

# ASYMPTOTICS OF COINTEGRATION ESTIMATOR WITH MISSPECIFIED RANK

CHRISTIAN HOLBERG AND SUSANNE DITLVESEN

ABSTRACT. Cointegration analysis was developed for non-stationary linear processes that exhibit stationary relationships between coordinates. Estimation of the cointegration relationships in a multi-dimensional cointegrated process typically proceeds in two steps. First the rank is estimated, then the cointegration matrix is estimated, conditionally on the estimated rank (reduced rank regression). The asymptotics of the estimator is usually derived under the assumption of knowing the true rank. In this paper, we quantify the bias and find the asymptotic distributions of the cointegration estimator in case of misspecified rank. We find that the estimator is unbiased but has increased variance when the rank is overestimated, whereas a bias is introduced for underestimated rank, usually with a smaller variance. If the eigenvalues of a certain eigenvalue problem corresponding to the underestimated rank are small, the bias is small, and it might be preferable to an overestimated rank due to the decreased variance. The results are illustrated on simulated data.

## 1. INTRODUCTION

Consider a  $p$ -dimensional autoregressive process  $Y_t$  of order 1 (AR(1)) defined by a vector error correction model (VECM)

$$(1) \quad \Delta Y_t = \Pi Y_{t-1} + Z_t$$

where  $\Delta Y = Y_t - Y_{t-1} \in \mathbb{R}^p$ ,  $\Pi$  is the  $p \times p$  autoregression matrix of fixed coefficients, and  $Z_1, Z_2 \dots$  are i.i.d.  $p$ -dimensional random vectors of mean zero.

In standard low-dimensional problems, the typical procedure to determine  $r$  is based on sequential likelihood-ratio tests [5]. The test statistics do not follow any standard distributions, the critical values depend on  $p$  and they need to be calculated numerically. Currently, critical values are available for dimension  $p \leq 11$ . This can be overcome by bootstrap methods. However, it is nontrivial to keep control over the type I error and the sequential testing can lead to severe bias. When the dimension  $p$  of model (1) increases, estimating  $r$  becomes more and more difficult and the rank test is prone to underestimating the rank [13]. Once the rank is fixed, a reduced rank regression [1] is performed assuming that this rank is in fact the true rank.

The main contribution of this paper is to determine the asymptotic distribution of the reduced rank estimator of  $\Pi$  under misspecified rank  $r$ . This has important statistical implications since there is no guarantee of determining even closely the true rank from finite sample sizes, especially for large  $p$ . The asymptotic distribution has earlier been derived under the true rank [5] or assuming wrongly full rank

---

DEPARTMENT OF MATHEMATICAL SCIENCES, UNIVERSITY OF COPENHAGEN, UNIVERSITETSPARKEN 5, 2100 COPENHAGEN Ø, DENMARK

*E-mail address:* c.holberg@math.ku.dk, susanne@math.ku.dk.

$r = p$  [1], however, the relevant asymptotic distribution in statistical applications is under possibly misspecified rank different from full rank.

We show that the cointegration estimator is unbiased but has increased variance when the rank is overestimated, compared to a correctly specified rank. If the rank is underestimated, a bias is introduced. The bias depends on the sizes of the eigenvalues of a certain eigenvalue problem. Furthermore, the variance usually decreases when the rank is underestimated, but not always.

The paper is organized as follows. In Section 2 the model and assumptions for cointegration are presented, a transformation that separates stationary and random walk parts are introduced, and some standard results on the asymptotic distributions of certain covariance matrices are recalled. In Section 3 the asymptotic distribution under correctly specified rank is recalled, and then the main results are presented, namely the asymptotic distributions under misspecified rank. In Section 4 we show how the results can be found in the original parametrization, in Section 5 we shortly extend to an autoregressive vector process of order higher than 1, and in Section 6 we explain how the rank is usually estimated. In Section 7 we illustrate our results on simulated data, and conclude with some discussion in Section 8.

Throughout the paper, we use the following notation.  $I_k$  denotes the  $k$ -dimensional identity matrix. Transposition is denoted by  $T$ . Convergence in distribution is denoted by  $\rightarrow_w$  and convergence in probability by  $\rightarrow_p$ . The Frobenius norm is denoted by  $\|\cdot\|_F$ . For a matrix  $A \in \mathbb{R}^{n \times m}$  with  $n \geq m$  of full column rank  $m$ , we write  $A_\perp$  to denote the  $n \times (n - m)$  matrix of full column rank  $(n - m)$  such that  $\text{span}(A)^\perp = \text{span}(A_\perp)$ . If  $A$  is positive definite we write  $A^{\frac{1}{2}}$  for the unique positive definite matrix satisfying  $A^{\frac{1}{2}}A^{\frac{1}{2}} = A$ . The vectorization operator is written as  $\text{vec}$ .

## 2. PRELIMINARIES

Let  $\{Y_t\}_{t=1}^\infty$  be defined by (1). Assume that  $Z_1, Z_2, \dots$  are i.i.d. of mean zero, with covariance matrix  $\Sigma_Z := \mathbb{E}(Z_t Z_t^T)$ , and a bounded fourth moment. Furthermore, assume that the process satisfies the usual cointegration assumption for some  $0 < r \leq p$ :

*Assumption 2.1.* The polynomial  $z \mapsto |(1 - z)I_p - \Pi z|$  has  $n = p - r$  unit roots and all other roots are outside the unit circle.

This assumption implies that the rank of  $\Pi$  is  $p - n = r$ . Thus, we can decompose  $\Pi$  into two matrices  $\alpha, \beta \in \mathbb{R}^{p \times r}$  of rank  $r$  such that  $\Pi = \alpha\beta^T$ . Let  $\alpha_\perp$  and  $\beta_\perp$  be orthogonal complements of  $\alpha$  and  $\beta$ . This leads to the second condition that is usually assumed when working with cointegrated AR-processes [5].

*Assumption 2.2.* The  $n \times n$  matrix  $\alpha_\perp^T \beta_\perp$  is non-singular.

Under these assumptions Granger's representation theorem [3] states that  $Y_t$  is  $I(1)$  and cointegrated of rank  $r$ . The cointegration relations are given by  $\beta^T Y_t$ . In particular, both  $\Delta Y_t$  and  $\beta^T Y_t$  are stationary. Now define  $Q = (\beta, \alpha_\perp)^T$  and note that

$$Q^{-1} = (\alpha(\beta^T \alpha)^{-1}, \beta_\perp(\alpha_\perp^T \beta_\perp)^{-1}).$$

Then, with  $X_t = QY_t$ ,  $U_t = QZ_t$ , and

$$\Gamma = Q\Pi Q^{-1} = \begin{pmatrix} \beta^T \alpha & 0 \\ 0 & 0 \end{pmatrix},$$

we get the  $Q$ -transformed version of model (1),

$$(2) \quad \Delta X_t = \Gamma X_{t-1} + U_t.$$

We have effectively split up the original process  $Y_t$  into a stationary part and a random walk part. In particular, if  $X_{1t}$  denotes the first  $r$  components of  $X_t$  and  $X_{2t}$  the last  $n$  components, we have the following relations

$$(3) \quad \Delta X_{1t} = \beta^T \alpha X_{1t-1} + U_{1t}$$

$$(4) \quad \Delta X_{2t} = U_{2t}.$$

We shall first study estimators of  $\Gamma$  from observations  $X_0, X_1, \dots, X_T$  and then transfer the results to the original parameter of interest,  $\Pi$ . The reason for taking this small detour is that it will give more clarity to the limiting behaviour of different parts of the estimator corresponding to either the random walk or the stationary part of the process.

Before describing the asymptotics of the estimators we need some results regarding the cross-covariances. Specifically, define the empirical cross-covariances

$$S_{XX} = \frac{1}{T} \sum_{t=1}^T X_{t-1} X_{t-1}^T, \quad S_{UX} = \frac{1}{T} \sum_{t=1}^T U_t X_{t-1}^T,$$

$$S_{\Delta XX} = \frac{1}{T} \sum_{t=1}^T \Delta X X_{t-1}^T, \quad S_{\Delta X \Delta X} = \frac{1}{T} \sum_{t=1}^T \Delta X \Delta X^T,$$

and the covariance matrix  $\Sigma_U = \mathbb{E}(U_t U_t^T) = Q \Sigma_Z Q^T$ . We will use the following block matrix notation: For a  $p \times p$  matrix  $M$ , let  $M_{11}$  denote the top left  $r \times r$  block,  $M_{22}$  the bottom right  $n \times n$  block, and finally  $M_{12}$  and  $M_{21}$  the two off-diagonal blocks. For notational convenience, we sometimes use a superscript instead. We shall implicitly assume that all the limits considered in the following sections are for  $T \rightarrow \infty$ . For the stationary processes,  $X_{1t-1}$  and  $\Delta X_t$ , the law of large numbers yields

$$S_{XX}^{11} \rightarrow_p \Sigma_X^{11} = \sum_{s=0}^{\infty} (I_r + \beta^T \alpha)^s \Sigma_U^{11} (I_r + \alpha^T \beta)^s$$

$$S_{\Delta X \Delta X} \rightarrow_p \Sigma_{\Delta X} = \begin{pmatrix} \Sigma_U^{11} + \beta^T \alpha \Sigma_X^{11} \alpha^T \beta & \Sigma_U^{12} \\ \Sigma_U^{21} & \Sigma_U^{22} \end{pmatrix}.$$

To study the asymptotics of the random walk part of the process we need to introduce a Brownian motion. Denote by  $\{W_s\}_{s \in [0,1]}$  a standard  $p$ -dimensional Brownian Motion initiated at 0. We are now ready to present the crucial Lemma. A proof can be found in e.g. Lemma 7.1 in [8].

**Lemma 2.1.** *Define the  $n \times p$  matrix  $D = (0, I_n)$ . Define also the random  $r \times p$  matrix  $V^T := (V_{11}^T, V_{21}^T)$  satisfying  $\text{vec} V \sim \mathcal{N}(0, \Sigma_X^{11} \otimes \Sigma_U)$ . The following converge*

jointly:

$$(5) \quad T^{-1}S_{XX}^{22} \rightarrow_w D\Sigma_U^{\frac{1}{2}} \left( \int_0^1 W_s W_s^T ds \right) \Sigma_U^{\frac{1}{2}} D^T =: B$$

$$(6) \quad \begin{pmatrix} S_{UX}^{12} \\ S_{UX}^{22} \end{pmatrix} \rightarrow_w \Sigma_U^{\frac{1}{2}} \left( \int_0^1 W_s dW_s^T \right)^T \Sigma_U^{\frac{1}{2}} D^T =: \begin{pmatrix} J_{12} \\ J_{22} \end{pmatrix}$$

$$(7) \quad T^{\frac{1}{2}} \begin{pmatrix} S_{UX}^{11} \\ S_{UX}^{21} \end{pmatrix} \rightarrow_w V = \begin{pmatrix} V_{11} \\ V_{21} \end{pmatrix}.$$

Furthermore,

$$(8) \quad S_{XX}^{11} \rightarrow_p \Sigma_X^{11}$$

$$(9) \quad S_{\Delta X \Delta X} \rightarrow_p \Sigma_{\Delta X}.$$

A direct consequence of the above Lemma and summation by parts is that  $S_{\Delta X X}^{12} \rightarrow_p -\Sigma_U^{12}$  (see section 3.1 in [1]). Thus, we have fully uncovered the asymptotic behaviour of  $S_{\Delta X X}$  as well. Indeed, we can write

$$\begin{pmatrix} S_{\Delta X X}^{11} & S_{\Delta X X}^{12} \\ S_{\Delta X X}^{21} & S_{\Delta X X}^{22} \end{pmatrix} = \begin{pmatrix} \beta^T \alpha S_{XX}^{11} & \beta^T \alpha S_{XX}^{12} \\ 0 & 0 \end{pmatrix} + \begin{pmatrix} S_{UX}^{11} & S_{UX}^{12} \\ S_{UX}^{21} & S_{UX}^{22} \end{pmatrix}.$$

We have already established that the top right block converges in probability to  $-\Sigma_U^{12}$  and limits for the remaining three blocks follow easily from Lemma 2.1. Note that, whereas  $S_{\Delta X X}^{11}$ ,  $S_{\Delta X X}^{12}$ , and  $S_{\Delta X X}^{21}$  converge in probability,  $S_{\Delta X X}^{22} = S_{UX}^{22}$  converges only weakly. From this it also follows that  $S_{XX}^{12}$  and  $S_{XX}^{21}$  are bounded in probability whence  $T^{-\frac{1}{2}} S_{XX}^{12}, T^{-\frac{1}{2}} S_{XX}^{21} \rightarrow_p 0$ .

### 3. ASYMPTOTIC DISTRIBUTIONS OF REDUCED RANK ESTIMATORS

With Lemma 2.1 in our arsenal, we are ready to study the asymptotic behaviour of estimators of  $\Gamma$ . In particular, we shall focus on the standard cointegration estimators [5]. This is a collection of estimators that can be obtained by solving a generalized eigenvalue problem. We consider

$$|S_{X \Delta X} (S_{\Delta X \Delta X})^{-1} S_{\Delta X X} - \hat{\lambda} S_{XX}| = 0$$

and order the solutions in decreasing order,  $\hat{\lambda}_1 \geq \hat{\lambda}_2 \geq \dots \geq \hat{\lambda}_p$ . With  $R := \text{diag}(\hat{\lambda}_1, \dots, \hat{\lambda}_p)$ , denote by  $G$  the  $p \times p$  matrix solving

$$(10) \quad S_{X \Delta X} (S_{\Delta X \Delta X})^{-1} S_{\Delta X X} G = S_{XX} G R,$$

$$(11) \quad G^T S_{XX} G = I_p.$$

In column vector notation we can write  $G = (g_1, \dots, g_p)$ . Here and in the following we will use the notation  $G_k = (g_1, \dots, g_k)$  for the matrix consisting of the first  $k$  columns of  $G$ . Similarly, we shall write  $R_{kk} = \text{diag}(\hat{\lambda}_1, \dots, \hat{\lambda}_k)$ . Keeping in line with our previous block matrix notation, we will then write  $G_{1k}$  and  $G_{2k}$  for the first  $r$  and last  $n$  rows of  $G_k$  respectively. The estimators are given by

$$(12) \quad \hat{\Gamma}_k = S_{\Delta X X} G_k G_k^T$$

for  $k = 1, \dots, p$ .  $\hat{\Gamma}_k$  is called the reduced rank estimator of  $\Gamma$  for rank  $k$ . One can show that  $\hat{\Gamma}_k$  is the maximum likelihood estimator of  $\Gamma$  under Gaussian errors when the data generating process is given by (2) and the rank of  $\Gamma$  is fixed at  $k$  [5]. In our case the true rank is  $1 < r < p$  and the reduced rank estimator for a correctly

specified rank is therefore  $\hat{\Gamma}_r$ . Another special case is the least squares estimator  $\hat{\Gamma}_{LS}$  which is, in fact, equal to  $\hat{\Gamma}_p$ .

It makes sense to distinguish between three different situations and study them separately. First, the reduced rank estimator where the true rank is given a priori. In this case we include exactly enough information and the resulting estimator is optimal, among the estimators considered here, in the following sense: For all  $1 \leq k \leq p$  for which  $\hat{\Gamma}_k$  is consistent,  $\hat{\Gamma}_r$  has the lowest variance.

Knowing the number of cointegrating relations, however, is often unrealistic. This leads us to consider the estimators  $\hat{\Gamma}_{k_1}$  and  $\hat{\Gamma}_{k_2}$  for  $1 \leq k_1 < r < k_2 \leq p$ . The former has underestimated rank and we will show that it is asymptotically biased, but under some circumstances the bias might be small enough to make it preferable in a bias-variance trade-off. The latter has overestimated rank and we will show that it is consistent, but its variance is inflated when compared to  $\hat{\Gamma}_r$ . We first recall the known limiting behaviour of  $\hat{\Gamma}_r$  since this serves as an illustrating case and highlights many of the ideas involved in the study of the other two cases. We then derive the limiting behavior of the estimators with misspecified ranks, which is the main contribution of this paper.

**3.1. Correctly Specified Rank.** We start with a result due to [1]. The statement of the Theorem as well as the proof are essentially the same as in [1].

**Theorem 3.1.** *Define  $\tilde{J}_{12} := (J_{12} - \Sigma_U^{12}(\Sigma_U^{22})^{-1}J_{22})$  and let  $\text{rank}(\Gamma) = r$ . Then,*

$$(13) \quad \begin{pmatrix} T^{\frac{1}{2}}(\hat{\Gamma}_r^{11} - \Gamma_{11}) & T(\hat{\Gamma}_r^{12} - \Gamma_{12}) \\ T^{\frac{1}{2}}(\hat{\Gamma}_r^{21} - \Gamma_{21}) & T(\hat{\Gamma}_r^{22} - \Gamma_{22}) \end{pmatrix} \rightarrow_w \begin{pmatrix} V_{11}(\Sigma_X^{11})^{-1} & \tilde{J}_{12}B^{-1} \\ V_{21}(\Sigma_X^{11})^{-1} & 0 \end{pmatrix}.$$

Note that the rate of convergence for the right two blocks is  $o_P(T^{-1})$  contrary to the usual reduced rank regression setting of independent observations where the rate of convergence is  $o_P(T^{-\frac{1}{2}})$  for all blocks. As we will see in the proof, this is due to the fact that  $TG_{2r}G_{1r}^T$  and  $T^2G_{2r}G_{2r}^T$  are convergent, where  $G$  is defined in (10)–(11).

*Proof.* For ease of notation we write  $A := S_{X\Delta X}(S_{\Delta X\Delta X})^{-1}S_{\Delta X X}$ . From Lemma 2.1 we find that  $T^{-\frac{1}{2}}A_{12}$ ,  $T^{-\frac{1}{2}}A_{22}$ ,  $T^{-\frac{1}{2}}S_{XX}^{21}$ , and  $T^{-\frac{1}{2}}S_{XX}^{12}$  are  $o_P(1)$ . Since  $S_{XX}^{11}$  and  $T^{-1}S_{XX}^{22}$  are  $O_P(1)$ , from (11) we get that  $g_{1j}$  and  $T^{\frac{1}{2}}g_{2j}$  are bounded in probability for all  $j = 1, \dots, p$ . It follows that  $A_{12}G_{2r}$ ,  $A_{22}G_{2r}$ , and  $S_{XX}^{12}G_{2r}$  are  $o_P(1)$ . Finally, note that  $R_{11}$  defined in (10) converges in probability to some non-singular diagonal matrix  $\Lambda_{11}$  and  $\hat{\lambda}_i = o_P(T^{-\frac{1}{2}})$  for  $i = r+1, \dots, p$  (see e.g. [6]).

Writing (10) in block matrix notation we then have for  $G_r$ ,

$$(14) \quad A_{11}G_{1r} + o_P(1) = S_{XX}^{11}G_{1r}R_{rr} + o_P(1)$$

$$(15) \quad A_{21}G_{1r} + o_P(1) = (S_{XX}^{21}G_{1r} + T^{-1}S_{XX}^{22}TG_{2r})R_{rr}.$$

With  $H_1 = (\frac{1}{T}S_{XX}^{22})^{-1}(A_{21}(A_{11})^{-1}S_{XX}^{11} - S_{XX}^{21})$  we compute  $TG_{2r} = H_1G_{1r} + o_P(1)$  which, in particular, implies that  $TG_{2r}$  is bounded in probability and therefore  $G_{2r}^T S_{XX}^{22} G_{2r}$ ,  $G_{2r}^T S_{XX}^{21} G_{1r}$ , and  $G_{1r}^T S_{XX}^{12} G_{2r}$  are all  $o_P(T^{-\frac{1}{2}})$ . Applying (11) then yields

$$G_{1r}^T S_{XX}^{11} G_{1r} = I_r + o_P(T^{-\frac{1}{2}}),$$

i.e.,  $G_{1r}G_{1r}^T = (S_{XX}^{11})^{-1} + o_P(T^{-\frac{1}{2}})$ . Then we simply compute the estimator  $S_{\Delta XX}G_rG_r^T$  in (12) using the block expressions derived above. This gives us

$$\begin{aligned}\hat{\Gamma}_r^{11} &= S_{\Delta XX}^{11}G_{1r}G_{1r}^T + o_P(T^{-\frac{1}{2}}) = \beta^T\alpha + S_{UX}^{11}(S_{XX}^{11})^{-1} + o_P(T^{-\frac{1}{2}}) \\ \hat{\Gamma}_r^{21} &= S_{\Delta XX}^{21}G_{1r}G_{1r}^T + o_P(T^{-\frac{1}{2}}) = S_{UX}^{21}(S_{XX}^{11})^{-1} + o_P(T^{-\frac{1}{2}}) \\ \hat{\Gamma}_r^{12} &= T^{-1}S_{\Delta XX}^{11}G_{1r}G_{1r}^TH_1^T + o_P(T^{-1}) = T^{-1}\beta^T\alpha H_1^T + o_P(T^{-1}) \\ \hat{\Gamma}_r^{22} &= o_P(T^{-1})\end{aligned}$$

Appealing to Lemma 2.1 we see that  $H_1^T \rightarrow_w (\beta^T\alpha)^{-1}(J_{12} - \Sigma_W^{12}(\Sigma_W^{22})^{-1}J_{22})B^{-1}$  jointly with (5), (6), and (7). The result of Theorem 3.1 is then easily derived from the above expressions.  $\square$

**3.2. Overestimated Rank.** Let the true rank of  $\Pi$  be  $0 < r < p$ . We are interested in the reduced rank estimator  $\hat{\Gamma}_{r+m}$  with  $r < r+m \leq p$ . The above results for  $\hat{\Gamma}_r$  suggest that this estimator is consistent and with a limiting behaviour somewhat close to that of  $\hat{\Gamma}_r$  depending on  $m$ . To tackle this problem, we first analyze the asymptotics of the last  $n$  columns of  $G$ . Unfortunately, we cannot directly adopt the methods from the previous section, but in much the same way we start with (10) and (11). Write

$$G = \begin{pmatrix} G_{11} & G_{12} \\ G_{21} & G_{22} \end{pmatrix}$$

where  $G_{11} = G_{1r}$  and  $G_{21} = G_{2r}$  and consider equation (11) in block matrix notation. Using that  $(I_r, T^{\frac{1}{2}}I_n)G$  is bounded in probability and that  $T^{\frac{3}{4}}G_{21}$  converges in probability to 0, we find that  $G_{21}^T S_{XX}^{21} G_{12}$ ,  $G_{11}^T S_{XX}^{12} G_{22}$ , and  $G_{21}^T S_{XX}^{22} G_{22}$  are  $o_P(T^{-\frac{1}{4}})$ . The top-right block of (11) then reduces to

$$G_{11}^T S_{XX}^{11} G_{12} + o_P(T^{-\frac{1}{4}}) = 0$$

so that  $G_{12} = o_P(T^{-\frac{1}{4}})$ . By an analogous argument we get  $G_{22} S_{XX}^{22} G_{22} = I_n + o_P(T^{-\frac{1}{2}})$  and therefore  $TG_{22}G_{22}^T = (T^{-1}S_{XX}^{22})^{-1} + o_P(T^{-\frac{1}{2}})$ . Note that the least squares estimator is given by

$$\hat{\Gamma}_{LS} = S_{\Delta XX}(S_{XX})^{-1} = S_{\Delta XX}GG^T = \hat{\Gamma}_p$$

corresponding to the case where  $m = n$ . Thus, we have obtained an asymptotic distribution for the least squares estimator, albeit in a slightly indirect way. This will also be a consequence of the following more general result.

**Theorem 3.2.** *Assume that  $\text{rank}(\Gamma) = r < p$  and  $1 \leq m \leq n = p - r$ . Let  $\Lambda_{22}$  be the random diagonal matrix whose diagonal consists of the solutions to*

$$|J_{22}^T(\Sigma_U^{22})^{-1}J_{22} - B\lambda| = 0$$

*ordered in decreasing order. Then,*

$$(16) \quad \begin{pmatrix} T^{\frac{1}{2}}(\hat{\Gamma}_{r+m}^{11} - \Gamma_{11}) & T(\hat{\Gamma}_{r+m}^{12} - \Gamma_{12}) \\ T^{\frac{1}{2}}(\hat{\Gamma}_{r+m}^{21} - \Gamma_{21}) & T(\hat{\Gamma}_{r+m}^{22} - \Gamma_{22}) \end{pmatrix} \rightarrow_w \begin{pmatrix} V_{11}(\Sigma_X^{11})^{-1} & \tilde{J}_{12}B^{-1} + \tilde{J}_{22}L_{2m}L_{2m}^T \\ V_{21}(\Sigma_X^{11})^{-1} & J_{22}L_{2m}L_{2m}^T \end{pmatrix}$$

*where  $\tilde{J}_{22} := \Sigma_U^{12}(\Sigma_U^{22})^{-1}J_{22}$  and  $L_{2m}$  consists of the first  $m$  columns of  $L_2$  solving*

$$J_{22}^T(\Sigma_U^{22})^{-1}J_{22}L_2 = BL_2\Lambda_{22}, \quad L_2^TBL_2 = I_n.$$

Before proving this theorem, it is instructive to compare the limiting distribution with (13). What effectively happens when inflating the rank is that we are including columns of  $G$  that are not relevant. This leads to an increased variance as illustrated by the terms  $\tilde{J}_{22}L_{2m}L_{2m}^T$  and  $J_{22}L_{2m}L_{2m}^T$ . The higher  $m$  is, the more the variance increases. For small  $m$  compared to  $p$ , there might not be any major issues. In line with our intuition, it is thus advisable to get as close as possible to the true rank. Setting  $m = 0$  corresponds to dropping all columns of  $L_{2m}$  and we end up with (13). For the least squares estimator the above expression simplifies somewhat. Indeed,  $L_{2n} = L_2$  and thus  $L_{2n}L_{2n}^T = B^{-1}$ . Plugging this into (16) yields  $\tilde{J}_{12}B^{-1} + \tilde{J}_{22}L_{2n}L_{2n}^T = J_{12}B^{-1}$  and  $J_{22}L_{2n}L_{2n}^T = J_{22}B^{-1}$ .

*Proof.* The main ideas of this proof are similar to those of Theorem 3.1 and we shall proceed in the same manner. Slightly abusing the notation used so far we let  $G_m = (g_{r+1}, \dots, g_{r+m})$  and define  $G_{1m}$  and  $G_{2m}$  as above. Equation (10) translates to

$$AG_m = S_{XX}G_mR_{r:m}$$

where  $R_{r:m} = \text{diag}(\hat{\lambda}_{r+1}, \dots, \hat{\lambda}_{r+m})$ . As mentioned in the previous proof,  $R_{22} = o_P(T^{-\frac{1}{2}})$  and consequently, by the comments made at the start of this section,  $S_{XX}G_mR_{r:m} = o_P(T^{-1})$ . In block matrix notation the top part of the equation simplifies to

$$A_{11}G_{1m} + A_{12}G_{2m} = o_P(T^{-1})$$

which, with  $H_2 = -(A_{11})^{-1}A_{12}$ , can be rewritten as  $G_{1m} = H_2G_{2m} + o_P(T^{-1})$ . Substituting this expression into the bottom part of the equation and multiplying by  $T^{\frac{1}{2}}$  gives

$$(A_{22} - A_{21}(A_{11})^{-1}A_{12})T^{\frac{1}{2}}G_{2m} = S_{XX}^{22}T^{\frac{1}{2}}G_{2m}R_{r:m} + o_P(T^{-\frac{1}{2}})$$

By the Davis-Kahan Theorem (see e.g. Theorem 4 in [14]) there exists a random matrix  $\tilde{L}_{2m}$  solving

$$(A_{22} - A_{21}(A_{11})^{-1}A_{12})\tilde{L}_{2m} = T^{-1}S_{XX}^{22}\tilde{L}_{2m}TR_{r:m}, \quad \tilde{L}_{2m}^T T^{-1}S_{XX}^{22}\tilde{L}_{2m} = I_n,$$

and such that  $T^{\frac{1}{2}}G_{2m} = \tilde{L}_{2m} + o_P(T^{-\frac{1}{2}})$ . We shall find the asymptotics of  $\tilde{L}_{2m}\tilde{L}_{2m}^T$  and then finish the proof by arguing that  $\tilde{L}_{2m}$  is sufficiently close to  $T^{\frac{1}{2}}G_{2m}$ . Using Lemma 2.1 we compute

$$\begin{aligned} H_2 &\rightarrow_w (\beta^T \alpha \Sigma_X^{11})^{-1} (\Sigma_U^{12} + \Sigma_U^{12} (\Sigma_U^{22})^{-1} J_{22}), \\ (A_{22} - A_{21}(A_{11})^{-1}A_{12}) &\rightarrow_w J_{22}^T (\Sigma_U^{22})^{-1} J_{22} \end{aligned}$$

jointly with (5), (6), and (7). With probability 1 the generalized eigenvalues on the diagonal of  $\Lambda_{22}$  are all distinct. Lemma A.2 in Appendix A along with the continuous mapping theorem then gives  $\tilde{L}_{2m}\tilde{L}_{2m}^T \rightarrow_w L_{2m}L_{2m}^T$  jointly with  $H_2$  and the expressions in Lemma 2.1. We now have all the tools needed to evaluate  $\hat{\Gamma}_{r+m}$  starting with the expression

$$\hat{\Gamma}_{r+m} = S_{\Delta XX} \begin{pmatrix} G_r & G_m \end{pmatrix} \begin{pmatrix} G_r^T \\ G_m^T \end{pmatrix} = S_{\Delta XX} (G_r G_r^T + G_m G_m^T)$$

As argued previously  $G_{1m}G_{1m}^T$  and  $G_{2m}G_{2m}^T$  are  $o_P(T^{-\frac{1}{2}})$  and so we immediately see  $\hat{\Gamma}_{r+m}^1 = \hat{\Gamma}_r^1 + o_P(T^{-\frac{1}{2}})$ . For the remaining two blocks write

$$\begin{aligned} \begin{pmatrix} \hat{\Gamma}_{r+m}^{12} \\ \hat{\Gamma}_{r+m}^{22} \end{pmatrix} - \begin{pmatrix} \hat{\Gamma}_r^{12} \\ \hat{\Gamma}_r^{22} \end{pmatrix} &= \begin{pmatrix} S_{\Delta XX}^{11} G_{1m} G_{2m}^T + S_{\Delta XX}^{12} G_{2m} G_{2m}^T \\ S_{\Delta XX}^{21} G_{1m} G_{2m}^T + S_{\Delta XX}^{22} G_{2m} G_{2m}^T \end{pmatrix} \\ &= \begin{pmatrix} T^{-1} \beta^T \alpha S_{XX}^{11} H_2 \tilde{L}_{2m} \tilde{L}_{2m}^T + T^{-1} S_{\Delta XX}^{12} \tilde{L}_{2m} \tilde{L}_{2m}^T \\ T^{-1} S_{\Delta XX}^{22} \tilde{L}_{2m} \tilde{L}_{2m}^T \end{pmatrix} + o_P(T^{-1}) \end{aligned}$$

and the result follows from Theorem 3.1 and Lemma 2.1 in combination with the limits derived above for  $H_2$  and  $\tilde{L}_{2m} \tilde{L}_{2m}^T$ .  $\square$

As a side note we remark that the reasoning used to determine the limit of  $\tilde{L}_m \tilde{L}_m^T$  can also be applied to  $R_{r:m}$ . In particular, Lemma A.1 in the Appendix shows that  $TR_{r:m}$  converges in distribution to the first  $m$  diagonal entries in  $\Lambda_{22}$ . There is nothing special about our choice of  $m$  here and in particular  $TR_{22} \rightarrow_w \Lambda_{22}$  where  $R_{22} = \text{diag}(\hat{\lambda}_{r+1}, \dots, \hat{\lambda}_p)$ . It is seen that

$$\begin{aligned} |J_{22}^T (\Sigma_U^{22})^{-1} J_{22} - B\lambda| &= \\ &|(\Sigma_U^{22})^{\frac{1}{2}}| |(\Sigma_U^{22})^{-\frac{1}{2}} J_{22}^T (\Sigma_U^{22})^{-1} J_{22} (\Sigma_U^{22})^{-\frac{1}{2}} - (\Sigma_U^{22})^{-\frac{1}{2}} B (\Sigma_U^{22})^{-\frac{1}{2}} \lambda| |(\Sigma_U^{22})^{\frac{1}{2}}|. \end{aligned}$$

Recalling the definition of  $J_{22}$  and  $B$  we get that the diagonal of  $\Lambda_{22}$  is, in fact, equal to the ordered solutions of

$$\left| \left( \int_0^1 W_{2s} dW_{2s}^T \right) \left( \int_0^1 W_{2s} dW_{2s}^T \right)^T - \lambda \int_0^1 W_{2s} W_{2s}^T ds \right| = 0$$

where  $W_{2s}$  are the last  $n$  components of the standard Brownian motion  $W_s$ . Analogously, we see from Lemma A.1 and the proof of Theorem 3.1 that  $(\hat{\lambda}_1, \dots, \hat{\lambda}_r)$  are asymptotically equivalent to the ordered solutions of  $|A_{11} - S_{XX}^{11} r|$ . In other words,  $R_{11}$  converges in probability to the  $\Lambda_{11}$  whose diagonal are the ordered solutions of

$$(17) \quad |\Sigma_X^{11} \alpha^T \beta (\Sigma_{\Delta X}^{-1})_{11} \beta^T \alpha \Sigma_X^{11} - \Sigma_X^{11} \lambda| = 0.$$

We have thus determined the asymptotics of  $R$  as well. This is a well known result in the cointegration literature from which one can derive the asymptotic distribution of the so-called trace test statistic which tests the hypothesis that the cointegration rank is at most  $k < p$  [6].

**3.3. Underestimated Rank.** For finite samples, we might just as well underestimate the true rank. Especially if one chooses the rank using the sequential testing approach that is usually applied in practice. It is therefore of interest to study the asymptotics of the reduced rank estimator for an underestimated rank. In particular, we now consider  $\hat{\Gamma}_m$  for  $0 < m < r$ . Recycling the above notation, we let  $G_m$  consist of the first  $m < r$  columns of  $G$  and subsequently write  $G_{1m}$  and  $G_{2m}$  for the first  $r$  and last  $n$  rows of  $G_m$  respectively. It is clear that the estimator will be biased so all we can hope for is that the bias might be small in certain situations. Before computing this bias and giving the main theorem of this section, we need an extra assumption on the generalized eigenvalues in (17).

*Assumption 3.1.* The generalized eigenvalues in (17) are simple, i.e.,  $\lambda_1 > \dots > \lambda_r$ .



This assumption is of a technical nature. It is needed for the smoothness results given in Lemma A.2 and A.3. To the extent in which we apply Lemma A.2, it is actually sufficient to assume  $\lambda_m > \lambda_{m+1}$ . It is clear that this assumption is necessary since otherwise we would not be able to distinguish between the asymptotic eigenvectors. Whether we need all the first  $r$  eigenvalues to be simple, however, is questionable. We hypothesize that Theorem 3.3 holds without this assumption, but this would require an entirely different proof since the current proof relies on the delta method which in turn requires sufficient smoothness of the map  $h$  defined below.

It immediately follows from Lemma A.2 in Appendix A and the proof of Theorem 3.1 that  $G_{1m}G_{1m}^T \rightarrow_p L_{1m}L_{1m}^T$  where  $L_{1m}$  consists of the first  $m$  columns of  $L_1$  satisfying

$$(18) \quad \Sigma_X^{11} \alpha^T \beta (\Sigma_X^{-1})_{11} \beta^T \alpha \Sigma_X^{11} L_1 = \Sigma_X^{11} L \Lambda_{11}, \quad L_1^T \Sigma_X^{11} L_1 = I_r.$$

Furthermore, we know that  $\hat{\Gamma}_m^{11} = \beta^T \alpha S_{XX}^{11} G_{1m} G_{1m}^T + o_P(1)$ . With  $L_1 = (l_1, \dots, l_r)$  define  $L_{1m:r} = (l_{m+1}, \dots, l_r)$ . Then, since  $\beta^T \alpha = \beta^T \alpha \Sigma_X^{11} L_1 L_1^T$ , we find that the asymptotic bias is given by

$$(19) \quad \hat{\Gamma}_m^{11} - \Gamma_{11} \rightarrow_p \beta^T \alpha \Sigma_X^{11} L_{1m:r} L_{1m:r}^T := b.$$

We see that the bias increases as eigenvalues are excluded and the bias is larger for larger eigenvalues. In practice this means that we only incur a small bias when underestimating the rank if the eigenvalues  $\lambda_{m+1}, \dots, \lambda_r$  are small. This might be negligible or even desirable if we can sufficiently reduce the variance of our estimator.

It turns out that the asymptotics are a little more involved in this case. To study the limiting distribution of  $T^{\frac{1}{2}}(\hat{\Gamma}_m^{11} - \Gamma_{11} - b)$  we will follow the strategy of [4] which forces us to set up more notation and introduce some ideas from matrix differential calculus. We shall borrow the notation from [9]. For a matrix valued function  $\Phi : \mathbb{R}^{m \times n} \rightarrow \mathbb{R}^{k \times l}$  we let  $d\Phi$  denote its differential. Similarly, we can define the derivative of  $\Phi(A)$  with respect to  $A$  as the derivative of the vectorization of  $\Phi(A)$  with respect to the vectorization of  $A$ :

$$D\Phi = \frac{\partial \text{vec}\Phi(A)}{\partial \text{vec}A^T},$$

i.e., the Jacobian matrix of  $\text{vec}(\Phi)$ . One useful result we shall use is the following [11]: If  $d\Phi(A) = \sum_i M_i(dA)N_i$  for suitable matrices  $M_i, N_i$ , then the derivative is  $D\Phi = \sum_i N_i^T \otimes M_i$ . We define the commutation matrix  $I_{(k,l)}$  as the square  $kl \times kl$  block matrix partitioned into  $k \times l$  blocks whose  $(i,j)$ 'th block is 1 in the  $(j,i)$ 'th coordinate and 0 everywhere else. Our goal is to use the delta method to determine the asymptotic distribution of the left side of  $\hat{\Gamma}_m$ .

**Lemma 3.1** (Delta method). *Let  $(x_n)_{n \in \mathbb{N}} \subset \mathbb{R}^d$  be a sequence of random vectors such that  $\sqrt{n}(x_n - x) \rightarrow_w \mathcal{N}(0, \Sigma)$  for some  $x \in \mathbb{R}^d$  and a positive definite covariance matrix  $\Sigma \in \mathbb{R}^{d \times d}$ . Assume furthermore that  $h : \mathbb{R}^d \rightarrow \mathbb{R}^p$  is a continuous function that is continuously differentiable in a neighbourhood of  $x$  with Jacobian matrix  $J = \frac{\partial h}{\partial y^T}|_{y=x}$ . Then,  $\sqrt{n}(h(x_n) - h(x)) \rightarrow_w \mathcal{N}(0, J\Sigma J^T)$ .*

Furthermore, we need the following results on the sample covariance matrix.

**Lemma 3.2.** Define  $\tilde{X}_t = (\Delta X_t^T \quad X_{1t-1}^T)^T$  and consider the sample covariance matrix  $S_{\tilde{X}\tilde{X}}$ . Then  $\tilde{X}_t$  is stationary with,

$$S_{\tilde{X}\tilde{X}} \rightarrow_p \Sigma_{\tilde{X}} = \begin{pmatrix} \Sigma_{\Delta X}^{11} & \Sigma_{\Delta X}^{12} & \beta^T \alpha \Sigma_X^{11} \\ \Sigma_{\Delta X}^{21} & \Sigma_{\Delta X}^{22} & 0 \\ \Sigma_X^{11} \alpha^T \beta & 0 & \Sigma_X^{11} \end{pmatrix}.$$

Let  $\kappa_{ijkl}$  be the joint cumulant of  $U_{t,i}, U_{t,j}, U_{t,k}$ , and  $U_{t,l}$ . If  $\kappa_{ijkl}$  vanishes for all  $1 \leq i, j, k, l \leq p$ , then  $\sqrt{T} \text{vec}(S_{\tilde{X}\tilde{X}} - \Sigma_{\tilde{X}}) \rightarrow_w \mathcal{N}(0, \Xi)$ , where

$$(20) \quad \Xi = \sum_{k=-\infty}^{\infty} \gamma_k \otimes \gamma_k + I_{(p+r, p+r)} \sum_{k=-\infty}^{\infty} \gamma_k \otimes \gamma_k$$

and  $\gamma_k = \mathbb{E}(\tilde{X}_0 \tilde{X}_k^T)$ .

Note that the second part of Lemma 3.2 holds also if we replace  $\tilde{X}_t$  with any multivariate stationary linear process with vanishing fourth order cumulants. In fact, it is sufficient to assume that the cumulants are finite, but this complicates the expression for the asymptotic covariance somewhat so we keep the assumption. It holds specifically when  $U_t$  is Gaussian.

*Proof of Lemma 3.2.*  $\tilde{X}_t$  is clearly stationary since  $\Delta X_t$  and  $X_{1t-1}$  are stationary. From (3) and (4) we see that  $\tilde{X}_t = \sum_{s=0}^{\infty} \Psi_s U_{t-s}$  where

$$\Psi_0 = \begin{pmatrix} I_r & 0_{r \times n} \\ 0_{n \times r} & I_n \\ 0_{r \times r} & 0_{r \times n} \end{pmatrix}, \quad \Psi_s = \begin{pmatrix} \beta^T \alpha (I_r + \beta^T \alpha)^{s-1} & 0_{r \times n} \\ 0_{n \times r} & 0_{n \times n} \\ (I_r + \beta^T \alpha)^{s-1} & 0_{r \times n} \end{pmatrix} \text{ for } s \geq 1$$

and it is easily verified that  $\sum_{s=0}^{\infty} \|\Psi_s\| < \infty$ . The first part of the statement then follows from known results about linear processes (see e.g. Proposition C.12 in [8]).

Under the assumptions of Lemma 3.2,  $\sqrt{T}(S_{\tilde{X}\tilde{X}} - \Sigma_{\tilde{X}})$  converges in distribution to some random matrix,  $N$ , with  $\text{vec}(N)$  normal and covariance given by (see e.g. [12])

$$\text{Cov}(N_{i,j}, N_{k,l}) = \sum_{u=-\infty}^{\infty} (\gamma_u)_{ik} (\gamma_u)_{jl} + \sum_{u=-\infty}^{\infty} (\gamma_u)_{jk} (\gamma_u)_{il}.$$

Now let  $\eta(i, j) = (p+r)(j-1) + i$  and observe that

$$\begin{aligned} (\gamma_u)_{ik} (\gamma_u)_{jl} &= (\gamma_u \otimes \gamma_u)_{\eta(i,j), \eta(k,l)}, \\ (\gamma_u)_{jk} (\gamma_u)_{il} &= ((\gamma_u \otimes \gamma_u) I_{(p+r, p+r)})_{\eta(i,j), \eta(k,l)}. \end{aligned}$$

Since  $\Xi_{\eta(i,j), \eta(k,l)} = \text{Cov}(N_{i,j}, N_{k,l})$ , this is exactly what we need to show, keeping in mind that  $I_{(p+r, p+r)} (\gamma_u \otimes \gamma_u) = (\gamma_u \otimes \gamma_u) I_{(p+r, p+r)}$  [10].  $\square$

We now have all the tools we need to derive the asymptotics of  $\hat{\Gamma}_m^1$ . For a matrix  $M \in \mathbb{R}^{(p+r) \times (p+r)}$  write it in block form

$$M = \begin{pmatrix} M_{11} & M_{12} \\ M_{21} & M_{22} \end{pmatrix}$$

where  $M_{11}$  is  $p \times p$  and  $M_{22}$  is  $r \times r$ . Denote by  $\rho_1 \geq \dots \geq \rho_r$  the generalized eigenvalues sorted in decreasing order for the generalized eigenvalue problem given

by  $M_{21}(M_{11})^{-1}M_{12}$  and  $M_{22}$ . Let  $v_1, \dots, v_r$  be the corresponding generalized eigenvectors. Define the function  $h : \mathbb{R}^{(p+r) \times (p+r)} \rightarrow \mathbb{R}^{r \times r}$  by  $h(M) = M_{12} \sum_{k=1}^m v_k v_k^T$ . We can write

$$\begin{aligned} dM_{11} &= (I_p, 0_{p \times r}) dM \begin{pmatrix} I_p \\ 0_{r \times p} \end{pmatrix}, & dM_{12} &= (I_p, 0_{p \times r}) dM \begin{pmatrix} 0_{p \times r} \\ I_r \end{pmatrix}, \\ dM_{21} &= (0_{r \times p}, I_r) dM \begin{pmatrix} I_p \\ 0_{r \times p} \end{pmatrix}, & dM_{22} &= (0_{r \times p}, I_r) dM \begin{pmatrix} 0_{p \times r} \\ I_r \end{pmatrix}. \end{aligned}$$

Also, we have  $dM_{11}^{-1} = -M_{11}^{-1}(dM_{11})M_{11}^{-1}$  (see e.g. Thm. 8.3 in [9]) whence

$$\begin{aligned} d(M_{21}M_{11}^{-1}M_{12}) &= (0_{r \times p}, I_r) dM \begin{pmatrix} M_{11}^{-1}M_{12} \\ 0_{r \times p} \end{pmatrix} \\ &\quad - (M_{21}M_{11}^{-1}, 0_{p \times r}) dM \begin{pmatrix} M_{11}^{-1}M_{12} \\ 0_{r \times p} \end{pmatrix} + (M_{21}M_{11}^{-1}, 0_{p \times r}) dM \begin{pmatrix} 0_{p \times r} \\ I_r \end{pmatrix}. \end{aligned}$$

For ease of notation we now write  $P_i = l_i l_i^T$ ,  $\Sigma_{X\Delta X} = (\Sigma_X^{11} \alpha^T \beta, 0_{r \times n})$ , and  $\Sigma_{\Delta X X} = \Sigma_{X\Delta X}^T$ , where  $l_i$  is the  $i$ th column of  $L_1$  defined in (18). Under Assumption 3.1, the map  $M \mapsto v_i v_i^T$  is differentiable at  $M = \Sigma_{\bar{X}}$  (see Appendix A). Lemma A.3 yields

$$D(v_i v_i^T)|_{M=\Sigma_{\bar{X}}} = \sum_{j \neq i} (\lambda_i - \lambda_j)^{-1} (P_i \otimes P_j + P_j \otimes P_i) F_i - (0_{r \times p}, P_i) \otimes (0_{r \times p}, P_i)$$

where

$$F_i = (\Sigma_{X\Delta X} \Sigma_{\Delta X}^{-1} \otimes (-\Sigma_{X\Delta X} \Sigma_{\Delta X}^{-1}, I_r), I_r \otimes (\Sigma_{X\Delta X} \Sigma_{\Delta X}^{-1}, -\lambda_i I_r)).$$

Let  $\xi_i = D(v_i v_i^T)|_{M=\Sigma_{\bar{X}}}$ , then

$$(21) \quad \xi = Dh|_{M=\Sigma_{\bar{X}}} = \sum_{i=1}^m (0_{r \times p} \quad P_i) \otimes (I_p \quad 0_{p \times r}) + (I_r \otimes \Sigma_{\Delta X X}) \xi_i.$$

Observe that (14) actually also holds with  $o_P(1)$  replaced by  $o_P(T^{-\frac{1}{4}})$  and a similar argument as that applied in the proof of Theorem 3.2 therefore shows that  $G_{1m} G_{1m}^T = \tilde{L}_{1m} \tilde{L}_{1m}^T + o_P(T^{-\frac{1}{2}})$  where  $\tilde{L}_{1m}$  is the empirical version of  $L_{1m}$ , i.e., the generalized eigenvectors when the covariance matrices are replaced by their empirical counterparts. In particular,

$$\sqrt{T} \begin{pmatrix} \hat{\Gamma}_m^{11} - \Gamma_{11} - b \\ \hat{\Gamma}_m^{21} - \Gamma_{21} \end{pmatrix} = \sqrt{T} (h(S_{\bar{X}\bar{X}}) - h(\Sigma_{\bar{X}})) + o_P(T^{-\frac{1}{2}})$$

and it is a straight-forward application of Lemma 3.1 and Lemma 3.2 to prove that  $\sqrt{T} \text{vec}(h(S_{\bar{X}\bar{X}}) - h(\Sigma_{\bar{X}})) \rightarrow_w \mathcal{N}(0, \xi \Xi \xi^T)$ . Thus, we have identified the asymptotic distribution of the two left blocks. As we shall see below there is a much simpler expression for the asymptotic covariance matrix of  $\sqrt{T} \text{vec}(\hat{\Gamma}_m^{21} - \Gamma_{21})$ .

**Theorem 3.3.** *Assume that  $1 \leq m < r = \text{rank}(\Gamma)$  and  $\lambda_1 > \dots > \lambda_r$ . Assume furthermore that  $\kappa_{ijkl} = 0$  for all  $1 \leq i, j, k, l \leq p$ . Let  $\tilde{V}^T = (\tilde{V}_{11}^T, \tilde{V}_{21}^T)$  be a random matrix such that  $\text{vec}(\tilde{V}) \sim \mathcal{N}(0, \xi \Xi \xi^T)$ , where  $\Xi$  is defined in (20) and  $\xi$  is defined in (21). Then,*

$$(22) \quad \begin{pmatrix} T^{\frac{1}{2}}(\hat{\Gamma}_m^{11} - \Gamma_{11} - b) & T(\hat{\Gamma}_m^{12} - \Gamma_{12}) \\ T^{\frac{1}{2}}(\hat{\Gamma}_m^{21} - \Gamma_{21}) & T(\hat{\Gamma}_m^{22} - \Gamma_{22}) \end{pmatrix} \rightarrow_w \begin{pmatrix} \tilde{V}_{11} & C_{1m} \tilde{J}_{12} B^{-1} \\ \tilde{V}_{21} & 0 \end{pmatrix}$$

where  $C_{1m} = \beta^T \alpha \Sigma_X^{11} L_{1m} L_{1m}^T (\beta^T \alpha)^{-1}$ . The covariance matrix of  $\tilde{V}_{21}$  is equal to  $L_{1m} L_{1m}^T \Sigma_X^{11} L_{1m} L_{1m}^T \otimes \Sigma_U^{22}$ .

*Proof.* Starting as in the proof of Theorem 3.1 and replacing  $G_{1m} G_{1m}^T$  with  $L_{1m} L_{1m}^T$  in the appropriate places, we find that

$$\begin{aligned}\hat{\Gamma}_m^{11} &= S_{\Delta X X}^{11} L_{1m} L_{1m}^T + o_P(T^{-\frac{1}{2}}) \\ \hat{\Gamma}_m^{21} &= S_{U X}^{21} L_{1m} L_{1m}^T + o_P(T^{-\frac{1}{2}}) \\ \hat{\Gamma}_m^{12} &= T^{-1} \beta^T \alpha \Sigma_{X X} L_{1m} L_{1m}^T H_1^T + o_P(T^{-1}) \\ \hat{\Gamma}_m^{22} &= o_P(T^{-1})\end{aligned}$$

We derived the asymptotic distribution for the first two expressions above. The other two follow directly from Lemma 2.1.

The second result is also an easy consequence of Lemma 2.1, since  $T^{\frac{1}{2}} \text{vec}(\hat{\Gamma}_m^{21} - \Gamma_{21})$  converges in distribution to  $(L_{1m} L_{1m}^T \otimes I_n) \text{vec}(V_{21})$ , which, of course, is normal with mean 0 and covariance matrix as given in the theorem. Another way to arrive at the same result is to first observe that

$$\text{vec}\left(\hat{\Gamma}_m^{21} - \Gamma_{21}\right) = (I_r \otimes (0_{n \times r}, I_n)) \text{vec}\left(\begin{array}{c} \hat{\Gamma}_m^{11} - \Gamma_{11} - b \\ \hat{\Gamma}_m^{21} - \Gamma_{21} \end{array}\right)$$

and the asymptotic covariance of  $\sqrt{T} \text{vec}(\hat{\Gamma}_m^{21} - \Gamma_{21})$  must therefore equal  $\xi_{21} \Xi \xi_{21}^T$  where  $\xi_{21} = (I_r \otimes (0_{n \times r}, I_n)) \xi$ . We compute

$$\xi_{21} = (0_{r \times p}, L_{1m} L_{1m}^T) \otimes (0_{n \times r}, I_n, 0_{n \times r})$$

and thus  $\xi_{21}(\gamma_k \otimes \gamma_k) = (\gamma_k \otimes \gamma_k) \xi_{21}^T = 0$  for all  $k \neq 0$ . Furthermore, we find that  $\xi_{21} I_{(p+r, p+r)}(\gamma_0 \otimes \gamma_0) \xi_{21}^T = 0$  and

$$\xi_{21}(\gamma_0 \otimes \gamma_0) \xi_{21}^T = \xi_{21}(\Sigma_{\tilde{X}} \otimes \Sigma_{\tilde{X}}) \xi_{21}^T = L_{1m} L_{1m}^T \Sigma_X^{11} L_{1m} L_{1m}^T \otimes \Sigma_U^{22}$$

which then results in the same covariance as before.  $\square$

From  $L_{1r} L_{1r}^T = (\Sigma_X^{11})^{-1}$  it follows that  $C_{1r} = I_r$ . Comparing (22) with (13) we see that the variances of the top right and bottom left blocks are reduced. The bottom right block also converges in probability to 0. Comparison of the top left blocks is more involved. We could not find a straightforward answer to prefer one over the other. Interestingly enough, simulations suggest that the variance may even increase in certain parts when lowering the rank  $m$ .

When  $m = r$  the expression for  $\xi$  simplifies significantly. Indeed, as noted after Lemma A.3 in Appendix A, we find that  $\sum_{i=1}^r \xi_i = -(\Sigma_X^{11})^{-1} \otimes (\Sigma_X^{11})^{-1}$  and thus

$$\xi = (0_{r \times p} \quad (\Sigma_X^{11})^{-1}) \otimes (I_p \quad -\Sigma_{\Delta X X} (\Sigma_X^{11})^{-1}).$$

We then compute  $\xi(\gamma_k \otimes \gamma_k) \xi^T = \xi I_{(p+r, p+r)}(\gamma_k \otimes \gamma_k) \xi^T = 0$  for  $k \neq 0$ . For  $k = 0$  we have  $\gamma_0 = \Sigma_{\tilde{X}}$  and  $\xi I_{(p+r, p+r)}(\gamma_0 \otimes \gamma_0) \xi^T = 0$ . Thus,

$$\xi \Xi \xi^T = \xi(\Sigma_{\tilde{X}} \otimes \Sigma_{\tilde{X}}) \xi^T = (\Sigma_X^{11})^{-1} \otimes \Sigma_U$$

which is the covariance matrix of  $\text{vec}(V(\Sigma_X^{11})^{-1})$ , i.e., our result is in line with the one derived in Theorem 3.1.

## 4. ASYMPTOTICS IN THE ORIGINAL COORDINATES

Recall that  $X_t$  defined by (2) was a transformation of  $Y_t$  defined by (1) into coordinates where the stationary and random-walk parts of the process are separated. Our original parameter of interest was  $\Pi$ . We now discuss how to derive central limit theorems for a family of estimators of  $\Pi$  analogous to those discussed above. In particular, we define for  $1 \leq k \leq p$  the matrices  $\tilde{G}_k = Q^T G_k$  and the estimators  $\hat{\Pi}_k = S_{\Delta Y Y} \tilde{G}_k \tilde{G}_k^T$ . Note that  $\tilde{G}_k$  solves

$$\begin{aligned} S_{Y \Delta Y} (S_{\Delta Y \Delta Y})^{-1} S_{\Delta Y Y} \tilde{G}_k &= S_{Y Y} \tilde{G}_k R_{kk} \\ \tilde{G}_k^T S_{Y Y} \tilde{G}_k &= I_k \end{aligned}$$

and that the solutions to  $|S_{Y \Delta Y} (S_{\Delta Y \Delta Y})^{-1} S_{\Delta Y Y} - \hat{\lambda} S_{Y Y}| = 0$  are the same as those for the  $Q$ -transformed cross-covariances. In other words, the columns of  $\tilde{G}_p$  are the generalized eigenvectors for the generalized eigenvalue problem given by  $S_{Y \Delta Y} (S_{\Delta Y \Delta Y})^{-1} S_{\Delta Y Y}$  and  $S_{Y Y}$ . Furthermore, we have  $\hat{\Pi}_k = Q^{-1} \hat{\Gamma}_k Q$  and, by definition,  $\Pi = Q^{-1} \Gamma Q$ . Consequently, a central limit theorem for  $\hat{\Pi}_k$  is quite easily obtained from Theorems 3.1, 3.2, and 3.3 above.

**Theorem 4.1.** *Assume that  $1 \leq r = \text{rank}(\Pi) \leq p$ . Then, if  $r \leq k \leq p$ ,*

$$T^{\frac{1}{2}} \text{vec}(\hat{\Pi}_k - \Pi) \rightarrow \mathcal{N}(0, \beta(\Sigma_X^{11})^{-1} \beta^T \otimes \Sigma_Z).$$

*If we furthermore assume that  $\lambda_1 > \dots > \lambda_r > 0$  and that  $\kappa_{ijkl} = 0$  for all  $1 \leq i, j, k, l \leq p$ , then, for  $1 \leq k < r$ ,*

$$T^{\frac{1}{2}} \text{vec}(\hat{\Pi}_k - \Pi - \tilde{b}) \rightarrow \mathcal{N}(0, \tilde{\xi} \Xi \tilde{\xi}^T)$$

*where  $\tilde{\xi} = (Q^T \otimes Q^{-1})\xi$  and  $\tilde{b} = \alpha \Sigma_X^{11} L_{1m:r} L_{1m:r}^T \beta^T$  is the asymptotic bias.*

*Proof.* Assume that  $k \geq r$ . The first statement is then a direct consequence of (13), (16) and (22), and the fact that  $T^{\frac{1}{2}} \text{vec}(\hat{\Pi}_k - \Pi) = (Q^T \otimes Q^{-1}) T^{\frac{1}{2}} \text{vec}(\hat{\Gamma}_k - \Gamma)$ , recalling that the two right blocks are  $o_P(T^{-\frac{1}{2}})$ .

For the second part, assume that  $1 \leq k < r$ . Then,

$$\hat{\Pi}_k - \Pi = Q^{-1} (\hat{\Gamma} - \Gamma) Q \rightarrow_p \alpha (\beta^T \alpha)^{-1} b \beta^T = \tilde{b}.$$

Applying the same argument as above and referring to the proof of Theorem 3.2, we obtain the desired distribution.  $\square$

As mentioned in the proof, the  $T^{\frac{1}{2}}$  terms dominate when considering the limiting behaviour of  $\hat{\Pi}_k$  which is why, asymptotically, we lose nothing by overestimating the rank. However, for finite samples the case might be different. As suggested by our results in the previous sections, the variance in the random walk direction will increase if we unnecessarily inflate the rank. We refer to [1] for more information regarding the interpretation of the asymptotics of  $\Pi$ .

## 5. MULTIPLE LAGS

In this section we consider processes of higher order. Let  $d \geq 1$  and  $\{Y_t\}_{t=0}^{\infty} \subset \mathbb{R}^p$  be an  $\text{AR}(d)$ -process. Similar to (1), the dynamics of  $Y_t$  can be expressed in VECM form by

$$\Delta Y_t = \Pi Y_{t-1} + \sum_{i=1}^{d-1} \Psi_i \Delta Y_{t-i} + Z_t$$

where  $\{Z_t\}_{t=0}^\infty$  is a sequence of i.i.d. copies of  $Z_0$  with 0 mean and finite fourth moment. Define the processes  $X_{0t} = \Delta Y_t$ ,  $X_{1t} = Y_{t-1}$ , and  $X_{2t} = (\Delta Y_{t-1}, \dots, \Delta Y_{t-d})$  as well as the new parameter  $\Psi = (\Psi_1, \dots, \Psi_{d-1})$ . We can then rewrite the equation as

$$X_{0t} = \Pi X_{1t} + \Psi X_{2t}$$

Assumptions similar to Assumptions 2.1 and 2.2 are needed to ensure a cointegrated process. We assume that  $1 \leq r < p$ .

*Assumption 5.1.* The polynomial  $z \mapsto |(1-z)I_p - \Pi z - \sum_{i=1}^{d-1} \Psi_i (1-z)z^i|$  has  $n = p - r$  unit roots and all other roots are outside the unit circle.

As before, this assumption implies that the rank of  $\Pi$  is  $p - n = r$  so that we can write  $\Pi = \alpha\beta^T$  for  $\alpha, \beta \in \mathbb{R}^{p \times r}$  of full rank  $r$ .

*Assumption 5.2.* The matrix  $\alpha_\perp^T (I_p - \sum_{i=1}^{d-1} \psi_i) \beta_\perp$  is non-singular.

The parameters are usually estimated as follows [5]: First we find the residuals obtained from regressing  $X_{0t}$ ,  $X_{1t}$ , and  $Z_t$  on  $X_{2t}$  denoted by  $R_{0t}$ ,  $R_{1t}$ , and  $U_t$ , respectively. The reduced rank estimator,  $\hat{\Pi}_k$  of  $\Pi$ , is then obtained as above starting with the equation

$$R_{0t} = \Pi R_{1t} + U_t.$$

After finding  $\hat{\Pi}_k$  an estimator for  $\Psi$  is given by ordinary least squares, i.e.,  $\hat{\Psi}_{LS}$  is obtained by regressing  $X_{2t}$  on  $X_{0t} - \hat{\Pi}_k X_{1t}$ . The asymptotics in this case can be derived from the previous section. Indeed, as shown in [5], similar limiting results as those given in Lemma 2.1 exist for the empirical cross-covariances given by  $R_{0t}$  and  $R_{1t}$  and the limiting behaviour of  $\hat{\Psi}_{LS}$  is studied in the usual way.

## 6. RANK SELECTION

The above results suggest that the choice of cointegration rank is crucial. While choosing a rank that is too high still results in a consistent estimator, underestimating the rank will result in an asymptotically biased estimator. As we have briefly mentioned, the rank is usually found using a sequential testing approach. This is described in [5], but we shall briefly recall it here.

Specifically, we start with the hypothesis  $H(0)$  that the cointegration rank is 0, that is,  $\Pi$  vanishes so that the process is a random walk. This null-hypothesis is tested either against  $H(1)$  or  $H(p)$ , which are the hypotheses for cointegration rank 1 and  $p$ , respectively. The latter hypothesis corresponds to  $\Pi$  having full rank and thus, under the current assumptions, to a stationary process. If  $H(0)$  is rejected at, say, a 5% significance level, we move on to the next hypothesis  $H(1)$  and, again, test it either against  $H(2)$  or  $H(p)$ . This process is repeated until reaching an  $r$  for which  $H(r)$  cannot be rejected. Assuming that  $Z_0$  is Gaussian, we can directly compute the maximized likelihood function of each hypothesis and thus also a likelihood ratio test statistic. For testing  $H(r)$  against  $H(p)$  the likelihood ratio statistic,  $LR(H(r)|H(p))$ , is given by

$$-2 \log LR(H(r)|H(p)) = -T \sum_{i=r+1}^p \log(1 - \hat{\lambda}_i).$$

The likelihood ratio statistic for testing  $H(r)$  against  $H(r+1)$  is given by

$$-2 \log LR(H(r)|H(p)) = -T \log(1 - \hat{\lambda}_{r+1}).$$

The two test statistics, depending on whether we test against  $H(p)$  or  $H(r+1)$ , are usually called the trace and maximum eigenvalue test statistics, respectively. The asymptotics of either can be derived from our discussions above. Assuming that the true rank is  $r_0$ , both statistics tend to infinity in probability for  $r < r_0$ . The null is therefore rejected when the statistic is larger than a constant  $c_\alpha$  which is the  $1 - \alpha\%$ -quantile for the appropriate asymptotic distribution and a significance level  $\alpha \in (0, 1)$  usually taken to be 0.05.

In practice we therefore expect to underestimate the rank in cases where one or more of the population eigenvalues  $\lambda_1, \dots, \lambda_r$  are close to 0. Recall that the bias is determined only by the smallest  $r - m$  of these eigenvalues where  $m < r$  is the estimated rank and  $r$  the true rank. This presents an interesting trade-off. If there are many small  $\lambda_i$  we tend to underestimate the true rank resulting in an asymptotically biased estimator. However, the bias is generally small even for larger errors.

## 7. SIMULATION STUDY

In this section we perform two sets of simulation studies. First we compare the empirical large-sample distribution of our estimators with the asymptotic distributions derived in Section 3. This will not only confirm our results, but also give an idea of how the distributions in (13), (16), and (22) behave which is useful especially for the last case because of its complicated nature. The second set of simulation experiments studies the trade-off between bias and rank estimation.

**7.1. Comparison of Distributions.** For simplicity, we now consider the estimators of  $\Gamma$ . This allows to compare each block separately. The dimension is  $p = 4$ , the true rank is chosen to be  $r = 2$  and we consider the estimators  $\hat{\Gamma}_1$ ,  $\hat{\Gamma}_2$ , and  $\hat{\Gamma}_4$  corresponding to the three cases studied above. We let  $Z_t$  be i.i.d. normal with  $Z_t \sim \mathcal{N}(0, \Sigma_Z)$ . We generate  $\alpha, \beta \in \mathbb{R}^{4 \times 2}$  and  $\Sigma_Z \in \mathbb{R}^{4 \times 4}$  such that Assumptions 2.1, 2.2, and 3.1 are fulfilled. For explicit details on the simulation setup, see Appendix B.

In Fig. 1 we compare the empirical distributions and the asymptotic distributions of the three estimators. That is, we compare the distributions on the left-hand sides to the right-hand sides of (13), (16), and (22). For the estimators under underestimated rank, we also subtracted the bias, which is why it appears to be centered. Observe that the estimators for the true rank (red lines) are not visible in most plots because they overlap with the other lines. This agrees with the theory. For the two leftmost columns, the distribution of  $\hat{\Gamma}_2^{-1}$  coincides with the distribution of  $\hat{\Gamma}_4^{-1}$ . For the bottom-right block,  $\hat{\Gamma}_2^{22}$  and  $\hat{\Gamma}_1^{22}$  are both singular around 0 which is why the empirical distributions are highly concentrated compared to the empirical distribution of  $\hat{\Gamma}_4$ .

For all three estimators, the large-sample empirical distribution is very close to the asymptotic distribution which further confirms our theoretical findings. Furthermore, as we hypothesised, the variance of  $\hat{\Gamma}_1$  is decreased in all blocks except the top-left block. The decrease seems to be most visible in the bottom-left block. This is surprisingly not the case when we compare  $\hat{\Gamma}_1^{11}$  with  $\hat{\Gamma}_2^{11}$ . It looks like the former has a higher variance in some of the elements. In other simulations the results were also ambiguous making any quantitative judgements hard. It should be

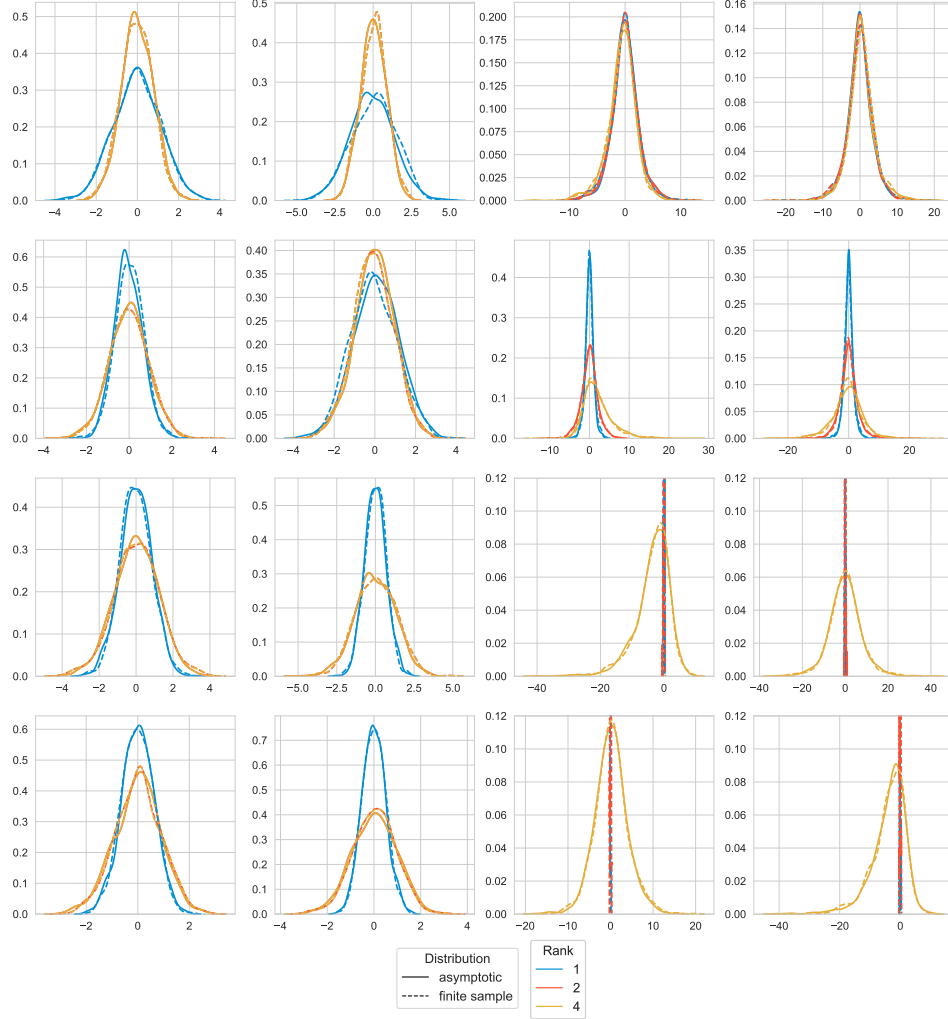


FIGURE 1. Asymptotic and empirical distributions of  $\hat{\Gamma}_k$  for different choices of  $k$ . The dimension is  $p = 4$ , the true rank is  $r = 2$  and the three estimators are  $\hat{\Gamma}_1$ ,  $\hat{\Gamma}_2$ , and  $\hat{\Gamma}_4$ . For each estimator, the dotted line is the empirical distribution for  $T = 5000$  and over 1000 simulations. The  $i, j$ 'th plot corresponds to the distribution of the  $i, j$ 'th element of  $\hat{\Gamma}$ . We centered  $\hat{\Gamma}_1$  by subtracting the bias given in (19) in Section 3. Note different scales in individual plots.

noted, however, that in Fig. 1 the distribution of each element of the estimated matrix is plotted separately, i.e., we do not consider the covariance structure between different elements of the matrix.

**7.2. Rank selection vs. Bias.** We now turn to the relation between the  $r$  non-zero eigenvalues in (17) and rank-selection. In this section, we consider a high-dimensional process  $Y_t \in \mathbb{R}^{40}$  generated by (1) under different parameter settings.



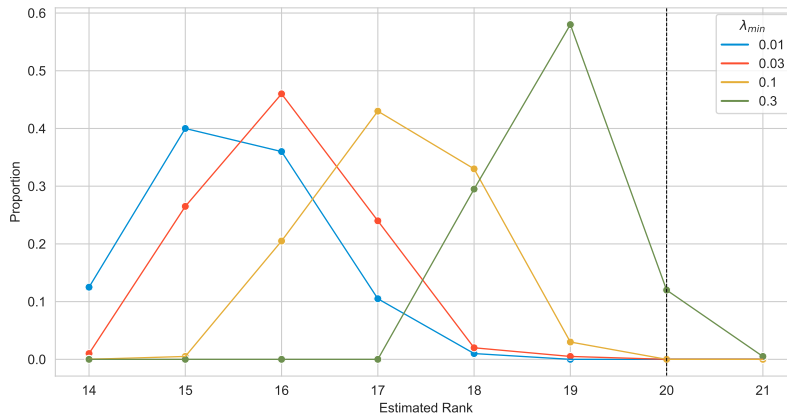


FIGURE 2. Distribution of the estimated rank under different parameter settings. The results are based on 200 simulations of  $(Y_0, \dots, Y_{200})$ . The vertical line at 20 illustrates the true rank of  $\Pi$ . The dimension is  $p = 40$ .

The parameters are chosen in such a way that  $\|\Pi\|_F$  remains fixed in all settings with cointegration rank  $r = 20$ . However, the sequence of eigenvalues changes. For each setting, we consider different values of  $\lambda_{min}$  and  $\lambda_{max}$  such that  $\lambda_{min} < \lambda_{max}$  correspond to the smallest and largest squared eigenvalue, respectively. In order to keep  $\|\Pi\|_F$  fixed, an increase in  $\lambda_{min}$  leads to a decrease in  $\lambda_{max}$  so that it suffices to only specify the value of  $\lambda_{min}$ . Smaller values of  $\lambda_{min}$  represent cases in which there are many small eigenvalues so that we would expect the cointegration test to be more prone to underestimate the true rank. For an exact description of the parameters we refer to Appendix B.

Since the asymptotic distributions of the test statistics described above are non-standard and non-applicable in dimensions that much exceed  $p = 12$  we will instead use a bootstrap approach as described in [2] to estimate the rank. In all simulations we used  $B = 299$  bootstrap samples for each test.

In Fig. 2 we estimate the probability of choosing a given rank for different values of  $\lambda_{min}$ . For each choice, we simulate 200 samples of  $Y_t$  of length  $T = 200$  and estimate the rank using the sequential testing approach described above. We used the trace statistic and bootstrap to determine the asymptotic distribution under each hypothesis. In line with our expectations, the rank tends to be underestimated for smaller values of  $\lambda_{min}$ . It appears that an increase in  $\lambda_{min}$  causes a shift towards the true rank in the distribution of estimated ranks.

When studying the asymptotic bias in the different cases, we see an adverse effect. For smaller values of  $\lambda_{min}$ , the bias tends to be very small as long as we only underestimate the true rank by a little. This is illustrated in Fig. 3. Choosing  $k = 14$  in the case where  $\lambda_{min} = 0.01$  leads to approximately the same asymptotic bias as choosing  $k = 18$  in the case where  $\lambda_{min} = 0.3$  even though in the former case we are quite far off from the true rank.

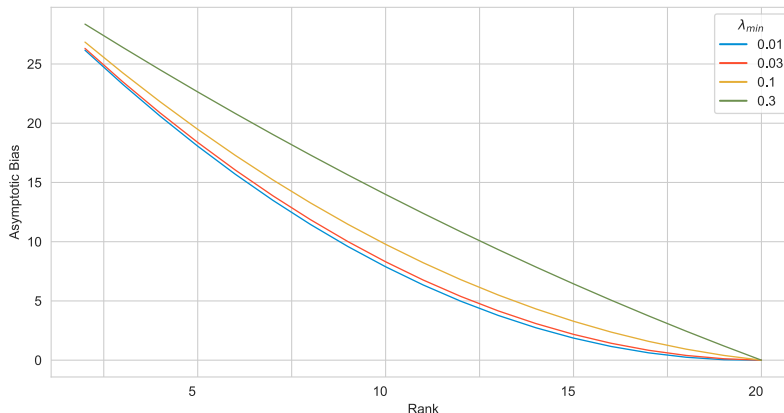


FIGURE 3. Asymptotic bias of  $\hat{\Pi}_k$  for different values of  $k \in \{2, \dots, 20\}$  and choices of  $\lambda_{min} \in \{0.01, 0.03, 0.1, 0.3\}$ . We plot here the Frobenius norm of the bias  $b$  defined in (19).

## 8. CONCLUSION

We have characterised the asymptotic distribution of all reduced rank estimators of the  $\Pi$ -matrix in a VECM as given by (1) assuming the cointegration rank,  $r$ , and the dimension,  $p$ , is held fixed and the sample size  $T \rightarrow \infty$ . Previously, only the asymptotic distribution of the reduced rank estimator with true rank has been studied. We showed that similar results hold if the rank is respectively overestimated or underestimated. In the first case, the estimator is still consistent albeit at the cost of an increased variance. In particular, the bottom-right block of (16) no longer converges in probability to zero. This is to be expected since we are effectively including more parameters than necessary. In the second case, the estimator is asymptotically biased and the size of the bias is determined by how much the rank is underestimated.

The simulation studies confirmed the theoretical findings. We compared three different estimators of  $\Pi$  corresponding to the three cases described in Section 3. Interestingly, underestimating the rank does not lead to an unambiguous decrease in variance. One therefore has to be careful when using a rank lower than the true rank. This is all the more relevant since the rank is often estimated using the sequential testing approach described in Section 6. As shown in Fig. 2 the rank is often underestimated and especially so in higher-dimensional systems. However, this method is more prone to underestimate the true rank when many of the population eigenvalues in 17 are small. As illustrated by Fig. 3, in such cases the asymptotic bias is also smaller.

It is important to note that in practice, under the current asymptotic regime, the estimated rank will converge in probability to the true rank for  $T \rightarrow \infty$ . The asymptotic results stated in this paper all assume that the rank of the estimator is fixed a priori and that it might be fixed at a rank different from the true rank. In practice, one would therefore more or less end up in the case of Thm. 3.1 eventually. For finite samples, however, our results might still be relevant. Furthermore, in asymptotic regimes where the dimension and the cointegration rank is allowed to

increase along with the sample size, consistent estimation of the rank is harder. Hence, characterising the asymptotics of the reduced rank estimator in this case is of relevance.

#### APPENDIX A. AUXILIARY RESULTS

We state here some results from perturbation theory of linear operators. These will be relevant especially for proving convergence of eigenvectors and eigenvalues. For more information, see [7]. Let  $M, N \in \mathbb{R}^{p \times p}$  and denote by  $\|\cdot\|_F$  the Frobenius-norm. Define  $\rho(M, N) \in \mathbb{C}^p$  to be the ordered  $p$ -tuple that contains the solutions to  $M - \rho N = 0$  counted with multiplicity.

**Lemma A.1.** *Assume that  $N$  is non-singular. Then the map  $(M, N) \mapsto \rho(M, N)$  is continuous in the sense that for a sequence  $M_n, N_n \in \mathbb{R}^{p \times p}$  with  $\|M - M_n\|_F + \|N - N_n\|_F \rightarrow 0$  it holds that*

$$\|\rho(M, N) - \rho(M_n, N_n)\| \rightarrow 0.$$

*Proof.* This is Theorem 5.14 in [7] after observing that for  $\rho \in \rho(M, N)$

$$|N^{-1}M - I\rho| = 0$$

□

If  $M$  and  $N$  are real symmetric, then  $\rho(M, N) \in \mathbb{R}^p$ . Writing  $\rho(M, N)_i = \rho_i$  there then exist real-valued vectors  $v_1, \dots, v_p$  satisfying  $Mv_i = \rho_i Nv_i$  and  $v_i^T Nv_i = \delta_{ij}$  for  $i, j = 1, \dots, p$ . We call  $v_i$  the generalized eigenvector corresponding to  $\rho_i$ . The generalized eigenvectors are not unique, but we can define  $P_i(M, N) := \sum_{j: \rho_i = \rho_j} v_i v_i^T$  for  $i = 1, \dots, p$  which is then uniquely determined by  $M, N$ . Note that for  $\rho_i = \rho_j$  we will also have  $P_i = P_j$ . If we denote by  $S$  the space of real symmetric  $p \times p$  matrices, we are led to define the maps from  $S \times S$  to  $\mathbb{R}^{p \times p}$  given by  $P_i$  for  $i = 1, \dots, p$ . The following two lemmas concern the smoothness of these maps.

**Lemma A.2.** *Let  $S_+$  denote the space of real positive definite  $p \times p$  matrices.  $P_i$  is continuous at points  $(M, N) \in S \times S_+$ . This means that if  $(M_n, N_n) \in \mathbb{R}^{p \times p} \times \mathbb{R}^{p \times p}$  with  $\|M_n - M\|_F + \|N_n - N\|_F \rightarrow 0$  for  $n \rightarrow \infty$ , then*

$$\|P_i(M_n, N_n) - P_i(M, N)\|_F \rightarrow 0.$$

*Proof.* We may assume for  $n$  large enough that  $N_n$  is positive definite since it converges towards a positive definite matrix. Define  $S = N^{-\frac{1}{2}} M N^{-\frac{1}{2}}$  and  $S_n = N_n^{-\frac{1}{2}} M_n N_n^{-\frac{1}{2}}$ . Clearly the eigenvalues of  $S$  are  $\rho_1, \dots, \rho_p$  with the corresponding orthonormal eigenvectors given by  $\tilde{v}_i = N^{\frac{1}{2}} v_i$  for  $i = 1, \dots, p$  and similarly for  $S_n$ . The result then follows from Theorem 2.23 and 3.16 in [7]. □

**Lemma A.3.** *Assume  $(M, N) \in S \times S_+$  with simple eigenvalues, i.e.,  $\rho_1 > \dots > \rho_p$ . Then  $P_i$  and  $\rho_i$  are continuously differentiable at  $(M, N)$ . Furthermore, the differential of  $P_i$  is given by*

$$dP_i = -P_i(dN)P_i - (M - \rho_i N)^+(dM - \rho_i dN)P_i - P_i(dM - \rho_i dN)(M - \rho_i N)^+$$

where  $(M - \rho_i N)^+ = \sum_{j: \rho_j \neq \rho_i} (\rho_j - \rho_i)^{-1} P_j$ .

*Proof.* The first statement follows directly by Theorem 8.9 in [9] after transforming the problem as above. To find the expression for the differential, we start with the defining equations

$$MP_i = \rho_i NP_i, \quad P_i NP_i = P_i.$$

The first equation yields  $(M - \rho_i N)dP_i = -(dM - \rho_i dN)P_i + (d\rho_i)NP_i$ . Note that  $P_j NP_i = \delta_{ij}P_i$  and that  $M - \rho_i N = (\sum_{j=1}^p (\rho_j - \rho_i)NP_j)N$ . Multiplying the above differential equation by  $(M - \rho_i N)^+$  on each side therefore yields

$$(23) \quad (I_p - P_i N)dP_i = -(M - \rho_i N)^+(dM - \rho_i dN)P_i,$$

$$(24) \quad (dP_i)(I_p - NP_i) = -P_i(dM - \rho_i dN)(M - \rho_i N)^+.$$

Now after introducing differentials into the equation  $P_i NP_i = P_i$  we arrive at  $(I_p - P_i N)dP_i + (dP_i)(I_p - NP_i) = dP_i + P_i(dN)P_i$ . Plugging this into (23) + (24) gives us exactly the equation stated in the Lemma.  $\square$

It is not too hard to show that

$$\sum_{i=1}^p (M - \rho_i N)^+(dM - \rho_i dN)P_i = -\sum_{i=1}^p P_i(dM - \rho_i dN)(M - \rho_i N)^+$$

and from the previous Lemma we then obtain for  $P = \sum_{i=1}^p P_i$  that

$$dP = -\sum_{i=1}^p P_i(dN)P_i.$$

But we also have that  $P = N^{-1}$  from which it follows that  $dP = -P(dN)P$  and thus  $-\sum_{i=1}^p P_i(dN)P_i = -P(dN)P$  and so the differential of  $P$  simplifies significantly.

## APPENDIX B. SIMULATION STUDY

Here we describe in detail the simulation experiments from Section 7. The simulations were run in Python 3.9.1 and the code can be found on GitHub.<sup>1</sup>

**B.1. Comparison of Distributions.** We generated 1000 i.i.d. samples of length  $T = 5000$  of the process  $Y_t \in \mathbb{R}^4$  given by (1). For each sample, the errors are i.i.d.  $Z_t \sim \mathcal{N}(0, \Sigma_Z)$  where  $\Sigma_Z$  is a random positive definite matrix that is given by

$$I_4 + \frac{1}{2}UU^T$$

with  $U_{ij}$  i.i.d. uniformly over  $[0, 1]$  for  $i, j = 1, \dots, 4$ . The matrix  $\Pi \in \mathbb{R}^{4 \times 4}$  is of rank 2 and can be decomposed as  $\Pi = \alpha\beta^T$  where

$$\alpha = \begin{pmatrix} -0.7 & 0 \\ 0 & -0.7 \\ 0 & 0 \\ 0 & 0 \end{pmatrix}, \quad \beta = \begin{pmatrix} 1 & 0 \\ -1 & 1 \\ 0 & -1 \\ 0 & 0 \end{pmatrix}.$$

This ensures that Assumptions 2.1, 2.2, and 3.1 are fulfilled with probability 1 so that the process is  $I(1)$  and cointegrated. The cointegration rank is equal to the rank of  $\Pi$  and the cointegration relations are given by the columns of  $\beta$ . Each sample is  $Q$ -transformed to get  $X_t$  as in (2) and we computed the estimators  $\hat{\Gamma}_1$ ,  $\hat{\Gamma}_2$  and  $\hat{\Gamma}_4$  to obtain the empirical large-sample distribution in the three different cases.

<sup>1</sup>[https://github.com/cholberg/coint\\_CLT](https://github.com/cholberg/coint_CLT)

The asymptotic densities were obtained by generating 1000 samples from (13), (16), and (22) with the parameters as given above.

**B.2. Rank selection vs. Bias.** We describe how a sample was generated for a given choice of  $\lambda_{min} \in \{0.01, 0.03, 0.1, 0.3\}$ . For each sample the errors are i.i.d.  $Z_t \sim \mathcal{N}(0, I_{40})$ . We fix

$$\beta = \begin{pmatrix} I_{20} \\ 0_{20 \times 20} \end{pmatrix}$$

and let  $\lambda_{max} = 0.81 - \lambda_{min}$ . This choice may seem arbitrary, but it basically ensures that the process is non-explosive and that the norm of  $\Pi$  does not depend on  $\lambda_{min}$  as argued below. Now define

$$\lambda_k = \lambda_{min} + \frac{(\lambda_{max} - \lambda_{min})(k-1)}{19}, \quad \text{for } k = 1, \dots, 20.$$

Setting  $D = \text{diag}(\sqrt{\lambda_1}, \dots, \sqrt{\lambda_{20}})$  and letting

$$\alpha = \begin{pmatrix} -2D \\ 0_{20 \times 20} \end{pmatrix}$$

then ensures that Assumptions 2.1, 2.2, and 3.1 are fulfilled with cointegration rank 20 and the non-zero eigenvalues defined in (17) being exactly  $\sqrt{\lambda_1}, \dots, \sqrt{\lambda_{20}}$ . Here, of course,  $\Pi = \alpha\beta^T$  and  $\Sigma_Z = I_{40}$ . Observe that the process  $Y_t$  is already split up into its stationary and random walk part. By construction we also have that

$$\|\Pi\|_F^2 = \sum_{i=k}^{20} \lambda_k = 20\lambda_{min} + \frac{\lambda_{max} - \lambda_{min}}{19} \sum_{k=1}^{20} (k-1) = 10(\lambda_{min} + \lambda_{max}) = 8.1$$

so that  $\|\Pi\|_F$  does not depend on our choice of  $\lambda_{min}$ .

## REFERENCES

- [1] Theodore W Anderson. “Reduced rank regression in cointegrated models”. In: *Journal of Econometrics* 106.2 (2002), pp. 203–216.
- [2] Giuseppe Cavaliere, Anders Rahbek, and AM Taylor. “Bootstrap sequential determination of the co-integration rank in VAR models”. In: *CREATES Research Paper 2010-7* (2010).
- [3] RF Engle and CWJ Granger. “Cointegration and error correction - representation, estimation, and testing”. In: *Econometrica* 55.2 (Mar. 1987), pp. 251–276. ISSN: 0012-9682. DOI: [10.2307/1913236](https://doi.org/10.2307/1913236).
- [4] Alan Julian Izenman. “Reduced-rank regression for the multivariate linear model”. In: *Journal of multivariate analysis* 5.2 (1975), pp. 248–264.
- [5] Søren Johansen et al. *Likelihood-based inference in cointegrated vector autoregressive models*. Oxford University Press on Demand, 1995.
- [6] Søren Johansen. “Statistical analysis of cointegration vectors”. In: *Journal of economic dynamics and control* 12.2-3 (1988), pp. 231–254.
- [7] Tosio Kato. *Perturbation theory for linear operators*. Vol. 132. Springer Science & Business Media, 2013.
- [8] Helmut Lütkepohl. *New introduction to multiple time series analysis*. Springer Science & Business Media, 2005.
- [9] Jan R Magnus and Heinz Neudecker. *Matrix differential calculus with applications in statistics and econometrics*. John Wiley & Sons, 2019.

- [10] Jan R Magnus and Heinz Neudecker. “The commutation matrix: some properties and applications”. In: *The Annals of Statistics* 7.2 (1979), pp. 381–394.
- [11] H Neudecker. “The Kronecker matrix product and some of its applications in econometrics”. In: *Statistica Neerlandica* 22.1 (1968), pp. 69–82.
- [12] Roch Roy. “Asymptotic covariance structure of serial correlations in multivariate time series”. In: *Biometrika* 76.4 (1989), pp. 824–827.
- [13] Jacob Stærk-Østergaard, Anders Rahbek, and Susanne Ditlevsen. “High-dimensional cointegration and Kuramoto systems”. In: *Submitted* (2022), pp. 1–20.
- [14] Yi Yu, Tengyao Wang, and Richard J Samworth. “A useful variant of the Davis–Kahan theorem for statisticians”. In: *Biometrika* 102.2 (2015), pp. 315–323.