

RIBBONLENGTH OF TWISTED TORUS KNOTS

HYOUNGJUN KIM, SUNGJONG NO, AND HYUNGKEE YOO

ABSTRACT. The ribbonlength $\text{Rib}(K)$ of a knot K is the infimum of the ratio of the length of any flat knotted ribbon with core K to its width. A twisted torus knot $T_{p,q;r,s}$ is obtained from the torus knot $T_{p,q}$ by twisting r adjacent strands s full twists. In this paper, we show that the ribbonlength of $T_{p,q;r,s}$ is less than or equal to $2(\max\{p, q, r\} + |s|r)$ where p and q are positive. Furthermore, if $r \leq p - q$, then the ribbonlength of $T_{p,q;r,s}$ is less than or equal to $2(p + (|s| - 1)r)$.

1. INTRODUCTION

Knot theory began with the work of physicist Tait on the knotted vortex in the ether, which is supposed to be a medium for electromagnetic waves. Since then, numerous mathematicians have investigated the geometric and topological properties of knots, leading to the development of knot theory and manifold theory. After that, the physical properties of the knot were discussed again, and a study was conducted on the ropelength as it relates to the energy of the knot [1, 2, 6, 15–17]. The *ropelength* is the infimum ratio of the length of given knot to its thickness. Kauffman [7] suggests the ribbonlength which is the two-dimensional version of ropelength.

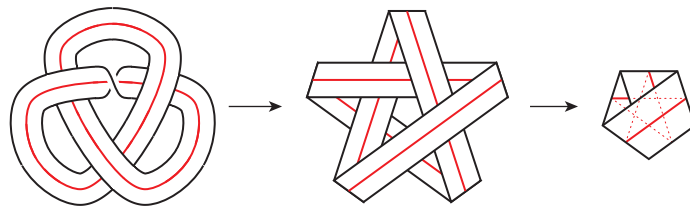


FIGURE 1. A knotted ribbon

The following definitions were introduced in [4, 5].

2020 *Mathematics Subject Classification.* 57K10, 57R65.

Key words and phrases. ribbonlength, folded ribbon knot, twisted torus knot.

The first author(Hyoungjun Kim) was supported by the National Research Foundation of Korea (NRF) grant funded by the Korea government Ministry of Science and ICT(NRF-2021R1C1C1012299).

The second author(Sungjong No) was supported by the National Research Foundation of Korea(NRF) grant funded by the Korea government Ministry of Science and ICT(NRF-2020R1G1A1A01101724).

Definition 1. Given an oriented polygonal knot (or link) diagram K , we say the folded ribbon knot K_w of width w is allowed provided

- (1) The ribbon has no singularities (is immersed), except at the fold lines which are assumed to be disjoint.
- (2) K_w has consistent crossing information, and moreover this agrees
 - (a) with the folding information at each fold, and
 - (b) with the crossing information of the knot diagram K .

Definition 2. Take a knot (or link) K and a positive real number w . Then

$$\text{Rib}(K) = \inf_{K' \in [K]_w} \frac{\text{Len}(K'_w)}{w}$$

is called a ribbonlength of K where $[K]_w$ is the set of knots (or links) that are equivalent to K and have a folded ribbon knot K'_w .

In [7], Kauffman showed that each upper bound of a ribbonlength of the truncated trefoil knot and the truncated figure eight knot are $\frac{4}{\sqrt{5-2\sqrt{5}}}$ and $\frac{32}{\sqrt{15}}$ respectively. He used the pentagonal and the hexagonal folded ribbon knots. For torus knots, several researchers have given upper bounds of ribbonlength [4, 8]

In this paper, we deal with the ribbonlength of a specific type of knot called a twisted torus knot. A *twisted torus knot* $T_{p,q;r,s}$ is obtained from the torus knot $T_{p,q}$ by twisting r adjacent strands s full twists. Since the ribbonlength of any knot is the same value of its mirror image, it is sufficient to consider the case that p and q are positive.

Theorem 3. For any positive integers p, q, r with $r < p+q$ and nonzero integer s ,

$$\text{Rib}(T_{p,q;r,s}) \leq 2(\max\{p, q, r\} + |s|r).$$

Especially, when r is less than or equal to $p - q$, we obtain sharper upper bounds.

Theorem 4. For any positive integers p, q, r with $r \leq p - q$ and nonzero integer s ,

$$\text{Rib}(T_{p,q;r,s}) \leq 2(p + (|s| - 1)r).$$

If r is equal to 1, then $T_{p,q;r,s}$ has the same knot type with $T_{p,q}$ regardless of the value of s . This implies that when we take the value of s as 1 in Theorem 4, we have the result that $\text{Rib}(T_{p,q}) \leq 2p$. It is also found by Denne et al [4].

In Section 2, we introduce a twisted torus knot and its related results. Moreover, we give some notations and the folding rules which is needed to construct the folded ribbon knot. In Section 3, we prove Theorem 3 and 4.

2. PRELIMINARY

In this section we introduce some basic concepts for our work.

2.1. Twisted torus knots.

In [3], Dean introduced the twisted torus knots for a study of Seifert-fibered surgery on knots. For any relatively prime integers p and q , we can regard a torus knot $T_{p,q}$ to a simple closed curve on the genus one Heegaard surface of S^3 with slope $\frac{p}{q}$. For an integer r between 2 and $p + q$, take an unknotted circle C in the exterior of $T_{p,q}$ wrapping around r adjacent strands of $T_{p,q}$. For any non-zero integer s , S^3 is obtained again by performing $-\frac{1}{s}$ surgery on C in S^3 . However the surgery transforms $T_{p,q}$ into a new knot on the genus two Heegaard surface of S^3 as drawn in Figure 2. This knot is called a twisted torus knot, and is denoted by $T_{p,q;r,s}$.

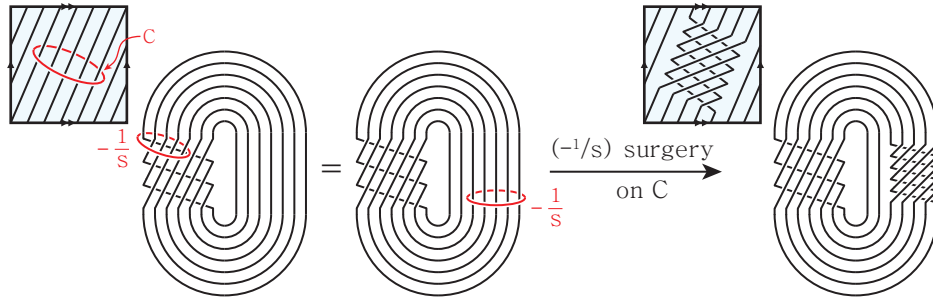


FIGURE 2. A twisted torus knot

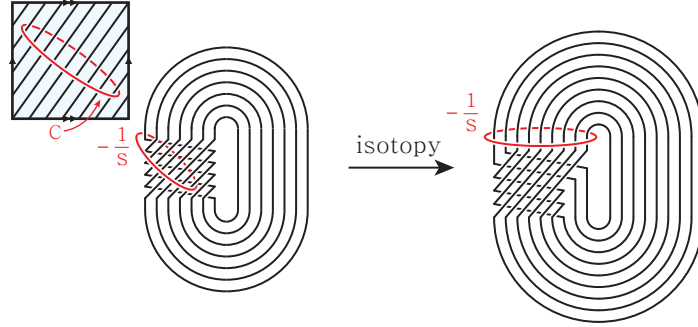
We remark that when r is equal to 1, $T_{p,q;r,s}$ has the same knot type as $T_{p,q}$ regardless of the value of s . So r is considered to be greater than or equal to 2 in the former studies for twisted torus knots. For a knotted ribbon, when r is equal to 1, s affects the framing of the knot, which affects the twist of the ribbon. Thus we include the case that r is equal to 1.

Note that $T_{p,q;r,s}$ is a mirror image of $T_{p,-q;r,-s}$. Since any knot has the same ribbonlength with its mirror image, we only consider the case that p and q are positive. In [13], Lee showed that $T_{p,q;r,s}$ has the same knot type as $T_{q,p;r,s}$. Thus we assume that $2 \leq q < p$. Note that if r is equal to p or multiple of q , then $T_{p,q;r,s}$ is one of a cable knot, a torus knot, or a trivial knot. In addition, Lee [9–14] discovered the conditions for $T_{p,q;r,s}$ to be either a satellite knot, a torus knot, or a trivial knot.

If r is less than or equal to p , $T_{p,q;r,s}$ is s full twist of r adjacent strands of $T_{p,q}$. When r is greater than p , we need the transformation shown in [12]. Take the $r - p$ adjacent extra strands. After kinking it, we obtain the braid with r strands as drawn in Figure 3. Then $T_{p,q;r,s}$ is obtained by $-\frac{1}{s}$ surgery on C .

2.2. Weighted bands and folding rules.

As shown in Figures 2 and 3, a twisted torus knot can be considered as the union of parallel strands. So we define weighted strands and boxes as following. A *weighted n strand* is a bunch of n parallel strands

FIGURE 3. A twisted torus knot $T_{p,q;r,s}$ when $r > p$

as drawn in Figure 4 (a). A single positive kinked weighted strand with n is n parallel strands with one full twist as drawn in Figure 4 (b). Note that a single negative kinked weighted strand means -1 full twist. When a weighted strand with n has s full twists, we represent this by attaching a *box with s* to the weighted strand as drawn in Figure 4 (c).

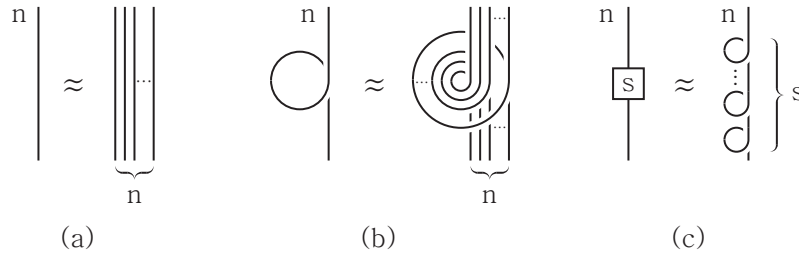


FIGURE 4. Weighted strands and a box on a weighted strand

Similar with the strands, we also use the weighted band. A *weighted band* with n is a bunch which consists of n parallel bands as drawn in Figure 5 (a). Folding a weighted band with n corresponds to folding n parallel bands at the same time as drawn in Figure 5 (b).

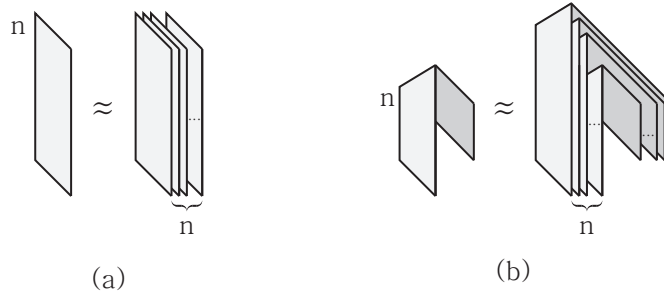


FIGURE 5. Weighted bands

Now we give some folding types to construct a folded ribbon knot. Folding types 1, 2 and 3 are represented in Figure 6. We usually use the

folding type 1 for a non-twisted band. However, if there are two non-twisted bands which are not parallel, then the overlapping part occurs when both of them use the folding type 1. Therefore, in this case, we use the folding type 1 for one band, and the folding type 2 for the other. Since the folding type 3 in the figure has one full twist, we use this folding type for a positively twisted band. For a negatively twisted band, we fold the opposite direction for each folding. The length of each of three folding types is equal to $2w$ where w is the width of the ribbon.

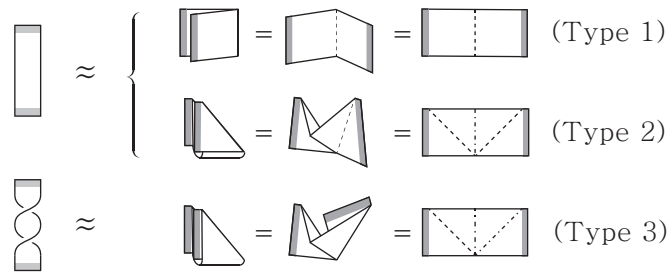


FIGURE 6. Folding types 1, 2 and 3

Figure 7 shows the folding type 4 for a positive s . This type is used for a box with s on a weighted band with width w . We remark that if we take the opposite direction of each folding in the process of the folding type 4 with s , then it is equal to the folding type 4 with $-s$. So it is sufficient to consider the case that s is positive. Note that except the rolled part, it is the same with the folding type 3. Thus the rolled part is corresponding to $s - 1$ full twists. Since rolling a band once corresponds to one full twist, the ribbonlength of the folding type 4 for a box with s on the weighted band is equal to $2ws$ where w is the width of the ribbon.

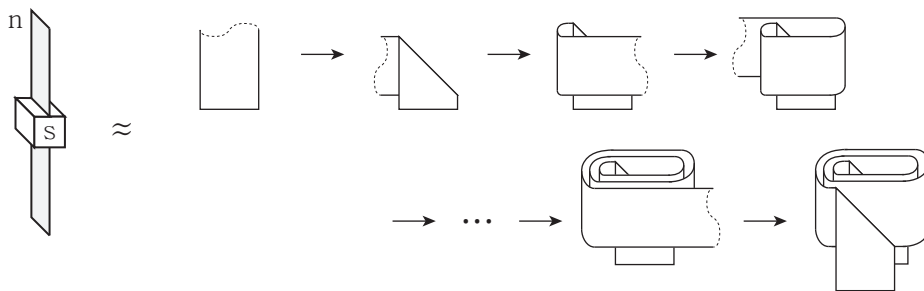


FIGURE 7. A box on the weighted band and the folding type 4

In the next section, we build a folded ribbon knot by combining bands with the four folding types.

3. PROOF OF THEOREMS

In this section, we prove Theorem 3 and Theorem 4 using the observations in Section 2. As we mentioned in the previous section, assume that $2 \leq q < p$. The braid word of $T_{p,q}$ is the form $(\sigma_1\sigma_2\dots\sigma_{p-1})^q$. By the braid relations,

$$(\sigma_1\sigma_2\dots\sigma_{p-1})^q = (\sigma_1\sigma_2\dots\sigma_{q-1})^q(\sigma_q\sigma_{q+1}\dots\sigma_{p-1})(\sigma_{q-1}\sigma_q\dots\sigma_{p-2})\dots(\sigma_1\sigma_2\dots\sigma_{p-q}).$$

Thus first q strings are fully twisted, and the other $p - q$ strings are untwisted. Using this fact, we divide the braid of $T_{p,q;r,s}$ to bunches of fully twisted parallel strands.

Proof of Theorem 3. First assume that $p < r < p + q$. Then the braid of $T_{p,q;r,s}$ is represented as Figure 8 (a). This braid is divided into the upper and lower braid such that the upper braid B_U consists of r strands with s full twists, and the lower braid B_L is the remaining part of the braid. Note that B_L is divided into three bunches, each bunch consists of parallel strands as drawn in Figure 8 (b). So the braid of $T_{p,q;r,s}$ is represented by weighted strands as drawn in Figure 8 (c). The closure of this braid is obtained by identifying the top horizontal line of B_U and the bottom horizontal line of B_L as drawn in Figure 8 (d).

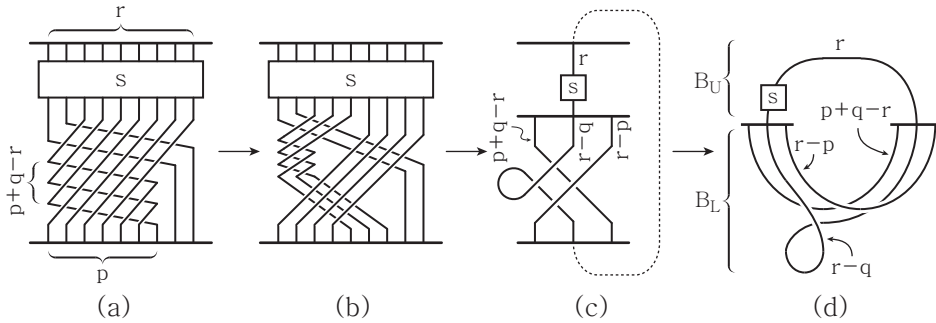


FIGURE 8. Weighted strands when $p < r < p + q$

To obtain the folded ribbon knot of $T_{p,q;r,s}$ with width w , we replace its all strands into bands. So the weighted strands which consists of parallel strands are replaced into weighted bands which consists of parallel bands as drawn in Figure 9 (a). Now replace each weighted band into a ribbon which is folded in a suitable way as drawn in Figure 9 (b). In the braid, the weighted bands with $r - p$, $p + q - r$, $r - q$ and r are folded into the folding type 1, 2, 3 and 4, respectively as drawn in Figure 9 (c). Two weighted bands with $p + q - r$ and $r - q$ are folded into the folding type 2 and 3, respectively, and they are put as drawn in Figure 9 (b). After replacing, we shrink the bands between B_U and B_L .

Now we calculate the total length of this ribbon. Note that each band with the folding type 1, 2 and 3 needs length $2w$, and a band with type

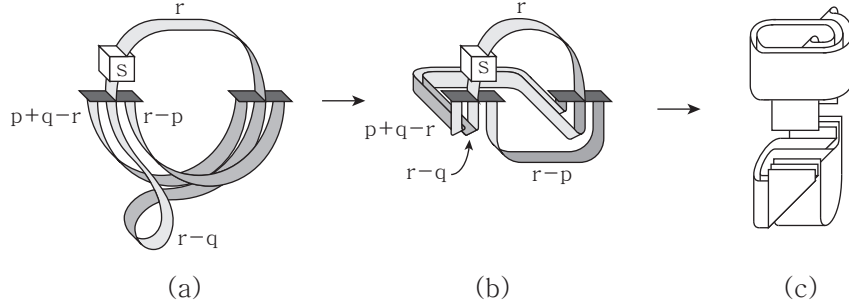


FIGURE 9. Weighted bands and a folded ribbon knot when $p < r < p + q$

4 needs length $2w|s|$. Since each portion of the ribbon in B_L has the folding types 1, 2 or 3, the sum of length of them is equal to $2wr$. Since each portion of the ribbon in B_U has the folding types 4, the sum of length of them is equal to $2w|s|r$. Therefore, the total length of this ribbon is equal to $2w(r + |s|r)$ where w is the width of the ribbon.

Next we assume that $r \leq p$. Then the braid of $T_{p,q;r,s}$ is represented as Figure 10 (a). Similar with the previous case, this braid is divided into the upper and lower braid B_U and B_L , and each of them is divided into two bunches. So the braid of $T_{p,q;r,s}$ is represented by weighted strands as drawn in Figure 10 (b). The closure of this braid is represented in Figure 10 (c). In the braid, the weighted bands with $p - q$, q and r are folded into the folding type 1, 3 and 4, respectively, and the remaining $p - r$ bands are directly connected as drawn in Figure 10 (d). After that, we shrink the bands between B_U and B_L .

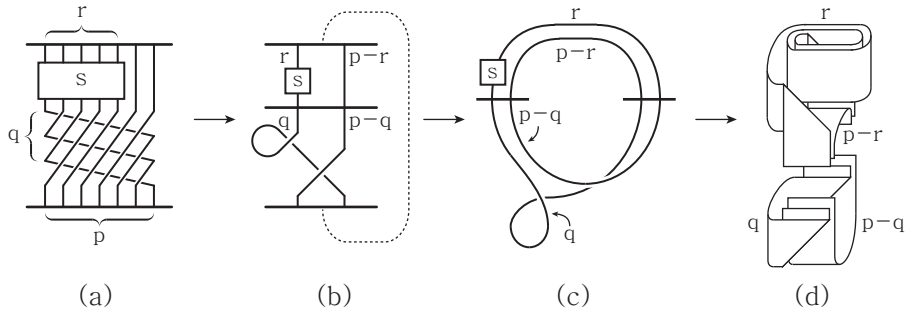


FIGURE 10. Weighted strands and a folded ribbon knot when $r \leq p$

Now we calculate the total length of this ribbon. Since each portion of the ribbon in B_L has the folding types 1 or 3, the sum of length of them is equal to $2wp$. In B_U , r portions have the folding type 4 and the others are directly connected. Thus the sum of length of them is equal to $2w|s|r$. Therefore, the total length of this ribbon is equal to $2w(p + |s|r)$ where w is the width of the ribbon. \square

If r is less than or equal to $p - q$, then we can reduce more length by modifying the braid of $T_{p,q;r,s}$. Using this fact, we prove Theorem 4.

Proof of Theorem 4. We assume that $r \leq p - q$. Then the braid of $T_{p,q;r,s}$ is represented as Figure 11 (a). As in the figure, move the s -full twists along the closure of the braid to the top of the braid through the torus knot $T_{p,q}$. In this way, it is shifted to the right by q strands while passing the braid of the torus knot $T_{p,q}$. We can take three weighted strands as drawn in Figure 11 (b). The closure of this braid is represented in Figure 11 (c).

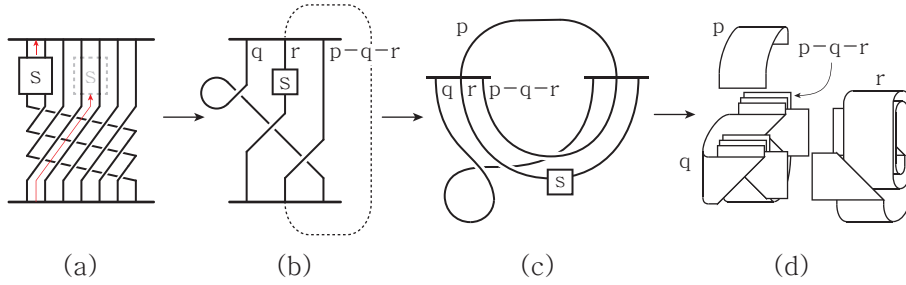


FIGURE 11. Weighted strands and a folded ribbon knot when $r \leq p - q$

First, the weighted bands with r is folded into a combined form of the folding type 3 and 4. In this process, since the folding type 3 makes one full-twist, we make the part of the folding type 4 have $s - 1$ full twists when s is positive. If s is negative, we use the mirror image. Next, the weighted bands with $p - q - r$ and q are folded into the folding type 1 and 3, respectively, and the remaining p bands are directly connected as drawn in Figure 11 (d). After that, we shrink the extra bands.

Now we calculate the total length of this ribbon. Note that the portion of the ribbon for the weighted band with r is folded into a combined form of the folding type 3 and 4, and this portion needs length $2w|s|r$. So the sum of length of them is equal to $2w|s|r$. Except for the portion that is directly connected, the remaining $p - r$ portions have the folding type 1 or 3. Thus the sum of length of them is equal to $2w(p - r)$. Therefore, the total length of this ribbon is equal to $2w(p + (|s| - 1)r)$ where w is the width of the ribbon. \square

REFERENCES

- [1] G. Buck and J. Simon. Energy and length of knots. *Lectures at KNOTS*, 96:219–234, 1997.
- [2] G. Buck and J. Simon. Thickness and crossing number of knots. *Topology and its Applications*, 91(3):245–257, 1999.
- [3] J. C. Dean. Small seifert-fibered dehn surgery on hyperbolic knots. *Algebraic & Geometric Topology*, 3(1):435–472, 2003.
- [4] E. Denne, J. C. Haden, T. Larsen, and E. Meehan. Ribbonlength of families of folded ribbon knots. *arXiv preprint arXiv:2010.04188*, 2020.

- [5] E. Denne, M. Kamp, R. Terry, and X. C. Zhu. Ribbonlength of folded ribbon unknots in the plane. *Knots, Links, Spatial Graphs, and Algebraic Invariants*, 689:37, 2015.
- [6] M. H. Freedman, Z.-X. He, and Z. Wang. Mobius energy of knots and unknots. *Annals of mathematics*, 139(1):1–50, 1994.
- [7] L. H. Kauffman. Minimal flat knotted ribbons. In *Physical And Numerical Models In Knot Theory: Including Applications to the Life Sciences*, pages 495–506. World Scientific, 2005.
- [8] B. Kennedy, T. W. Mattman, R. Raya, and D. Tating. Ribbonlength of torus knots. *Journal of Knot Theory and Its Ramifications*, 17(01):13–23, 2008.
- [9] S. Lee. Twisted torus knots $t(p, q; kq, s)$ are cable knots. *Journal of Knot Theory and Its Ramifications*, 21(01):1250005, 2012.
- [10] S. Lee. Twisted torus knots with essential tori in their complements. *Journal of Knot Theory and Its Ramifications*, 22(08):1350041, 2013.
- [11] S. Lee. Twisted torus knots that are unknotted. *International Mathematics Research Notices*, 2014(18):4958–4996, 2014.
- [12] S. Lee. Torus knots obtained by twisting torus knots. *Algebraic & Geometric Topology*, 15(5):2817–2836, 2015.
- [13] S. Lee. Knot types of twisted torus knots. *Journal of Knot Theory and Its Ramifications*, 26(12):1750074, 2017.
- [14] S. Lee. Satellite knots obtained by twisting torus knots: Hyperbolicity of twisted torus knots. *International Mathematics Research Notices*, 2018(3):785–815, 2018.
- [15] J. O’Hara. Energy of a knot. *Topology*, 30(2):241–247, 1991.
- [16] J. O’Hara. Family of energy functionals of knots. *Topology and its Applications*, 48(2):147–161, 1992.
- [17] J. O’Hara. Energy functionals of knots ii. *Topology and its Applications*, 56(1):45–61, 1994.

COLLEGE OF GENERAL EDUCATION, KOOKMIN UNIVERSITY, SEOUL 02707, KOREA

Email address: kimhjun@kookmin.ac.kr

DEPARTMENT OF MATHEMATICS, KYONGGI UNIVERSITY, SUWON 16227, KOREA

Email address: sungjongno@kgu.ac.kr

RESEARCH INSTITUTE FOR NATURAL SCIENCE, HANYANG UNIVERSITY, SEOUL 04763, KOREA

Email address: hyungkee@hanyang.ac.kr