

SSDPT: Self-Supervised Dual-Path Transformer for Anomalous Sound Detection in Machine Condition Monitoring

Jisheng Bai, *Student Member, IEEE*, Jianfeng Chen, *Senior Member, IEEE*, Mou Wang, *Student Member, IEEE*, Muhammad Saad Ayub, and Qingli Yan,

Abstract—Anomalous sound detection for machine condition monitoring has great potential in the development of Industry 4.0. However, these anomalous sounds of machines are usually unavailable in normal conditions. Therefore, the models employed have to learn acoustic representations with normal sounds for training, and detect anomalous sounds while testing. In this article, we propose a self-supervised dual-path Transformer (SSDPT) network to detect anomalous sounds in machine monitoring. The SSDPT network splits the acoustic features into segments and employs several DPT blocks for time and frequency modeling. DPT blocks use attention modules to alternately model the interactive information about the frequency and temporal components of the segmented acoustic features. To address the problem of lack of anomalous sound, we adopt a self-supervised learning approach to train the network with normal sound. Specifically, this approach randomly masks and reconstructs the acoustic features, and jointly classifies machine identity information to improve the performance of anomalous sound detection. We evaluated our method on the DCASE2021 task2 dataset. The experimental results show that the SSDPT network achieves a significant increase in the harmonic mean AUC score, in comparison to present state-of-the-art methods of anomalous sound detection.

Index Terms—Dual-path network, self-supervised learning, Transformer, anomalous sound detection.

I. INTRODUCTION

Machine condition monitoring (MCM) plays an important role in factory automation [1]. Sound monitoring has many advantages, e.g., a pump suffering from a small leakage might not be inspected visually, but it can be detected acoustically by observing distinct audio patterns [2]. The early detection of mechanical anomalies with a reliable acoustic system can prevent problems and reduce the cost of surveillance [3]. Anomalous sound detection (ASD) for MCM has been widely used in several applications to detect anomalous cases before causing damage [4], [5].

General ASD systems usually use machine learning methods to automatically detect anomalous sound, and these sys-

tems can be further categorized into two classes, i.e., supervised and unsupervised learning-based ASD systems [6]–[8]. In supervised methods, normal and abnormal sounds are available and annotated in advance [9]. However, supervised learning-based ASD systems face several challenges. The most challenging issue is that anomalous sounds are rare and even unavailable. It is expensive and unfeasible to break or impair the machines to collect anomalous sound samples, and we can not pre-define the anomalies if they are not observed. Instead, it is possible to collect adequate normal sounds, so ASD systems use only employ sounds to train acoustic models.

ASD systems usually adopt unsupervised learning methods because only normal sounds are available in the training stage [10]. Autoencoders (AEs) are a typical type of unsupervised learning algorithm, which outperforms the previous methods for ASD [11]–[13]. AEs usually transform the input data into latent features and then reconstruct them by minimizing the error between the reconstructed data and original data [14]. The characteristics of normal sounds can be properly represented by the latent features if the reconstruction error is very small. To estimate the state of a target sound, an ASD system will calculate the anomaly score according to the reconstruction loss [6], [15]. If the anomaly score surpasses a given threshold, the target sound is anomalous, and vice versa [16].

In recent years, self-supervised learning (SSL) has attracted much attention in many pattern recognition fields [17]–[19]. SSL focuses on a well-defined pretext task and simultaneously introduces additional tasks, called auxiliary tasks, to learn better latent representations [20], [21]. In SSL, the supervised information is generated from the training data, making it possible to learn useful representation without large labelled data. SSL has also been proposed to improve the performance of unsupervised audio pattern recognition [22]. An SSL framework has been proposed for both speech and audio tasks, where the spectrogram patches are masked during training, forcing the model to learn both the temporal and frequency structure [23]. For ASD, robust representations of the normal sounds can be learned using the supervised information derived from these sounds. In [24], the authors present a self-supervised ASD system, which introduces an auxiliary task using the IDs of machines for training a classifier, and this classifier will then predict a wrong machine ID if the target sound is anomalous.

The early machine learning-based ASD systems focused on conventional models, such as Gaussian mixture models

This work is supported by the National Natural Science Foundation of China under Grant No.62071383 and the Key research and development plan of Shaanxi Province (2021NY-036). (*Corresponding author: Jianfeng Chen.*)

J. Bai, J. Chen, M. Wang and M. S. Ayub are with the Joint Laboratory of Environmental Sound Sensing, School of Marine Science and Technology, Northwestern Polytechnical University, Xi'an, China, and also with the LianFeng Acoustic Technologies Co., Ltd. Xi'an, China. (e-mail: baijs@mail.nwpu.edu.cn; chenjf@nwpu.edu.cn; wang-mou21@mail.nwpu.edu.cn; msaadayub@mail.nwpu.edu.cn)

Qingli Yan is with the Xi'an University of Posts and Telecommunications, Xi'an, China. (e-mail: yql@xupt.edu.cn)

[8] or support vector machines [25]. Recently, deep learning-based approaches have shown a great ability to extract deep representations and have been introduced in many ASD systems. Convolutional neural networks (CNNs) can extract local invariant features, model the local time-frequency information of acoustic features, and perform better than AEs for ASD [26]–[28]. However, CNNs face difficulty in modeling data with long sequences, so recurrent neural networks (RNNs) and Transformer are proposed for catching long temporal dependencies in ASD tasks. While RNNs can not process information in parallel, Transformers have been proposed to address this problem. The multi-head self-attention (MHSA) mechanism is able to capture global dependencies and process information efficiently [29]. Transformer-based architectures have achieved state-of-the-art performance in computer vision, natural language processing, speech processing, and environmental sound recognition tasks [30], [31]. Nevertheless, Transformer-based networks usually model on time, and neglect the frequency interrelationships among acoustic features.

In this paper, we develop a self-supervised dual-path Transformer (SSDPT) network for ASD in MCM. The proposed SSDPT first takes the acoustic features as input and divides them into overlapped short segments. Then the short segments are fed to the dual-path Transformer (DPT) for fine-grained modeling on two dimensions. In each DPT block, we use Transformer encoders to alternately model the acoustic features on time and frequency dimensions. To address the problem of availability of normal sounds only for training, we propose to train the DPT with two SSL strategies. One of the strategies utilizes the metadata information (the IDs assigned to the machines) for classification. The other strategy is designed to learn better latent representations by randomly masking the areas of the acoustic features and reconstructing them. For testing, the trained SSDPT network will output an anomaly score of a target sound to determine if it is anomalous. The anomaly score is comprised of two parts, the first part is the reconstruction loss between reconstruction features and original features, and the second part is the averaged negative logarithm of predicted probabilities for the correct machine ID. The main contributions of this paper can be summarized as follows:

- We propose a dual-path Transformer network that is fine in modeling the interactive relationships among the temporal and frequency components of acoustic features by alternate blocks.
- We adopt self-supervised learning strategies to train the network with normal sounds. These strategies adequately explore the information derived from the normal sounds. By mapping the acoustic features with their machine identity information and jointly reconstructing the masked acoustic features, the SSDPT can learn discriminative and robust latent acoustic representations.
- To the best of our knowledge, we are the first to propose SSDPT to detect anomalous sound for machine condition monitoring. Experimental results show that our approach achieves state-of-the-art performance.

The rest of this paper is organized as follows: Section

II introduces the proposed SSDPT. Section III describes the details of the experiments. Section IV gives the results and discussion. Section V concludes this paper.

II. PROPOSED METHOD

In this section, we first introduce the architecture of a general ASD system. We then introduce the proposed SSDPT for ASD. The flowchart of the proposed SSDPT is shown in Fig. 1. Finally, we describe the modules of SSDPT in detail, including segmentation, DPT block, and SSDPT.

A. ASD systems

Anomaly detection is usually regarded as an outlier detection problem since anomalous data is not available during training. Therefore, ASD systems usually use unsupervised learning methods for anomaly detection. A normal group of unsupervised learning methods consists of reconstruction-based approaches, for example, AEs. The overall processing stages of an AE-based ASD system are described as follows.

In the training stage, a sample of normal sound $x \in \mathbb{R}^L$ is transformed into a time-frequency acoustic feature $X \in \mathbb{R}^{P \times F}$ of P frames and F frequency bins. The AE takes the acoustic feature X as input, which is encoded as a latent feature by the encoder and reconstructed by the decoder. The aim of AE is to minimize the reconstruction loss between the input and output:

$$\mathcal{L}_{AE}(X, \theta) = \|X - \hat{X}\|_2^2 = \|X - \mathcal{F}_{AE}(X, \theta)\|_2^2, \quad (1)$$

where \hat{X} is the reconstructed acoustic feature, $\mathcal{F}_{AE}(\cdot, \theta)$ is the AE model with training parameters θ , and \mathcal{L}_{AE} is the reconstruction loss of AE.

In the testing stage, an unsupervised ASD system has to identify whether a given test sound sample x is anomalous. The ASD system needs to calculate an anomaly score $\mathcal{A}(x)$. It is assumed that in anomaly detection there is a bound of normal data. x is regarded as anomalous when the anomaly score is over a threshold τ , otherwise, it is regarded as normal:

$$C(x, \tau) = \begin{cases} 0(\text{Normal}), \mathcal{A}(x) < \tau \\ 1(\text{Anomaly}), \mathcal{A}(x) \geq \tau. \end{cases} \quad (2)$$

B. Segmentation

SSDPT first transforms normal sound recordings into acoustic features using feature extraction. We assume that each acoustic feature of one machine type is assigned with the ID l . Then each acoustic feature $W \in \mathbb{R}^{T \times F}$ will be divided into overlapping short segments $X_t \in \mathbb{R}^{P \times F}$, $t = 1, \dots, B$, where $B = \text{int}(T/H)$, using a frame length of P and a hop length of H . Meanwhile, each short segment is assigned with the same machine ID l .

C. DPT block

The segmented acoustic features are taken as the input of the ASD model. We propose DPT to alternately model the interrelations of temporal and frequency components of the acoustic features. DPT consists of several stacked DPT blocks,

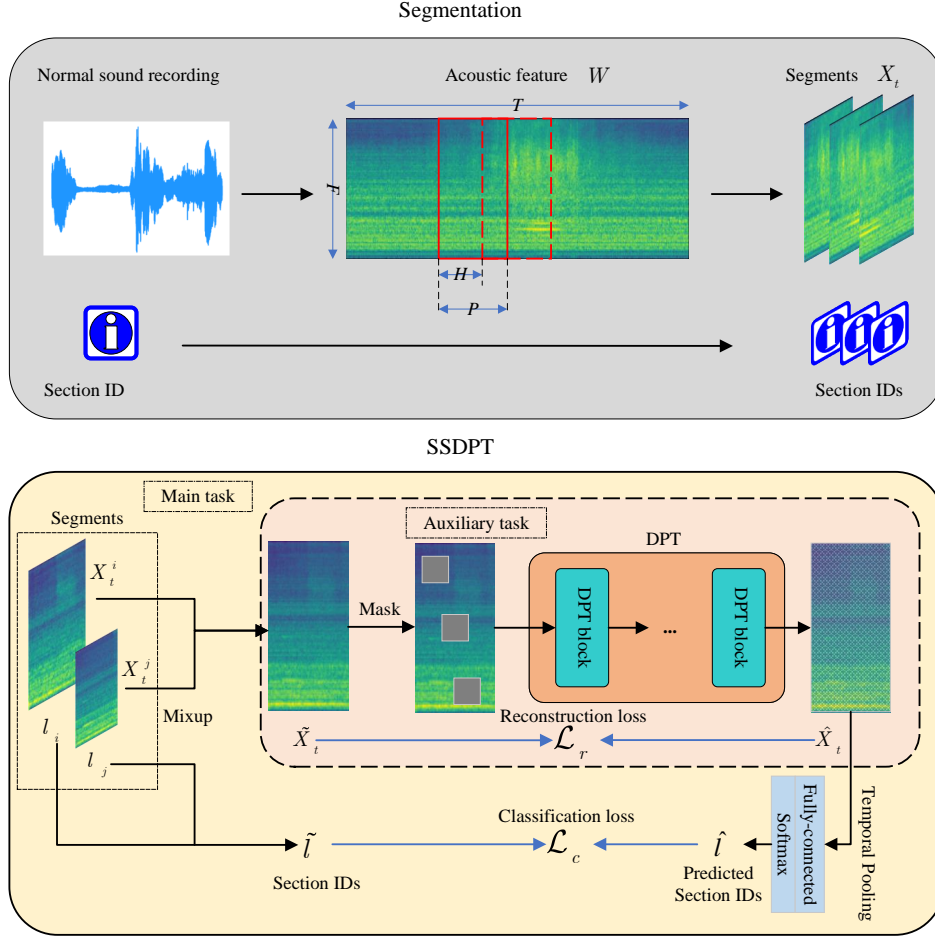


Fig. 1. The flowchart of the proposed SSDPT.

where each block comprises two sub-modules, which are based on Transformer encoders.

Transformer is a sequence-to-sequence model. We utilize the Transformer encoders to sequentially model on two dimensions of the acoustic features. The Transformer encoder used in DPT consists of MHSA and a position-wise feed-forward network (FFN). In the MHSA module, multiple scaled dot product attention modules are first applied to the acoustic features. The attention of all heads is linearly concatenated and computed on the elements of feature sequences. We use residual connections and layer normalization (LN) [32] on the output of MHSA, and feed the output of MHSA to the FFN with residual connections and LN. These processing steps are formulated as:

$$X_{MHSA} = MHSA(X_t), \quad (3)$$

$$X_{Mid} = LN(X_{MHSA} + X_t), \quad (4)$$

$$X_{FFN} = FFN(X_{Mid}), \quad (5)$$

$$X_O = LN(X_{FFN} + X_{Mid}), \quad (6)$$

where X_t is the input acoustic feature, X_{MHSA} is the output of MHSA, X_{FFN} is the output of FFN, and X_O is the output of the Transformer encoder.

We present the architecture of a DPT block in Fig. 2. In the DPT block, X_t is taken as the input of the first Transformer encoder and modeled on the time dimension:

$$X_t^s = \mathcal{E}_s(X_t), \quad (7)$$

where $X_t^s \in \mathbb{R}^{P \times F}$ is the output of the first Transformer encoder, and $\mathcal{E}_s(\cdot)$ denotes the mapping function of the first Transformer encoder. X_t^s is then transposed and provided as the input of the second Transformer encoder, which models on the frequency dimension:

$$X_t^f = \mathcal{E}_f\left((X_t^s)^T\right), \quad (8)$$

where $X_t^f \in \mathbb{R}^{F \times P}$ is the output of the second Transformer encoder, and $\mathcal{E}_f(\cdot)$ denotes the mapping function of the second Transformer encoder. Then, X_t^f will be transposed and passed to the next DPT block, where the number of blocks in the proposed DPT is denoted as M .

D. SSDPT

We combine two SSL strategies in our SSDPT network to improve the performance of ASD. The first one is based on a classification approach and serves as the main task of SSDPT. This approach aims to train the model using normal

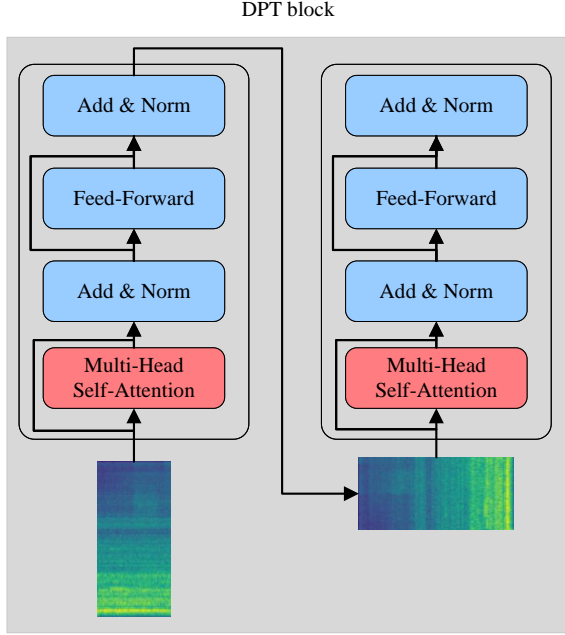


Fig. 2. Architecture of a DPT block.

sounds with different machine IDs for the same machine type. The model tends to learn robust representations of normal sound, and such representations are inherent parts of the machines, e.g., size or manufacturer. The second approach is a subcategory of reconstruction methods [33], [34], serving as the auxiliary task in SSDPT. This approach relies on predicting masked information of the input acoustic features with different forms of masks. By introducing the auxiliary task, the proposed SSDPT can potentially learn more discriminative time-frequency structure of the acoustic features. Moreover, we employ mixup [35] as the data augmentation method to improve the generalization of the model.

In the training stage, each input feature X_t is assigned with a machine ID $l \in \{1, \dots, I\}$, where I is the number of IDs. The operations of mixup are expressed as follows:

$$\tilde{X}_t = \lambda X_t^i + (1 - \lambda) X_t^j, \quad (9)$$

$$\tilde{l} = \lambda l_i + (1 - \lambda) l_j, \quad (10)$$

where \tilde{X}_t is the mixed acoustic feature, \tilde{l} is the mixed machine ID, X_t^i and X_t^j are two acoustic features, the machine IDs are represented by l_i and l_j , and $\lambda \in [0, 1]$ represents a random number that is taken from a beta distribution. We then generate k masks and apply them to the mixed acoustic feature \tilde{X}_t . After that, the mixed and masked acoustic feature is fed to the proposed DPT. Assuming \hat{X}_t is the output of the DPT, we calculate the max values along the P dimension of \hat{X}_t , and apply a fully-connected (FC) layer along with a softmax function to get the probability vector $z_t \in \mathbb{R}^I$. The predicted label \hat{l} is the index of the max value of z_t . We use cross-entropy as the classification loss \mathcal{L}_c for the main task, which is formulated as follows:

$$\mathcal{L}_c = \text{CrossEntropy}(\hat{l}, \tilde{l}), \quad (11)$$

and we use mean square error (MSE) as the reconstruction loss \mathcal{L}_r for the auxiliary task, formulated as:

$$\mathcal{L}_r = \|\tilde{X}_t - \hat{X}_t\|_2^2. \quad (12)$$

The SSDPT is trained by jointly minimizing the classification error \mathcal{L}_c and the reconstruction error \mathcal{L}_r . The overall training object \mathcal{L} is given as follows:

$$\mathcal{L} = \frac{1}{N} \sum_{n=1}^N (\mathcal{L}_c + \alpha \mathcal{L}_r), \quad (13)$$

where $\alpha > 0$ is a hyper-parameter, and N is the number of training samples of normal sounds.

In the testing stage, we will calculate an anomaly score for a given test sound to determine if it is anomalous. We assume that the acoustic feature of the test sample is $W' \in \mathbb{R}^{T \times F}$ then divide it into B overlapping segments $X'_t \in \mathbb{R}^{P \times F}$. The anomaly score of the main task is calculated as:

$$\mathcal{A}_c(z'_t) = \frac{1}{B} \sum_{b=1}^B \log \left\{ \frac{1 - p(z'_t)}{p(z'_t)} \right\}, \quad (14)$$

where z'_t is the probability vector, and $p(\cdot)$ is the output for the corresponding ID. The anomaly score of the auxiliary task is the MSE between X'_t and its reconstruction feature \hat{X}'_t :

$$\mathcal{A}_r(X'_t) = \frac{1}{B} \sum_{b=1}^B \|X'_t - \hat{X}'_t\|_2^2. \quad (15)$$

Finally, we calculate the total anomaly score \mathcal{A} as:

$$\mathcal{A} = \mathcal{A}_c + \beta \mathcal{A}_r, \quad (16)$$

where $\beta > 0$ is a hyper-parameter.

The learning procedure of the SSDPT is summarized in Algorithm 1.

III. EXPERIMENTS

A. Dataset

We use the development dataset of the Detection and Classification of Acoustic Scenes and Events (DCASE) 2021 task2 for evaluating the proposed SSDPT. This dataset consists of sounds from seven machine types, including toyCar, toyTrain, fan, gearbox, pump, slider rail, and valve [36], [37]. Each clip is 10-second audio with a 16,000 Hz sampling rate, including operating sound and background noise. The development dataset contains three sections as machine IDs for each machine type, i.e., "Section 00", "Section 01", and "Section 02". In each section, the data are divided into two different conditions, source and target domain. For the training, there are 1,000 normal clips for the source domain and 3 normal clips for the target domain. For the test, there are 100 normal and 100 anomalous clips for both the source and target domains.

Algorithm 1 Learning Algorithm of the Proposed Self-Supervised Dual-Path Transformer

Input: Training acoustic features $\mathcal{D}_{Tr} = (W_s, l_s)_{s=1}^{S_1}$;

Test acoustic features $\mathcal{D}_{Te} = (W'_s, l'_s)_{s=1}^{S_2}$;

DPT model $\mathcal{F}_{DPT}(\cdot, \theta)$;

Hyper-parameters α and β ;

Output: Anomalous scores $(\mathcal{A}(W'_s))_{s=1}^{S_2}$.

- 1: **Segmentation** Divide W_t into overlapped short segments X_t with machine IDs l
 - 2: Initialize parameters θ , $\alpha > 0$ and $\beta > 0$
 - 3: **for** each epoch **do**
 - 4: **for** $n = 1, \dots, N$ **do**
 - 5: Sample two acoustic features X_t^i and X_t^j with IDs l_i and l_j
 - 5: **Mixup** $\tilde{X}_t \leftarrow \text{Mix } X_t^i \text{ and } X_t^j$, $\tilde{l} \leftarrow \text{Mix } l_i \text{ and } l_j$
 - 5: **Mask** \tilde{X}_t
 - 5: $\hat{X}_t, \hat{l} \leftarrow \mathcal{F}_{DPT}(\tilde{X}_t, \theta)$
 - 5: $\mathcal{L}_c = \text{CrossEntropy}(\hat{l}, \tilde{l})$
 - 5: $\mathcal{L}_r = \|\hat{X}_t - \tilde{X}_t\|_2^2$
 - 5: $\mathcal{L} += \mathcal{L}_c + \alpha \mathcal{L}_r$
 - 6: **end for**
 - 7: $\mathcal{L} = \mathcal{L}/N$
 - 7: **update** θ in $\mathcal{F}_{DPT}(\cdot)$ to minimize \mathcal{L}
 - 8: **end for**
 - 9: **for** each W'_s in \mathcal{D}_{Te} **do**
 - 10: Divide W'_s into B overlapped short segments X'_t
 - 11: **for** $b = 1, \dots, B$ **do**
 - 12: $\hat{X}'_t, z'_t \leftarrow \mathcal{F}_{DPT}(X'_t, \theta)$
 - 12: **Calculate** $\mathcal{A}_c(z'_t)$ $\mathcal{A}_r(X'_t)$
 - 13: **end for**
 - 14: **Calculate** $\mathcal{A} = (\mathcal{A}_c + \beta \mathcal{A}_r)/B$
 - 15: **end for**
-

B. Experimental Setups

The input acoustic features of the proposed method are log-Mel spectrograms. We used the short-time Fourier transform with a window size of 1024 and hop length of 512 to generate spectrograms from the audio signals. Mel filters of 128 bands (F) are used to transform the spectrograms into Mel spectrograms. We applied logarithm on Mel spectrograms to get the log-Mel spectrograms. In the segmentation stage, we experimented with different frame lengths P of 64, 128, and 256 with a hop length H of 8 to segment the acoustic features of normal sounds. We set the hop length to 1 for generating segmented acoustic features for test sounds. Moreover, we introduced different methods to mask the areas of the acoustic features, including time masking (TM), frequency masking (FM), SpecAugment, and patch masking (PM). Examples of masked acoustic features with different methods are shown in Fig. 3.

We experimented with different numbers ($M = 1, 2, 3$) of DPT blocks, where the Transformer encoders use the same configuration of 1 encoder layer, 8 MHSA heads, and 32 FFN nodes. Especially, in each DPT block, the embedding size and the sequence length of $\mathcal{E}_t(\cdot)$ is equal to P and F , while for $\mathcal{E}_f(\cdot)$ the embedding size and the sequence length are F and

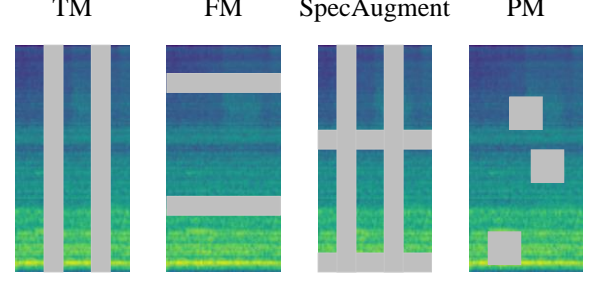


Fig. 3. Examples of acoustic features masked by different methods. Time masking (TM), frequency masking (FM), and patch masking (PM).

P , respectively.

We used the normal sound recordings from the source and target domain to train SSDPT. AdamW [38] is adopted as the optimizer, and we used a dynamic strategy to adjust the learning rate during training with an initial learning rate of 0.0001. The default values of the hyper-parameter α and β are set to 0.001.

C. Baseline systems

To evaluate the performance of SSDPT for ASD, we compare the proposed SSDPT with the following methods:

Official baselines [39] The organizers of the DCASE 2021 task2 provided two baseline systems. The first approach is an AE-based system, in which 5 consecutive frames of log-Mel spectrogram with bands of 128 are concatenated and taken as the input vector. The training of the baseline is done to reduce the MSE of normal sounds, and the mean reconstruction error is based on the anomaly score. The second approach is a classification-based baseline using the machine IDs with MobileNetV2 (MNv2) [40]. This baseline takes 64 consecutive frames of log-Mel spectrogram with bands of 128 as input acoustic feature, and the anomaly score is calculated as the averaged negative logarithm of predicted probabilities for the corresponding ID.

WavNet-Ensemble [41] This approach is proposed by the top1 challengers of the DCASE task2. They adopted a WaveNet [42] model with an x-vector component and AMS for directly processing the normal sound signals instead of acoustic features. They also used different reprocessing and parameters for different machine types to improve the performance of ASD.

MNv2-LOF [43] This approach is proposed by the top2 challengers of the DCASE task2. The challengers use a classification-based system with MNv2 and additive angular margin loss. This method takes spectrograms with 1024 dimensions and 32 frames as input acoustic features. Moreover, they adopted the local outlier factor (LOF) [44] as the anomaly detector, where the output of MNv2 is used as the input of LOF.

D. Evaluation metrics

To evaluate the proposed SSDPT, we use the area under the receiver operating characteristic curve (AUC) and the partial

AUC (pAUC) [39] as the evaluation metrics. The AUC score for each machine type, section, and domain is calculated as:

$$\text{AUC} = \frac{1}{N_- N_+} \sum_{i=1}^{N_-} \sum_{j=1}^{N_+} C(\mathcal{A}^+ - \mathcal{A}^-), \quad (17)$$

where $C(x)$ returns 1 when $x > 0$ and 0 otherwise, \mathcal{A}^+ and \mathcal{A}^- are anomaly scores of normal and anomalous sounds, N_+ and N_- are the number of normal and anomalous sounds, respectively. We assume that \mathcal{A} follows a gamma distribution, and we determine the anomaly detection threshold of pAUC under the condition that the false positive rate is 0.1, which is equal to p . The pAUC score for each machine type, section, and domain is calculated as:

$$\text{pAUC} = \frac{1}{\lfloor pN_- \rfloor N_+} \sum_{i=1}^{\lfloor pN_- \rfloor} \sum_{j=1}^{N_+} C(\mathcal{A}^+ - \mathcal{A}^-), \quad (18)$$

where $\lfloor \cdot \rfloor$ is the flooring function. The harmonic mean values of AUC (h-AUC) and pAUC (h-pAUC) over sections and domains for each machine type are calculated for the performance comparison of ASD.

IV. RESULTS AND DISCUSSION

In this section, we introduce the experimental results and discussions based on two aspects. We first present the overall results and compare the proposed SSDPT against the baseline systems. We then do ablation experiments of the SSDPT for further analysis.

A. Overall results

TABLE I

COMPARISON WITH OTHER METHODS IN TERMS OF H-AUC AND H-pAUC.

Method	h-AUC	h-pAUC
Baseline-AE [39]	0.619	0.533
Baseline-MNv2 [39]	0.597	0.564
MNv2-LOF [43]	0.694	0.616
WaveNet-ensemble [41]	0.705	0.625
SSDPT(w/o auxiliary task)	0.713	0.607
SSDPT	0.722	0.611
SSDPT-ensemble	0.739	0.626

Table I shows the h-AUC and h-pAUC of the proposed SSDPT compared with the baseline systems on the development dataset of DCASE 2021 task2. MNv2-LOF and WaveNet-ensemble achieve state-of-the-art performance in task2, significantly surpassing the two official baseline systems, i.e., Baseline-AE and Baseline-MNv2. The proposed SSDPT networks improve the performance compared to the MNv2-LOF and WaveNet-ensemble. Overall, the results of our SSDPT networks are better than those of the comparative baseline systems. Specifically, SSDPT outperforms the state-of-the-art systems and achieves an h-AUC and h-pAUC score of 0.722 and 0.611, respectively. To further improve the performance, we made an ensemble of the SSDPT models with different configurations, the SSDPT-ensemble significantly boosts the h-AUC and h-pAUC to 0.739 and 0.626, respectively.

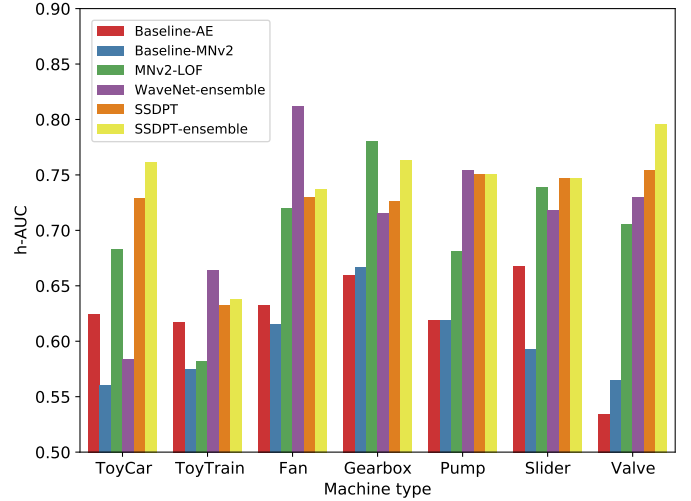


Fig. 4. Results of comparative methods over different machine types.

Fig. 4 shows the h-AUC scores of the proposed SSDPT networks compared with baseline systems over different machine types. WaveNet-ensemble achieves better results for toyTrain and fan, and MNv2-LOF achieves better results for gearbox. The proposed SSDPT-based methods outperform the baseline systems for toyCar, slider, and valve. Specifically, SSDPT-ensemble significantly improves the performance of SSDPT for toyCar, gearbox, and valve.

Moreover, we adopted two SSL methods to train the network in the SSDPT. The classification-based method is used as the main task, while the reconstruction-based method is used as the auxiliary task. We also experimented SSDPT without introducing the reconstruction-based auxiliary task for ASD. In Table I, the results show that SSDPT without auxiliary task achieves an h-AUC and h-pAUC score of 0.713 and 0.607, respectively. We then introduced the auxiliary task to the SSDPT. The h-AUC and h-pAUC is improved to 0.722 and 0.611, respectively. This indicates that introducing the reconstruction-based auxiliary task can improve the performance for ASD.

B. Ablation results

The ablation experiments are demonstrated in this section, including masking methods, configurations of the DPT architecture, and hyper-parameter β for calculating anomaly score.

1) *Masking methods*: In Sec III-B, we showed examples of different masking methods: TM, FM, SpecAugment, and PM. SpecAugment [45] is a simple but effective masking method, which has been applied to many environmental sound recognition tasks. It randomly masks the frequency bins and time frames of the acoustic features. TM and FM only cover time frames or frequency bins. While PM randomly covers k square areas of the acoustic features.

We first experimented with these masking methods in SSDPT. TM applies 2 masks with 4 consecutive frames, FM applies 2 masks with 4 consecutive frequency bins, SpecAugment applies the masks from both TM and FM, and PM applies 3 square masks each with a size of $5 * 5$. Fig. 5 shows the results of different masking methods over machine

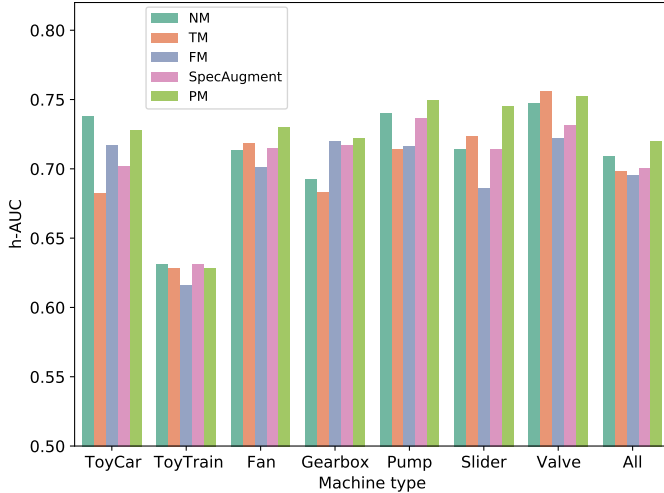


Fig. 5. Results of masking methods. No masking (NM), time masking (TM), frequency masking (FM), and patch masking (PM).

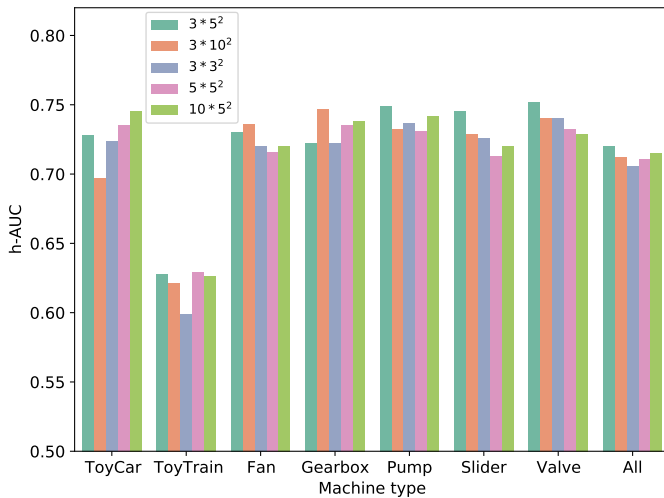


Fig. 6. Results of PM with different numbers and sizes of masks. $k \times r^2$ means k square masks with a size of $r \times r$, e.g., 3×5^2 means 3 square masks with a size of 5×5 .

types. PM outperforms the other methods over all machines, and achieves the best performance for fan, gearbox, pump, and slider. NM achieves the best performance for toyCar and toyTrain. However, the performance of applying TM, FM, and SpecAugment is not as good as supposed. We assume that TM, FM, and SpecAugment mask the important time-frequency information of the acoustic features for some machine types, leading to a decrease in the performance. While the proposed SSDPT can learn salient and robust time-frequency features by applying PM.

We then experimented with PM using different mask numbers and sizes. Experimental results are shown in Fig. 6. PM with 3×5^2 outperforms the other settings of masks in total, and achieves the best performance for pump, slider, and valve. PM with 3×10^2 performs the best for fan and gearbox. From Fig. 6, it is observed that different PM methods achieve different performance, the choice of number and size of the mask is related to the characteristics of the machine type.

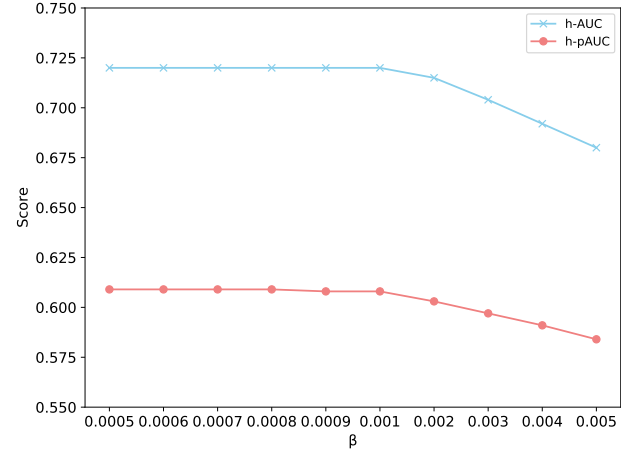


Fig. 7. Performance comparison with different values of β in terms of h-AUC and h-pAUC.

2) *DPT Configurations*: Table II compares the performance of SSDPT with different frame lengths and the numbers of DPT blocks. We observe that the performance of toyCar, toyTrain, and valve is significantly improved by SSDPT with a frame length of 128. While longer frame length does not perform well for all machine types, indicating that the frame length is related to the inherent characteristics of different machine types. Moreover, we found that increasing the number of DPT blocks leads to better performance of ASD, while DPT with 2 blocks achieves better results for gearbox. Considering the number of parameters, DPT with 1 block can achieve a comparable h-AUC score of 0.688 with very few parameters, this facilitates the implementation of the proposed SSDPT in ASD applications.

3) *Hyper-parameter of the anomaly score*: Previous experiments were conducted under the default value of the hyper-parameter β . To analyze if the performance and anomaly score \mathcal{A} will be affected by using different values of β , we changed β from 0.0005 to 0.005 with non-linear intervals. The experimental results are shown in Fig. 7. It can be seen that from 0.0005 to 0.001, the h-AUC and h-pAUC scores are relatively stable. However, the h-AUC and h-pAUC scores start to decline when β increases over 0.001. Therefore, we suggest constraining β between 0.0005 and 0.001.

Fig. 8 shows the boxplot using different values of β for calculating h-AUC and h-pAUC over each machine type. The height of the box indicates the dispersion of target data, and a larger height means that the data is more dispersed. Overall, we can observe that the h-AUC and h-pAUC scores have different susceptibilities over machine types. In detail, h-AUC scores of gearbox and valve are more susceptible to the values of β , while for h-pAUC, the scores of toyCar, gearbox, and slider are relatively stable and less influenced by different values of β . This demonstrates that β has to be adjusted carefully for various machine types.

V. CONCLUSIONS

In this paper, we proposed a self-supervised dual-path Transformer (SSDPT) based anomalous sound detection

TABLE II
RESULTS OF DIFFERENT CONFIGURATIONS OF DPT IN TERMS OF H-AUC.

Blocks (M)	Frame length (P)	ToyCar	ToyTrain	Fan	Gearbox	Pump	Slider	Valve	All	Parameters
1	64	0.686	0.602	0.721	0.687	0.696	0.726	0.712	0.688	13,955
2	64	0.702	0.626	0.732	0.759	0.713	0.728	0.754	0.714	27,267
3	64	0.728	0.628	0.73	0.722	0.749	0.745	0.752	0.720	40,579
3	128	0.758	0.638	0.728	0.696	0.715	0.636	0.794	0.705	53,827
3	256	0.706	0.602	0.699	0.695	0.719	0.671	0.782	0.693	80,323

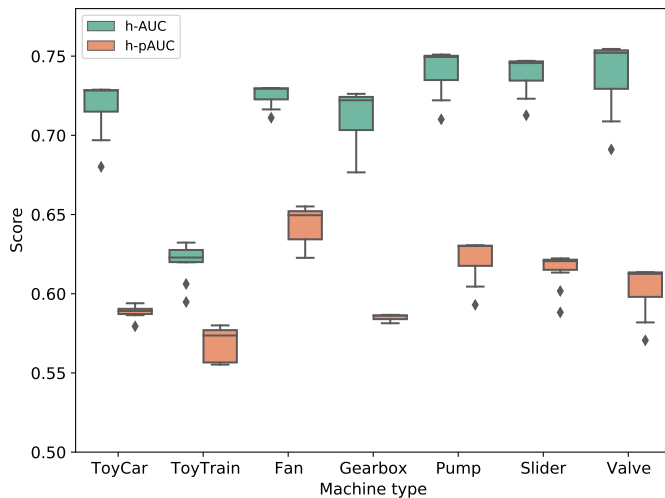


Fig. 8. Performance comparison over each machine type with different values of β in terms of h-AUC and h-pAUC.

(ASD) framework for machine condition monitoring (MCM). In the SSDPT, log-Mel spectrograms of normal sounds are segmented into overlapped fragments and modeled using DPT. The proposed DPT consists of several alternate DPT blocks, in which the attention-based Transformer encoders are used for thoroughly modeling the temporal and frequency components of the acoustic features. To further improve the performance of ASD, we adopted two self-supervised learning (SSL) strategies: the classification-based approach, which is served as the main task for ASD using the machine section IDs for classification, and the reconstruction-based approach, which is introduced as the auxiliary task for ASD by masking the areas of the acoustic features and reconstructing them.

Experimental results show that the presented DPT outperforms state-of-the-art methods for ASD. Moreover, the adoption of SSL strategies leads to better results on the evaluation metrics. We conclude that our proposed SSDPT adequately models the characteristics of the normal sounds and learns more robust acoustic representations. We significantly improve the performance of ASD by the ensemble of SSDPT models, our approach achieves an h-AUC and h-pAUC score of 0.739 and 0.626, respectively.

REFERENCES

[1] G. Dinardo, L. Fabbiano, and G. Vacca, "A smart and intuitive machine condition monitoring in the industry 4.0 scenario," *Measurement*, vol. 126, pp. 1–12, 2018.

[2] A. Yamashita, T. Hara, and T. Kaneko, "Inspection of visible and invisible features of objects with image and sound signal processing," in *2006 IEEE/RSJ International Conference on Intelligent Robots and Systems*. IEEE, 2006, pp. 3837–3842.

[3] D. Sonntag, S. Zillner, P. van der Smagt, and A. Lörcinz, *Overview of the CPS for Smart Factories Project: Deep Learning, Knowledge Acquisition, Anomaly Detection and Intelligent User Interfaces*. Cham: Springer International Publishing, 2017, pp. 487–504.

[4] R. Espinosa, H. Ponce, and S. Gutiérrez, "Click-event sound detection in automotive industry using machine/deep learning," *Applied Soft Computing*, vol. 108, p. 107465, 2021.

[5] E. C. Nunes, "Anomalous sound detection with machine learning: A systematic review," *arXiv preprint arXiv:2102.07820*, 2021.

[6] Y. Koizumi, S. Saito, H. Uematsu, Y. Kawachi, and N. Harada, "Unsupervised detection of anomalous sound based on deep learning and the neyman–pearson lemma," *IEEE/ACM Transactions on Audio, Speech, and Language Processing*, vol. 27, no. 1, pp. 212–224, 2018.

[7] E. Marchi, F. Vesperini, F. Eyben, S. Squartini, and B. Schuller, "A novel approach for automatic acoustic novelty detection using a denoising autoencoder with bidirectional lstm neural networks," in *2015 IEEE international conference on acoustics, speech and signal processing (ICASSP)*. IEEE, 2015, pp. 1996–2000.

[8] S. Ntalampiras, I. Potamitis, and N. Fakotakis, "Probabilistic novelty detection for acoustic surveillance under real-world conditions," *IEEE Transactions on Multimedia*, vol. 13, no. 4, pp. 713–719, 2011.

[9] H. Lim, J. Park, and Y. Han, "Rare sound event detection using 1d convolutional recurrent neural networks," in *Proceedings of the detection and classification of acoustic scenes and events 2017 workshop*, 2017, pp. 80–84.

[10] Z. Mnasri, S. Rovetta, and F. Masulli, *Anomalous sound event detection: A survey of machine learning based methods and applications*. Cham: Springer International Publishing, 2022, vol. 81, no. 4, pp. 5537–5586.

[11] J. Bai, C. Chen, and J. Chen, "Bai_lfxs_nwpu_dc case2020_submission," DCASE2020 Challenge, Tech. Rep., July 2020.

[12] R. Giri, S. V. Tenneti, K. Helwani, F. Cheng, U. Isik, and A. Krishnaswamy, "Unsupervised anomalous sound detection using self-supervised classification and group masked autoencoder for density estimation," DCASE2020 Challenge, Tech. Rep., July 2020.

[13] J. An and S. Cho, "Variational autoencoder based anomaly detection using reconstruction probability," *Special Lecture on IE*, vol. 2, no. 1, pp. 1–18, 2015.

[14] M. Thill, W. Konen, H. Wang, and T. Bäck, "Temporal convolutional autoencoder for unsupervised anomaly detection in time series," *Applied Soft Computing*, vol. 112, p. 107751, 2021.

[15] R. Giri, S. V. Tenneti, K. Helwani, F. Cheng, U. Isik, and A. Krishnaswamy, "Unsupervised anomalous sound detection using self-supervised classification and group masked autoencoder for density estimation," *Challenge on Detection and Classification of Acoustic Scenes and Events (DCASE 2020 Challenge)*, Tech. Rep., 2020.

[16] L. Ruff, J. R. Kauffmann, R. A. Vandermeulen, G. Montavon, W. Samek, M. Kloft, T. G. Dietterich, and K.-R. Müller, "A unifying review of deep and shallow anomaly detection," *Proceedings of the IEEE*, 2021.

[17] M.-I. Georgescu, A. Barbalau, R. T. Ionescu, F. S. Khan, M. Popescu, and M. Shah, "Anomaly detection in video via self-supervised and multi-task learning," in *Proceedings of the IEEE/CVF Conference on Computer Vision and Pattern Recognition*, 2021, pp. 12742–12752.

[18] C.-L. Li, K. Sohn, J. Yoon, and T. Pfister, "Cutpaste: Self-supervised learning for anomaly detection and localization," in *Proceedings of the IEEE/CVF Conference on Computer Vision and Pattern Recognition*, 2021, pp. 9664–9674.

- [19] K. Stefanov, J. Beskow, and G. Salvi, "Self-supervised vision-based detection of the active speaker as support for socially aware language acquisition," *IEEE Transactions on Cognitive and Developmental Systems*, vol. 12, no. 2, pp. 250–259, 2019.
- [20] D. Huang, L. Shen, Z. Yu, Z. Zheng, M. Huang, and Q. Ma, "Efficient time series anomaly detection by multiresolution self-supervised discriminative network," *Neurocomputing*, 2022.
- [21] M. Kerzel, F. Abawi, M. Eppe, and S. Wermter, "Enhancing a neurocognitive shared visuomotor model for object identification, localization, and grasping with learning from auxiliary tasks," *arXiv preprint arXiv:2009.12674*, 2020.
- [22] A. M. Tripathi and A. Mishra, "Self-supervised learning for environmental sound classification," *Applied Acoustics*, vol. 182, p. 108183, 2021.
- [23] Y. Gong, C.-I. J. Lai, Y.-A. Chung, and J. Glass, "Ssast: Self-supervised audio spectrogram transformer," *arXiv preprint arXiv:2110.09784*, 2021.
- [24] K. Dohi, T. Endo, H. Purohit, R. Tanabe, and Y. Kawaguchi, "Flow-based self-supervised density estimation for anomalous sound detection," in *ICASSP 2021-2021 IEEE International Conference on Acoustics, Speech and Signal Processing (ICASSP)*. IEEE, 2021, pp. 336–340.
- [25] P. Foggia, N. Petkov, A. Saggese, N. Strisciuglio, and M. Vento, "Audio surveillance of roads: A system for detecting anomalous sounds," *IEEE transactions on intelligent transportation systems*, vol. 17, no. 1, pp. 279–288, 2015.
- [26] M. Wang, R. Wang, X.-L. Zhang, and S. Rahardja, "Hybrid constant-q transform based cnn ensemble for acoustic scene classification," in *2019 Asia-Pacific Signal and Information Processing Association Annual Summit and Conference (APSIPA ASC)*. IEEE, 2019, pp. 1511–1516.
- [27] J. Bai, J. Chen, and M. Wang, "Multimodal urban sound tagging with spatiotemporal context," *IEEE Transactions on Cognitive and Developmental Systems*, 2022.
- [28] P. Primus, "Reframing unsupervised machine condition monitoring as a supervised classification task with outlier-exposed classifiers," DCASE2020 Challenge, Tech. Rep., July 2020.
- [29] A. Vaswani, N. Shazeer, N. Parmar, J. Uszkoreit, L. Jones, A. N. Gomez, L. Kaiser, and I. Polosukhin, "Attention is all you need," *arXiv preprint arXiv:1706.03762*, 2017.
- [30] A. Dosovitskiy, L. Beyer, A. Kolesnikov, D. Weissenborn, X. Zhai, T. Unterthiner, M. Dehghani, M. Minderer, G. Heigold, S. Gelly *et al.*, "An image is worth 16x16 words: Transformers for image recognition at scale," *arXiv preprint arXiv:2010.11929*, 2020.
- [31] J. Chen, Q. Mao, and D. Liu, "Dual-path transformer network: Direct context-aware modeling for end-to-end monaural speech separation," *arXiv preprint arXiv:2007.13975*, 2020.
- [32] J. L. Ba, J. R. Kiros, and G. E. Hinton, "Layer normalization," *arXiv preprint arXiv:1607.06450*, 2016.
- [33] Z. Li, N. Li, K. Jiang, Z. Ma, X. Wei, X. Hong, and Y. Gong, "Superpixel masking and inpainting for self-supervised anomaly detection," in *BMVC*, 2020.
- [34] N.-C. Ristea, N. Madan, R. T. Ionescu, K. Nasrollahi, F. S. Khan, T. B. Moeslund, and M. Shah, "Self-supervised predictive convolutional attentive block for anomaly detection," *arXiv preprint arXiv:2111.09099*, 2021.
- [35] H. Zhang, M. Cisse, Y. N. Dauphin, and D. Lopez-Paz, "mixup: Beyond empirical risk minimization," *arXiv preprint arXiv:1710.09412*, 2017.
- [36] R. Tanabe, H. Purohit, K. Dohi, T. Endo, Y. Nikaido, T. Nakamura, and Y. Kawaguchi, "MIMII DUE: Sound dataset for malfunctioning industrial machine investigation and inspection with domain shifts due to changes in operational and environmental conditions," *In arXiv e-prints: 2006.05822, 1–4*, 2021.
- [37] N. Harada, D. Niizumi, D. Takeuchi, Y. Ohishi, M. Yasuda, and S. Saito, "ToyADMOS2: Another dataset of miniature-machine operating sounds for anomalous sound detection under domain shift conditions," *arXiv preprint arXiv:2106.02369*, 2021.
- [38] I. Loshchilov and F. Hutter, "Fixing weight decay regularization in adam," 2018.
- [39] Y. Kawaguchi, K. Imoto, Y. Koizumi, N. Harada, D. Niizumi, K. Dohi, R. Tanabe, H. Purohit, and T. Endo, "Description and discussion on dcase 2021 challenge task 2: Unsupervised anomalous sound detection for machine condition monitoring under domain shifted conditions," *arXiv preprint arXiv:2106.04492*, 2021.
- [40] M. Sandler, A. Howard, M. Zhu, A. Zhmoginov, and L.-C. Chen, "Mobilenetv2: Inverted residuals and linear bottlenecks," in *Proceedings of the IEEE conference on computer vision and pattern recognition*, 2018, pp. 4510–4520.
- [41] J. Lopez, G. Stemmer, P. Lopez-Meyer, P. S. Singh, J. A. del Hoyo Ontiveros, and H. A. Courdourier, "Ensemble of complementary anomaly detectors under domain shifted conditions," DCASE2021 Challenge, Tech. Rep, Tech. Rep., 2021.
- [42] A. v. d. Oord, S. Dieleman, H. Zen, K. Simonyan, O. Vinyals, A. Graves, N. Kalchbrenner, A. Senior, and K. Kavukcuoglu, "Wavenet: A generative model for raw audio," *arXiv preprint arXiv:1609.03499*, 2016.
- [43] K. Morita, T. Yano, and K. Tran, "Anomalous sound detection using cnn-based features by self supervised learning," DCASE2021 Challenge, Tech. Rep, Tech. Rep., 2021.
- [44] M. M. Breunig, H.-P. Kriegel, R. T. Ng, and J. Sander, "Lof: identifying density-based local outliers," in *Proceedings of the 2000 ACM SIGMOD international conference on Management of data*, 2000, pp. 93–104.
- [45] D. S. Park, W. Chan, Y. Zhang, C.-C. Chiu, B. Zoph, E. D. Cubuk, and Q. V. Le, "SpecAugment: A simple data augmentation method for automatic speech recognition," *arXiv preprint arXiv:1904.08779*, 2019.