

Funnel Control Under Hard and Soft Output Constraints (extended version)

Farhad Mehdifar, Charalampos P. Bechlioulis and Dimos V. Dimarogonas

Abstract—This paper proposes a funnel control method under time-varying hard and soft output constraints. First, an online funnel planning scheme is designed that generates a constraint consistent funnel, which always respects hard (safety) constraints, and soft (performance) constraints are met only when they are not conflicting with the hard constraints. Next, the prescribed performance control method is employed for designing a robust low-complexity funnel-based controller for uncertain nonlinear Euler-Lagrangian systems such that the outputs always remain within the planned constraint consistent funnels. Finally, the results are verified with a simulation example of a mobile robot tracking a moving object while staying in a box-constrained safe space.

I. INTRODUCTION

During the past decades, reference/trajectory tracking, as well as stabilization of complex and uncertain nonlinear dynamical systems, has attracted considerable research effort. Constraints are ubiquitous in controller design of practical nonlinear systems and they mainly emerge as performance and safety specifications. Constraint violation may result in performance degradation, system damage and hazards, therefore, owing to practical needs and theoretical challenges, the rigorous handling of constraints in the control design of nonlinear systems has become a dominant research topic during the past decade. Common existing methods in dealing with different types of constraints include model predictive control [1], reference governors [2], set invariance based approaches such as control barrier functions [3], barrier lyapunov functions [4], funnel control [5], and prescribed performance control [6].

Funnel-based control methods offer low-complexity and robust (model-free) control designs for handling (time-varying) output constraints for uncertain nonlinear systems. During the past years, funnel-based control designs were particularly utilized to ensure a user-defined transient and steady-state performance on output tracking/stabilization errors through confining the evolution of the output error signals within predefined time-varying funnels. Two main control approaches that have been proposed to handle the aforementioned objective are Funnel Control (FC) [7]–[9] and Prescribed Performance Control (PPC) [10]–[12]. Funnel

control builds on the adaptive high-gain control methodology, where a time-varying and state-dependent function is replaced by the monotonically increasing control gain. In PPC, initially, a transformation that incorporates the desired performance specifications is defined. Then, an appropriate control action is designed that establishes the uniform boundedness of the transformed system and gives the necessary and sufficient conditions for the satisfaction of the predefined performance (funnel) constraint. PPC was first presented in [6], [10] within a robust adaptive control framework for systems having known high relative degree and later was further extended to the approximation-free paradigm in [11], [12], significantly reducing the complexity of the designed controller. Besides FC and PPC, Time-Varying Barrier Lyapunov Functions (TVBLFs) have been also employed to deal with similar problems, e.g., [13].

Despite their successful application for controlling output constrained systems, FC, PPC, and TVBLF have been mainly focused on satisfying output performance constraints with specific cases of safety specifications (i.e., usually as constant upper and lower bounds on the tracking errors) provided that safety specifications are consistent (compatible) with the performance requirements. However, in general, performance constraints on tracking/stabilization may not be always in agreement with safety specifications. Recently, Control Barrier Functions (CBFs) have been introduced, for handling tracking/stabilization in the presence of safety specifications through the application of Quadratic Programs (QPs), in which safety specifications are considered as hard constraints and stabilization/tracking requirements are considered as a soft constraint¹ in the optimization problem [3], [14]. While typical CBFs are confined to constant constraints, recently [15] presented control synthesis using time-varying CBFs to deal with time-varying hard output constraints. Nevertheless, CBF-based control synthesis requires exact knowledge of the system dynamics.

In the present paper, we propose a novel funnel-based control scheme capable of handling time-varying soft and hard (funnel-like) output constraints. First, we provide a novel online funnel planning scheme that constructs a Constraint Consistent Funnel (CCF) for each output of the system. Hard output constraints are always respected and soft output constraints are met only when they are not conflicting with the hard constraints. Then, a model-free robust controller is designed under a low-complexity PPC scheme to keep each

This work is supported by ERC CoG LEAFHOUND, H2020-ICT project CANOPIES, the KAW foundation, and the Swedish Research Council (VR).

F. Mehdifar and D. V. Dimarogonas are with the Division of Decision and Control Systems, KTH Royal Institute of Technology, Stockholm, Sweden. mehdifar@kth.se; dimos@kth.se

C. P. Bechlioulis is with the Division of Systems and Control of the Department of Electrical and Computer Engineering at University of Patras, Patra, Greece. chmpechl@upatras.gr

¹Note that under this scheme, the quality of the tracking/stabilization task is not predetermined (constrained), unlike the funnel-based control methods.

system's output within its corresponding (online) planned CCF. The controller design is provided for uncertain nonlinear Euler-Lagrangian systems, which constitute a large class of practical physical systems (mobile robotic vehicles, robot manipulators, etc.). To the best of the authors' knowledge, this is the first work that considers hard and soft constraints under funnel-based control designs. Moreover, concerning the existing time-varying CBF-based control synthesis methods our work provides model-free and more computationally tractable control laws (i.e., optimization-free) to deal with time-varying hard/soft output constraints.

II. PROBLEM FORMULATION

Consider the following Euler-Lagrange (EL) system:

$$\begin{cases} M(x)\dot{v} + C(x, v)v + g(x) + D(x)v = u + d(t), \\ y = x, \end{cases} \quad (1)$$

where $x := \text{col}(x_i) := [x_1, x_2, \dots, x_n]^\top \in \mathbb{R}^n$ and $v := \text{col}(v_i) = \dot{x}$ are the generalized coordinates and their velocities, respectively, $M(\cdot) : \mathbb{R}^n \rightarrow \mathbb{R}^{n \times n}$ is the inertia matrix, $C(\cdot) : \mathbb{R}^n \times \mathbb{R}^n \rightarrow \mathbb{R}^{n \times n}$ is the centrifugal and Coriolis forces matrix, $g(\cdot) : \mathbb{R}^n \rightarrow \mathbb{R}^n$ is the vector of gravitational forces, $D(\cdot) : \mathbb{R}^n \rightarrow \mathbb{R}^{n \times n}$ is the matrix of friction like terms, $d(\cdot) : \mathbb{R} \rightarrow \mathbb{R}^n$ is the vector of unknown bounded piecewise continuous external disturbances, $u \in \mathbb{R}^n$ and $y \in \mathbb{R}^n$ denote the control input and the output, respectively.

Assumption 1: $M(x), C(x, v), g(x), D(x)$, and the upper bound of $d(t)$ are unknown for the controller design.

The following property holds for the EL system (1):

Property 1: $M(\cdot)$ is symmetric and positive definite. Moreover, $M(x), g(x), D(x)$ are continuous over x and $C(x, v)$ is continuous over x and v .

Suppose that the outputs of (1) are required to satisfy the following time-varying constraints:

$$\underline{\rho}_i^h(t) < x_i(t) < \bar{\rho}_i^h(t), \quad i = \{1, \dots, n\}, \quad (2)$$

$$\underline{\rho}_i^s(t) < x_i(t) < \bar{\rho}_i^s(t), \quad i = \{1, \dots, n\}, \quad (3)$$

where $\underline{\rho}_i^h(\cdot), \bar{\rho}_i^h(\cdot), \underline{\rho}_i^s(\cdot), \bar{\rho}_i^s(\cdot) : \mathbb{R} \rightarrow \mathbb{R}, i = \{1, \dots, n\}$ are bounded continuously differentiable functions of time with bounded derivatives. Let $\underline{\rho}_i^h(t), \bar{\rho}_i^h(t)$ and $\underline{\rho}_i^s(t), \bar{\rho}_i^s(t)$ represent hard and soft constraints on $x_i(t)$, respectively.

Assumption 2 (Feasibility of hard/soft constraints): Let $\bar{\rho}_i^h(t) - \underline{\rho}_i^h(t) \geq \epsilon_i^h > 0$ and $\bar{\rho}_i^s(t) - \underline{\rho}_i^s(t) \geq \epsilon_i^s > 0$, $\forall t \geq 0, i = \{1, \dots, n\}$.

Note that under Assumption 2, inequalities (2) and (3) denote separate hard and soft constrained feasible time-varying funnels for $x_i(t)$. Hard and soft constraints on $x_i(t)$ are said to be *compatible* whenever both (2) and (3) can be satisfied at the same time (see Fig.1a). In other words, (2) and (3) on $x_i(t)$ are compatible at time t if both $\bar{\rho}_i^h(t) > \underline{\rho}_i^s(t)$ and $\bar{\rho}_i^s(t) > \underline{\rho}_i^h(t)$ hold.

Assumption 3: The hard (2) and soft (3) constraints are compatible at $t = 0$ and the initial conditions, $x_i(0), i = \{1, \dots, n\}$ satisfy both (2) and (3) at $t = 0$.

Problem (Hard and soft constrained funnel control): Given the aforementioned hard and soft output constraints in (2) and (3), design under Assumptions 1-3:

- 1) a continuous time-varying *Constraint Consistent Funnel* (CCF) with boundary functions $\rho_i^U(t), \rho_i^L(t) : \mathbb{R}_{\geq 0} \rightarrow \mathbb{R}$ for each output $x_i(t), i = \{1, \dots, n\}$, where $\rho_i^U(t) - \rho_i^L(t) \geq \epsilon_i^c > 0, \forall t \geq 0$ (funnel feasibility condition);
- 2) a robust model-free control law $u(t, x)$ to ensure:

$$\rho_i^L(t) < x_i(t) < \rho_i^U(t), \quad \forall t \geq 0, \quad i = \{1, \dots, n\}, \quad (4)$$

where constraint consistency of $\rho_i^U(t), \rho_i^L(t)$ means: (i) satisfaction of (4) always implies satisfaction of (2), i.e., (4) always respects the hard constraints (2), and (ii) whenever hard and soft constraints (2) and (3) are compatible, (4) ensures satisfaction of (3) (or *exponentially fast* recovery of (3), which will be explained in detail later), i.e., (4) respects (recovers) the soft constraints (3) only when its satisfaction is not conflicting with the hard constraints (2).

Fig.1 shows examples of *Constraint Consistent Regions* (CCRs) for $x_i(t)$, in which hard constraints are always satisfied and the soft constraints are met only when they are compatible with the hard constraints. As can be seen in Fig.1a, if hard and soft constraints are compatible for all $t \geq 0$, then the boundaries of the CCR can determine the boundary functions of a CCF in (4). However, this is not the case if hard and soft constraints become incompatible for a time interval since the upper or the lower boundary of the CCR becomes discontinuous and thus cannot be used to construct a feasible (well-defined) continuous CCF. For example, in Fig.1b the upper bound of the CCR is discontinuous. Hence, to have a continuous transition region for the evolution of $x_i(t)$, $\rho_i^U(t)$ in (4) needs to be designed (planned), as depicted in Fig.1b (dashed curve), while a continuous $\rho_i^L(t)$ can be directly determined by the lower boundary of the CCR.

Remark 1: In practical applications, soft constraints (3) can be considered as the required performance for reference tracking or stabilization, while hard constraints (2) can be considered as safety requirements. For example, consider a mobile robot in the plane whose motion is modeled by (1) and it requires to: (i) always remain in a box shaped region indicated by $|x_i(t)| < s_i, i = \{1, 2\}$ for safety consideration, and (ii) track a desired time-varying continuously differentiable reference trajectory $x_d(t) = [x_{d1}(t), x_{d2}(t)]^\top$, such that $|x_i(t) - x_{di}(t)| < \gamma_i(t), i = \{1, 2\}$, where $\gamma_i(t)$ indicate user-defined positive (performance) functions decaying to a sufficiently small neighborhood of zero, e.g., $\gamma_i(t) = (\rho_{0i} - \rho_{\infty i}) \exp(-l_i t) + \rho_{\infty i}$, in which $l_i, \rho_{\infty i} > 0$ determine the convergence rate and ultimate bound of the tracking errors, respectively, and $\rho_{0i} > |x_i(0) - x_{di}(0)|, i = \{1, 2\}$. Note that, in general, the desired trajectory $x_d(t)$ may not always be within the safe region. In this application example, (2) and (3) will become $-s_i < x_i(t) < s_i$ and $x_{di}(t) - \gamma_i(t) < x_i(t) < x_{di}(t) + \gamma_i(t), i = \{1, 2\}$, respectively.

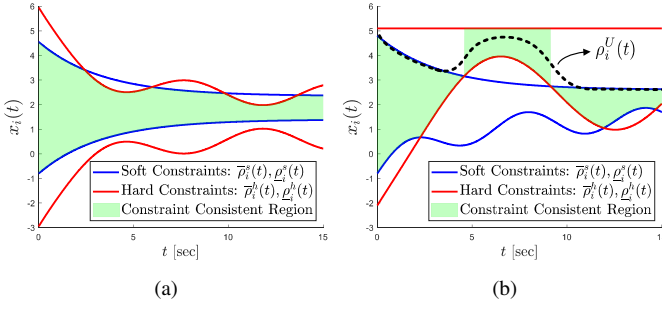


Fig. 1: (a) compatible ($\forall t \geq 0$), and (b) incompatible hard and soft constraints.

III. MAIN RESULTS

In this section, given the hard and soft constraints in (2) and (3), we will first propose an online funnel planning method to construct the constraint consistent feasible funnel boundary functions in (4). Then, we will design a robust model-free funnel-based control law using the prescribed performance control method to ensure (4).

A. Online Constraint Consistent Funnel Planning

Consider the hard and soft constraints in (2) and (3). Note that whenever hard and soft constraints are compatible one can simply choose $\rho_i^L(t) = \max_t\{\underline{\rho}_i^s(t), \underline{\rho}_i^h(t)\}$ and $\rho_i^U(t) = \min_t\{\bar{\rho}_i^s(t), \bar{\rho}_i^h(t)\}$, $i = \{1, \dots, n\}$ as proper candidates for CCF's boundary functions within which $x_i(t)$ is allowed to evolve²(see Fig.1a). However, whenever hard and soft constraints become incompatible for some time interval (see Fig.1b) the above choice leads to $\min_t\{\bar{\rho}_i^s(t), \bar{\rho}_i^h(t)\} \leq \max_t\{\underline{\rho}_i^s(t), \underline{\rho}_i^h(t)\}$, which gives an infeasible funnel in (4). In this respect, for each $x_i(t)$, $i = \{1, \dots, n\}$, we design $\rho_i^L(t)$ and $\rho_i^U(t)$ in (4) as follows:

$$\begin{cases} \rho_i^L(t) := \max_t\{\underline{\rho}_i^s(t) - \varphi_i^L(t), \underline{\rho}_i^h(t)\}, & (5a) \\ \rho_i^U(t) := \min_t\{\bar{\rho}_i^s(t) + \varphi_i^U(t), \bar{\rho}_i^h(t)\}, & (5b) \end{cases}$$

where $\varphi_i^L(t), \varphi_i^U(t) : \mathbb{R}_{\geq 0} \rightarrow \mathbb{R}_{\geq 0}$, $i = \{1, \dots, n\}$ are continuous nonnegative *modification signals* that are governed by the following dynamics:

$$\begin{cases} \dot{\varphi}_i^L = \frac{1}{2}(1 - \text{sign}(\eta_i^L - \mu)) \frac{1}{\eta_i^L + \varphi_i^L} - k_c \varphi_i^L, & (6a) \\ \dot{\varphi}_i^U = \frac{1}{2}(1 - \text{sign}(\eta_i^U - \mu)) \frac{1}{\eta_i^U + \varphi_i^U} - k_c \varphi_i^U, & (6b) \end{cases}$$

with $\varphi_i^L(0) = \varphi_i^U(0) = 0$, in which $\eta_i^L(t) = \bar{\rho}_i^h(t) - \underline{\rho}_i^s(t)$, $\eta_i^U(t) = \bar{\rho}_i^s(t) - \underline{\rho}_i^h(t)$, $i = \{1, \dots, n\}$, and $\mu, k_c > 0$ are user-defined arbitrary positive constants. The modification signals $\varphi_i^L(t), \varphi_i^U(t)$ in (5), adjust $\rho_i^L(t)$ and $\rho_i^U(t)$ whenever hard and soft constraints on $x_i(t)$ become conflicting so that the soft constraints (3) are violated in favor of satisfying the hard constraints (2).

In the sequel, we summarize the philosophy behind adopting (5) and (6), as well as the impact of choosing μ and k_c . Recall that when hard and soft constraints are compatible and

²By the notation \max_t (resp. \min_t) we denote taking \max (resp. \min) of their (time-varying) arguments with respect to time t .

$\varphi_i^L(t) = \varphi_i^U(t) = 0$, (5) determines continuous boundary functions of the CCF (4). Therefore, due to Assumption 3 and $\varphi_i^L(0) = \varphi_i^U(0) = 0$, (5) gives a feasible CCF for $x_i(t)$ at $t = 0$. Note that, the hard and soft constraints (2) and (3) become conflicting (incompatible) when there exists $t > 0$ such that: (i) $\bar{\rho}_i^h(t) - \underline{\rho}_i^s(t) < 0$ or (ii) $\bar{\rho}_i^s(t) - \underline{\rho}_i^h(t) < 0$, which lead to discontinuous CCR boundaries as mentioned in Section II (see Fig.1b). Now consider case (ii) and let $\bar{\rho}_i^s(t) < \bar{\rho}_i^h(t)$, $\forall t \geq 0$ (as it is illustrated in Fig.1b). Based on a user-defined minimal distance $\mu > 0$ between $\underline{\rho}_i^h(t)$ and $\bar{\rho}_i^s(t)$, the idea is to design a triggering process, by which $\rho_i^U(t)$ in (5b) starts disregarding the soft constraint $\bar{\rho}_i^s(t)$, thus allowing the output $x_i(t)$ to enter the region $\bar{\rho}_i^s(t) < x_i(t) < \bar{\rho}_i^s(t) + \varphi_i^U(t)$. In this respect, as soon as $\bar{\rho}_i^s(t) - \underline{\rho}_i^h(t) \leq \mu$, the term $1/(\eta_i^U + \varphi_i^U) = 1/((\bar{\rho}_i^s + \varphi_i^U) - \underline{\rho}_i^h)$ in (6b) becomes active and sufficiently increases $\varphi_i^U(t)$. Note that the magnitude of μ determines the level of conservatism for triggering the process of disregarding the soft constraints when hard and soft constraints tend to become conflicting. On the other hand, whenever the conflict between hard and soft constraints is resolved (i.e., $\bar{\rho}_i^s(t) - \underline{\rho}_i^h(t) > \mu$), (6b) reduces to $\dot{\varphi}_i^U = -k_c \varphi_i^U$ and ensures exponential convergence of $\varphi_i^U(t)$ to zero. Owing to (6b), this allows $\rho_i^U(t)$ to converge exponentially towards $\bar{\rho}_i^s(t)$ (i.e., the violated soft constraint gets *recovered exponentially fast*). In this case, the rate of convergence of $\rho_i^U(t)$ to the soft constraint $\bar{\rho}_i^s(t)$ can be adjusted by tuning k_c . Moreover, a larger k_c can impede the growth of $\varphi_i^U(t)$ (also $\varphi_i^L(t)$), leading to a less conservative violation of the soft constraints. Finally, notice that if at some time $\varphi_i^U(t)$ increases such that $\bar{\rho}_i^s(t) + \varphi_i^U(t) > \bar{\rho}_i^h(t)$, according to (5b), $\rho_i^U(t)$ will become equal to $\bar{\rho}_i^h(t)$ to respect the hard constraint and due to Assumption 2 the CCF's boundaries $\rho_i^L(t) = \underline{\rho}_i^h(t)$ and $\rho_i^U(t) = \bar{\rho}_i^h(t)$ will remain feasible. In a similar fashion, one can justify the modification of $\rho_i^L(t)$ in (5a). Finally, we emphasize that $\rho_i^L(t)$ and $\rho_i^U(t)$, $i = \{1, \dots, n\}$ obtained from (5) are continuous (but in general nonsmooth) functions of time. Moreover, from (6), $\dot{\varphi}_i^L(t)$ and $\dot{\varphi}_i^U(t)$ are piecewise continuous functions of time.

Lemma 1: Under Assumptions 2 and 3, equations (5) and (6) construct $\rho_i^L(t)$ and $\rho_i^U(t)$ such that: (i) $\rho_i^L, \dot{\rho}_i^L, \rho_i^U, \dot{\rho}_i^U \in \mathcal{L}_\infty$ (are bounded signals), and (ii) $\rho_i^U(t) - \rho_i^L(t) \geq \epsilon_i^c > 0$, $\forall t \geq 0$, $i = \{1, \dots, n\}$.

Proof: First, we establish $\varphi_i^L, \dot{\varphi}_i^L \in \mathcal{L}_\infty$, $i = \{1, \dots, n\}$. Consider $\dot{\varphi}_i^L$ given by (6a), which operates in two modes:

Mode I. When $\eta_i^L(t) > \mu$, (6a) reduces to $\dot{\varphi}_i^L = -k_c \varphi_i^L$, thus $\varphi_i^L(t)$ becomes exponentially stable and $\varphi_i^L, \dot{\varphi}_i^L \in \mathcal{L}_\infty$.

Mode II. When $\eta_i^L(t) \leq \mu$, the first term on the right hand-side of (6a) is active. It holds that if $\eta_i^L(t) + \varphi_i^L(t) \rightarrow 0$ (does not converge to zero), then $\dot{\varphi}_i^L \in \mathcal{L}_\infty$. Note that, by assumption we have $\bar{\rho}_i^h, \dot{\bar{\rho}}_i^h, \underline{\rho}_i^s, \dot{\underline{\rho}}_i^s \in \mathcal{L}_\infty$, which leads to $\eta_i^L, \dot{\eta}_i^L \in \mathcal{L}_\infty$. Now, let $\eta_i^L(t) + \varphi_i^L(t) \rightarrow 0$, which also indicates $\dot{\eta}_i^L + \dot{\varphi}_i^L < 0$ or $\dot{\eta}_i^L + \dot{\varphi}_i^L > 0$ depending on the sign of $\eta_i^L(t) + \varphi_i^L(t)$ at Mode II's activation time. Owing to (6a), $\eta_i^L(t) + \varphi_i^L(t) \rightarrow 0$ leads to $\dot{\varphi}_i^L \rightarrow +\infty$, which

also requires $\dot{\eta}_i^L \rightarrow -\infty$ or $\dot{\eta}_i^L \rightarrow +\infty$, however, this is a contradiction, since we had assumed $\dot{\eta}_i^L \in \mathcal{L}_\infty$. Therefore, $\eta_i^L(t) + \varphi_i^L(t) \nrightarrow 0$ and $\dot{\varphi}_i^L \in \mathcal{L}_\infty$. Now let $\varphi_i^L \rightarrow +\infty$ (resp. $\varphi_i^L \rightarrow -\infty$), since $\eta_i^L \in \mathcal{L}_\infty$, from (6a) we get $\dot{\varphi}_i^L(t) \rightarrow -\infty$ (resp. $\dot{\varphi}_i^L(t) \rightarrow +\infty$), which contradicts the infinite growth of φ_i^L , thus $\varphi_i^L \in \mathcal{L}_\infty$.

Next we prove that if $\varphi_i^L(0) \geq 0$, indeed we will have $\eta_i^L(t) + \varphi_i^L(t) \geq \epsilon_i^L > 0$ (ϵ_i^L is a positive constant) and $\varphi_i^L(t) \geq 0, \forall t \geq 0, i = \{1, \dots, n\}$. Consider a sequence of switching times between Modes I and II in (6a): $\{t_1, \dots, t_j\}, j \in \mathbb{N}$, where $0 < t_1 < \dots < t_j$. Notice that Zeno behavior is excluded as $\eta_i^L(t)$ and $\eta_i^U(t)$ in (6) are continuous time-varying signals independent of φ_i^L and φ_i^U . Now consider two cases:

Case I. Suppose that at $t = 0$ (6a) starts evolving under Mode I (that means $\eta_i^L(0) > \mu$). In this case, since (6a) in Mode I is an exponentially stable system if $\varphi_i^L(0) \geq 0$, then $\varphi_i^L(t) \geq 0$ for all $t \leq t_1$. As soon as Mode II becomes active at time $t = t_1$, we have $\eta_i^L(t_1) = \mu > 0$ and $\varphi_i^L(t_1) \geq 0$. Since it is proved that $\eta_i^L(t) + \varphi_i^L(t) \nrightarrow 0$, for $t_1 \leq t \leq t_2$ and we also have $\eta_i^L(t_1) + \varphi_i^L(t_1) > 0$, we can infer that there exists a $\epsilon_i^L > 0$ such that $\eta_i^L(t) + \varphi_i^L(t) \geq \epsilon_i^L > 0$, for $t_1 \leq t \leq t_2$. Moreover, as $\eta_i^L(t) + \varphi_i^L(t) > 0$, for $t_1 \leq t \leq t_2$, if $\varphi_i^L(t) = 0$ for $t \in [t_1, t_2]$, $\dot{\varphi}_i^L(t)$ in (6a) (operating in Mode II) will remain positive and prevents $\varphi_i^L(t)$ from getting negative, thus $\varphi_i^L(t) \geq 0$, for $t_1 \leq t \leq t_2$. Followed by this, when (6a) switches to Mode I at $t = t_3$, again we will have $\varphi_i^L(t_3) \geq 0$, and $\eta_i^L(t_3) > \mu > 0$ so the above results can be repeatedly extended for any $t \geq t_3$. Therefore, $\eta_i^L(t) + \varphi_i^L(t) \geq \epsilon_i^L > 0$ and $\varphi_i^L(t) \geq 0, \forall t \geq 0$.

Case II. Now this time suppose that at $t = 0$ (6a) starts running under Mode II (that means $\eta_i^L(0) \leq \mu$). Note that due to Assumption 3 we have $\eta_i^L(0) > 0$. Therefore, similarly to Case I, we can prove that $\eta_i^L(t) + \varphi_i^L(t) \geq \epsilon_i^L > 0$ and $\varphi_i^L(t) \geq 0, \forall t \geq 0$.

In a similar fashion, based on (6b) one can show that: (i) $\eta_i^U(t) + \varphi_i^U(t) \nrightarrow 0$ and $\varphi_i^U, \dot{\varphi}_i^U \in \mathcal{L}_\infty$, (ii) $\eta_i^U(t) + \varphi_i^U(t) \geq \epsilon_i^U > 0$, and (iii) the nonnegativity of $\varphi_i^U(t)$ (i.e., $\varphi_i^U(t) \geq 0$), $\forall t \geq 0, i = \{1, \dots, n\}$.

Owing to (5), we know that $\dot{\rho}_i^L(t) \in \{\dot{\rho}_i^s(t) - \dot{\varphi}_i^L(t), \dot{\rho}_i^h(t)\}$ and $\dot{\rho}_i^U(t) \in \{\dot{\rho}_i^s(t) + \dot{\varphi}_i^U(t), \dot{\rho}_i^h(t)\}$. Since $\dot{\rho}_i^s, \dot{\rho}_i^h, \dot{\rho}_i^s, \dot{\rho}_i^h \in \mathcal{L}_\infty$ and $\dot{\varphi}_i^L, \dot{\varphi}_i^U \in \mathcal{L}_\infty$ hold, we get $\dot{\rho}_i^L, \dot{\rho}_i^U \in \mathcal{L}_\infty, \forall t \geq 0, i = \{1, \dots, n\}$. Moreover, followed by $\underline{\rho}_i^s, \underline{\rho}_i^h, \bar{\rho}_i^s, \bar{\rho}_i^h \in \mathcal{L}_\infty$ and boundedness of φ_i^L, φ_i^U , (5) establishes $\rho_i^L, \rho_i^U \in \mathcal{L}_\infty, \forall t \geq 0, i = \{1, \dots, n\}$.

Finally, from (5) we get $\rho_i^U(t) - \rho_i^L(t) \in \{\bar{\rho}_i^h - \underline{\rho}_i^h, \bar{\rho}_i^h - \underline{\rho}_i^s + \varphi_i^L, \bar{\rho}_i^s - \underline{\rho}_i^h + \varphi_i^U, \bar{\rho}_i^s - \underline{\rho}_i^s + \varphi_i^U + \varphi_i^L\}$, where due to Assumption 2 and the nonnegativity of $\varphi_i^U(t), \varphi_i^L(t)$, the first and the fourth elements are lower bounded by a positive constant. Moreover, the second and third elements of the above set are always lower bounded by a positive constant, owing to $\eta_i^L(t) + \varphi_i^L(t) \geq \epsilon_i^L > 0$ and $\eta_i^U(t) + \varphi_i^U(t) \geq \epsilon_i^U > 0$, respectively. Therefore, there exists a positive constant $\epsilon_i^c = \min\{\epsilon_i^h, \epsilon_i^s, \epsilon_i^L, \epsilon_i^U\}$ such that $\rho_i^U(t) - \rho_i^L(t) \geq \epsilon_i^c > 0, \forall t \geq 0, i = \{1, \dots, n\}$. ■

Remark 2 (Smooth CCF): The online funnel planning

scheme given by (5) and (6) provides a continuous but (in general) nonsmooth CCF, which can lead to continuous but nonsmooth control inputs under funnel-based control design methods. There are two sources for nonsmoothness in $\rho_i^L(t), \rho_i^U(t)$: (i) the nonsmooth switch in (6) and (ii) the nonsmooth max and min operators in (5). To generate smooth $\rho_i^L(t), \rho_i^U(t)$ we can use smooth switching mechanisms instead of the nonsmooth ones in (6). In this respect, $\text{sign}(\eta_i^L - \mu)$ and $\text{sign}(\eta_i^U - \mu)$ in (6) can be replaced by $\tanh(\kappa(\eta_i^L - \mu))$ and $\tanh(\kappa(\eta_i^U - \mu))$, respectively, where a larger $\kappa > 0$ captures the $\text{sign}(\cdot)$ function behavior better. Moreover, instead of nonsmooth max and min operators in (5), one can utilize their smooth *over-* and *under-*approximations as follows:

$$\begin{aligned} \rho_i^L(t) &:= \frac{1}{\nu} \ln \left[e^{(\nu(\underline{\rho}_i^s(t) - \varphi_i^L(t)))} + e^{(\nu \underline{\rho}_i^h(t))} \right] \\ &> \max_t \{ \underline{\rho}_i^s(t) - \varphi_i^L(t), \underline{\rho}_i^h(t) \}, \end{aligned} \quad (7a)$$

$$\begin{aligned} \rho_i^U(t) &:= -\frac{1}{\nu} \ln \left[e^{(-\nu(\bar{\rho}_i^s(t) + \varphi_i^U(t)))} + e^{(-\nu \bar{\rho}_i^h(t))} \right] \\ &< \min_t \{ \bar{\rho}_i^s(t) + \varphi_i^U(t), \bar{\rho}_i^h(t) \}, \end{aligned} \quad (7b)$$

where a larger $\nu > 0$ gives a closer approximation. Note that using a very small ν in (7) might lead to a very conservative inner-approximation of the original (feasible) CCF, thus jeopardizing its feasibility, while a very large ν might lead to instability in numerical calculations.

B. Funnel-Based Controller Design

Now we design a low-complexity model-free robust funnel controller using a Prescribed Performance Control (PPC) method similar to [11] to ensure that the output signals $x_i(t), i = \{1, \dots, n\}$ will always remain within the online planned (in general asymmetric) CCF (4). The EL system (1) can be re-written in state-space form as follows:

$$\begin{cases} \dot{x} = v, \\ \dot{v} = M^{-1}(x)(-C(x, v)v - g(x) - D(x)v + u + d(t)). \end{cases} \quad (8)$$

The controller design is two-fold: **(I)** velocity-level control design, and **(II)** acceleration-level control design.

Step I-a. Given the initial condition $x(0)$ and hard constraints (2) at $t = 0$, determine boundary functions $\underline{\rho}_i^s(t), \bar{\rho}_i^s(t)$ of the soft constraints in (3) (i.e., user defined performance constraints) according to the control application (e.g., see Remark 1) such that conditions in Assumption 3 are met.

Step I-b. Define the normalized (w.r.t. the asymmetric funnel given by (4)) system outputs as $\hat{x}(t, x) = \text{col}(\hat{x}_i(t, x_i)) \in \mathbb{R}^n$, where:

$$\hat{x}_i(t, x_i) := \frac{x_i - \frac{1}{2}(\rho_i^U(t) + \rho_i^L(t))}{\frac{1}{2}(\rho_i^U(t) - \rho_i^L(t))}, \quad i = \{1, \dots, n\}, \quad (9)$$

in which $\hat{x}_i \in (-1, 1)$ when $x_i \in (\rho_i^L(t), \rho_i^U(t))$. Moreover, define control related signals $\xi_x := \text{diag}(\xi_{x_i}(t, \hat{x}_i)) \in \mathbb{R}^{n \times n}$

and $\varepsilon_x = \text{col}(\varepsilon_{x_i}(\hat{x}_i)) \in \mathbb{R}^n$, where:

$$\xi_{x_i}(t, \hat{x}_i) := \frac{4}{(\rho_i^U(t) - \rho_i^L(t))(1 - \hat{x}_i^2)}, \quad (10a)$$

$$\varepsilon_{x_i}(\hat{x}_i) = T(\hat{x}_i) := \ln \left(\frac{1 + \hat{x}_i}{1 - \hat{x}_i} \right). \quad (10b)$$

Finally, design the desired reference velocity vector as:

$$v_d(t, \hat{x}) := -k_x \xi_{x_i} \varepsilon_x, \quad (11)$$

with $k_x > 0$, where $v_d(t, \hat{x}) = \text{col}(v_{d_i}(t, \hat{x}_i)) \in \mathbb{R}^n$.

Step II-a. Define the velocity errors vector $e_v := \text{col}(e_{v_i}) = v - v_d \in \mathbb{R}^n$. Now the objective is to design the acceleration level controller u in (8) to compensate the velocity errors by enforcing a (optionally symmetric) exponentially narrowing funnel on $e_{v_i}(t)$ indicated by:

$$-\gamma_i^v(t) < e_{v_i}(t) < \gamma_i^v(t), \quad \forall t \geq 0, \quad i = \{1, \dots, n\}, \quad (12)$$

where $\gamma_i^v(\cdot) : \mathbb{R} \rightarrow \mathbb{R}_{>0}$, $i = \{1, \dots, n\}$ are continuously differentiable positive performance functions for the velocity errors, which decay to a small neighborhood of zero. A possible choice for $\gamma_i^v(t)$ is $(\rho_{0_i}^v - \rho_{\infty_i}^v) \exp(-l_i^v t) + \rho_{\infty_i}^v$, where $l_i^v, \rho_{\infty_i}^v$ are user-defined positive constants and $\rho_{0_i}^v > |e_{v_i}(0)|$ that ensures $e_{v_i}(0) \in (-\gamma_i^v(0), \gamma_i^v(0))$, $i = \{1, \dots, n\}$.

Step II-b. Similarly to the first step, define the normalized (w.r.t. the symmetric funnel given by (12)) velocity errors as $\hat{e}_v(t, e_v) = \text{col}(\hat{e}_{v_i}(t, e_{v_i})) \in \mathbb{R}^n$, where:

$$\hat{e}_{v_i}(t, e_{v_i}) := \frac{e_{v_i}}{\gamma_i^v(t)}, \quad i = \{1, \dots, n\}, \quad (13)$$

in which $\hat{e}_{v_i} \in (-1, 1)$ when $e_{v_i} \in (-\gamma_i^v(t), \gamma_i^v(t))$. In addition, define control related signals $\xi_v := \text{diag}(\xi_{v_i}(t, \hat{e}_{v_i})) \in \mathbb{R}^{n \times n}$ and $\varepsilon_v = \text{col}(\varepsilon_{v_i}(\hat{e}_{v_i})) \in \mathbb{R}^n$, where:

$$\xi_{v_i}(t, \hat{e}_{v_i}) := \frac{2}{\gamma_i^v(t)(1 - \hat{e}_{v_i}^2)}, \quad (14a)$$

$$\varepsilon_{v_i}(\hat{e}_{v_i}) = T(\hat{e}_{v_i}) := \ln \left(\frac{1 + \hat{e}_{v_i}}{1 - \hat{e}_{v_i}} \right). \quad (14b)$$

Finally, design the control input u for (8) as:

$$u(t, \hat{e}_v) := -k_v \xi_v \varepsilon_v, \quad (15)$$

with $k_v > 0$, where $u(t, \hat{e}_v) = \text{col}(u_i(t, \hat{e}_{v_i})) \in \mathbb{R}^n$.

Remark 3: The prescribed performance control technique guarantees prescribed transient and steady-state performance specifications that are encapsulated by a time-varying funnel condition as in (4) (or (12)). The basic idea is to enforce the normalized state in (9) (resp. normalized error in (13)) to remain strictly within the set $(-1, 1)$. This is achieved through exploiting a smooth, strictly increasing, bijective nonlinear mapping function $T(\cdot) : (-1, 1) \rightarrow (-\infty, +\infty)$, as in (11) (resp. (14b)), which transforms the state (resp. error) from constrained space $(-1, 1)$ to an unconstrained one over \mathbb{R} . In particular when $x_i(0) \in (\rho_i^L(0), \rho_i^U(0))$ (resp. $e_{v_i}(0) \in (-\gamma_i^v(0), \gamma_i^v(0))$), the mapped signal $\varepsilon_{x_i}(\hat{x}_i)$ (resp. $\varepsilon_{v_i}(\hat{e}_{v_i})$) is initially well-defined. In this case, it is not difficult to verify that simply maintaining boundedness of the mapped signal $\varepsilon_{x_i}(\hat{x}_i)$ (resp. $\varepsilon_{v_i}(\hat{e}_{v_i})$) for all $t \geq 0$ is equivalent to ensuring $\hat{x}_i(t) \in (-1, 1)$ (resp. $\hat{e}_{v_i}(t) \in (-1, 1)$).

C. Stability Analysis

The following theorem summarizes the main result of this paper, where it is proven that the proposed feedback control law (15) is capable of maintaining $x_i(t)$, $i = \{1, \dots, n\}$ within the online planned CCFs in Section III-A, thus solving the robust hard and soft output constrained funnel control problem for uncertain EL systems.

Theorem 1: Consider the Euler-Lagrange system (1) with hard and soft output constraints (2) and (3) under Assumptions 1, 2 and 3. Given $\rho_i^L(t), \rho_i^U(t)$, $i = \{1, \dots, n\}$ obtained from the constraint consistent online funnel planning scheme in (5) and (6), the feedback control law (15) guarantees satisfaction of $\rho_i^L(t) < x_i(t) < \rho_i^U(t)$, $\forall t \geq 0$, $i = \{1, \dots, n\}$, as well as boundedness of all closed-loop signals.

Proof: The proof comprises of three phases. First, we show that $\hat{x}_i(t, x_i)$, and $\hat{e}_{v_i}(t, e_{v_i})$, $i = \{1, \dots, n\}$ remain within $(-1, 1)$ for a specific time interval $[0, \tau_{\max})$ (i.e., the existence and uniqueness of maximal solutions). Next, we prove that the proposed control scheme guarantees, for all $[0, \tau_{\max})$: (i) the boundedness of all closed loop signals as well as (ii) that $\hat{x}_i(t, x_i)$, and $\hat{e}_{v_i}(t, e_{v_i})$ remain strictly in a compact subset of $(-1, 1)$, which leads to $\tau_{\max} = \infty$ (i.e., forward completeness), thus finalizing the proof.

Differentiating \hat{x}_i (9) and \hat{e}_{v_i} (13) yields:

$$\dot{\hat{x}}_i = \frac{2}{\rho_i^U - \rho_i^L} [v_i - \frac{1}{2} ((\dot{\rho}_i^U + \dot{\rho}_i^L) + \hat{x}_i(\dot{\rho}_i^U - \dot{\rho}_i^L))], \quad (16a)$$

$$\dot{\hat{e}}_{v_i} = (\gamma_i^v)^{-1} [\dot{e}_{v_i} - \dot{\gamma}_i^v \hat{e}_{v_i}], \quad i = \{1, \dots, n\}. \quad (16b)$$

Define $\rho_m := \text{diag}(\rho_i^U - \rho_i^L) \in \mathbb{R}^{n \times n}$, $\rho_a := \text{col}(\rho_i^U + \rho_i^L) \in \mathbb{R}^n$, $\gamma^v := \text{diag}(\gamma_i^v) \in \mathbb{R}^{n \times n}$, then the above equations can be written in stacked form as:

$$\dot{\hat{x}} = 2(\rho_m(t))^{-1} (v - \frac{1}{2} (\dot{\rho}_a(t) - \dot{\rho}_m(t) \hat{x})), \quad (17a)$$

$$\dot{\hat{e}}_v = (\gamma^v(t))^{-1} (\dot{e}_v - \dot{\gamma}^v(t) \hat{e}_v). \quad (17b)$$

Now employing (8), as well as the fact that $v = v_d + \gamma^v \hat{e}_v$, $\dot{e}_v = \dot{v} - \dot{v}_d$, and substituting (11) and (15) into (17) gives:

$$\begin{aligned} \dot{\hat{x}} &:= h_{\hat{x}}(t, \hat{x}, \hat{e}_v) \\ &= 2(\rho_s(t))^{-1} [v_d(t, \hat{x}) + \gamma_v(t) \hat{e}_v - \frac{1}{2} (\dot{\rho}_a(t) - \dot{\rho}_m(t) \hat{x})], \\ \dot{\hat{e}}_v &:= h_{\hat{e}_v}(t, \hat{x}, \hat{e}_v) = (\gamma^v(t))^{-1} [M^{-1}(x) (-C(x, v)v - g(x) \\ &\quad - D(x)v + u(t, \hat{e}_v) + d(t)) - \dot{v}_d(t, \hat{x}) - \dot{\gamma}^v(t) \hat{e}_v]. \end{aligned}$$

Note that in the above equations, based on (9), x can be rewritten as $x(t, \hat{x})$. Moreover, from $v = v_d + \gamma^v \hat{e}_v$, and (11) we have $v = v(t, \hat{x}, \hat{e}_v)$. Thus, the closed-loop dynamical system of $[\hat{x}, \hat{e}_v]^\top$ can be written in compact form as:

$$\begin{bmatrix} \dot{\hat{x}} \\ \dot{\hat{e}}_v \end{bmatrix} = \begin{bmatrix} h_{\hat{x}}(t, \hat{x}, \hat{e}_v) \\ h_{\hat{e}_v}(t, \hat{x}, \hat{e}_v) \end{bmatrix} =: h(t, \hat{x}, \hat{e}_v). \quad (19)$$

Let us also define an open set $\Omega_h = \Omega_{\hat{x}} \times \Omega_{\hat{e}_v} \subset \mathbb{R}^{2n}$ with $\Omega_{\hat{x}} = \Omega_{\hat{e}_v} = \underbrace{(-1, 1) \times \dots \times (-1, 1)}_{n\text{-times}}$.

Phase I. It is clear that the set Ω_h is nonempty and open. Followed by Assumption 3 and usage of (5), $x_i(0)$, $i = \{1, \dots, n\}$ satisfy (4) at $t = 0$, which based on (9) ensures

$\hat{x}(0) \in \Omega_{\hat{x}}$. Moreover, followed by (13), selecting $\rho_{0_i}^v > |e_{v_i}(0)|$ in $\gamma_i^v(t)$, $i = \{1, \dots, n\}$ guarantees $e_{v_i}(0)$ to satisfy (12) at $t = 0$, which leads to $\hat{e}_v(0) \in \Omega_{\hat{e}_v}$ based on (13). Additionally, $h(t, \hat{x}, \hat{e}_v)$ is piecewise continuous on t and locally Lipschitz on $[\hat{x}, \hat{e}_v]^\top$ over the set Ω_h . Therefore, the hypotheses of Theorem 54 in [16, p. 476] hold and the existence and uniqueness of a maximal solution $[\hat{x}(t), \hat{e}_v(t)]^\top$ of (19) for a time interval $[0, \tau_{\max})$ such that $[\hat{x}(t), \hat{e}_v(t)]^\top \in \Omega_h, \forall t \in [0, \tau_{\max})$ is guaranteed. Accordingly, $\hat{x}(t) \in \Omega_{\hat{x}}$ and $\hat{e}_v(t) \in \Omega_{\hat{e}_v}, \forall t \in [0, \tau_{\max})$. As a result, we can further infer that $x_i(t)$ and $e_{v_i}(t), i = \{1, \dots, n\}$ are bounded for all $t \in [0, \tau_{\max})$ as in (4) and (12), respectively.

Phase II. Owing to $\hat{x}(t) \in \Omega_{\hat{x}}$ and $\hat{e}_v(t) \in \Omega_{\hat{e}_v}, \forall t \in [0, \tau_{\max})$, which reveal $\hat{x}_i(t) \in (-1, 1)$ and $\hat{e}_{v_i}(t) \in (-1, 1), \forall t \in [0, \tau_{\max})$, $\xi_{x_i}, \xi_{v_i}, i = \{1, \dots, n\}$ in (10a) and (14a) are lower bounded by a positive constant $\forall t \in [0, \tau_{\max})$. Moreover, the signals ε_{x_i} and ε_{v_i} , defined in (10b) and (14b), are well-defined for all $t \in [0, \tau_{\max})$.

Step 1: Consider the following positive definite and radially unbounded Lyapunov function candidate: $V_1 = \frac{1}{2} \varepsilon_x^\top \varepsilon_x$. Differentiating V_1 with respect to time, substituting (17a), (8), (11), and exploiting (10a) and diagonality of ξ_x gives:

$$\begin{aligned} \dot{V}_1 &= \varepsilon_x^\top \xi_x [-k_x \xi_x \varepsilon_x + \gamma_v \hat{e}_v - \frac{1}{2}(\dot{\rho}_a + \dot{\rho}_m \hat{x})] \\ &\leq -k_x \|\xi_x\|^2 \|\varepsilon_x\|^2 + \|\xi_x\| \|\varepsilon_x\| \|\Psi\|, \end{aligned} \quad (20)$$

where $\Psi = \gamma_v \hat{e}_v - \frac{1}{2}(\dot{\rho}_a + \dot{\rho}_m \hat{x}) \in \mathbb{R}^n$. From Phase I we have $\hat{e}_v, \hat{x} \in \mathcal{L}_\infty, \forall t \in [0, \tau_{\max})$. Moreover, Lemma 1 indicates $\dot{\rho}_a, \dot{\rho}_m \in \mathcal{L}_\infty, \forall t \geq 0$, and $\gamma_v \in \mathcal{L}_\infty$ by construction. Hence, $\Psi \in \mathcal{L}_\infty, \forall t \in [0, \tau_{\max})$. Let $0 < \theta_x < k_x$ and $\sigma_x := k_x - \theta_x > 0$ be constants; thus adding and subtracting $\theta_x \|\xi_x\|^2 \|\varepsilon_x\|^2$ to the right-hand side of (20) yields:

$$\begin{aligned} \dot{V}_1 &\leq -\sigma_x \|\xi_x\|^2 \|\varepsilon_x\|^2 - \|\xi_x\| \|\varepsilon_x\| (\theta_x \|\xi_x\| \|\varepsilon_x\| - \|\Psi\|) \\ &= -\sigma_x \|\xi_x\|^2 \|\varepsilon_x\|^2, \quad \forall \|\varepsilon_x\| \geq \frac{\|\Psi\|}{\theta_x \|\xi_x\|}, \quad \forall t \in [0, \tau_{\max}), \end{aligned}$$

which, indicates that ε_x is Uniformly Ultimately Bounded (UBB) [17, Theorem 4.18], thus there exists an ultimate bound $\bar{\varepsilon}_x \in \mathbb{R}_{>0}$ independent of τ_{\max} such that $\|\varepsilon_x\| \leq \bar{\varepsilon}_x$ for $\forall t \in [0, \tau_{\max})$. Moreover, by taking the inverse logarithmic function of (10b) and exploiting $\bar{\varepsilon}_x$, we obtain:

$$-1 < \frac{e^{-\bar{\varepsilon}_x} - 1}{e^{-\bar{\varepsilon}_x} + 1} =: \underline{b}_{\hat{x}_i} \leq \hat{x}_i(t) \leq \bar{b}_{\hat{x}_i} := \frac{e^{\bar{\varepsilon}_x} - 1}{e^{\bar{\varepsilon}_x} + 1} < 1, \quad (21)$$

for all $t \in [0, \tau_{\max}), i = \{1, \dots, n\}$. Thus, based on (10a), $\xi_x \in \mathcal{L}_\infty, \forall t \in [0, \tau_{\max})$, hence, the designed desired reference velocity vector v_d in (11), remains bounded for all $t \in [0, \tau_{\max})$. Moreover, invoking $v = v_d + \gamma^v \hat{e}_v$, we also conclude that $v(t) \in \mathcal{L}_\infty, \forall t \in [0, \tau_{\max})$. Finally, by taking the time derivative of $v_d(t, \hat{x})$, substituting (17a) and utilizing (21) and Lemma 1, it is straightforward to deduce $\dot{v}_d \in \mathcal{L}_\infty$ for all $t \in [0, \tau_{\max})$ as well.

Step 2: Consider the following positive definite and radially unbounded Lyapunov function candidate: $V_2 = \frac{1}{2} \varepsilon_v^\top \varepsilon_v$. Differentiating V_2 with respect to time, substituting (17a),

(8), (15), and exploiting (17b) and diagonality of ξ_v yields:

$$\begin{aligned} \dot{V}_2 &= \varepsilon_v^\top \xi_v [-M^{-1} k_v \xi_v \varepsilon_v - M^{-1} ((C + D)(v_d + \gamma_v \hat{e}_v) \\ &\quad + g - d) - \dot{v}_d - \dot{\gamma}^v \hat{e}_v] \\ &\leq -k_v \lambda \|\xi_v\|^2 \|\varepsilon_v\|^2 + \|\xi_v\| \|\varepsilon_v\| \|\Gamma\|, \end{aligned} \quad (22)$$

where λ is the minimum eigenvalue of the positive definite matrix M^{-1} and $\Gamma := M^{-1}((C + D)(v_d + \gamma_v \hat{e}_v) + g - d) - \dot{v}_d - \dot{\gamma}^v \hat{e}_v$. Note that we have already showed $x, v \in \mathcal{L}_\infty, \forall t \in [0, \tau_{\max})$ in Phase I and Step 1 of Phase II, thus, Property 1 for EL system (1) indicates boundlessness of the EL system's matrices and vectors; that is $\|C(x, v)\|, \|g(x)\|, \|D(x)\|, \|M^{-1}(x)\| \in \mathcal{L}_\infty$ for all $t \in [0, \tau_{\max})$. As a result, owing to $x, v \in \mathcal{L}_\infty, \forall t \in [0, \tau_{\max})$ and Property 1 of (1), boundedness of $d(t), \dot{\gamma}^v, \forall t \geq 0$, as well as boundedness of $\dot{v}_d, \hat{e}_v, \forall t \in [0, \tau_{\max})$ established in Phase I and Phase II-Step 1, we have $\Gamma \in \mathcal{L}_\infty, \forall t \in [0, \tau_{\max})$. Now let $0 < \theta_v < k_v \lambda$ and $\sigma_v := k_v \lambda - \theta_v > 0$ be constants; thus adding and subtracting $\theta_v \|\xi_v\|^2 \|\varepsilon_v\|^2$ in the right-hand side of (22) yields:

$$\begin{aligned} \dot{V}_2 &\leq -\sigma_v \|\xi_v\|^2 \|\varepsilon_v\|^2 - \|\xi_v\| \|\varepsilon_v\| (\theta_v \|\xi_v\| \|\varepsilon_v\| - \|\Gamma\|) \\ &= -\sigma_v \|\xi_v\|^2 \|\varepsilon_v\|^2, \quad \forall \|\varepsilon_v\| \geq \frac{\|\Gamma\|}{\theta_v \|\xi_v\|}, \quad \forall t \in [0, \tau_{\max}), \end{aligned}$$

which concludes that ε_v is UBB [17], hence, there exists an ultimate bound $\bar{\varepsilon}_v \in \mathbb{R}_{>0}$ independent of τ_{\max} such that $\|\varepsilon_v\| \leq \bar{\varepsilon}_v$ for $\forall t \in [0, \tau_{\max})$. Similarly to Step 1, taking the inverse of (10b), and using $\bar{\varepsilon}_v$ leads to:

$$-1 < \frac{e^{-\bar{\varepsilon}_v} - 1}{e^{-\bar{\varepsilon}_v} + 1} =: \underline{b}_{\hat{e}_{v_i}} \leq \hat{e}_{v_i}(t) \leq \bar{b}_{\hat{e}_{v_i}} := \frac{e^{\bar{\varepsilon}_v} - 1}{e^{\bar{\varepsilon}_v} + 1} < 1, \quad (23)$$

for all $t \in [0, \tau_{\max}), i = \{1, \dots, n\}$. From (14a), we can deduce that $\xi_v \in \mathcal{L}_\infty, \forall t \in [0, \tau_{\max})$, thus the designed control input u in (15) is bounded for all $t \in [0, \tau_{\max})$.

Phase III. Now we shall establish that $\tau_{\max} = \infty$. In this direction, notice by (21) and (23) that $[\hat{x}(t), \hat{e}_v(t)]^\top \in \Omega'_h := \Omega'_{\hat{x}} \times \Omega'_{\hat{e}_v}$, where $\Omega'_{\hat{x}} := [\underline{b}_{\hat{x}_1}, \bar{b}_{\hat{x}_1}] \times \dots \times [\underline{b}_{\hat{x}_n}, \bar{b}_{\hat{x}_n}]$ and $\Omega'_{\hat{e}_v} := [\underline{b}_{\hat{e}_{v_1}}, \bar{b}_{\hat{e}_{v_1}}] \times \dots \times [\underline{b}_{\hat{e}_{v_n}}, \bar{b}_{\hat{e}_{v_n}}]$ are nonempty and compact subsets of $\Omega_{\hat{x}}$ and $\Omega_{\hat{e}_v}$, respectively. Hence, assuming a finite $\tau_{\max} < \infty$, since $\Omega'_h \subset \Omega_h$, Proposition C.3.6 in [16, p. 481] dictates the existence of a time instant $t' \in [0, \tau_{\max})$ such that $[\hat{x}(t'), \hat{e}_v(t')]^\top \notin \Omega'_h$, which is a contradiction. Therefore, $\tau_{\max} = \infty$. As a result, all closed-loop control signals remain bounded $\forall t \geq 0$, and moreover $[\hat{x}(t), \hat{e}_v(t)]^\top \in \Omega'_h \subset \Omega_h, \forall t \geq 0$. Finally, recall from (21) that $\hat{x}_i(t) \in [\underline{b}_{\hat{x}_i}, \bar{b}_{\hat{x}_i}] \subset (-1, 1), \forall t \geq 0, i = \{1, \dots, n\}$, thus invoking (9), it can be deduced that $\rho_i^L(t) < x_i(t) < \rho_i^U(t)$ for all $t \geq 0, i = \{1, \dots, n\}$. ■

IV. SIMULATION RESULTS

Consider a mobile robot operating on a 2-D plane with kinematics and dynamics expressed by (see Fig.2 left):

$$\begin{cases} \dot{p}_c = S(\theta) \psi \\ \bar{M} \dot{\psi} + \bar{D} \psi = \bar{u} + \bar{d}(t) \end{cases}, \quad S(\theta) = \begin{bmatrix} \cos \theta & \sin \theta & 0 \\ 0 & 0 & 1 \end{bmatrix}^\top, \quad (24)$$

where $p_c = [x_c, y_c, \theta]^\top$ is the position and orientation of the body frame $\{C\}$ relative to reference frame $\{O\}$, $\psi =$

$[v_T, \dot{\theta}]^\top$, $v_T, \dot{\theta}$ are the transnational speed along the direction of θ and the angular speed about the vertical axis passing through C , respectively. Moreover, $\bar{M} = \text{diag}(m, I)$, m, I are mass and moment of inertia of the robot about the vertical axis, respectively, $\bar{D} \in \mathbb{R}^{2 \times 2}$ is a constant damping matrix, and $\bar{d}(t)$ is the vector of bounded external disturbances. To avoid the nonholonomic constraints, one can transform (24) w.r.t. the hand position $p = [x_c, y_c]^\top + L[\cos \theta, \sin \theta]^\top$ (see Fig.2 left) and obtain an equivalent EL form as in (1) that meets Property 1 (with $x = p$ being the output of (1)). The relations between $M(x), C(x, v), D(x), u, d(t)$ in (1) and $\bar{M}, \bar{D}, \bar{u}, \bar{d}(t)$ in (24), as well as the numerical values of the robot's dynamical parameters can be found in [18].

Now consider the scenario described in Remark 1, and let $x_d(t) = [-1.5 + 5.8 \cos(0.24t + 1.5), 5.8 \sin(0.24t + 1.5)]^\top$ be the trajectory of a moving object (reference trajectory). Let $\rho_1^h = -6.58$, $\bar{\rho}_1^h = 6.58$ and $\rho_2^h = -4.63$, $\bar{\rho}_2^h = 4.63$ represent the box shaped hard constraints (2) on robot's hand position $p = x = [x_1, x_2]^\top$. Moreover, let $x(0) = [-3.19, 1.70]^\top$, $\theta(0) = -0.33$, and $\psi(0) = [0.2, -0.1]^\top$. In addition, assume $\gamma_i(t), i = \{1, 2\}$ as the user-defined trajectory tracking performance function (given in Remark 1) with $l_1 = l_2 = 0.7$, $\rho_{\infty 1} = \rho_{\infty 2} = 0.2$ and ρ_{01}, ρ_{02} are selected such that $\rho_{0i} > |x_i(0) - x_{di}(0)|, i = \{1, 2\}$. Under this assumption the soft constraints (3) on $x_i(t)$ (accounting for the trajectory tracking performance) are given by $\rho_i^s(t) = x_{di}(t) - \gamma_i(t)$ and $\bar{\rho}_i^s(t) = x_{di}(t) + \gamma_i(t), i = \{1, 2\}$. The external disturbances are considered as $\bar{d}(t) = [0.75 \sin(2t + \frac{\pi}{3}) + 1.5 \cos(3t + \frac{3\pi}{7}), 0.25 \cos(3t + \frac{\pi}{6}) + 0.75 \sin(5t - \frac{\pi}{3})]^\top$ (note that the transformed disturbance vector $d(t)$ is bounded in (1) for bounded $\bar{d}(t)$, see [18]). The model-free control law (15) designed for EL system (1), is applied to (24) through the inverse transformation between \bar{u} and u (see [18]). The parameters of $\gamma_i^v(t), i = \{1, 2\}$, in (12), employed in (15) are considered as: $\rho_{\infty 1}^v = \rho_{\infty 2}^v = 0.1$, $l_1^v = l_2^v = 0.3$ and $\rho_{0i}^v, i = \{1, 2\}$ are selected such that $\rho_{0i}^v > |e_{vi}(0)|$. Moreover, $k_x = 0.2, k_v = 3$ are considered for (11) and (15), respectively. Finally, in the simulation we employed smooth CCF planning proposed in Remark 2, where $\epsilon = 0.01, k_c = 3, \kappa = 4$ and $\nu = 10$.

Under the proposed control scheme, Fig.2 on the right shows snapshots of the mobile robot's hand position trajectory (in solid blue) when tracking the moving object (depicted by *) whose trajectory and initial position are depicted by the dashed black line and \circ , respectively. The red lines depict the hard (box-shaped) constraints on the robot's hand position, and it can be seen that the robot respects the hard constraints and tracks the object whenever it is possible. Fig.3 depicts the evolution of the mobile robot's hand position in X_0 and Y_0 directions with time, i.e., $x_1(t)$ and $x_2(t)$, respectively. In Fig.3, the online planned constraint consistent funnels for each $x_1(t)$ and $x_2(t)$ are illustrated by the green regions, that satisfy the hard (safety) and soft constraints (tracking performance) together. Finally, Fig.4 shows the evolution of the nonnegative modification signals $\varphi_i^L(t), \varphi_i^U(t), i = \{1, 2\}$ that contribute in generating the CCFs for $x_1(t)$ and $x_2(t)$.

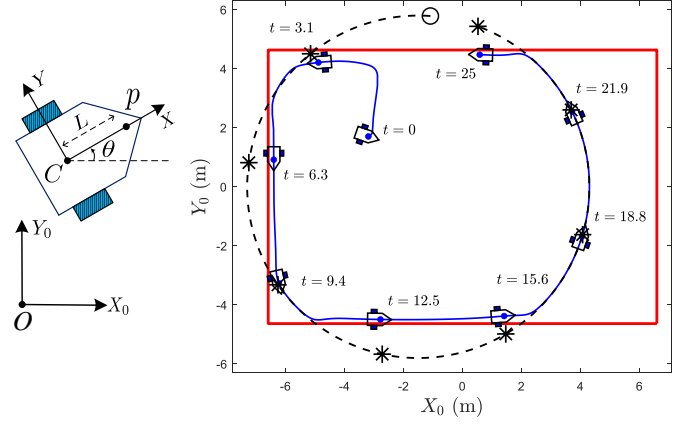


Fig. 2: Left: mobile robot. Right: mobile robot's trajectory (blue line) tracking a moving object (dashed line) under hard constraints (red line) with $k_c = 3$

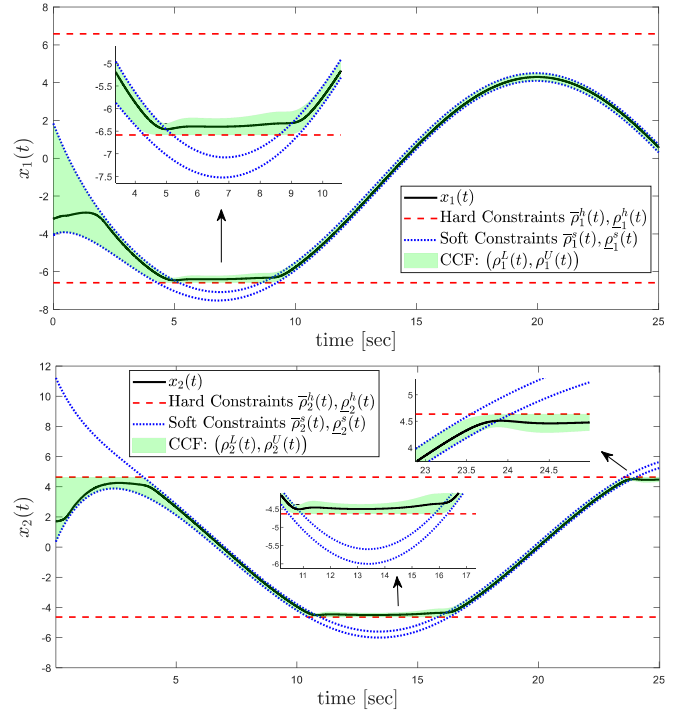


Fig. 3: $x_1(t)$ and $x_2(t)$ evolution within CCFs under hard and soft constraints with $k_c = 3$.

Followed by the discussion in Section III-A, a smaller k_c in (6) leads to a slower soft constraints recovery as well as more conservatism when the planned funnel violates the soft constraints. Figs. 5, 6 and 7 show the simulation results with $k_c = 0.3$. As the figures suggest, in this case the mobile robot tends to violate the soft constraints more and have a slower rate for recovery of the soft constraints (notice that $\varphi_i^U(t), \varphi_i^L(t), i = \{1, 2\}$ show larger increases in this case).

V. CONCLUSIONS

In this paper, we proposed a funnel control scheme under hard and soft time-varying output constraints for uncertain Euler Lagrange nonlinear systems, where hard and soft constraints resemble safety and performance specifications

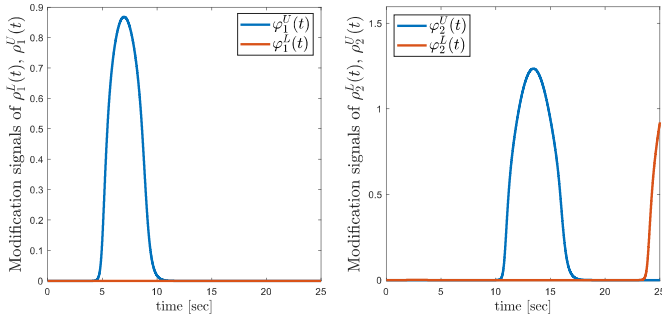


Fig. 4: Evolution of the modification signals with $k_c = 3$.

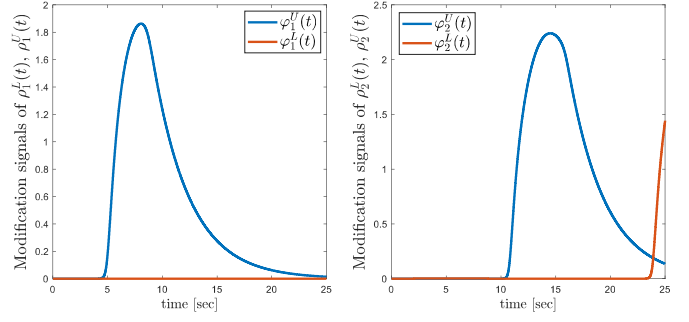


Fig. 7: Evolution of the modification signals under $k_c = 0.3$.

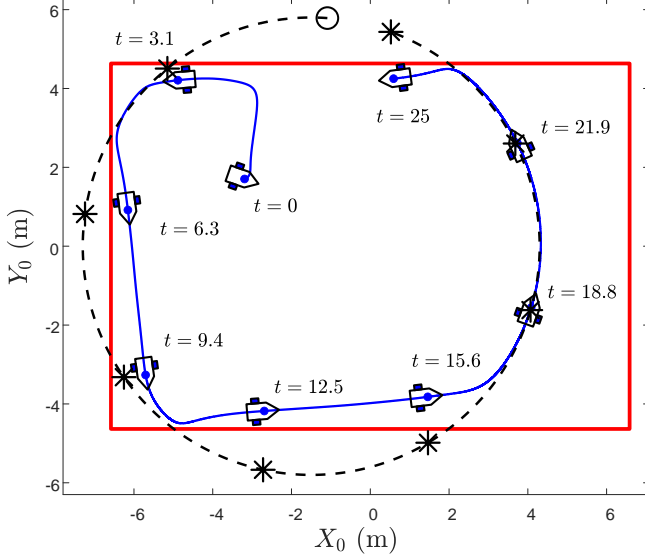


Fig. 5: Mobile robot's trajectory (blue line) tracking a moving object (dashed line) under hard constraints (red line) with $k_c = 0.3$.

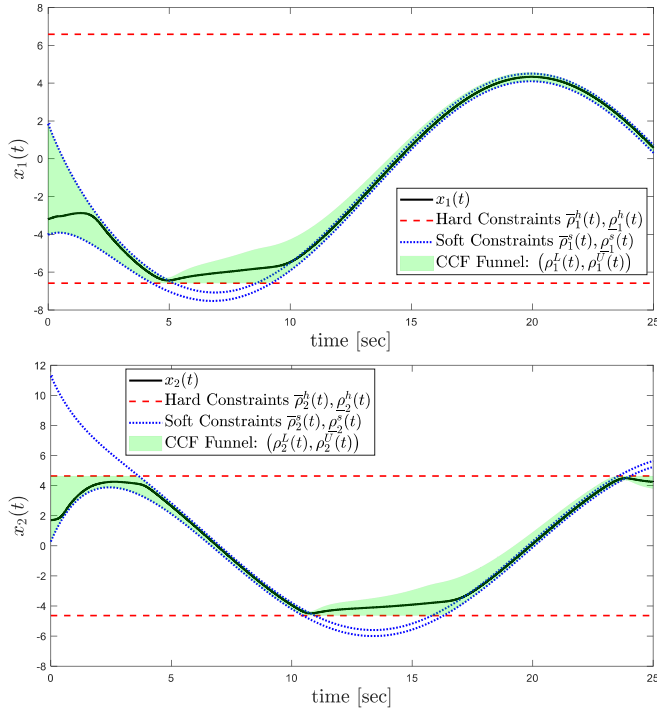


Fig. 6: $x_1(t)$ and $x_2(t)$ evolution within CCFs under hard and soft constraints with $k_c = 0.3$.

on the output, respectively. Given a set of hard and soft constraints, we proposed an online funnel planning scheme to design a constraint consistent funnel (CCF) that violates the soft constraints whenever they become conflicting with the hard constraints. The prescribed performance control approach was used to design a robust low complexity control law to maintain the outputs within the planned CCF. Future work will be devoted to generalizing the proposed scheme by considering time and output dependent hard/soft constraints and improving the funnel planning scheme to have exact (instead of exponential) soft constraint recovery.

REFERENCES

- [1] D. Q. Mayne, "Model predictive control: Recent developments and future promise," *Automatica*, vol. 50, no. 12, pp. 2967–2986, 2014.
- [2] E. Garone, S. Di Cairano, and I. Kolmanovsky, "Reference and command governors for systems with constraints: A survey on theory and applications," *Automatica*, vol. 75, pp. 306–328, 2017.
- [3] A. D. Ames, X. Xu, J. W. Grizzle, and P. Tabuada, "Control barrier function based quadratic programs for safety critical systems," *IEEE Transactions on Automatic Control*, vol. 62, no. 8, pp. 3861–3876, 2016.
- [4] K. P. Tee, S. S. Ge, and E. H. Tay, "Barrier lyapunov functions for the control of output-constrained nonlinear systems," *Automatica*, vol. 45, no. 4, pp. 918–927, 2009.
- [5] A. Ilchmann, E. P. Ryan, and C. J. Sangwin, "Tracking with prescribed transient behaviour," *ESAIM: Control, Optimisation and Calculus of Variations*, vol. 7, pp. 471–493, 2002.
- [6] C. P. Bechlioulis and G. A. Rovithakis, "Robust adaptive control of feedback linearizable mimo nonlinear systems with prescribed performance," *IEEE Transactions on Automatic Control*, vol. 53, no. 9, pp. 2090–2099, 2008.
- [7] A. Ilchmann, E. P. Ryan, and P. Townsend, "Tracking with prescribed transient behavior for nonlinear systems of known relative degree," *SIAM Journal on Control and Optimization*, vol. 46, no. 1, pp. 210–230, 2007.
- [8] J. G. Lee and S. Trenn, "Asymptotic tracking via funnel control," in *2019 IEEE 58th Conference on Decision and Control (CDC)*, pp. 4228–4233, IEEE, 2019.
- [9] T. Berger, A. Ilchmann, and E. P. Ryan, "Funnel control of nonlinear systems," *Mathematics of Control, Signals, and Systems*, vol. 33, no. 1, pp. 151–194, 2021.
- [10] C. P. Bechlioulis and G. A. Rovithakis, "Prescribed performance adaptive control for multi-input multi-output affine in the control nonlinear systems," *IEEE Transactions on automatic control*, vol. 55, no. 5, pp. 1220–1226, 2010.
- [11] C. P. Bechlioulis and G. A. Rovithakis, "A low-complexity global approximation-free control scheme with prescribed performance for unknown pure feedback systems," *Automatica*, vol. 50, no. 4, pp. 1217–1226, 2014.
- [12] A. Theodorakopoulos and G. A. Rovithakis, "Low-complexity prescribed performance control of uncertain mimo feedback linearizable systems," *IEEE Transactions on Automatic Control*, vol. 61, no. 7, pp. 1946–1952, 2015.

- [13] K. P. Tee, B. Ren, and S. S. Ge, "Control of nonlinear systems with time-varying output constraints," *Automatica*, vol. 47, no. 11, pp. 2511–2516, 2011.
- [14] A. D. Ames, S. Coogan, M. Egerstedt, G. Notomista, K. Sreenath, and P. Tabuada, "Control barrier functions: Theory and applications," in *2019 18th European control conference (ECC)*, pp. 3420–3431, IEEE, 2019.
- [15] X. Xu, "Constrained control of input–output linearizable systems using control sharing barrier functions," *Automatica*, vol. 87, pp. 195–201, 2018.
- [16] E. D. Sontag, *Mathematical control theory: deterministic finite dimensional systems*. Springer-Verlag New York, Inc., 1998.
- [17] H. K. Khalil, *Nonlinear Systems*. Prentice-Hall, New Jersey, 3 ed., 2002.
- [18] X. Cai and M. De Queiroz, "Adaptive rigidity-based formation control for multirobotic vehicles with dynamics," *IEEE Transactions on Control Systems Technology*, vol. 23, no. 1, pp. 389–396, 2014.