

Bose-Einstein-Like condensation of deformed random matrix: A replica approach

Harukuni Ikeda¹

¹Department of Physics, Gakushuin University, 1-5-1 Mejiro, Toshima-ku, Tokyo 171-8588, Japan

E-mail: harukuni.ikeda@gakushuin.ac.jp

18 January 2023

Abstract. In this work, we investigate a symmetric deformed random matrix, which is obtained by perturbing the diagonal elements of the Wigner matrix. The eigenvector \mathbf{x}_{\min} of the minimal eigenvalue λ_{\min} of the deformed random matrix tends to condensate at a single site. In certain types of perturbations and in the limit of the large components, this condensation becomes a sharp phase transition, the mechanism of which can be identified with the Bose-Einstein condensation in a mathematical level. We study this Bose-Einstein like condensation phenomenon by means of the replica method. We first derive a formula to calculate the minimal eigenvalue and the statistical properties of \mathbf{x}_{\min} . Then, we apply the formula for two solvable cases: when the distribution of the perturbation has the double peak, and when it has a continuous distribution. For the double peak, we find that at the transition point, the participation ratio changes discontinuously from a finite value to zero. On the contrary, in the case of a continuous distribution, the participation ratio goes to zero either continuously or discontinuously, depending on the distribution.

1. Introduction

In this manuscript, we study the eigenvector \mathbf{x}_{\min} of the minimal eigenvalue λ_{\min} of the deformed Wigner matrix, where the i -th diagonal element of the Wigner matrix is perturbed by a constant h_i [1, 2, 3, 4, 5]. When $|h_i| \ll 1$, all components of \mathbf{x}_{\min} have the same order of magnitude, as in the case of the original Wigner matrix [6]. On the contrary, when $|h_i| \gg 1$, \mathbf{x}_{\min} tends to condensate at the site with the smallest h_i [5]. For some specific distributions of h_i , the condensation becomes a sharp phase transition in the limit of the large number of components [2]. Interestingly, this condensation transition has a similar mathematical structure of that of the Bose-Einstein condensation [7, 2, 8, 9].

The deformed random matrix has been used to understand complex atomic spectra [1], Anderson Localization [2], principal component analysis [10], and so on [11]. Recently the model has gained renewed interest as a toy model to describe the vibrational properties of amorphous solids [8, 9, 12, 13]. Several numerical studies uncovered that in

addition to the usual phonon modes, there appear many quasi-localized modes in low-frequency vibrational density of states of amorphous solids [14, 15, 16, 17]. In particular, the participation ratio of the quasi-localized mode of the lowest frequency is inversely proportional to the system size, meaning that the eigenvector of the minimal eigenvalue of the Hessian of an amorphous solid is localized [14]. The result contradicts a mean-field theory of the glass transition, where a Hessian of an amorphous solid is approximated by a dense random matrix, whose eigenvectors are extended [18, 19]. To reconcile this discrepancy, Rainone *et al.* [12, 13, 20] recently introduced a mean-field model whose effective Hessian in the RS phase can be considered as a deformed random matrix. The model exhibits the localization transition at which the eigenvector of the minimal eigenvalue is localized. Thus it correctly reproduces the localized property of amorphous solids. More recently, Franz *et al.* studied a fully-connected vector spin-glass model and found similar localization of the eigenvector of the lowest frequency [8, 9]. They also pointed out that this localization is caused by a Bose-Einstein (like) condensation [8, 9].

Motivated by those recent developments of disordered systems, here we investigate a replica method to describe the Bose-Einstein like condensation of the minimal eigenvector of the deformed random matrix. The replica method is a powerful tool to treat disordered systems such as spin-glass [21], amorphous solids, and granular materials [22]. This is also true in the field of random matrices [6]. A seminar work has been done by Edwards and Jones in Ref [23]. They studied a symmetric random matrix in which each element follows a Gaussian distribution of zero mean and fixed variance. By using the replica method, they showed that the eigenvalue distribution of the matrix converges to the well-known Wigner semicircle distribution [6]. Later, the replica method was also applied to calculate the eigenvalue distribution of an asymmetric random matrix [24], symmetric sparse random matrix [25, 26, 27, 28], and so on. We here show that the replica method is also useful for the analysis of the lowest eigenmode of the deformed random matrix.

The structure of the paper is as follows. In Sec. 2, we describe the model. In Sec. 3, we describe how to calculate the minimal eigenvalue and eigenvector by using the replica method. In Sec. 4, we present the results. In Sec. 5, we conclude the work.

2. Model

We consider a $N \times N$ symmetric matrix whose ij component is written as

$$W_{ij} = J_{ij} + h_i \delta_{ij}. \quad (1)$$

Here $J_{ij} = J_{ji}$ is a i.i.d random variable following a Gaussian distribution

$$P(J_{ij}) = \sqrt{\frac{N}{2\pi}} e^{-\frac{NJ_{ij}^2}{2}}, \quad (2)$$

and $\{h_i\}_{i=1,\dots,N}$ are constants. Unfortunately, our present method does not work for general values of h_i 's. We restrict our analysis for a specific case [29]:

$$h_i = \begin{cases} h_1 & (i = 1, \dots, N/M), \\ \vdots & \\ h_k & (i = kN/M + 1, \dots, (k+1)N/M), \\ \vdots & \\ h_M & (i = N - N/M + 1, \dots, N). \end{cases} \quad (3)$$

By setting h_i this way, we can define an overlap q_k corresponding to each h_k , which quantifies how much the eigenvector is condensed/localized to the sites perturbed by h_k . At the end of the calculation, we take the $M \rightarrow \infty$ limit, but even there we require that N/M goes to infinity. To be more specific, we first take the thermodynamic limit $N \rightarrow \infty$ and then take the limit $M \rightarrow \infty$.

3. Theory

3.1. Interaction potential and ground state

Here we use the method developed by Kabashima and Takahashi [30]. To investigate the minimal eigenvalue λ_{\min} and corresponding vector \mathbf{x}_{\min} of W , we consider a system interacting with the following potential:

$$\begin{aligned} H(\mathbf{x}|J) &\equiv \frac{\mathbf{x} \cdot W \cdot \mathbf{x}}{2} \\ &= \frac{\mathbf{x} \cdot J \cdot \mathbf{x}}{2} + \frac{1}{2} \sum_{k=1}^M h_k \mathbf{x}_k \cdot \mathbf{x}_k, \end{aligned} \quad (4)$$

where the N dimensional vector $\mathbf{x} = \{x_1, \dots, x_N\}$ denotes the state variable. We also introduced the sub-vectors:

$$\mathbf{x}_k = \{x_i\}_{i=k\frac{N}{M}+1, \dots, (k+1)\frac{N}{M}}. \quad (5)$$

We impose that the state vector \mathbf{x} satisfies the spherical constraint:

$$\mathbf{x} \cdot \mathbf{x} = \sum_{k=1}^M \mathbf{x}_k \cdot \mathbf{x}_k = \sum_{i=1}^N x_i^2 = N. \quad (6)$$

When $h_i = 0$, the model Eq. (4) can be identified with the $p = 2$ spin spherical model, which has been fully investigated before [31, 32, 33].

Under the above setup, it is easy to show that when $\mathbf{x} = \mathbf{x}_{\min}$, we get the ground state energy [30, 34]:

$$H_{\text{GS}} = \frac{\mathbf{x}_{\min} \cdot W \cdot \mathbf{x}_{\min}}{2} = \frac{\lambda_{\min}}{2} N. \quad (7)$$

Therefore, the minimal eigenvalue is calculated as $\lambda_{\min} = 2H_{\text{GS}}/N$.

3.2. Replica method

To investigate the ground state, we introduce the partition function [30]:

$$Z(J) = \int d\mathbf{x} \delta(\mathbf{x} \cdot \mathbf{x} - N) e^{-\beta H(\mathbf{x}|J)} \quad (8)$$

and the free-energy

$$-\beta f = \frac{1}{N} \overline{\log Z(J)}, \quad (9)$$

where $\beta = 1/T$ denotes the inverse temperature, and the overline denotes the average for the quenched randomness J . The ground state energy per particle is given by taking the zero temperature limit of the free-energy

$$e_{\text{GS}} \equiv \frac{H_{\text{GS}}}{N} = \lim_{T \rightarrow 0} f. \quad (10)$$

Below we omit the subscript GS unless it causes confusion. To perform the disordered average in Eq. (9), we use the replica trick [21]:

$$-\beta f = \lim_{n \rightarrow 0} \frac{\log \overline{Z(J)^n}}{nN}, \quad (11)$$

where we have introduced the replicated partition function as follows:

$$\overline{Z^n} = \int \prod_{a=1}^n d\mathbf{x}_a \delta(\mathbf{x}_a \cdot \mathbf{x}_a - N) \overline{e^{-\beta \sum_{a=1}^n H(\mathbf{x}_a|J)}}. \quad (12)$$

Since the distribution of J_{ij} is a Gaussian Eq. (2), the quenched average can be taken analytically [18] ‡:

$$\overline{e^{-\beta \sum_{a=1}^n H(\mathbf{x}_a|J)}} \sim \exp \left[\frac{N\beta^2}{4} \sum_{ab} Q^{ab} - \frac{\beta}{2M} \sum_{a=1}^n \sum_{k=1}^M h_k Q_k^{aa} \right], \quad (13)$$

where we have defined the overlaps as follows:

$$\begin{aligned} Q_k^{ab} &\equiv \frac{\mathbf{x}_k^a \cdot \mathbf{x}_k^b}{N/M}, \\ Q_{ab} &\equiv \frac{1}{M} \sum_{k=1}^M Q_k^{ab} = \frac{1}{N} \sum_{i=1}^N x_i^a x_i^b. \end{aligned} \quad (14)$$

When we change the variable from $\{\mathbf{x}_k^a\}_{a=1, \dots, n}$ to $\{Q_k^{ab}\}_{a,b=1, \dots, n}$, the following Jacobian appears [35]:

$$\prod_{a=1}^n \int d\mathbf{x}_k^a = \prod_{a=1}^n \int d\mathbf{x}_k^a \prod_{ab} \int dQ_k^{ab} \delta \left(\frac{N}{M} Q_k^{ab} - \mathbf{x}_k^a \cdot \mathbf{x}_k^b \right) \sim \prod_{ab} \int dQ_k^{ab} e^{\frac{N}{2M} \log \det Q_k}. \quad (15)$$

‡ Here and in subsequent calculations, we omit constants and sub-leading terms that are not relevant to the final result.

Summarizing the above results, we get

$$\overline{Z}^n = \prod_{k,a,b} \int dQ_k^{ab} e^{NS(Q)}, \quad (16)$$

where

$$S(Q) = \frac{1}{2M} \sum_{k=1}^M \log \det Q_k + \frac{\beta^2}{4} \sum_{ab} (Q^{ab})^2 - \beta \frac{1}{2M} \sum_{a=1}^n \sum_{k=1}^M h_k Q_k^{aa}. \quad (17)$$

We should minimize $S(Q)$ with the spherical constraint

$$Q^{aa} = \frac{1}{M} \sum_{k=1}^M Q_k^{aa} = 1, \quad a = 1, \dots, n. \quad (18)$$

To proceed the calculation, we assume the replica symmetric Ansatz [21]:

$$Q_k^{ab} = \delta_{ab} q_k + (1 - \delta_{ab}) p_k. \quad (19)$$

Then, we get

$$\begin{aligned} S(Q) &= \frac{1}{M} \sum_{k=1}^M \frac{1}{2} [\log(q_k + (n-1)p_k) + (n-1) \log(q_k - p_k)] \\ &\quad + \frac{\beta^2}{4} (n + n(n-1)p^2) - n \frac{\beta}{2M} \sum_{k=1}^M h_k q_k, \end{aligned} \quad (20)$$

where

$$p = \frac{1}{M} \sum_{k=1}^M p_k. \quad (21)$$

Finally, by taking the $n \rightarrow 0$ limit, we get the free-energy

$$\begin{aligned} -\beta f &= \lim_{n \rightarrow 0} \frac{\log \overline{Z}^n}{nN} = \lim_{n \rightarrow 0} \frac{S(Q)}{n} \\ &= \frac{1}{2M} \sum_{k=1}^M \left[\frac{p_k}{q_k - p_k} + \log(q_k - p_k) \right] + \frac{\beta^2}{4} (1 - p^2) - \frac{\beta}{2M} \sum_{k=1}^M h_k q_k. \end{aligned} \quad (22)$$

3.3. Ground state energy

To get the ground state energy, we should take the zero temperature limit $T \rightarrow 0$. This is possible by using the harmonic approximation:

$$T\chi_k = q_k - p_k, \quad (23)$$

which is validated at sufficiently low T [35]. Substituting Eq. (23) into Eq. (22) and taking $T \rightarrow 0$ limit, we get

$$e = \lim_{T \rightarrow 0} f = -\frac{1}{2M} \sum_{k=1}^M \frac{q_k}{\chi_k} - \frac{\chi}{2} + \frac{1}{2M} \sum_{k=1}^M h_k q_k, \quad (24)$$

where

$$\chi = \frac{1}{M} \sum_{k=1}^M \chi_k. \quad (25)$$

Now we minimize it for χ_k and q_k . We first consider the saddle point condition for χ_k :

$$\frac{\partial e}{\partial \chi_k} = \frac{q_k}{2M\chi_k^2} - \frac{1}{2M} = 0 \rightarrow \chi_k = \sqrt{q_k}. \quad (26)$$

Using this equation, one can eliminate χ_k from Eq. (24):

$$\begin{aligned} e &= -\frac{1}{2M} \sum_{k=1}^M \sqrt{q_k} - \frac{1}{2M} \sum_{k=1}^M \sqrt{q_k} + \frac{1}{2M} \sum_{k=1}^M h_k q_k \\ &= -\frac{1}{M} \sum_{k=1}^M \sqrt{q_k} + \frac{1}{2M} \sum_{k=1}^M h_k q_k. \end{aligned} \quad (27)$$

Next, we should minimize e w.r.t q_k with the spherical constraint $q = \sum_{k=1}^M q_k/M = 1$. To this purpose, we introduce the Lagrange multiplier μ :

$$e = -\frac{1}{M} \sum_{k=1}^M \sqrt{q_k} + \frac{1}{2M} \sum_{k=1}^M h_k q_k + \frac{\mu}{2M} \left(\sum_{k=1}^M q_k - M \right). \quad (28)$$

The saddle point condition for q_k leads to

$$\frac{\partial e}{\partial q_k} = -\frac{1}{2M\sqrt{q_k}} + \frac{h_k + \mu}{2M} = 0 \rightarrow \sqrt{q_k} = \frac{1}{\mu + h_k}. \quad (29)$$

Since $\sqrt{q_k} \geq 0$, μ should satisfy

$$\mu + \min_k h_k \geq 0. \quad (30)$$

The Lagrange multiplier μ should be determined by the following condition:

$$1 = \frac{1}{M} \sum_{k=1}^M q_k = \frac{1}{M} \sum_{k=1}^M \frac{1}{(\mu + h_k)^2} = \int_{-\infty}^{\infty} dh P(h) q(h), \quad (31)$$

where we have introduced the distribution of h_k

$$P(h) = \frac{1}{M} \sum_{k=1}^M \delta(h - h_k), \quad (32)$$

and the self-overlap of spins subjected to the external field h

$$q(h) = \frac{1}{(\mu + h)^2}. \quad (33)$$

Similar equations as Eq. (31) have been previously obtained for a sparse random matrix [30] and deformed random matrices [8, 9, 11]. Substituting the above results into Eq. (7), one can calculate λ_{\min} as follows:

$$\begin{aligned} \lambda_{\min} &= \frac{2H_{\text{GS}}}{N} = 2e \\ &= 2 \int_{-\infty}^{\infty} dh P(h) \left[\frac{hq(h)}{2} - \sqrt{q(h)} \right] \\ &= 2 \int_{-\infty}^{\infty} dh P(h) \left[\frac{h}{2(h + \mu)^2} - \frac{1}{h + \mu} \right]. \end{aligned} \quad (34)$$

4. Results

4.1. Single delta peak

We first check the result for a single delta peak:

$$P(h) = \delta(h - \Delta), \quad (35)$$

which is tantamount to consider the matrix:

$$W = J + \Delta I, \quad (36)$$

where I is the $N \times N$ identity matrix. The minimal eigenvalue of this matrix is $\lambda_{\min} = -2 + \Delta$ [6]. Below, we check if our method can correctly reproduce this result.

The spherical constraint Eq. (31) in this case is

$$1 = \int_{-\infty}^{\infty} dh P(h) q(h) = q(\Delta) = \frac{1}{(\mu + \Delta)^2}. \quad (37)$$

Solving this equation for μ , we get

$$\mu = 1 - \Delta. \quad (38)$$

The minimal eigenvalue is calculated as

$$\lambda_{\min} = 2e = 2 \int_{-\infty}^{\infty} dh P(h) \left[\frac{h}{2(h + \mu)^2} - \frac{1}{h + \mu} \right] = \frac{\Delta}{(\Delta + \mu)^2} - \frac{2}{\Delta + \mu} = \Delta - 2. \quad (39)$$

The known result has been correctly reproduced.

4.2. Binary distribution

Here we consider a simple binary distribution:

$$P(h) = c\delta(h) + (1 - c)\delta(h - \Delta), \quad (40)$$

where $c \in [0, 1]$ and Δ is a positive constant. Assuming the distribution Eq. (40) is tantamount to set the external field in Eq. (3) as

$$h_i = \begin{cases} 0 & i = 1, \dots, cN, \\ \Delta & i = cN + 1, \dots, N. \end{cases} \quad (41)$$

Now the spherical constraint Eq. (31) is written as follows

$$1 = cq(0) + (1 - c)q(\Delta), \quad (42)$$

where

$$q(0) = \frac{1}{\mu^2}, \quad q(\Delta) = \frac{1}{(\mu + \Delta)^2}. \quad (43)$$

The Lagrange multiplier μ should be determined so as to satisfy Eq. (42). In Fig. 1, we plot μ for several c . For later comparison with the result of the continuous distribution, we are in particular interested in the limit $c \rightarrow 0$. A naive expectation is that Eq. (42) in this limit reduces to

$$1 \approx q(\Delta) = \frac{1}{(\mu + \Delta)^2}. \quad (44)$$

Solving this equation, we get

$$\mu = 1 - \Delta. \quad (45)$$

Eq. (45) however implies that μ becomes negative when $\Delta > 1$, which is prohibited by Eq. (30). What was wrong? What we missed is that when $\mu \sim 0$, the first term on the right-hand side of Eq. (42), $cq(0) = c/\mu^2$ can no longer be ignored. Let us assume that this term takes a finite value for $\Delta > 1$, then from Eq. (42), we get

$$cq(0) = 1 - \frac{1 - c}{(\mu + \Delta)^2} \approx 1 - \frac{1}{\Delta^2}. \quad (46)$$

From Eqs. (43), (45), and (46), we can deduce the behavior of μ , $q(0)$ and $q(\Delta)$ in the limit $c \rightarrow 0$ as follows:

$$\mu = \begin{cases} 1 - \Delta & (\Delta \leq 1) \\ 0 & (\Delta > 1) \end{cases}, \quad q(0) = \begin{cases} 1/(1 - \Delta)^2 & (\Delta \leq 1) \\ c^{-1}(1 - 1/\Delta^2) & (\Delta > 1) \end{cases}, \quad q(\Delta) = \begin{cases} 1 & (\Delta \leq 1) \\ 1/\Delta^2 & (\Delta > 1) \end{cases}. \quad (47)$$

In Figs. 1 and 2, we plot μ , $q(0)$, and $cq(0)$ for several c to show how these results converge to Eqs. (47) in the limit $c \rightarrow 0$. From Eq. (34), ground state energy is calculated as

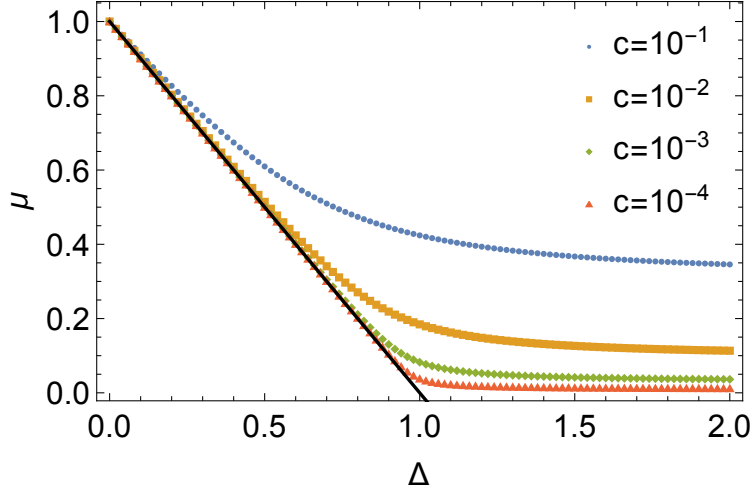


Figure 1. Δ dependence of the Lagrange multiplier μ for the binary distribution. Markers denote the results for $c > 0$, while the solid line denotes the result in the limit $c \rightarrow 0$.

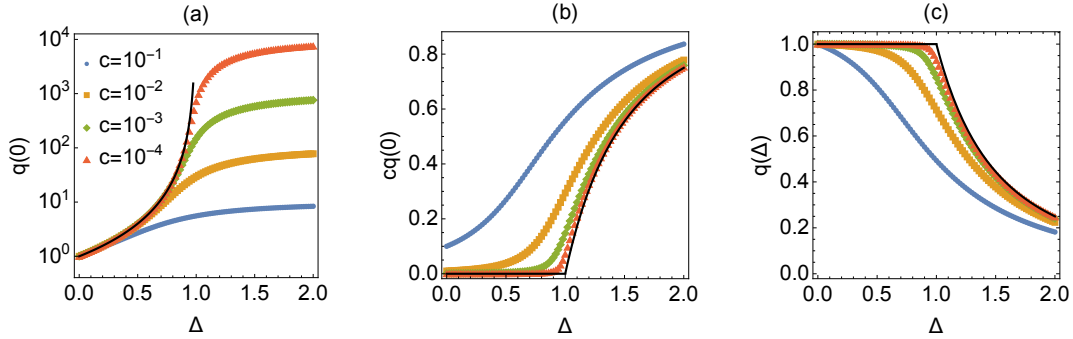


Figure 2. Δ dependence of the overlaps for the binary distribution. Markers denote results for $c > 0$, while the solid line denotes the result in the limit $c \rightarrow 0$.

$$e = \int_{-\infty}^{\infty} dh P(h) \left[\frac{h}{2(h + \mu)^2} - \frac{1}{h + \mu} \right] = -\frac{c}{\mu} + (1 - c) \left[\frac{\Delta}{2(\Delta + \mu)^2} - \frac{1}{\Delta + \mu} \right]. \quad (48)$$

Substituting Eqs. (47) into the above equation, we get in the limit $c \rightarrow 0$

$$\lambda_{\min} = 2e \rightarrow \begin{cases} \Delta - 2 & (\Delta \leq 1), \\ -1/\Delta & (\Delta > 1). \end{cases} \quad (49)$$

In Fig. 3, we plot this equation with the results of finite c 's.

Now we discuss the degree of the localization. For this purpose, we define the participation ratio:

$$\text{PR} \equiv \frac{1}{N} \frac{(\sum_{i=1}^N \langle x_i^2 \rangle)^2}{\sum_{i=1}^N \langle x_i^4 \rangle} = \left[\frac{1}{N} \sum_{i=1}^N \langle x_i^4 \rangle \right]^{-1}, \quad (50)$$

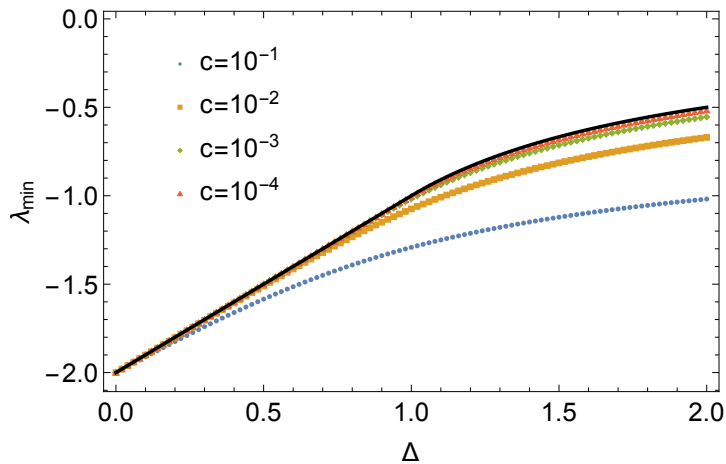


Figure 3. Δ dependence of the minimal eigenvalue λ_{\min} for the binary distribution. Markers denote results for $c > 0$, while the solid line denotes the result in the limit $c \rightarrow 0$.

where

$$\langle O \rangle \equiv \lim_{T \rightarrow 0} \frac{\int d\mathbf{x} e^{-\beta H} O}{\int d\mathbf{x} e^{-\beta H}}. \quad (51)$$

The partition ratio takes $\text{PR} = O(1)$ when \mathbf{x} is extended, while $\text{PR} = 0$ when \mathbf{x} is localized. To calculate the fourth moment of x_i , we assume that x_i follows the normal distribution of zero mean and variance $q(0)$ for $i \leq cN$ and variance $q(\Delta)$ for $i > cN$ [8]. Then, we get

$$\langle x_i^4 \rangle \approx 3 \langle x_i \rangle^2 = \begin{cases} 3q(0)^2 & i = 1, \dots, cN \\ 3q(\Delta)^2 & i = cN + 1, \dots, N \end{cases}. \quad (52)$$

In the limit $c \rightarrow 0$, Eq. (50) reduces to

$$\text{PR}(\Delta) = \frac{1}{3} \frac{1}{cq(0)^2 + (1-c)q(\Delta)^2} \rightarrow \begin{cases} 1/3 & (\Delta \leq 1) \\ 0 & (\Delta > 1). \end{cases} \quad (53)$$

Therefore, the eigenvector of the minimal eigenvalue is localized for $\Delta > 1$. In Fig. 4, we plot PR for several c to see how the results converge to Eq. (53) in the limit $c \rightarrow 0$.

4.3. Continuous distribution: Bose-Einstein condensation

In the limit $M \rightarrow \infty$, one expects that $P(h)$ is approximated by a continuous function. To simplify the calculation, here we only consider the following function:

$$P(h) = \begin{cases} (1+n)h^n/\Delta^{1+n} & h \in [0, \Delta], \\ 0 & \text{otherwise} \end{cases}, \quad (54)$$

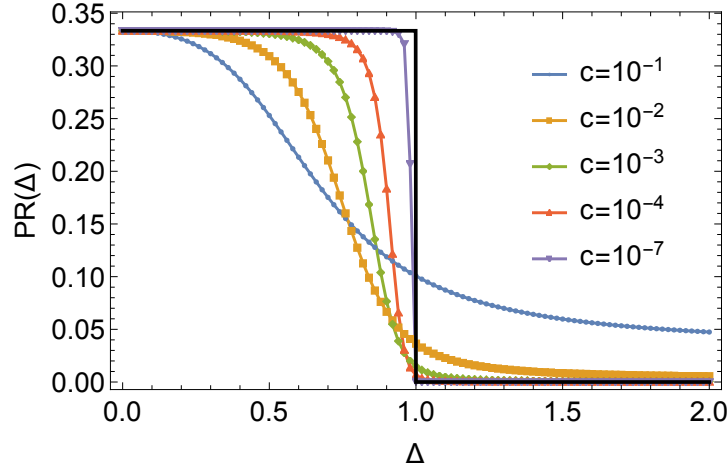


Figure 4. Δ dependence of the participation ratio PR for the binary distribution. Markers denote results for $c > 0$, while the solid line denotes the result for $c = 0$.

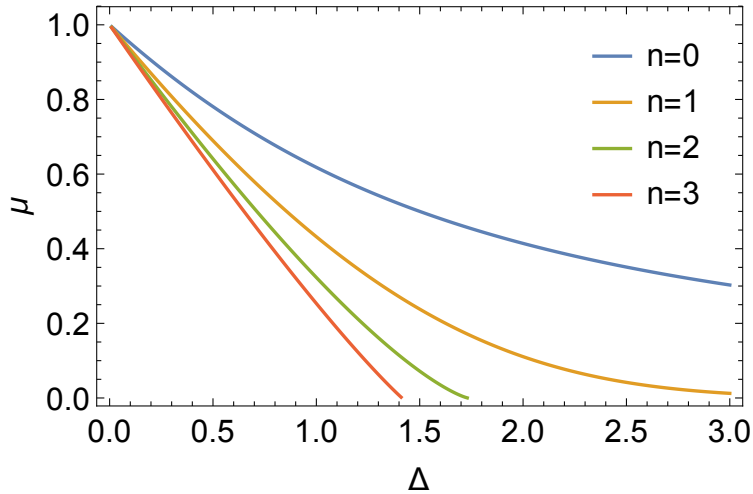


Figure 5. Δ dependence of the Lagrange multiplier for the continuous distribution. For $n > 1$, we plot the data only for $\Delta \leq \Delta_c$.

where Δ is a positive constant. The pre-factor has been chosen so that $\int_{-\infty}^{\infty} dhP(h) = 1$. The Lagrange multiplier is determined by the spherical constraint:

$$1 = \int_{-\infty}^{\infty} dhP(h)q(h) = \frac{(1+n)}{\Delta^{n+1}} \int_0^{\Delta} \frac{h^n dh}{(h+\mu)^2}. \quad (55)$$

In Fig. 5, we plot the results for several n . The integral in Eq. (55) takes a maximum at $\mu = 0$ (μ can not be negative due to Eq. (30)). If $n > 1$, the integral at $\mu = 0$ converges to a finite value :

$$\frac{1+n}{\Delta^{n+1}} \int_0^{\Delta} h^{n-2} dh = \frac{n+1}{\Delta^2(n-1)}. \quad (56)$$

When $1 > \Delta^{-2}(n+1)/(n-1)$ or equivalently

$$\Delta > \Delta_c \equiv \sqrt{\frac{n+1}{n-1}}, \quad (57)$$

Eq. (55) has no solution. This is similar to the situation of the previous section, and the term corresponding to $h_k = 0$ should be carefully treated. For this purpose, let us explicitly write down the summation in Eq. (31) as

$$1 = \frac{1}{M} \sum_{k=1}^M q_k = \frac{1}{M} \sum_{k=1}^M \frac{1}{(\mu + h_k)^2}, \quad (58)$$

where

$$h_k = \Delta \left(\frac{k-1}{M} \right)^{\frac{1}{n+1}}. \quad (59)$$

Eq. (59) guarantees that the distribution of h_k converges to Eq. (54) in the limit $M \rightarrow \infty$. A necessary condition for the sum to be rewritten as an integral is that each term of the sum goes to zero in the limit of $M \rightarrow \infty$. Below we will check this condition. The terms for $k > 1$ are evaluated as

$$\frac{q_k}{M} = \frac{1}{M(h_k + \mu)^2} = O(M^{-\frac{n-1}{n+1}}), \quad (60)$$

where we used $h_k = O(M^{-\frac{1}{n+1}})$, see Eq. (59). Therefore, $q_k/M \rightarrow 0$ if $n > 1$. This is not true for the first term

$$\frac{q_1}{M} = \frac{1}{M\mu^2}, \quad (61)$$

when $\mu \sim 0$. From the above consideration, one realizes that the first and other terms should be treated separately to rewrite the sum to an integral for $\Delta > \Delta_c$. In the limit $M \rightarrow \infty$, we obtain

$$\frac{q_1}{M} + \frac{1}{M} \sum_{k=2}^M q_k \rightarrow \frac{q_1}{M} + \int_{-\infty}^{\infty} dh P(h) q(h) = \frac{q_1}{M} + \frac{n+1}{\Delta^2(n-1)}. \quad (62)$$

Substituting back it into Eq. (58), we get for $\Delta > \Delta_c$

$$\frac{q_1}{M} = 1 - \frac{n+1}{\Delta^2(n-1)}, \quad (63)$$

which is the essentially the same equation as Eq. (46). Eq. (63) implies that above Δ_c , the eigenvector tends to condensate to unperturbed sites for which $h_k = 0$. The mathematical structure that causes the condensation is very similar to that of the Bose-Einstein condensation, as mentioned in Refs. [36, 8, 9].

In Fig. 6, we plot μ calculated by Eq. (58) for $n = 2$ and several M . For $\Delta \leq \Delta_c = \sqrt{3} \approx 1.73$, the results nicely converge to that of the continuum limit

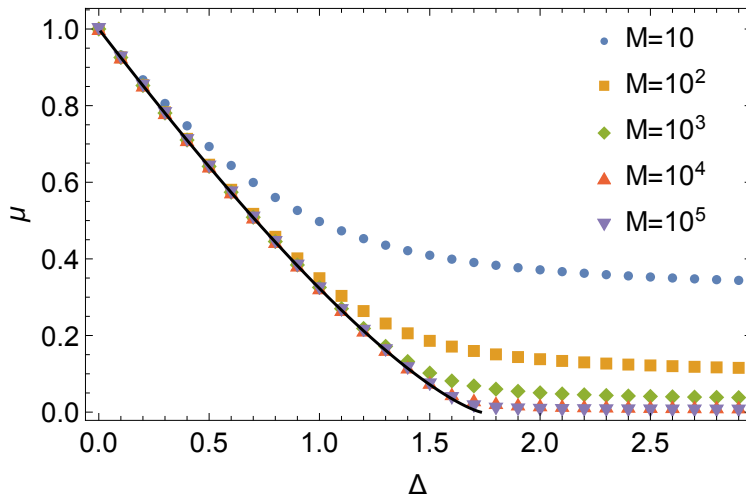


Figure 6. Δ dependence of the Lagrange multiplier μ of the continuous distribution for $n = 2$ and for several M . Markers denote results for finite M , while the solid line denotes the result for $M \rightarrow \infty$.

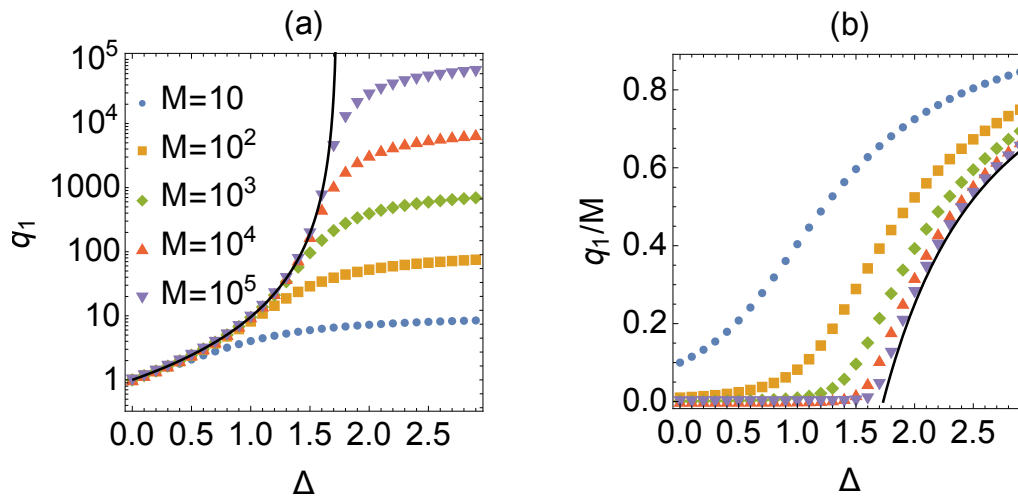


Figure 7. Δ dependence of the overlap of the continuous distribution for $n = 2$. Markers denote results for finite M , while the solid line denotes the result for $M \rightarrow \infty$.

μ_∞ calculated by Eq. (55), while for $\Delta > \Delta_c$, the results converge to $\mu_\infty = 0$ in the limit $M \rightarrow \infty$. In Fig. 7, we plot q_1 and q_1/M for several M . For $\Delta \leq \Delta_c$, q_1 converges to $1/\mu_\infty^2$ in the limit $M \rightarrow \infty$, see Fig. 7 (a). On the contrary, for $\Delta > \Delta_c$, q_1/M converges to Eq. (63), see Fig. 7 (b).

As in Eq. (53), we use a Gaussian approximation to calculate the participation

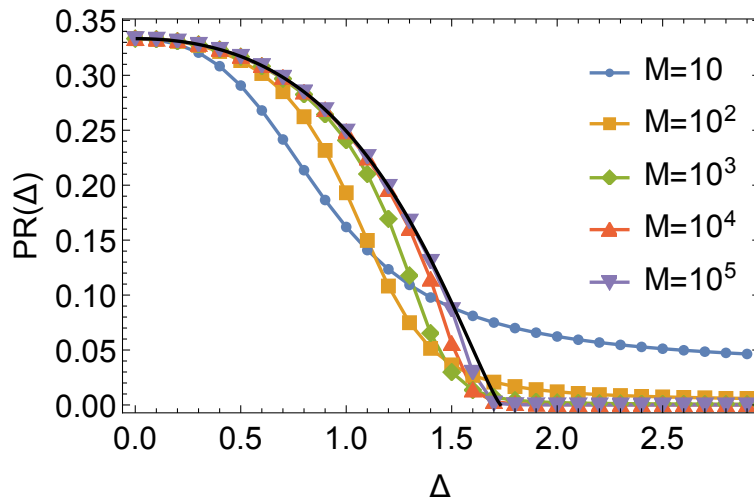


Figure 8. Δ dependence of the participation ratio PR of the continuous distribution for $n = 2$. Markers denote the results for finite M , while the solid line denotes the result for $M \rightarrow \infty$.

ratio [8]:

$$\text{PR} = \left[\frac{1}{N} \sum_{i=1}^N \langle x_i^4 \rangle \right]^{-1} \approx \left[\frac{1}{N} \sum_{i=1}^N 3 \langle x_i \rangle^2 \right]^{-1} = \frac{1}{3} \left[\frac{1}{M} \sum_{k=1}^M q_k^2 \right]^{-1}. \quad (64)$$

For $\Delta \leq \Delta_c$, the summation is expressed by an integral, and we get

$$\text{PR} = \frac{1}{3} \frac{1}{\int_{-\infty}^{\infty} dh P(h) q(h)^2}. \quad (65)$$

At the transition point, the denominator is evaluated as

$$\int dh P(h) q(h)^2 \rightarrow \frac{(1+n)}{\Delta^{n+1}} \int_0^{\Delta} h^{n-4} dh = \begin{cases} \infty & n \leq 3 \\ \frac{n+1}{n-3} \frac{1}{\Delta^2} & n > 3 \end{cases} \quad (66)$$

Therefore, at the transition point, Eq (65) vanishes for $n \in (1, 3]$ and has a finite value for $n > 3$. On the contrary, for $\Delta > \Delta_c$, the condensation $q_1 = O(M)$ leads to $\text{PR} \rightarrow 0$ in the limit $M \rightarrow \infty$. Those arguments suggest that on approaching the transition point, PR continuously goes to zero for $n \in (1, 3]$, while it changes discontinuously from a finite value to zero for $n > 3$. In Fig. 8, we plot PR for finite M calculated by Eq. (64) and for $M \rightarrow \infty$ calculated by Eq. (65) for $n = 2$. One can see that PR changes continuously at Δ_c , in contrast with the binary distribution where PR changes discontinuously at the transition point, see Fig. 4.

Finally, In Figs. 9, 10, and 11, we compare the theoretical prediction and numerical results obtained by direct diagonalization of W for $M = 10$ and 100. We found good agreement for $M = 10$, while there are small but visible finite size effects for $M = 100$. This is a natural result because our theory requires $N \gg M$. So we expect larger finite size effects for larger M .

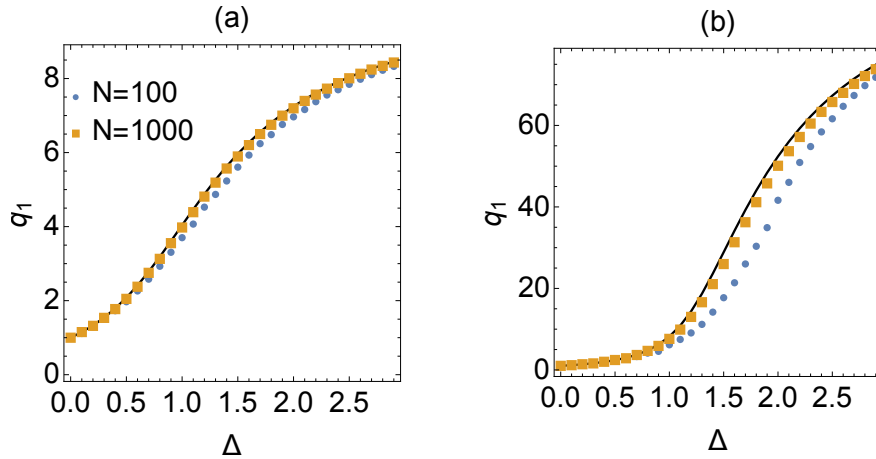


Figure 9. Δ dependence of q_1 for $n = 2$. Markers denote numerical results, while the solid line denotes the theoretical prediction. (a) Results for $M = 10$. (b) Results for $M = 100$.

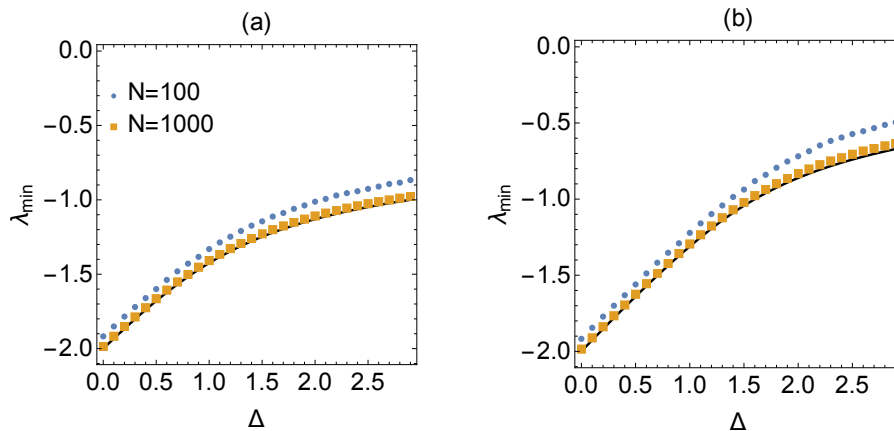


Figure 10. Δ dependence of λ_{\min} for $n = 2$. Markers denote numerical results, while the solid line denotes the theoretical prediction. (a) Results for $M = 10$. (b) Results for $M = 100$.

5. Summary and discussions

In this work, we investigated the eigenvector \mathbf{x}_{\min} of the minimal eigenvalue λ_{\min} of a deformed random matrix, where the i -th diagonal element of the Wigner matrix is perturbed by a constant h_i . By using the replica method, we closely analyzed the localization phenomena of \mathbf{x}_{\min} in two cases: when h_i has a binary distribution, and when it has a continuous distribution.

For the binary distribution of h_i , we considered the following distribution function: $P(h) = c\delta(h) + (1 - c)\delta(h - \Delta)$, where $c \in [0, 1]$ denotes the fraction of non-perturbed

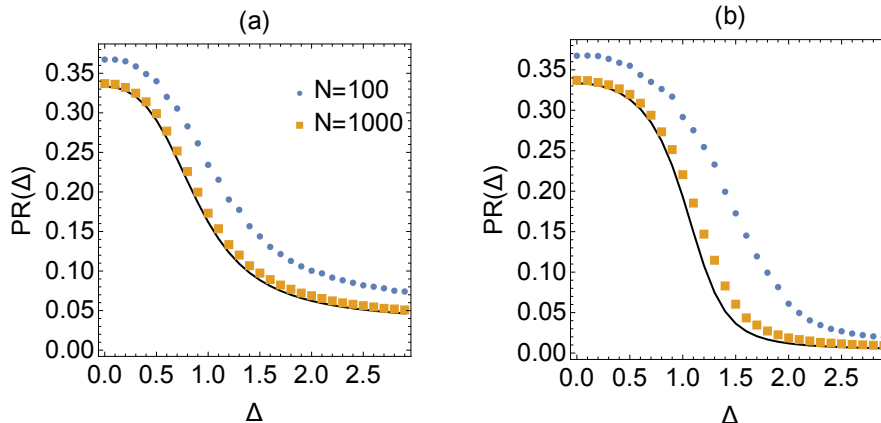


Figure 11. Δ dependence of PR for $n = 2$. Markers denote numerical results, while the solid line denotes the theoretical prediction. (a) Results for $M = 10$. (b) Results for $M = 100$.

sites, and $\Delta > 0$ denotes the strength of the perturbation. On increasing Δ , \mathbf{x}_{\min} tends to condensate to the non-perturbed sites. For $c > 0$, this condensation is a crossover: the order parameter just gradually increases on increasing Δ . As c decreases, the crossover becomes sharper and eventually becomes a phase transition in the limit $c \rightarrow 0$. At the transition point, the condensation to the non-perturbed spins leads to a strong localization. As a consequence, the participation ratio changes discontinuously from a finite value to zero. In the case of a continuous distribution, we considered a power-law distribution $P(h) \propto h^n$. We found that when $n > 1$, \mathbf{x}_{\min} exhibits the Bose-Einstein (like) condensation transition, as previously found for a fully-connected vector spin-glass [8]. At transition point, \mathbf{x}_{\min} tends to condensate to the non-perturbed sites as in the case of the binary distribution, but this time the participation ratio goes to zero continuously for $n \in (1, 3]$, and discontinuously for $n > 3$.

There are still several important points that deserve further investigation. Here we give a tentative list:

- We speculate that the condition $n > 1$ for the existence of the localized phase is somehow universal. Recently, Shimada *et al.* investigated the localization transition of a d -dimensional disordered lattice by using the effective medium theory [37, 38, 39]. They found that for the localized mode to exist, the distribution of the stiffness k should be $P(k) \sim k^n$ with $n > 1$ for $k \ll 1$. Interestingly, this condition is very similar to that we observed in the case of a continuous distribution of h_i . Furthermore, a phenomenological theory also supports $n > 1$ [40]. Further theoretical and numerical studies would be beneficial to clarify this point [36].
- The interaction potential of our model Eq. (4) is the same of that of the $p = 2$ -spin spherical model with site disorders [18]. In this work, we only investigate the model at zero temperature. It would be interesting to see how the model behaves

at finite temperatures, which may give some insights for the thermal excitation of the localized models of amorphous solids [41, 42].

- It is known that for $p > 2$, the p -spin spherical model exhibits the one-step replica symmetric breaking (1RSB) [18]. Investigating how the 1RSB transition competes with the condensation transition may provide useful insight into the competition between glass transition and real-space condensation [43], such as gelation [44, 45].
- Important future work is to perform a similar calculation for the Wishart matrix, which has been used to describe the vibrational density of states of amorphous solids near the jamming transition point [19]. A recent numerical simulation revealed that the participation ratio of the lowest localized mode diverges on approaching the jamming transition point, which characterizes the correlated volume near the transition point [46]. It may be possible to derive these behaviors analytically by analyzing a deformed Wishart matrix.
- We expect that our method to treat the site randomness can be applied to other disordered models. A promising candidate would be the random replicant model (RRM), which is a toy model of the coevolution of species [47, 48]. The interaction potential of the RRM is written as

$$H = \sum_{ij} J_{ij} x_i x_j + a \sum_{i=1}^N x_i^2, \quad (67)$$

where x_i denotes the number of the species. The interaction is very similar to that of the $p = 2$ -spin spherical model Eq. (4), but x_i should be positive and satisfy the following condition $\sum_{i=1}^N x_i = N$. It is interesting to see whether condensation transitions occur when the site randomness $\sum_i h_i x_i^2$ is added to the RRM, and if so, to investigate the implications of the transition for coevolution.

Acknowledgments

We thank P. Urbani for useful comments. This project has received JSPS KAKENHI Grant Numbers 21K20355.

Appendix A. Binary distribution in the limit $c \rightarrow 0$ and Baik-Ben Arous-Péché (BBP) transition

Here we briefly discuss that the transition in the $c \rightarrow 0$ limit of the binary distribution can be identified with the Baik-Ben Arous-Péché (BBP) transition. A typical setting of the BBP transition is to add a rank-one perturbation to the Wishart matrix J :

$$J + \Delta \mathbf{e}_i \mathbf{e}_i^t, \quad (\text{A.1})$$

where \mathbf{e}_i denotes the unit vector along the i -th axis. Since the qualitative results do not depend on i , we will set $i = 1$ in the following. The maximal eigenvalue of the above

matrix has been studied extensively, and it is known that in the thermodynamic limit $N \rightarrow \infty$ [49]

$$\lambda_{\max} = \begin{cases} 2 & \Delta \leq 1 \\ \Delta + 1/\Delta & \Delta > 1. \end{cases} \quad (\text{A.2})$$

The maximal eigenvalue λ_{\max} exhibits a singular behavior at the critical point $\Delta_c = 1$, which is the signature of the BBP transition [49].

Now we discuss that the BBP transition can be identified with the transition of our model with the binary distribution in the limit $c \rightarrow 0$. The matrix W with the binary distribution can be written explicitly as follows:

$$W = J + \Delta I - \Delta \sum_{i=1}^{cN} \mathbf{e}_i \mathbf{e}_i^t, \quad (\text{A.3})$$

where \mathbf{e}_i denotes the unit vector along the i -th axis, and I denotes the $N \times N$ identity matrix. The minimal eigenvalue is expressed as

$$\lambda_{\min}(c) = \min_{\mathbf{e}} \mathbf{e}^t W \mathbf{e} = -\lambda_{\max}(c) + \Delta \quad (\text{A.4})$$

where \mathbf{e} denotes an unit vector, and

$$\begin{aligned} \lambda_{\max}(c) &= -\min_{\mathbf{e}} \mathbf{e}^t \left(J - \Delta \sum_{i=1}^{cN} \mathbf{e}_i \mathbf{e}_i^t \right) \mathbf{e} = \max_{\mathbf{e}} \mathbf{e}^t \left(J' + \Delta \sum_{i=1}^{cN} \mathbf{e}_i \mathbf{e}_i^t \right) \mathbf{e}, \\ J' &= -J. \end{aligned} \quad (\text{A.5})$$

Since the distribution of J_{ij} is symmetric, J' has the same statistical properties of those of J . The question is if $\lambda_{\max}(c)$ converges to the result of the rank-one perturbation Eq. (A.2) in the limit $c \rightarrow 0$. The answer is yes: by substituting Eq. (49) into (A.4), one can easily show that $\lim_{c \rightarrow 0} \lambda_{\max}(c) = \lambda_{\max}$. This means that the singularity of $\lim_{c \rightarrow 0} \lambda_{\max}(c)$, or equivalently $\lim_{c \rightarrow 0} \lambda_{\min}(c)$, of our model is the consequence of the BBP transition.

References

- [1] Rosenzweig N and Porter C E 1960 *Phys. Rev.* **120**(5) 1698–1714 URL <https://link.aps.org/doi/10.1103/PhysRev.120.1698>
- [2] Kravtsov V, Khaymovich I, Cuevas E and Amini M 2015 *New Journal of Physics* **17** 122002
- [3] Capitaine M and Donati-Martin C 2016 *arXiv preprint arXiv:1607.05560*
- [4] Facchetti D, Vivo P and Biroli G 2016 *EPL (Europhysics Letters)* **115** 47003
- [5] Lee J O and Schnelli K 2016 *Probability Theory and Related Fields* **164** 165–241
- [6] Livan G, Novaes M and Vivo P 2018 *Monograph Award* 63
- [7] Aspelmeier T and Moore M A 2004 *Phys. Rev. Lett.* **92**(7) 077201 URL <https://link.aps.org/doi/10.1103/PhysRevLett.92.077201>
- [8] Franz S, Nicoletti F, Parisi G and Ricci-Tersenghi F 2022 *SciPost Physics* **12** 016

- [9] Franz S, Nicoletti F and Ricci-Tersenghi F 2022 *Journal of Statistical Mechanics: Theory and Experiment* **2022** 053302
- [10] Perry A, Wein A S, Bandeira A S and Moitra A 2018 *The Annals of Statistics* **46** 2416–2451
- [11] Krajenbrink A, Le Doussal P and O’Connell N 2021 *Phys. Rev. E* **103**(4) 042120 URL <https://link.aps.org/doi/10.1103/PhysRevE.103.042120>
- [12] Rainone C, Urbani P, Zamponi F, Lerner E and Bouchbinder E 2021 *SciPost Physics Core* **4** 008
- [13] Bouchbinder E, Lerner E, Rainone C, Urbani P and Zamponi F 2021 *Physical Review B* **103** 174202
- [14] Lerner E, Düring G and Bouchbinder E 2016 *Phys. Rev. Lett.* **117**(3) 035501 URL <https://link.aps.org/doi/10.1103/PhysRevLett.117.035501>
- [15] Mizuno H, Shiba H and Ikeda A 2017 *Proceedings of the National Academy of Sciences* **114** E9767–E9774
- [16] Angelani L, Paoluzzi M, Parisi G and Ruocco G 2018 *Proceedings of the National Academy of Sciences* **115** 8700–8704
- [17] Wang L, Ninarello A, Guan P, Berthier L, Szamel G and Flenner E 2019 *Nature communications* **10** 1–7
- [18] Castellani T and Cavagna A 2005 *Journal of Statistical Mechanics: Theory and Experiment* **2005** P05012
- [19] Franz S, Parisi G, Urbani P and Zamponi F 2015 *Proceedings of the National Academy of Sciences* **112** 14539–14544
- [20] Folea G and Urbani P 2022 *Journal of Statistical Mechanics: Theory and Experiment* **2022** 053301
- [21] Mézard M, Parisi G and Virasoro M A 1987 *Spin glass theory and beyond: An Introduction to the Replica Method and Its Applications* vol 9 (World Scientific Publishing Company)
- [22] Parisi G, Urbani P and Zamponi F 2020 *Theory of simple glasses: exact solutions in infinite dimensions* (Cambridge University Press)
- [23] Edwards S F and Jones R C 1976 *Journal of Physics A: Mathematical and General* **9** 1595
- [24] Sommers H J, Crisanti A, Sompolinsky H and Stein Y 1988 *Phys. Rev. Lett.* **60**(19) 1895–1898 URL <https://link.aps.org/doi/10.1103/PhysRevLett.60.1895>
- [25] Rodgers G J and Bray A J 1988 *Phys. Rev. B* **37**(7) 3557–3562 URL <https://link.aps.org/doi/10.1103/PhysRevB.37.3557>
- [26] Semerjian G and Cugliandolo L F 2002 *Journal of Physics A: Mathematical and General* **35** 4837
- [27] Nagao T and Tanaka T 2007 *Journal of Physics A: Mathematical and Theoretical* **40** 4973
- [28] Kühn R 2008 *Journal of Physics A: Mathematical and Theoretical* **41** 295002
- [29] Urbani P 2022 *arXiv preprint arXiv:2203.01899*
- [30] Kabashima Y and Takahashi H 2012 *Journal of Physics A: Mathematical and Theoretical* **45** 325001
- [31] Sherrington D and Kirkpatrick S 1975 *Phys. Rev. Lett.* **35**(26) 1792–1796 URL <https://link.aps.org/doi/10.1103/PhysRevLett.35.1792>
- [32] Nieuwenhuizen T M 1995 *Phys. Rev. Lett.* **74**(21) 4289–4292 URL <https://link.aps.org/doi/10.1103/PhysRevLett.74.4289>
- [33] Cugliandolo L F and Dean D S 1995 *Journal of Physics A: Mathematical and General* **28** 4213
- [34] Fyodorov Y V, Perret A and Schehr G 2015 *Journal of Statistical Mechanics: Theory and Experiment* **2015** P11017
- [35] Franz S, Parisi G, Sevelev M, Urbani P and Zamponi F 2017 *SciPost Phys.* **2**(3) 019
- [36] Stanifer E, Morse P, Middleton A and Manning M 2018 *Physical Review E* **98** 042908
- [37] Shimada M, Mizuno H and Ikeda A 2020 *Soft Matter* **16** 7279–7288
- [38] Shimada M, Mizuno H and Ikeda A 2021 *Soft Matter* **17** 346–364
- [39] Shimada M and De Giuli E 2022 *SciPost Physics* **12** 090
- [40] Gurarie V and Chalker J T 2003 *Phys. Rev. B* **68**(13) 134207 URL <https://link.aps.org/doi/10.1103/PhysRevB.68.134207>

- [41] Das P and Procaccia I 2021 *Phys. Rev. Lett.* **126**(8) 085502 URL <https://link.aps.org/doi/10.1103/PhysRevLett.126.085502>
- [42] Guerra R, Bonfanti S, Procaccia I and Zapperi S 2022 *Phys. Rev. E* **105**(5) 054104 URL <https://link.aps.org/doi/10.1103/PhysRevE.105.054104>
- [43] Majumdar S 2010 *Exact Methods in Low-dimensional Statistical Physics and Quantum Computing: Lecture Notes of the Les Houches Summer School: Volume 89, July 2008* 407
- [44] Zaccarelli E, Buldyrev S V, La Nave E, Moreno A J, Saika-Voivod I, Sciortino F and Tartaglia P 2005 *Phys. Rev. Lett.* **94**(21) 218301 URL <https://link.aps.org/doi/10.1103/PhysRevLett.94.218301>
- [45] Manley S, Wyss H M, Miyazaki K, Conrad J C, Trappe V, Kaufman L J, Reichman D R and Weitz D A 2005 *Phys. Rev. Lett.* **95**(23) 238302 URL <https://link.aps.org/doi/10.1103/PhysRevLett.95.238302>
- [46] Shimada M, Mizuno H, Wyart M and Ikeda A 2018 *Phys. Rev. E* **98**(6) 060901 URL <https://link.aps.org/doi/10.1103/PhysRevE.98.060901>
- [47] Diederich S and Oppen M 1989 *Physical Review A* **39** 4333
- [48] Biscari P and Parisi G 1995 *Journal of Physics A: Mathematical and General* **28** 4697
- [49] Potters M and Bouchaud J P 2020 *A First Course in Random Matrix Theory: For Physicists, Engineers and Data Scientists* (Cambridge University Press)