

Cluster Cepheids with High Precision *Gaia* Parallaxes, Low Zeropoint Uncertainties, and *Hubble Space Telescope* Photometry

ADAM G. RIESS,^{1,2} LOUISE BREUVAL,² WENLONG YUAN,² STEFANO CASERTANO,¹ LUCAS M. MACRI,³
J. BRADLEY BOWERS,² DAN SCOLNIC,⁴ TRISTAN CANTAT-GAUDIN,⁵ RICHARD I. ANDERSON,⁶ AND MAURICIO CRUZ REYES⁶

¹*Space Telescope Science Institute, 3700 San Martin Drive, Baltimore, MD 21218, USA*

²*Department of Physics and Astronomy, Johns Hopkins University, Baltimore, MD 21218, USA*

³*George P. and Cynthia W. Mitchell Institute for Fundamental Physics and Astronomy,
Department of Physics & Astronomy, Texas A&M University, College Station, TX 77843, USA*

⁴*Department of Physics, Duke University, Durham, NC 27708, USA*

⁵*Max-Planck-Institut für Astronomie, Königstuhl 17, D-69117 Heidelberg, Germany*

⁶*Institute of Physics, Laboratory of Astrophysics, École Polytechnique Fédérale de Lausanne (EPFL), Observatoire de Sauverny, 1290
Versoix, Switzerland*

ABSTRACT

We present *HST* photometry of 17 Cepheids in open clusters and their cluster mean parallaxes from *Gaia* EDR3. These parallaxes are more precise than those from individual Cepheids ($G < 8$ mag) previously used to measure the Hubble constant because they are derived from an average of > 300 stars per cluster. Cluster parallaxes also have smaller systematic uncertainty because their stars lie in the range ($G > 13$ mag) where the *Gaia* parallax calibration is the most comprehensive. Cepheid photometry employed in the period–luminosity relation was measured using the same *HST* instrument (WFC3) and filters ($F555W$, $F814W$, $F160W$) as extragalactic Cepheids in Type Ia supernova (SN Ia) hosts. We find no evidence of residual parallax offset in this magnitude range, $zp = -3 \pm 4 \mu\text{s}$, consistent with the results from Lindegren et al. (2021) and most studies. The Cepheid luminosity (at $P = 10$ d and solar metallicity) in the *HST* near-infrared, Wesenheit magnitude system derived from the cluster sample is $M_{H,1}^W = -5.902 \pm 0.025$ mag and -5.890 ± 0.018 mag with or without simultaneous determination of a parallax offset, respectively. These results are similar to measurements from field Cepheids, confirming the accuracy of the *Gaia* parallaxes over a broad range of magnitudes. The SH0ES distance ladder calibrated only from this sample gives $H_0 = 72.9 \pm 1.3$ and $H_0 = 73.3 \pm 1.1$ km s⁻¹ Mpc⁻¹ with or without offset marginalization; combined with all other anchors we find $H_0 = 73.01 \pm 0.99$ and 73.15 ± 0.97 km s⁻¹ Mpc⁻¹, respectively, a 5% or 7% reduction in the uncertainty in H_0 and a $\sim 5.3\sigma$ Hubble Tension relative to Planck+ Λ CDM. It appears increasingly difficult to reconcile two of the best measured cosmic scales, parallaxes from *Gaia* and the angular size of the acoustic scale of the CMB, using the simplest form of Λ CDM to connect the two.

1. INTRODUCTION

Trigonometric parallaxes of Milky Way Cepheids measured by the *ESA Gaia* mission, in concert with their fluxes measured with the Hubble Space Telescope (*HST*), offer the only route at present to reach a 1% geometric calibration of a distance ladder used to measure the Hubble constant. The *Gaia* EDR3 data release provided parallaxes with $\sim 25 \mu\text{s}$ precision for 75 Cepheids photometrically with *HST* to reach a 1.1% geometric calibration including marginalization over the *Gaia* parallax offset term (Riess et al. 2021a, hereafter R21). These were used in the recent SH0ES measurement of H_0 (Riess et al. 2021b, hereafter R22) and in other studies (Brout et al. 2022; Jones et al. 2022). However, it is possible to obtain parallaxes with still greater individual precision and lower systematic uncertainty for Cepheids that reside in Milky Way open clusters (Turner 2010).

The precision of the mean parallax of a cluster of stars can greatly exceed that of its individual members. Breuval et al. (2020, hereafter B20) confirmed this for 13 Milky Way cluster Cepheids with parallaxes from *Gaia* DR2. Although cluster parallax uncertainties do not scale as the square root of the number of stars in a Cepheid-hosted cluster due to the angular covariance of *Gaia* parallax measurements (Lindegren et al. 2021, hereafter L21), a mean cluster parallax

uncertainty including the angular uncertainty is approximately three times smaller (on average) than that of the Cepheid it hosts and thus each cluster Cepheid has the weight of approximately nine field Cepheids.

However, Cepheids are rarely found in star clusters. Although born in young clusters, their ages (~ 100 Myr) greatly exceed the dissipation timescale of open clusters (~ 10 Myr, Lada & Lada 2003; Dinnbier et al. 2022), so that Cepheids hosted by clusters comprise only a few percent of the Cepheid population (Anderson et al. 2013). Nevertheless, their unique leverage makes even a modest sample significant and valuable.

The other important advantage of Cepheid cluster parallaxes from *Gaia* comes from the better initial calibration of their parallax offset. This term was determined for EDR3 by L21 from a combination of a million QSOs ($G > 13$ mag), millions of LMC stars ($G > 12$ mag), and a smaller number (~ 7000) of physically bound pairs with a bright companion ($G > 6$ mag) as seen in Fig. 1. Because the offset is a function of magnitude and was calibrated from sources that match the $12 < G < 19$ mag range of cluster stars as seen in Fig. 1, the offset calibration for these parallaxes is optimal. The offset is less well constrained at $G < 9$ mag (typical of Milky Way Cepheids) due to the smaller number of calibrating sources, requiring the *simultaneous* constraint of the offset at this brighter range and the Cepheid luminosity. This doubles the uncertainty in the latter, as described in Riess et al. (2018a, hereafter R18a) and in R21.. Fig. 2 shows constraints on the residual (from L21) parallax offset as a function of source magnitude as determined by external studies. As expected, there is a good consensus for little to no residual offset, z_p , at $G > 13$ ($|z_p| < 5\mu\text{as}$).

While the *Gaia* EDR3 parallaxes of cluster Cepheids would support the target $\sim 1\%$ goal, reaching it also requires these Cepheids to be observed on the same *HST* photometric system as those in SN Ia hosts, as systematic disparities (i.e., between the ground and space in the NIR), empirically seen to be $0.03 - 0.04$ mag (Riess et al. 2018b, 2019a, hereafter R18b and R19a), would otherwise dominate the other error terms. While we could estimate these Cepheid magnitudes in the 3-band *HST* system synthetically by applying transformations using ground-based photometry, B20 showed that the statistical errors from transformations are a factor of 3 worse than was achieved with *HST* (0.06 mag from the ground vs 0.02 mag per Cepheid with *HST*, surpassing the mean of 0.05 mag distances errors of the EDR3

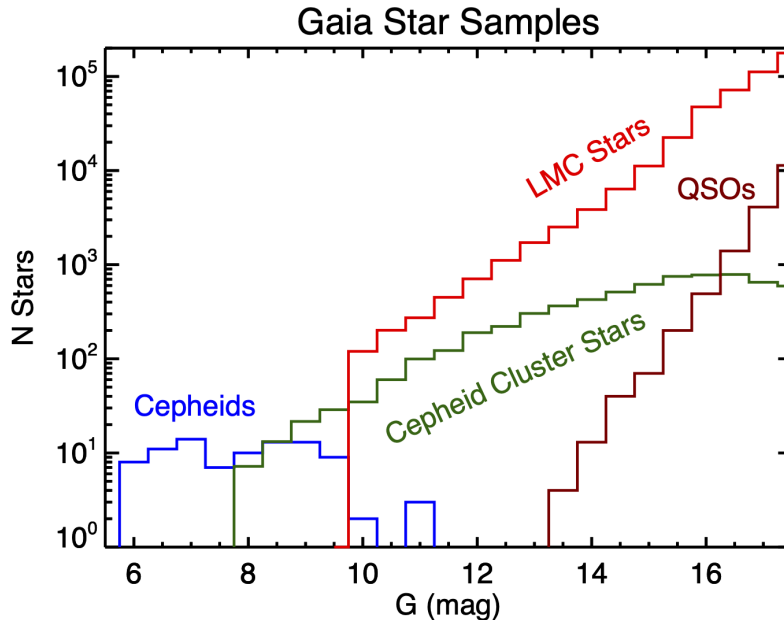


Figure 1. Sources used by L21 to calibrate the *Gaia* EDR3 parallax offset (LMC stars and QSOs) and samples used to measure the parallaxes of Cepheids. L21 also used ~ 7000 physical pairs of stars (not in this plot) with the brighter member having $6 < G < 10$ to calibrate the bright range. The parallaxes of field Cepheids (blue line) used in R21 and the SH0ES determination of H_0 require the simultaneous determination of the parallax offset due to the more limited *Gaia* calibration in this range. The parallaxes of Cepheids in clusters were determined with a far greater number of stars which are also fainter (green), in the brightness range where *Gaia* is best calibrated.

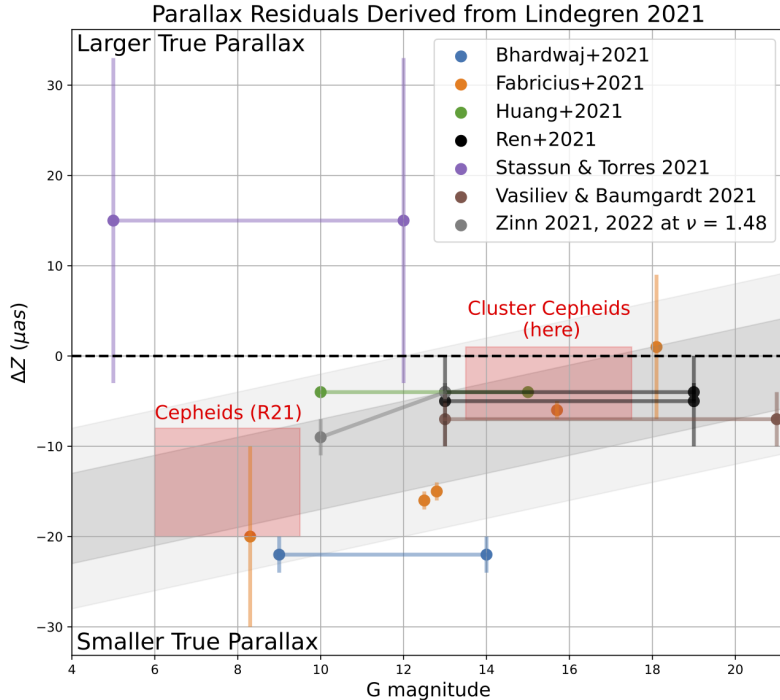


Figure 2. External calibrations of the residual *Gaia* parallax offset relative to L21 measured by external sources as a function of source magnitude, collated by L21. We added to this the measurement from Cluster Cepheids and highlight both sets of Cepheid measurements in red. The gray regions at $\Delta Z = (G - 22) \mu\text{as}$ with bands of ± 5 and $10 \mu\text{as}$ shows a simplistic, approximate 68% and 95% confidence intervals representing a “consensus” of the external measurements tabulated in Lindegren (2021). Measures in the negative direction imply parallaxes which are overestimated by L21. Points from Zinn (2021,2022) are at $\nu=1.48$, the mean color of the Cepheids.

parallaxes) and the additional systematic uncertainty of 0.04 mag between ground and *HST* zeropoints would still limit the resulting calibration of H_0 to $> 2\%$.

Here we present observations of 17 Cluster Cepheids measured with *HST* using the same instrument and three filters as other Cepheids on the SH0ES team distance ladder obtained with the same spatial-scanning protocols used in R18b and R21. In §2 we present the measurements, in §3 we use these data to constrain the Cepheid P – L relation, the scale of the distance ladder and H_0 with discussion of the results in §4.

2. DATA

2.1. Clusters

The Cepheid cluster sample was initially selected as the set of 13 fundamental-mode Cepheids (including a beat or double mode Cepheid V367-SCT using its the period of its fundamental pulsation) with $P > 4\text{d}$ identified by B20 to be in clusters with high confidence. These associations were determined by comparing angular positions, proper motions, parallaxes, and ages between the Ripepi et al. (2019) Cepheid catalogue and the open cluster catalogue derived from *Gaia* DR2 by Cantat-Gaudin et al. (2018). Five of these Cepheids (DL Cas, U Sgr, XZ Car, and S Nor) were previously photometrically measured with *HST* by R18b and R21. The other nine were targeted in a Cycle 29 *HST* program, GO 16676 (PI Riess) to collect this cluster sample and are presented here for the first time.

Subsequently, Breuval (2021); Zhou & Chen (2021) and Cruz Reyes & Anderson (2022, hereafter CR22) identified a few additional Cepheids hosted by open clusters using *Gaia* EDR3. Three of these, WX Pup, SV Vul, and X Pup were previously measured with *HST* by R18b and one, X Vul, was targeted for new observations in the Cycle 29 program. Thus the full sample we consider is 17 Cepheid and cluster pairs.

From the most recent studies which use *Gaia* EDR3, there is strong agreement between studies on the association of a specific Cepheid and cluster for 14 of the 17 variables we consider, which we will refer to as the “Gold” sample. The remaining 3 objects (which we call the “Silver” sample) warrant additional consideration due to their greater spatial separation from the cluster centers, which would place them outside the cores but inside the cluster coronae which extend up to $10\times$ farther in radius (Kharchenko et al. 2005).

These objects are:

WX Pup – located $\sim 26'$ from the center of UBC 231, though all other properties (radial separation, proper motion, age) are in concordance.

X Pup – CR22 identified a new open cluster association, CL X Pup, which is $\sim 30'$ from this variable with otherwise consistent measures.

XZ Car – B20 associated this variable with NGC 3496 with a large angular separation from the core; $52'$ (or 35 pc) placing it plausibly in the clusters’ corona. All other measures are consistent. ¹

2.2. Cluster Parallaxes

Cluster parallaxes were determined from the average of stars identified as likely members following the procedure Cantat-Gaudin et al. (2018). The inverse of the parallax uncertainties given in EDR3 were used to weight the mean parallaxes. We provide the properties of these Cepheids and their cluster hosts in Table 1. The cluster star parallaxes include the L21 zeropoint offset calibration term as a function of their magnitude, color and ecliptic latitude. The statistical uncertainty derived from the mean of the cluster stars is exceedingly small, ranging from 1 to 4 μas . However, *Gaia* parallaxes have an angular covariance which reduces the available precision for clustered sources. Knowledge of the angular covariance has been derived (Lindgren et al. 2021; Maíz Apellániz et al. 2021) on small scales (with

Table 1. Cluster Data for Cepheid Hosts

Cluster	Cepheid	RA	Dec	N	Size	π^a	σ^b		
							stat	ac	tot
			[$^\circ$]		[$'$]	[μas]			
Berkeley 58	CG-CAS	0.0579	60.9421	206	5.3	335.9	2.0	8.2	8.4
NGC 129	DL-CAS	7.5629	60.2252	469	16.3	558.6	1.0	7.0	7.1
FSR 0951	RS-ORI	95.5796	14.6391	240	13.9	594.0	1.8	7.0	7.2
vdBergh 1	CV-MON	99.2807	3.0779	66	3.4	578.6	4.2	8.8	9.7
CL X-PUP ^d	X-PUP	113.3532	-20.4798	125	< 5	363.0	–	–	7.1
UBC 231	WX-PUP	115.5583	-26.2943	35	7.8	355.9	3.5	7.5	8.2
Ruprecht 79	CS-VEL	145.2566	-53.8477	267	4.5	274.1	1.5	8.4	8.5
NGC 3496	XZ-CAR	164.8822	-60.3360	554	7.3	439.0	0.8	7.6	7.7
NGC 5662	V-CEN	218.7455	-56.6592	259	21.3	1322.1	1.4	7.0	7.2
Lynga 6	TW-NOR	241.2089	-51.9538	163	4.8	408.2	2.5	8.3	8.7
NGC 6067	V340-NOR	243.2930	-54.2264	1234	9.3	495.5	0.8	7.3	7.3
NGC 6087	S-NOR	244.7350	-57.9140	279	16.8	1056.8	1.5	7.0	7.2
IC 4725	U-SGR	277.9490	-19.1125	516	23.0	1540.0	1.1	7.0	7.1
NGC 6649	V367-SCT	278.3591	-10.3966	628	4.7	507.9	1.7	8.3	8.5
UBC 130	SV-VUL	298.0507	27.4452	98	8.7	427.8	2.0	7.3	7.6
UBC 129	X-VUL	298.9809	26.4709	254	44.8	885.8	1.2	7.1	7.2
NGC 7790	CF-CAS	359.6092	61.2159	248	5.5	331.0	1.7	8.1	8.3

NOTE—*a*: Includes L20 parallax offset. *b*: Total uncertainty (in last column) is the quadrature sum of the statistical uncertainty and the angular covariance (ac) *c*: data from CR22

¹ CR22 associate XZ Car with lower-than-full confidence (Silver) with a previously-undiscovered cluster, CL XZ Car. This newly identified cluster is still far from XZ Car at $20'$ (or 14 pc), though half the separation as NGC 3496. However, this cluster is also less rich than NGC 3496, likely equalizing the difference in association advantage. Further the new cluster is more discrepant in proper motion and photometric parallax, the latter implying a $\sim 250 \pm 70$ pc radial separation. For these reasons we retain the B20 association though we assign this association a Silver category confidence.

numerous independent patches of $< 15'$ where the angular covariance is seen to be $\sim 6^2 \mu\text{as}^2$) using the consistency of LMC stars and for larger separations on degree(s) scale using QSOs, where [Maíz Apellániz et al. \(2021\)](#) find a covariance of $\sim 7^2 \mu\text{as}^2$ at 3 degree separation (their equation 9). Because the clusters vary in size from $5 - 40'$, it is necessary to interpolate the angular covariance determinations between these scales². The resulting mean parallaxes with uncertainties limited by the angular covariance function are given in Table 1. The mean of these uncertainties is $8 \mu\text{as}$ per cluster with a minimum of $7 \mu\text{as}$ and a maximum of $10 \mu\text{as}$. As we show in the next section, a significantly larger parallax uncertainty per cluster is not supported by the $P-L$ relation.

A somewhat smaller value of the large-scale angular covariance was found by [Zinn \(2020, see their Figure 5\)](#) where the value for *Kepler* stars drops to $\sim 4^2 \mu\text{as}^2$ at 1° separation. For the largest cluster, UBC 129, which has a core size of $45'$ this result instead of the quasar-based one would reduce the uncertainty from $7 \mu\text{as}$ to $5 \mu\text{as}$. However for most clusters the difference would be $< 1 \mu\text{as}$ and we adopt the larger uncertainties. The mean spatial separation of the clusters is very large, $> 10^\circ$ so that the cluster-to-cluster parallax covariance is negligible.

2.3. Cepheid Photometry

The photometry of all Cepheids were measured in 3 filters, *F555W*, *F814W*, and *F160W* (hereafter, *V*, *I* and *H* for simplicity) on Wide Field Camera 3 using the same spatial scan procedures described in R18a,b and R21. The random-phase photometry, which is independent of filter zeropoints as it depends on magnitude differences, was corrected to mean phase following the same procedures given in R18a,b and R21 and is provided in Table 2. The sources of the light curves used to measure the phase corrections are given in Tables 3 and 4.

We combine the bands into the same reddening-free Wesenheit index used for all recent SH0ES analyses (R22),

$$m_H^W = m_{F160W} - 0.386(m_{F555W} - m_{F814W}). \quad (1)$$

The reddening ratio of 0.386 is derived from the [Fitzpatrick \(1999\)](#) reddening law with $R_V = 3.3$. Following the SH0ES convention, we correct the m_H^W magnitudes for the count rate non-linearity of WFC3 relative to faint extragalactic Cepheids (0.0077 mag per dex, [Riess et al. 2019b](#)) by applying this term to the Cepheids in anchors so they are directly comparable to the (uncorrected by convention) extragalactic Cepheids in SN Ia hosts. The mean difference between the MW Cepheids and the sky-limit, a floor for count rate, is 6.3 dex for an addition of 0.048 ± 0.004 mag which are added, by convention, only to the Wesenheit magnitudes in Table 2. We also include individual [Fe/H] metallicity measurements as compiled by [Groenewegen \(2018\)](#) for use in the Cepheid $P-L$ relation which span a range of -0.01 to $+0.33$ dex with a mean of $+0.08$ dex and a dispersion of 0.07 dex, to which we add 0.06 dex to convert from [Fe/H] to [O/H] ([Romaniello et al. 2021](#)).

Table 2. Photometric Data for MW Cepheids

Cepheid	log P	<i>F555W</i>	σ	<i>F814W</i>	σ	<i>F160W</i> ^a	σ	$m_H^{W,b}$	σ	Met ^d	π_{R22}^c	σ	Cluster	Sample
Cycle 29														
CF-CAS	0.688	11.30	0.023	9.693	0.026	8.261	0.027	7.684	0.030	-0.01	308.4	4.3	NGC 7790	Gold
CG-CAS	0.640	11.56	0.024	9.843	0.046	8.315	0.027	7.694	0.034	0.06	330.2	5.1	Berkeley 58	Gold
CS-VEL	0.771	11.87	0.015	10.04	0.019	8.375	0.027	7.710	0.029	0.09	268.5	3.5	Ruprecht 79	Gold
CV-MON	0.731	10.45	0.024	8.587	0.018	6.924	0.027	6.250	0.029	0.09	559.4	7.6	vdBergh 1	Gold
RS-ORI	0.879	8.553	0.016	7.239	0.027	6.110	0.027	5.652	0.030	0.11	588.3	8.0	FSR 0951	Gold
TW-NOR	1.033	11.84	0.028	9.193	0.020	6.877	0.027	5.900	0.030	0.27	415.2	5.8	Lynga 6	Gold
V-CEN	0.740	7.006	0.012	5.802	0.012	4.723	0.027	4.311	0.028	0.12	1347.2	17.3	NGC 5662	Gold
V340-NOR	1.064	8.533	0.024	7.137	0.018	5.852	0.027	5.363	0.029	0.07	507.1	6.9	NGC 6067	Gold
V367-SCT	0.799	11.75	0.043	9.194	0.030	7.112	0.050	6.171	0.054	0.05	523.0	13.0	NGC 6649	Gold
X-VUL	0.801	9.051	0.019	7.161	0.033	5.590	0.027	4.911	0.031	0.13	931.9	13.2	UBC 129	Gold

Table 2 continued on next page

² [Maíz Apellániz et al. \(2021\)](#) summed the angular covariance on small scales as measured independently by the LMC and QSOs in their equation (10), though this double-counts the small-angle covariance measured by each, i.e., $6^2 \mu\text{as}^2 + 7^2 \mu\text{as}^2 \sim 9^2 \mu\text{as}^2$. Here we use each component for the scale it best measures, LMC at $< 15'$ separations and QSO's at $>$ degree separations and interpolate the results at intermediate scales resulting in a floor for the larger clusters of $\sim 7 \mu\text{as}$

Table 2 (*continued*)

Cepheid	log P	$F555W$	σ	$F814W$	σ	$F160W^a$	σ	$m_H^{W,b}$	σ	Met ^d	π_{R22}^c	σ	Cluster	Sample
Cycles 22 and 27														
DL-CAS	0.903	9.106	0.019	7.569	0.022	6.238	0.018	5.693	0.021	0.05	556.3	5.4	NGC 129	Gold
U-SGR	0.829	6.886	0.018	5.388	0.011	4.143	0.027	3.619	0.028	0.14	1618.0	21.0	IC 4725	Gold
XZ-CAR	1.221	8.773	0.017	7.217	0.006	5.770	0.007	5.219	0.010	0.03	426.5	1.9	NGC 3496	Silver
S-NOR	0.989	6.578	0.011	5.410	0.012	4.391	0.012	3.994	0.014	0.10	1067.2	6.7	NGC 6087	Gold
WX-PUP	0.951	9.191	0.030	7.944	0.012	6.807	0.010	6.372	0.016	-0.01	378.2	2.8	UBC 231	Silver
SV-VUL	1.653	7.267	0.047	5.648	0.033	4.214	0.027	3.643	0.035	0.11	457.3	7.4	UBC 130	Gold
X-PUP	1.414	8.695	0.019	7.128	0.010	5.628	0.008	5.073	0.012	0.02	340.2	1.8	CL XPUP	Silver

NOTE—*a*: Does not include addition of 0.0075 ± 0.006 mag/dex to correct CRNL for 5 to 6.5 dex between MW and extragalactic Cepheids.

b: Includes addition of CRNL to allow direct comparison to extragalactic Cepheids in R22 which do not include any CRNL correction.

c: $\pi_{phot} = 10^{-0.2(\mu-10)}$ where $\mu = m_H^W - M_H^W$ and M_H^W is the absolute Wesenheit magnitude determined from the Cepheid period and the distance scale from Riess et al. (2021b) where $b_W = -3.30$, $Z_W = -0.22$ mag/dex, $M_{H,1}^W = -5.90$ mag which results in $H_0 = 73.04$ km s⁻¹ Mpc⁻¹ as discussed in the text. *d*: [Fe/H] from Groenewegen (2018).

Table 3. Ground Data Sources for Phase Determination

Identifier	References ^a				
	Phase determination	V	I	J	H
CF Cas	3-10,13,15,24,25,33,34	3-10,13,15,24,25,33,34	34	NA	NA
CG Cas	4,5,9,13,15,22,33,34,36	4,5,9,13,15,22,33,36	22,36	NA	NA
CS Vel	16,25,33-35	25,33-35	34,35	NA	NA
CV Mon	1,3,7,9-11,13,16,20,21,31,34,35	3,7,9-11,13,20,21,31,34,35	11,34,35	NA	NA
RS Ori	1,3,20,21,31,34,35	3,20,21,31,34,35	34,35	NA	NA
TW Nor	1,25,26,33-35	25,26,33-35	34,35	NA	NA
V Cen	1,11,16,23,34	11,23,34	11,23,34	NA	NA
V0340 Nor	34,36	34,36	34,36	NA	NA
V0367 Sct ^b	3-6,8,9,11,12,15,16,27-31,33,34	3-6,8,9,11,12,15,27-31,33,34	34	NA	NA
X Vul	3,4,6,9,10,21,31,34	3,4,6,9,10,21,31,34	34	NA	NA

NOTE—*a*: labels are described in Table 4. NA: no ground data available. *b*: Light curves were modeled with two periods.

3. CONSTRAINING THE PL RELATION

Briefly, to relate Cepheid luminosity to period, it is useful to define an extinction-free distance modulus from the difference in an apparent and absolute Wesenheit magnitude, $\mu_0 = m_H^W - M_H^W$. This is standardized for Cepheids using the P - L relation for the i th Cepheid as

$$\mu_{0,i} = m_{i,H}^W - (M_{H,1}^W + b_W (\log P_i - 1) + Z_W \Delta[\text{O}/\text{H}]_i) \quad (2)$$

where $M_{H,1}^W$ is the fiducial absolute magnitude at $\log P=1$ ($P=10$ days) and solar-metallicity. The parameters b_W and Z_W (sometimes called γ in the literature) define the empirical relation between Cepheid period, metallicity, and luminosity. The expected parallax, $\pi_{phot,i}$ in units of mas, is given by

$$\pi_{phot,i} = 10^{-0.2(\mu_{0,i}-10)} \quad (3)$$

Table 4. References for the Labels in Table 3

ID	Reference	Comments	ID	Reference	Comments
1	Pel (1976)	McMaster	2	Welch et al. (1984)	McMaster
3	Moffett & Barnes (1984)	McMaster	4	Berdnikov (1992e)	McMaster
5	Berdnikov (1992f)	McMaster	6	Berdnikov (1992a)	McMaster
7	Berdnikov (1992c)	McMaster	8	Berdnikov (1992d)	McMaster
9	Berdnikov (1992b)	McMaster	10	Berdnikov (1993)	McMaster
11	Berdnikov & Turner (1995)	McMaster	12	Berdnikov & Turner (1995)	McMaster
13	Berdnikov & Vozyakova (1995)	McMaster	14	Szabados (1981)	McMaster
15	Berdnikov (1986)	McMaster	16	Laney & Stobie (1992)	McMaster
17	Barnes et al. (1997)	McMaster	18	Szabados (1977)	McMaster
19	Henden (1980)	McMaster	20	Szabados (1991)	McMaster
21	Szabados (1980)	McMaster	22	Henden (1996)	McMaster
23	Gieren (1981)	McMaster	24	Berdnikov (1987)	McMaster
25	Harris (1980)	McMaster	26	Madore (1975)	McMaster
27	Berdnikov & Ibragimov (1994b)	McMaster	28	Berdnikov et al. (1995)	McMaster
29	Madore & van den Bergh (1975)	McMaster	30	Berdnikov & Ibragimov (1994a)	McMaster
31	Pojmanski (1997)	ASAS	32	Alfonso-Garzón et al. (2012)	I-OMC
33	Kochanek et al. (2017)	ASAS-SN	34	Berdnikov et al. (2000)	
35	Berdnikov et al. (2015)		36	This work	This work

It is instructive to first examine the relation³ between $\log P$ and $M_H^W = m_H^W - (5\log(\pi^{-1}) + 10)$ before proceeding to a more rigorous determination of parameter constraints.

Fig. 3 shows the PL using this procedure; the dispersion of the Cluster Cepheids is extremely low: 0.074 mag for the Gold+Silver sample and 0.064 mag for the Gold sample. The PL parameters, b_W and Z_W , are taken from R22. A fair share of the dispersion comes from observational errors; a mean of 0.027 mag for the Cepheid Wesenheit magnitudes and a mean of 0.044 mag from the cluster parallax uncertainties, for a quadrature sum of 0.051 mag. The remaining noise term is the intrinsic width of the NIR Wesenheit instability strip which can be estimated empirically from the excess dispersion. R19 found this to be ~ 0.06 mag for 70 LMC Cepheids. The MW data support yield the same intrinsic scatter for the full sample and 0.045 mag for the Gold sample. These low values of the intrinsic scatter which match that of the LMC (where there is negligible variations in individual Cepheid distances) provide little room to accommodate the presence of additional uncertainty in the EDR3 cluster parallaxes in Table 1. This measurement thus provides a strong limit on unrecognized Gaia systematic errors.

We now proceed to measure constraints on parametric terms of the $P-L$ relation following the same formalism used by the SH0ES team in R18a,b and R21, fitting the data in parallax space with the provided Gaussian parallax errors.

We first optimize the value of:

$$\chi^2 = \sum (\pi_{\text{EDR3},i} - \pi_{\text{phot},i} + zp)^2 \sigma_i^{-2}, \quad (4)$$

where zp is a residual parallax offset *after* application of the L21-derived parallax offset and $\pi_{\text{phot},i}$ depends on the Cepheid $P-L$ parameters in equations 2 and 3, Z_W, b_W , and $M_{H,1}^W$. The individual σ_i are derived by adding in quadrature the photometric parallax uncertainty, the intrinsic width of the NIR Wesenheit $P-L$ and the parallax uncertainties in Table 1. For fits which can accommodate inaccuracies in the L21 zeropoint offset calibration we assign a value for σ_{zp} for L21 as given below.

In Table 5 we give the results of these fits. R21 assigned a fairly large uncertainty prior of $\sigma_{zp} = 10\mu\text{as}$ due to the modest calibration sample available to L21 at this high brightness range ($6 < G < 10$). In contrast (see Fig. 1), the magnitudes of the stars used to measure the cluster parallaxes well match the bulk of those used by L21 to calibrate the offset. The mean G mag is 15.5 with a dispersion of 1.9 mag. So for these fits we assign a smaller, *a priori* uncertainty of $\sigma_{zp} = 5\mu\text{as}$ (L21 states the offset uncertainty to be “a few” μas in the magnitude and color range where it is well calibrated so our choice of σ_{zp} is relatively cautious). This would correspond to a 0.016 mag systematic uncertainty for the cluster sample.

³ The conversion of Gaussian parallax estimates to distance and magnitude as plotted on the $P-L$ and are functions of their inverse, may result in biased likelihoods unless the signal-to-noise of the parallaxes is sufficiently high. An approximate result with a symmetric uncertainty can be obtained with an account of the Lutz-Kelker type bias (Lutz & Kelker 1973) (e.g., the volume bias, Bailer-Jones et al. (2020)) that is still quite accurate. This is of less concern for the cluster parallaxes since their mean SNR is very high at > 50 .

The Cepheid cluster sample offers its best constraints on the P - L intercept, $M_{H,1}^W$. We therefore consider the best optimizations to be 2-parameter fits for zp and $M_{H,1}^W$ using constraints on the other P - L parameters (b_W and Z_W) obtained from the external Cepheid sample (used in R22) which well constrains these parameters as given in Table 5.

Our best fit to the full sample yields $M_{H,1}^W = -5.902 \pm 0.026$ mag and $zp = -3 \pm 4 \mu\text{as}$ and $M_{H,1}^W = -5.907 \pm 0.024$ mag and $zp = -4 \pm 4 \mu\text{as}$ for the Gold sample. The value of $M_{H,1}^W$ is very close to the value derived from MW Cepheid parallaxes in R21, -5.903 ± 0.024 mag, and to the mean value from 3 geometric anchors (LMC DEBs, NGC 4258 masers and MW Cepheid parallaxes) of -5.894 ± 0.017 mag in R22. The residual zp from L21 is small or undetected, consistent with the expectation it should be small in this magnitude range where *Gaia* is best calibrated. The listed uncertainty in b_W and Z_W is included but contributes less than 10% of the total variance of $M_{H,1}^W$. Using this constraint as *the sole anchor* of the SH0ES distance ladder (R22) gives $H_0 = 72.9 \pm 1.3 \text{ km s}^{-1} \text{ Mpc}^{-1}$ and $H_0 = 73.3 \pm 1.1 \text{ km s}^{-1} \text{ Mpc}^{-1}$ with and without determination of the offset term, respectively for either sample including systematic

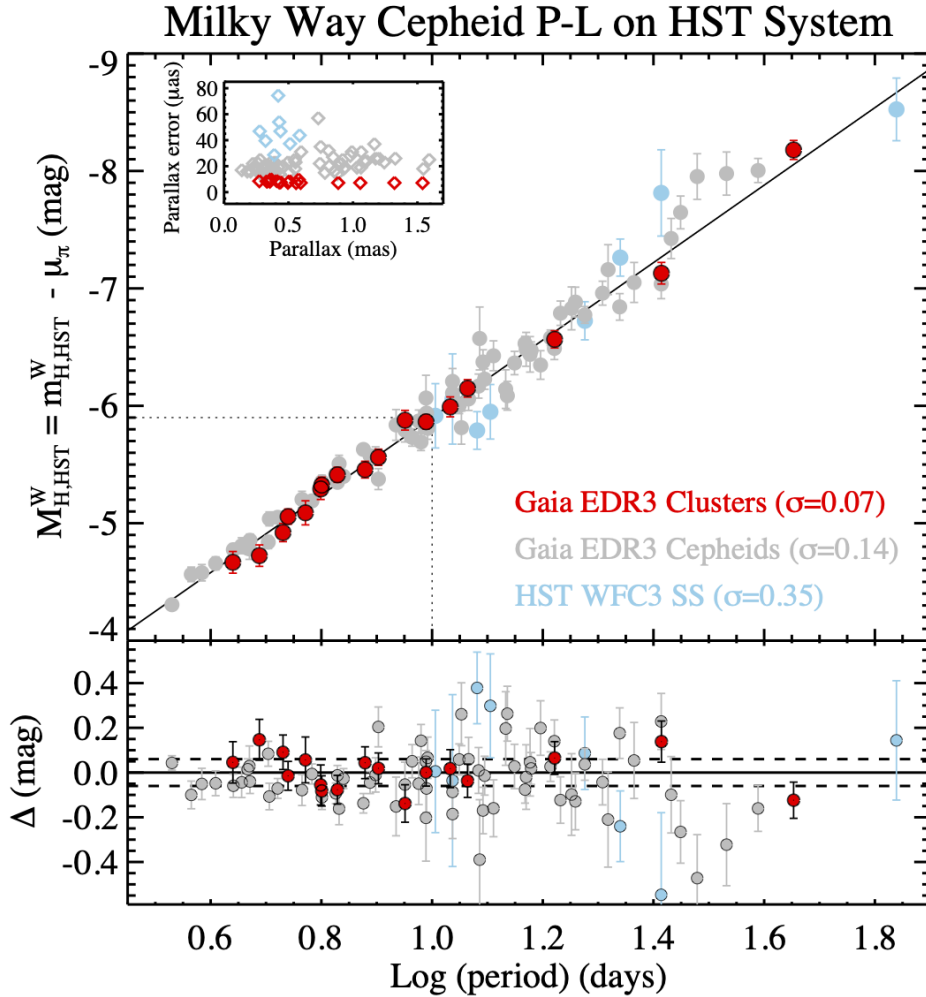


Figure 3. The Milky Way Cepheid period–luminosity relation in the *HST* NIR, reddening-free (Wesenheit) system as calibrated with three parallax samples. Parallaxes from *HST* spatial scanning (R18b) for 8 Cepheids are in blue and yield 3% precision in the mean. The 66 points in gray (R21) using *Gaia* EDR3 Cepheid parallaxes with simultaneous calibration of the parallax offset. The red points come from cluster Cepheids and are less dependent on parallax offset calibration as they are measured in the range where *Gaia* is best calibrated. These samples differ in their parallax precision (inset) with the cluster parallaxes reaching $\sim 10 \mu\text{as}$ uncertainties leading to the low dispersion of $\sigma = 0.07$ mag for the cluster Cepheids. The dotted line (upper) shows the reference luminosity for the distance ladder.

Table 5. Best Fits to *Gaia* EDR3 Cluster Cepheids (CC)

Fit ^a	N	$M_{H,1}^W$ [mag]	zp [μ as]	b_w [mag/dex]	Z_w	σ_{IS} [mag]	H ₀ CC only [km s ⁻¹ Mpc ⁻¹]	H ₀ all anchors
2, G+S	17	-5.902 ± 0.026	-3 ± 4	-3.299 ± 0.015^b	-0.217 ± 0.046^b	0.060	72.9 ± 1.3	73.04 ± 0.99
2, G	14	-5.907 ± 0.024	-4 ± 4	-3.299 ± 0.015^b	-0.217 ± 0.046^b	0.047	72.7 ± 1.3	72.98 ± 0.99
2, G+S ^c	17	-5.893 ± 0.018	0 ^d	-3.36 ± 0.07	-0.217 ± 0.046^b	0.060	—	—
2, G ^c	14	-5.907 ± 0.018	0 ^d	-3.44 ± 0.08	-0.217 ± 0.046^b	0.047	—	—
1, G+S	17	-5.890 ± 0.018	0 ^d	-3.299 ± 0.015^b	-0.217 ± 0.046^b	0.060	73.3 ± 1.1	73.16 ± 0.97
1, G	14	-5.892 ± 0.017	0 ^d	-3.299 ± 0.015^b	-0.217 ± 0.045^b	0.047	73.2 ± 1.1	73.14 ± 0.97

NOTE—*a*: Fit solutions are labeled by number of parameters (1 or 2) and samples (Gold, Silver); best solutions indicated with bold font. *b*: Fixed to R19 values. *c*: Cepheid luminosity not determined with same *P*–*L* parameter b_w R22, so not directly applicable to determine H₀. *d*: Assuming no residual parallax offset in *Gaia* EDR3.

uncertainties in the SH0ES distance ladder (see Table 5). The Gold sample yields $H_0 = 72.7 \pm 1.3$ and $H_0 = 73.2 \pm 1.1$ with and without determination of the offset term.

Adding this constraint to the latest SH0ES measurement (R22) reduces the uncertainty in H_0 by $\sim 5\%$ to $H_0 = 73.034 \pm 0.99$ km s⁻¹ Mpc⁻¹ with from the full sample and $H_0 = 72.98 \pm 0.99$ km s⁻¹ Mpc⁻¹ for the Gold sample; simply summarized as $H_0 = 73.01 \pm 0.99$ km s⁻¹ Mpc⁻¹. A tighter constraint on $M_{H,1}^W$ is found by fixing the parallax offset to the L21 value, i.e., $zp = 0$ (and $\sigma_{zp} = 0 \mu$ as), yielding -5.890 ± 0.018 mag for the full sample and -5.892 ± 0.017 for the Gold sample. This reduces the uncertainty in the luminosity by 25% and improves the precision of H_0 by 7%. The improved calibration of Cepheids in the R22 distance ladder results in a $\sim 5.3 \sigma$ Hubble Tension with Planck+ Λ CDM.

We also fit a different 2-parameter model by fixing zp to L21 and varying the slope, b_w , and the luminosity. The slopes are in fair agreement with the R22 mean (-3.30 ± 0.02) with -3.36 ± 0.07 for the full sample and -3.44 ± 0.08 for the Gold sample. The values of $M_{H,1}^W$ are little changed though not directly useful for the determination of H_0 since they pertain to a different slope than that used in R22.

If we double the prior uncertainty in σ_{zp} to 10 μ as we find -5.923 ± 0.034 mag and $H_0 = 72.90 \pm 1.01$ km s⁻¹ Mpc⁻¹ and $zp = -8 \pm 7 \mu$ as (if we discard any constraint on the zeropoint from L21 the sample measures the offset to $zp = -9 \mu$ as but without detecting a difference in zp from L21). If we increase the cluster parallax errors by 30% we find -5.905 ± 0.028 mag and $H_0 = 73.00 \pm 0.99$ km s⁻¹ Mpc⁻¹. However if these larger parallax errors are compensated by a smaller empirical intrinsic scatter (0.045 mag for the full sample to get $\chi_{dof}^2 = 1$) the result is -5.905 ± 0.023 mag and $H_0 = 72.98 \pm 0.98$ km s⁻¹ Mpc⁻¹.

If we directly compare the 17 Cepheid and cluster parallaxes we find a mean difference of $8 \pm 5 \mu$ as consistent with their independently measured, optimal zeropoint difference of 11 μ as with the sense that the (uncorrected) Cepheid parallaxes are larger (shorter distances) than their clusters which the analyses attribute to a significant residual offset applying only to the bright MW Cepheids in less-well calibrated range for *Gaia*.

In summary we find a much smaller sample of Cluster Cepheids observed with *HST* yields a similar constraint (value and uncertainty) as the full MW *HST* Cepheid sample. Most importantly, this constraint is measured with a different and smaller contribution to the systematic uncertainty from the *Gaia* parallax offset. In this way the two samples are complementary, demonstrating consistency in the Cepheid calibration in the presence of a significant (MW Cepheids) or negligible (Cluster Cepheids) nuisance term.

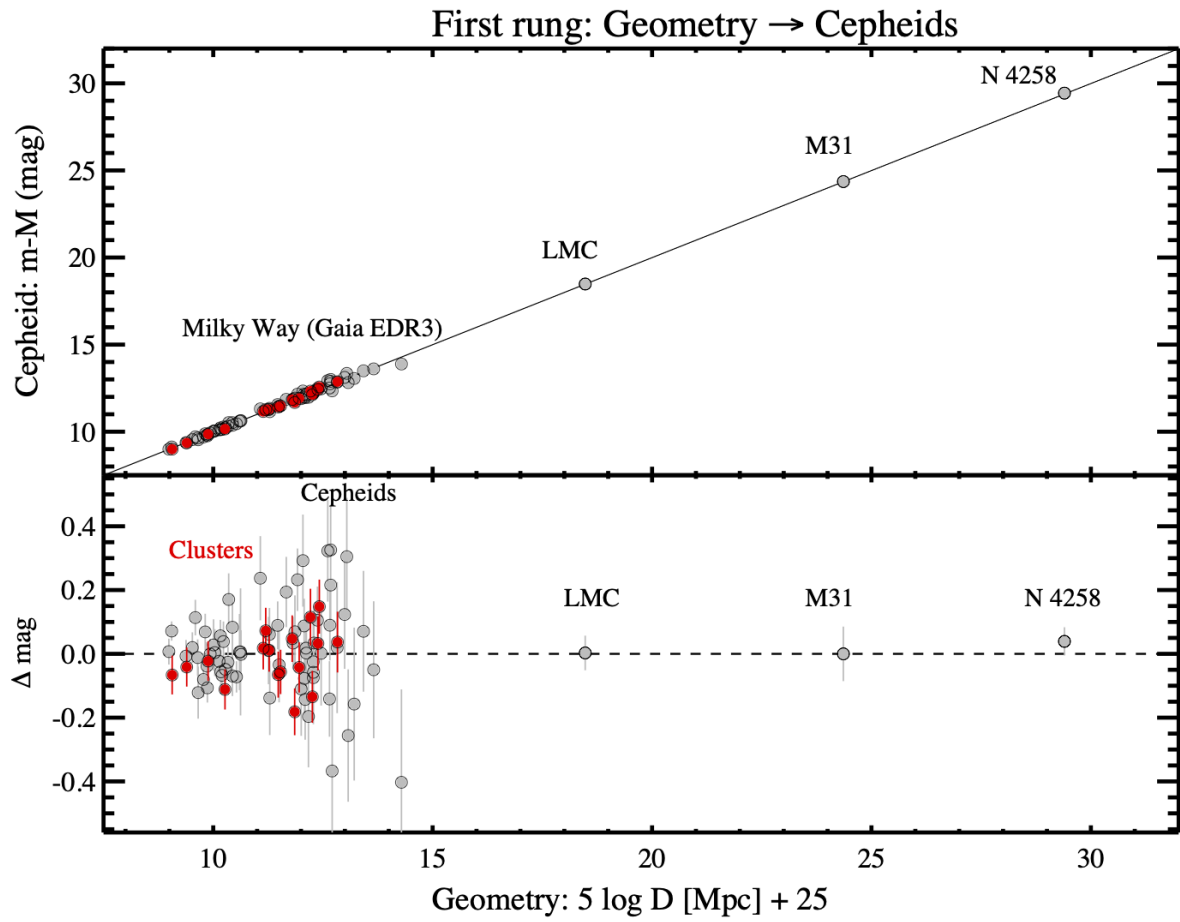


Figure 4. The first rung of the SH0ES distance ladder, geometry calibrating Cepheids. Points in gray are as presented in R22 and points in red are the cluster Cepheids presented here.

4. DISCUSSION

The MW Cepheid field and cluster samples together provide an important check on the Cepheid calibration determined from *Gaia* parallaxes in light of uncertainties related to the parallax offset term. They pass this test at the present precision available increasing our confidence in the distance scale calibrated with Cepheid variables and further reduce options for evading the present “Hubble Tension” via unrecognized, compounded systematic errors. Fig. 4 shows the status of the first rung of the SH0ES Cepheid distance ladder measured on the *HST* photometric system comparing geometric distances to Cepheids across 20 magnitudes, a range that exceeds the measured range of SN Ia. With future data releases, DR4 and DR5, it is reasonable to expect further improvements to the *Gaia* parallaxes that will support a <1% determination of H_0 via the Cepheid-SN Ia distance ladder.

Gaia EDR3 parallaxes used to directly calibrate the luminosity of another standard candle, the Tip of the Red Giant Branch (TRGB), also point in the direction of growing “Hubble Tension”. The parallaxes of stars in the globular cluster Omega Centauri yield $\mu_0 = 13.57 - 13.60$ mag (Soltis et al. 2020; Maíz Apellániz et al. 2021; Vasiliev & Baumgardt 2021), which together with the extinction-corrected tip of $m_I = 9.63$ (Bellazzini et al. 2001; Bono et al. 2008) supports the fainter end of the TRGB luminosity range ($M_I \geq -4.0$) as do *Gaia* EDR3 parallaxes of field Red Giants (Li et al. 2022). While the limited precision of these calibrations still make them consistent with non-*Gaia* based results (e.g., Freedman (2021) at -4.05 and Anand et al. (2021) at $M_I = -4.00$), they offer an important indicator as subsequent releases from *Gaia* offer the only route to beat the 1.5% precision of the best alternative, the masers in NGC 4258. As relative distance measurements from primary and secondary distance indicators continue to improve, the ultimate test of the present Hubble Tension and Λ CDM should come from the consistency or lack thereof between (final) parallaxes from *Gaia* and the angular size of the acoustic scale measured from the Cosmic Microwave Background from *Planck*, two fundamental scale measurements of a Cosmos for which there can be only one.

RIA & MC acknowledge support from the European Research Council (ERC) under the European Union’s Horizon 2020 research and innovation programme (Grant Agreement No. 947660). RIA further acknowledges support through a Swiss National Science Foundation Eccellenza Professorial Fellowship (award PCEFP2_194638). We thank Siyang Li for help with the production of Figure 2.

REFERENCES

- Alfonso-Garzón, J., Domingo, A., Mas-Hesse, J. M., & Giménez, A. 2012, *A&A*, 548, A79
- Anand, G. S., Tully, R. B., Rizzi, L., Riess, A. G., & Yuan, W. 2021, arXiv e-prints, arXiv:2108.00007
- Anderson, R. I., Eyer, L., & Mowlavi, N. 2013, *MNRAS*, 434, 2238
- Bailer-Jones, C. A. L., Rybizki, J., Foesneau, M., Demleitner, M., & Andrae, R. 2020, arXiv e-prints, arXiv:2012.05220
- Barnes, III, T. G., Fernley, J. A., Frueh, M. L., et al. 1997, *PASP*, 109, 645
- Bellazzini, M., Ferraro, F. R., & Pancino, E. 2001, *ApJ*, 556, 635
- Berdnikov, L., & Ibragimov, M. 1994a, *Information Bulletin on Variable Stars*, 3991
- Berdnikov, L. N. 1986, *Peremennye Zvezdy*, 22, 369
- . 1987, *Peremennye Zvezdy*, 22, 530
- . 1992a, *Astronomical and Astrophysical Transactions*, 2, 1
- . 1992b, *Soviet Astronomy Letters*, 18, 130
- . 1992c, *Astronomical and Astrophysical Transactions*, 2, 31
- . 1992d, *Astronomical and Astrophysical Transactions*, 2, 43
- . 1992e, *Astronomical and Astrophysical Transactions*, 2, 107
- . 1992f, *Astronomical and Astrophysical Transactions*, 2, 157
- . 1993, *Astronomy Letters*, 19, 84
- Berdnikov, L. N., Dambis, A. K., & Vozyakova, O. V. 2000, *A&AS*, 143, 211
- Berdnikov, L. N., & Ibragimov, M. A. 1994b, *Astronomical and Astrophysical Transactions*, 5, 317
- Berdnikov, L. N., Kniazev, A. Y., Sefako, R., et al. 2015, *VizieR Online Data Catalog*, 904
- Berdnikov, L. N., & Turner, D. G. 1995, *Astronomy Letters*, 21, 717
- Berdnikov, L. N., Voziakova, O. V., & Ibragimov, M. A. 1995, *Information Bulletin on Variable Stars*, 4141
- Berdnikov, L. N., & Vozyakova, O. V. 1995, *Astronomy Letters*, 21, 308
- Bono, G., Stetson, P. B., Sanna, N., et al. 2008, *ApJL*, 686, L87
- Breival, L. 2021, PhD thesis, Université PSL
- Breival, L., Kervella, P., Anderson, R. I., et al. 2020, *A&A*, 643, A115

- Brout, D., Scolnic, D., Popovic, B., et al. 2022, arXiv e-prints, arXiv:2202.04077
- Cantat-Gaudin, T., Jordi, C., Vallenari, A., et al. 2018, *A&A*, 618, A93
- Cruz Reyes, M., & Anderson, R. 2022, in preparation
- Dinnbier, F., Anderson, R. I., & Kroupa, P. 2022, *A&A*, 659, A169
- Fitzpatrick, E. L. 1999, *PASP*, 111, 63
- Freedman, W. L. 2021, *ApJ*, 919, 16
- Gieren, W. 1981, *ApJS*, 47, 315
- Groenewegen, M. A. T. 2018, *A&A*, 619, A8
- Harris, H. C. 1980, PhD thesis, Washington Univ., Seattle.
- Henden, A. A. 1980, *MNRAS*, 192, 621
- . 1996, *AJ*, 112, 2757
- Jones, D. O., Mandel, K. S., Kirshner, R. P., et al. 2022, arXiv e-prints, arXiv:2201.07801
- Kharchenko, N. V., Piskunov, A. E., Röser, S., Schilbach, E., & Scholz, R. D. 2005, *A&A*, 438, 1163
- Kochanek, C. S., Shappee, B. J., Stanek, K. Z., et al. 2017, *PASP*, 129, 104502
- Lada, C. J., & Lada, E. A. 2003, *ARA&A*, 41, 57
- Laney, C. D., & Stobie, R. S. 1992, *A&AS*, 93, 93
- Li, S., Casertano, S., & Riess, A. G. 2022, arXiv e-prints, arXiv:2202.11110
- Lindgren, L., Bastian, U., Biermann, M., et al. 2021, *A&A*, 649, A4
- Lutz, T. E., & Kelker, D. H. 1973, *PASP*, 85, 573
- Madore, B. F. 1975, *ApJS*, 29, 219
- Madore, B. F., & van den Bergh, S. 1975, *ApJ*, 197, 55
- Maíz Apellániz, J., Pantaleoni González, M., & Barbá, R. H. 2021, *A&A*, 649, A13
- Moffett, T. J., & Barnes, III, T. G. 1984, *ApJS*, 55, 389
- Pel, J. W. 1976, *A&AS*, 24, 413
- Pojmanski, G. 1997, *AcA*, 47, 467
- Riess, A. G., Casertano, S., Yuan, W., et al. 2021a, *ApJL*, 908, L6
- Riess, A. G., Casertano, S., Yuan, W., Macri, L. M., & Scolnic, D. 2019a, *ApJ*, 876, 85
- Riess, A. G., Narayan, G., & Calamida, A. 2019b, Calibration of the WFC3-IR Count-rate Nonlinearity, Sub-percent Accuracy for a Factor of a Million in Flux, Tech. rep., STScI
- Riess, A. G., Casertano, S., Yuan, W., et al. 2018a, *ApJ*, 861, 126
- . 2018b, *ApJ*, 855, 136
- Riess, A. G., Yuan, W., Macri, L. M., et al. 2021b, arXiv e-prints, arXiv:2112.04510
- Ripepi, V., Molinaro, R., Musella, I., et al. 2019, *A&A*, 625, A14
- Romaniello, M., Riess, A., Mancino, S., et al. 2021, arXiv e-prints, arXiv:2110.08860
- Soltis, J., Casertano, S., & Riess, A. G. 2020, arXiv e-prints, arXiv:2012.09196
- Szabados, L. 1977, *Communications of the Konkoly Observatory Hungary*, 70, 1
- . 1980, *Communications of the Konkoly Observatory Hungary*, 76, 1
- . 1981, *Communications of the Konkoly Observatory Hungary*, 77, 1
- . 1991, *Communications of the Konkoly Observatory Hungary*, 96, 123
- Turner, D. G. 2010, *Ap&SS*, 326, 219
- Vasiliev, E., & Baumgardt, H. 2021, *MNRAS*, 505, 5978
- Welch, D. L., Wieland, F., McAlary, C. W., et al. 1984, *ApJS*, 54, 547
- Zhou, X., & Chen, X. 2021, *MNRAS*, 504, 4768
- Zinn, J. C. 2020, Characterization of the EDR3 Parallax Offset from Red Giant Astero-Seismology