

# The Ordered Median Tree Location Problem

Pozo Montañaño, Miguel A.\*  
Puerto Albandoz, Justo†  
Torrejón Valenzuela, Alberto‡

January 31, 2023

## Abstract

In this paper, we propose the Ordered Median Tree Location Problem (OMT). The OMT is a single-allocation facility location problem where  $p$  facilities must be placed on a network connected by a non-directed tree. The objective is to minimize the sum of the ordered weighted averaged allocation costs plus the sum of the costs of connecting the facilities in the tree. We present different MILP formulations for the OMT based on properties of the minimum spanning tree problem and the ordered median optimization. Given that ordered median hub location problems are rather difficult to solve we have improved the OMT solution performance by introducing covering variables in a valid reformulation plus developing two pre-processing phases to reduce the size of this formulations. In addition, we propose a Benders decomposition algorithm to approach the OMT. We establish an empirical comparison between these new formulations and we also provide enhancements that together with a proper formulation allow to solve medium size instances on general random graphs.

**Keywords:** Combinatorial Optimization, Discrete Location, Minimum Spanning Tree, Ordered Median.

## 1 Introduction

Facility location problems are concerned with attaining the optimal placement of facilities in order to minimize costs under certain considerations. In this context, facilities connection is an important feature to include in these problems. Gupta et al. (2001) introduced the Connected Facility Problem (ConnFl), which aims to find the optimal location of a set of facilities that require to be connected by a Steiner tree (see, e.g., Ljubić, 2021). Several papers and surveys cover different aspects of the ConnFl and new cases of study based on this problem (see, e.g., Fortz, 2015; Ljubić, 2021). As detailed in Gollowitzer and Ljubić (2011), ConnFl is also related to other problems in the literature, for example rent-or-buy problems (Kumar et al., 2002), Steiner tree-star problem (Lee et al., 1993; Khuller and Zhu, 2002), general connected facility location problem (Bardossy and Raghavan, 2010), prize collecting capacitated connected facility location problem (Leitner and Raidl, 2011) or the tree of hubs location problem (Contreras et al., 2010; Pozo et al., 2021).

Although facilities connection can be modeled by using a Steiner tree problem, there are several other possibilities to guarantee such connectivity. Another common approach is exploiting the minimum spanning tree problem (MST) structural properties, (see, e.g., Anazawa, 2001). The most relevant properties of trees allow that the basic problem of finding a minimum cost spanning tree can be solved efficiently in polynomial time (Kruskal, 1956; Prim, 1957) and by means of linear programming tools (Miller et al., 1960; Edmonds, 1970; Gavish, 1983; Martin, 1991 among several others). Optimization problems related to spanning trees, or simply spanning tree problems, are among the core problems in combinatorial optimization, see, e.g., the former tree of hubs location problem (Contreras et al., 2010), the multi-objective spanning tree problem (Hamacher and Ruhe, 1994) or the Stackelberg minimum spanning tree problem (Cardinal et al., 2011). Moreover, spanning trees are found in a wide range of applications (see, e.g., Clímaco and Pascoal, 2012).

To extend and provide a general framework for facility location problems, the Discrete Ordered Median Location Problem (DOMP) was introduced (see Nickel and Puerto, 2006; Boland et al., 2006), which could be used to model different locations problems, as the  $p$ -median or the  $p$ -center problem. DOMP consists in choosing  $p$  facility locations and assigning each client to a facility with the smallest allocation cost so to minimize a special objective function, the so-called ordered median function. Given a vector of weights, this function sorts these costs non-decreasingly and then performs the scalar product with the given vector of weights. This adds a sorting feature to the underlying location problem. The objective is to minimize the total allocation cost after

\*Department of Statistics and Operational Research. University of Seville. E-mail: miguelpozo@us.es,

†Department of Statistics and Operational Research. University of Seville. E-mail: puerto@us.es,

‡Institute of Mathematics of the University of Seville. University of Seville. E-mail: atorrejon@us.es

applying rank dependent compensation factors. Regarding the rank dependent weights applied to the costs, its application intuitively arises when these weights can be seen as compensation factors that try to diminish unfair situations. DOMP objective function have been successfully applied in the field of location analysis and distribution models (see, e.g., Puerto and Tamir, 2005; Boland et al., 2006; Puerto, 2008; Marín et al., 2009; Kalcsics et al., 2010a; Puerto and Rodríguez-Chía, 2015). DOMP structure has also been embedded within other well-known problems giving rise to, e.g., ordered weighted average problems (see Galand and Spanjaard, 2012; Fernández et al., 2014, 2017) or ordered hub location problems (see Puerto et al., 2011, 2013, 2016; Pozo et al., 2021).

In this paper we present the Ordered Median Tree Location Problem (OMT), a single-allocation facility location problem where  $p$  facilities must be placed on a network connected by a non-directed tree. The objective is to assign clients to its closest facility in order to minimize the ordered allocation average cost plus the facilities tree connection average cost. In our location problem, every client node can potentially become a facility and these facilities are uncapacitated, i.e., can serve as many clients as needed. Therefore, OMT has two main modeling aspects to model: the tree structure defined by the network and the rank dependent compensation factors applied to the costs of the system through the ordered median function. Section 2 extends the problem description in more detail. Applications of the OMT can be given for any general discrete facility location problem that require facilities to be connected by a tree structure network (telecommunications or pipes as an example). The order median component may model the need of compensate those clients worst served (far from their closest facility).

As aforementioned, solving the OMT implies solving the DOMP together with the MST. For this reason, a Benders decomposition arises naturally as a general OMT solving technique where both DOMP and MST are treated separately (see Martins de Sa et al., 2013 for a successful application of Benders decomposition in a hub location problem with inner tree structure). Benders decomposition (Benders, 1962) is a method for solving mixed integer programming (MIP) problems that have special structure in the constraint set, i.e., when fixing the complicating variables (integer variables), the mathematical program reduces to an ordinary, easy to solve linear problem. The technique relies on projection and problem separation, followed by solution strategies of dualization, outer linearization and relaxation (Lasdon, 2002; Minoux, 1986). In general terms, the complicating variables of the original problem are projected out, resulting into an equivalent model with fewer variables, but many more constraints. To achieve optimality, a large number of these constraints will not be required, suggesting then a strategy of relaxation that ignores all but a few of these constraints. Over the years, different improvements have been proposed in order to improve the performance of the Benders decomposition algorithm, (see Geoffrion, 1972; Magnanti and Wong, 1981; Fischetti et al., 2010; Fortz and Poss, 2009; Naoum-Sawaya and Elhedhli, 2013; Conforti and Wolsey, 2019; Brandenberg and Stursberg, 2021). Several successful applications of Benders decomposition to different problems rekindled the interest of the research community for it, motivating the application to the OMT in the current work. The reader could find a more detailed description about improvements in Benders decomposition in the survey of Rahmaniani et al. (2017).

The contributions of this paper are the following. First, as it is shown in Section 2.2 we present a new problem that was missing in the DOMP and ConnFL/MST state-of-the-art. Second, we present different MILP formulations for the OMT that arise naturally from the properties of the DOMP and MST and we also present a different alternative formulation that treats the OMT as a single tree over the complete set of input nodes. Regarding to the MST subproblem, we provide ad hoc OMT connectivity cuts and flow formulations. Third, we provide a polyhedral description of the two main OMT formulations including the number of variables and constraints as a function of the number of ties in the cost matrix. This analysis can be extended to the DOMP and was not previously given in the literature. Fourth, we propose a Benders decomposition that arises naturally as a general OMT solving technique where both DOMP and MST are treated separately. Fifth, we derive two new OMT fast heuristics designed for providing initial solutions in the branching process and we also take advantage of existing DOMP preprocessings for fixing variables. Finally, we derive extensive computational results comparing in detail the different formulations, enhancements and solution techniques provided.

The remainder of the paper is organized as follows. In Section 2, we formally define the OMT reviewing a scheme of some well-known related problems in the literature. Section 3 presents the catalogue of formulations and algorithms studied for the OMT. Section 4 shows the improvements made in order to enhance the proposed models, initial solution computation and some preprocessing phases developed for variable fixing. The empirical performance of the resulting OMT formulations is analyzed in Section 5, where we present extensive numerical results and a comparison of these formulations for different particular cases. Finally, some conclusions are summarized in Section 6.

## 2 Problem description

### 2.1 Notation and definition

In this section we formally introduce the OMT and fix the notation for the rest of the paper. Let  $G = (V, E)$  be a network where  $V$  is the set of nodes (assumed to be clients or potential facilities) and  $E$  the set of edges connecting nodes. In the OMT,  $p \leq |V|$  facilities must be placed on nodes of  $V$  and connected by a non-directed tree. The model assumes single-allocation, i.e., each client node has a unique facility where it is allocated. A weight  $c_{ij} \geq 0$  is defined for the cost of allocating client  $i$  to facility  $j$  or as the design cost of edge  $(i, j)$  whether both  $i, j \in V$  are selected facilities. According to many OMT related problems described in the literature, these costs are assumed to be symmetrical between each pair of nodes,  $c_{ij} = c_{ji}$  for  $i, j \in V$ , and nodes can be allocated to themselves with no cost,  $c_{ii} = 0$  for each  $i \in V$ , that is the so called free self-service assumption. In addition, the allocation costs of the  $|V|$  clients to their corresponding facilities are compensated using scaling factor parameters  $\lambda = (\lambda_1, \dots, \lambda_{|V|})$  (see Nickel and Puerto, 2006; Boland et al., 2006; Kalcsics et al., 2010b; Marín et al., 2009, 2010; Puerto et al., 2011, 2013, 2016; Pozo et al., 2021 for different ordered median location models). If client  $i$  is allocated to facility  $j$  at a cost  $c_{ij}$  and this cost is non-decreasingly ordered in the  $\ell$ -th position among this type of costs, then this term would be scaled by  $\lambda_\ell$ , i.e., the corresponding compensated cost would be  $\lambda_\ell c_{ij}$ . Compensation of allocation costs is based on the fact that a solution that is good for the system does not have to be acceptable for all single parties if their costs to reach the system are too high in comparison to other parties. We compensate this parties to prevent those sites from not using the system as an act of fairness. For the sake of understandability, we summarize the introduced notation in Table 1.

$G = (V, E)$	undirected network where $V$ is the set of nodes and $E$ is the set of edges
$p$	fixed number of facilities to locate
$c_{ij}$	design cost of edge $(i, j) \in E$ or allocation cost between client $i$ and a facility placed at node $j$
$\ell \in V$	index for the $\ell$ -th position of the sorted allocation costs sequence
$\lambda_\ell$	scaling factor for the $\ell$ -th allocation cost

Table 1: Notation introduced for the OMT.

With the above notation, the OMT is to find the optimal location of  $p$  facilities in a network in such a way that:

1. Each client is allocated to exactly one facility.
2. Facilities are connected together following a tree structure.
3. Edge costs connecting facilities plus compensated ranked allocation costs are minimized. Since the number of tree edges might be quite different from the number of allocation arcs, the objective function will minimize the average cost of the compensated ranked allocation costs plus the average cost of a tree edge.

Observe that depending on the choices of the  $\lambda$ -vector we can obtain different criteria to account for the costs in the objective function. For instance, if  $\lambda = (0, \dots, 0, 1, \dots, 1)$  is considered, the allocation costs component of the objective function would be the sum of the  $k$ -largest costs ( $k$ -centrum). This usually provides different solutions or different allocation patterns for problems with different  $\lambda$ , even though the optimal solution gets the same set of facilities (see Puerto et al., 2011).

Figure 1 depicts different OMT solutions for a network example of  $|V| = 10$  clients (*green circles*) and cost matrix (1), where  $p = 5$  facilities (*red squares*) are located. Considering rounded costs proportional to Euclidean distances, client allocations to facilities (*arrows*) and the tree design connecting facilities (*dashed lines*) are different according to different criteria, namely (a) median  $\lambda = (1, \dots, 1)$ , (b)  $k$ -centrum  $\lambda = (0, \dots, 0, 1, \dots, 1)$  and (c)  $k$ -trimmed mean criterion  $\lambda = (0, 0, 0, 1, 1, 1, 1, 0, 0, 0)$ . For the latter, the three most expensive allocations, which correspond to nodes 8, 9 and 10, are ignored for the objective value computation. Due to this reason, for this criterion, those clients could be allocated to any facility, despite in Figure 1 appear allocated to its closest facility.

A first consideration about the OMT is that it is an  $\mathcal{NP}$ -complete problem, which comes from the hardness results of the different combinatorial problems that give rise to the OMT (see Section 2.2). Both the  $p$ -median location problem and the ordered median problem are known to be  $\mathcal{NP}$ -complete problems on its decision

version (Nickel and Puerto, 2006).

$$\begin{pmatrix} 0 & 25 & 10 & 18 & 28 & 21 & 32 & 35 & 40 & 47 \\ 25 & 0 & 27 & 14 & 12 & 28 & 20 & 43 & 45 & 40 \\ 10 & 27 & 0 & 15 & 25 & 11 & 27 & 25 & 30 & 39 \\ 18 & 14 & 15 & 0 & 10 & 14 & 14 & 29 & 32 & 32 \\ 28 & 12 & 25 & 10 & 0 & 21 & 7 & 34 & 34 & 28 \\ 21 & 28 & 11 & 14 & 21 & 0 & 20 & 16 & 20 & 28 \\ 32 & 20 & 27 & 14 & 7 & 20 & 0 & 29 & 28 & 20 \\ 35 & 43 & 25 & 29 & 34 & 16 & 29 & 0 & 7 & 25 \\ 40 & 45 & 30 & 32 & 34 & 20 & 28 & 7 & 0 & 20 \\ 47 & 40 & 39 & 32 & 28 & 28 & 20 & 25 & 20 & 0 \end{pmatrix} \quad (1)$$

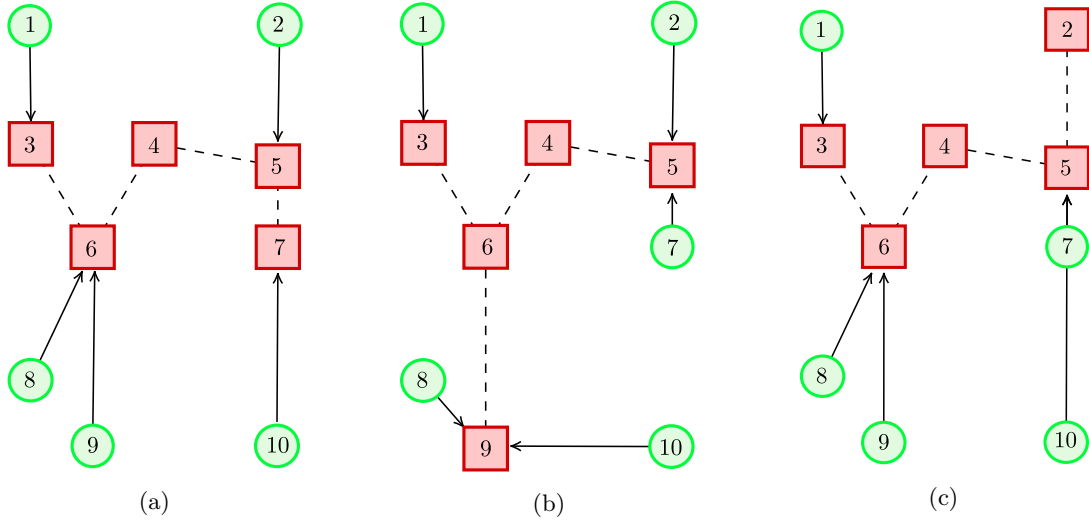


Figure 1: Three different OMT solutions according to (a) median [objective value: 18.3], (b)  $k$ -centrum [objective value: 26.0] and (c)  $k$ -trimmed mean criterion [objective value: 16.0], considering rounded costs proportional to Euclidean distances.

## 2.2 Subproblems and related problems

As mentioned, the OMT has two main modeling aspects: the tree structure defined by the facilities network (tree connectivity) and the rank-dependent compensation factors applied to the operation cost of the system through the ordered median function (sorting). Therefore, the OMT can be seen as the classical  $p$ -Median Location Problem (PMED) adding two different features: *tree connectivity* and *sorting*. In this way, the OMT has as subproblems different well-known problems of the literature. The connectivity imposed to PMED gives rise to the PMED with inner Connected Structure (PMEDC). When the connected structure is a tree, we define the PMED with inner Tree Structure (PMEDT), that is closely related to several known problems in the literature as the tree-star network design problem (Nguyen and Knippel, 2007) or the already mentioned connected facility location problem (Gollowitzter and Ljubić, 2011). The sorting feature can be included in PMED giving rise to the well-known Discrete Ordered Median Location Problem (DOMP) (Nickel and Puerto, 2006). The union of both features gives raises to the DOMP with inner Connected Structure (OMC) from which, when the connected structure considered is a tree, we define our case of study, namely the OMT. The reader is referred to Figure 2 for an overview of the different considered problems and their relationships.

In addition, the OMT can be understood as a subproblem of the Ordered Median Tree of Hubs Location Problem (OMTHL) (Poza et al., 2021), where flow exchange between origin-destination pairs is considered for an OMT. The interested reader may also check the tree of hubs location problem (Contreras et al., 2010) and the ordered median hub location problem (Puerto et al., 2011). Dealing with the OMT as a subproblem of the OMTHL is valuable in the sense that the model structure is inherited. Nevertheless, the inherent complexity of the OMTHL and the fact that the OMT holds its own interest, suggests that the OMT should be studied as a singular problem.

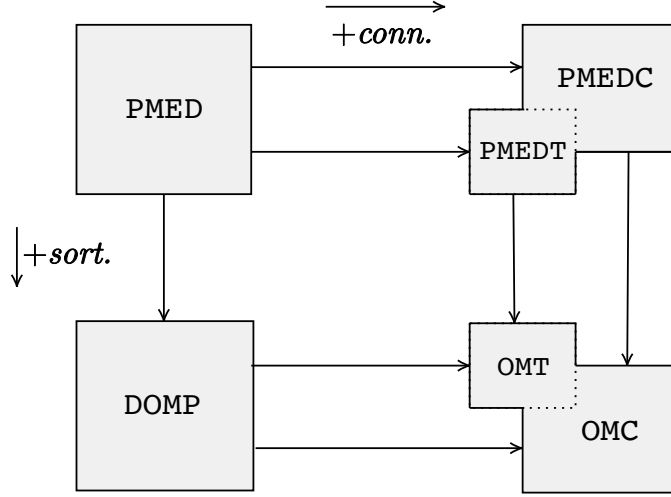


Figure 2: Diagram of relationships among the different OMT subproblems

### 3 Analyzing the OMT: formulations, polyhedral descriptions and Benders decomposition

#### 3.1 Two OMT formulations

In the following we will present a general integer programming formulation for the OMT. Given the set of edges  $E = \{(i, j) \mid i, j \in V, i < j\}$ , we define the set of arcs  $A = \{(i, j), (j, i) \mid (i, j) \in E\} \cup \{(i, i) \mid i \in V\}$ , where loops connecting a node to itself are allowed. For modeling purposes the following variables are defined:

- $x_{ij} \in \{0, 1\}$  for  $(i, j) \in A$ , equal to 1 if client  $i$  is allocated to facility  $j$ , 0 otherwise.
- $z_{ij} \in \{0, 1\}$  for  $(i, j) \in E$ , equal to 1 if an edge  $(i, j)$  connects facilities  $i, j \in V$ , 0 otherwise.
- $x_{ij}^\ell \in \{0, 1\}$  for  $(i, j) \in A, \ell \in V$ , equal to 1 if client  $i$  is allocated to facility  $j$  and  $c_{ij}$  is ranked in the  $\ell$ -th position, 0 otherwise.

Along the text, we would assume working with complete networks. However, the proposed formulations are valid for general graphs with edge set  $E$  and arc set  $A$ , as long as the connectivity of the network is ensured. The formulation presented below is based on the DOMP three-index formulation first introduced by Boland et al., 2006, including the tree connectivity feature of the OMT. Therefore, the formulation can be defined as follows:

$$F1_{x^\ell}^{\mathcal{T}} : \min \frac{1}{\sum_{\ell \in V} \lambda_\ell} \sum_{\ell \in V} \sum_{(i,j) \in A} \lambda_\ell c_{ij} x_{ij}^\ell + \frac{1}{p-1} \sum_{(i,j) \in E} c_{ij} z_{ij} \quad (2a)$$

$$\text{s.t.: } \sum_{i \in V} x_{ii} = p \quad (2b)$$

$$\sum_{j \in V} x_{ij} = 1 \quad i \in V \quad (2c)$$

$$x_{ij} \leq x_{jj} \quad (i, j) \in A : i \neq j \quad (2d)$$

$$2z_{ij} \leq x_{ii} + x_{jj} \quad (i, j) \in E \quad (2e)$$

$$z_{ij} \in \mathcal{T} \quad (i, j) \in E \quad (2f)$$

$$\sum_{\ell \in V} x_{ij}^\ell = x_{ij} \quad (i, j) \in A \quad (2g)$$

$$\sum_{(i,j) \in A} x_{ij}^\ell = 1 \quad \ell \in V \quad (2h)$$

$$\sum_{(i,j) \in A} c_{ij} x_{ij}^\ell \leq \sum_{(i,j) \in A} c_{ij} x_{ij}^{\ell+1} \quad \ell \in V : \ell < |V| \quad (2i)$$

$$x_{ij} \in \{0, 1\} \quad (i, j) \in A \quad (2j)$$

$$x_{ij}^\ell \in \{0, 1\} \quad (i, j) \in A, \ell \in V \quad (2k)$$

$$z_{ij} \in \{0, 1\} \quad (i, j) \in E. \quad (2l)$$

The objective function (2a) minimizes the compensated allocation costs weighted by the number of allocations considered (first component) plus the design cost of the tree connecting facilities weighted by the number of edges (second component). In other words, (2a) minimizes the average cost of an allocation plus the average cost of a tree edge. The group of constraints (2b), (2c) and (2d) models the allocation of clients to facilities. Specifically, constraint (2b) fixes the number of facilities in the network to  $p$ , constraints (2c) ensure that each client is allocated to exactly one facility and constraints (2d) ensure that no client is allocated to a non-facility node. Constraints (2e) relate the allocation variables to the design variables, imposing that each edge of the facilities spanning tree can only be selected if both edge nodes are facilities. Note that these constraints are obtained from the unification of two simpler group of constraints ( $z_{ij} \leq x_{ii}$  &  $z_{ij} \leq x_{jj}$  for  $(i, j) \in E$ ). Constraints (2f) model the connectivity feature of the OMT describing the facilities spanning tree polytope  $\mathcal{T}$ . These constraints are different depending on the tree characterization considered (see Section 3.3). Finally, constraints (2g), (2h) and (2i) model the sorting feature of the problem. Specifically, constraints (2g) relate the sorting variables to the allocation variables guaranteeing that if the allocation of client  $i$  to facility  $j$  is selected, then only one sorting position can be assumed by this allocation, constraints (2h) ensures that every sorting position must be occupied and constraints (2i) sort allocation costs in non-decreasing order.

Note that, since  $x_{ij} = \sum_{\ell \in V} x_{ij}^\ell$ , by constraint (2g) it is possible to relax the integrality constraint (2j), defining  $x_{ij} \in [0, 1]$  for all  $(i, j) \in A$ . Furthermore, each  $x_{ij}$  can be replaced by a sum  $\sum_{\ell \in V} x_{ij}^\ell$  unifying the allocation and sorting set of variables. For the last, despite the number of variables is reasonably reduced, the number of constraints increases and preliminary tests have shown us that such unification is not efficient in computational terms. For this reason disaggregated formulations are presented along the text.

Let us now consider the ordered sequence of unique allocation costs of  $c_{ij} \geq 0$  for  $i, j \in V$ :

$$c_{(0)} := 0 < c_{(1)} < c_{(2)} < \dots < c_{(|H|)} = \max_{i,j \in V} c_{ij},$$

where  $|H|$  is the number of different non-zero elements of the above allocation cost sequence and  $H = \{1, \dots, |H|\}$ . This ordering can be used to perform the sorting process of the allocation costs. Let us define the following variables (namely *covering variables* in the following):

- $u_{\ell h} \in \{0, 1\}$  for  $\ell \in V, h \in H$  if the  $\ell$ -th allocation cost is at least  $c_{(h)}$ ,

that is, the  $\ell$ -th smallest cost is equal to  $c_{(h)}$  if and only if  $u_{\ell 1} = \dots = u_{\ell h} = 1$  and  $u_{\ell h+1} = \dots = u_{\ell |H|} = 0$ .

**Example 3.1.** Given  $c = \begin{pmatrix} 0 & 2 & 4 \\ 2 & 0 & 0 \\ 4 & 0 & 0 \end{pmatrix}$ ,  $p = 1$  and  $\lambda = (1, 1, 1)$  an OMT solution implies  $x_{12}^3 = x_{22}^1 = x_{32}^2 = 1$  (or

equivalently  $x_{12}^3 = x_{22}^2 = x_{32}^1 = 1$ ). Since  $c_{(0)} := 0 < c_{(1)} = 2 < c_{(2)} = 4$ , we have  $u = \begin{pmatrix} 0 & 0 \\ 0 & 0 \\ 1 & 0 \end{pmatrix}$ .

As reviewed in previous works (see Puerto et al., 2011, Puerto et al., 2013 and Pozo et al., 2021 among others) sorting costs can be rather difficult in large instances when using the  $x^\ell$  variables previously defined. Besides, formulations using covering variables (see Elloumi et al., 2004; Nickel and Puerto, 2006; Puerto, 2008; Espejo et al., 2009; Marín et al., 2009, 2010; Puerto et al., 2011; García et al., 2011) can be used to downsize the number of variables in use.

Recalling the general scheme proposed in the previous section, we can rewrite  $F1_{x^\ell}^{\mathcal{T}}$  as follows:

$$F1_u^{\mathcal{T}} : \min \quad \frac{1}{\sum_{\ell \in V} \lambda_\ell} \sum_{\ell \in V} \sum_{h \in H} \lambda_\ell u_{\ell h} (c_{(h)} - c_{(h-1)}) + \frac{1}{p-1} \sum_{(i,j) \in E} c_{ij} z_{ij} \quad (3a)$$

$$\text{s.t.:} \quad \sum_{i \in V} x_{ii} = p \quad (3b)$$

$$\sum_{j \in V} x_{ij} = 1 \quad i \in V \quad (3c)$$

$$x_{ij} \leq x_{jj} \quad (i, j) \in A : i \neq j \quad (3d)$$

$$2z_{ij} \leq x_{ii} + x_{jj} \quad (i, j) \in E \quad (3e)$$

$$z_{ij} \in \mathcal{T} \quad (i, j) \in E \quad (3f)$$

$$\sum_{\ell \in V} u_{\ell h} = \sum_{i, j \in V : c_{ij} \geq c_{(h)}} x_{ij} \quad h \in H \quad (3g)$$

$$\begin{aligned}
u_{\ell h} &\leq u_{\ell+1h} & h \in H, \ell \in V : \ell < |V| & \quad (3h) \\
u_{\ell h} &\geq u_{\ell h+1} & h \in H, \ell \in V : h < |H| & \quad (3i) \\
x_{ij} &\in \{0, 1\} & (i, j) \in A & \quad (3j) \\
u_{\ell h} &\in \{0, 1\} & h \in H, \ell \in V & \quad (3k) \\
z_{ij} &\in \{0, 1\} & (i, j) \in E & \quad (3l)
\end{aligned}$$

Constraints (3g) state that the number of allocations with a cost at least  $c_{(h)}$  must be equal to the number of sites that support allocation costs greater than or equal to  $c_{(h)}$  and constraints (3h) and (3i) sorts the values of the sorting variables  $u$  in non-decreasing order. As indicated in Labbé et al., 2017 and Marín et al., 2009, the extra sorting group of constraints (3i) is redundant, nevertheless, they are binding for some of the results on Section 3.2 and have been proved to strengthen the covering formulation.

Note that  $F1_u^{\mathcal{T}}$  is defined over a set  $H$  whose cardinality depends on the unique non-zero elements in the cost matrix. We recall that OMT assumes free self-service and symmetrical costs, what implies a significant number of repetitions in the cost matrix and a diagonal of zeros. To be more precise, let  $\hat{\alpha}$  be the number of ties within the part of the cost matrix above the diagonal and by  $\hat{\chi}_0$  a binary parameter equal to 1 if there is at least a 0 within the part of the cost matrix, zero otherwise. Thus,

- $0 \leq \hat{\alpha} \leq \frac{1}{2}(|V|^2 - |V|) - 1$ .
- $\hat{\alpha} = \frac{1}{2}(|V|^2 - |V|) - \hat{\chi}_0 - |H|$ .

Note that  $\hat{\alpha}$  can also be easily computed as  $\hat{\alpha} = \sum_{i=0}^{|H|} (m_i - 1)$ , where  $m_i$  stands for the multiplicity of cost  $c_{(h)}$  within the part of the cost matrix above the diagonal.

We provide in Table 2 theoretical size values in terms of variables (*#variables*) and constraints (*#constraints*) of  $F1_{x^\ell}^{\mathcal{T}}$  and  $F1_u^{\mathcal{T}}$  OMT formulations. Note that, the dimensions do not include the redundant set (3i) for  $F1_u^{\mathcal{T}}$ , and both formulations are specified independently of the  $\mathcal{T}$  used but including (2f) and (3f) as constraints.

	<i>#variables</i>	<i>#constraints</i>
$F1_{x^\ell}^{\mathcal{T}}$ :	$ V ^3 + \frac{3 V ^2}{2} - \frac{ V }{2}$	$3 V ^2 +  V $
$F1_u^{\mathcal{T}}$ :	$ V  H  + \frac{3 V ^2}{2} - \frac{ V }{2} =$ $\frac{1}{2} V ^3 +  V ^2 - (\hat{\chi}_0 + \hat{\alpha} + \frac{1}{2}) V $	$2 V ^2 +  H  V  -  V  + 1 =$ $\frac{1}{2} V ^3 + \frac{3}{2} V ^2 - (\hat{\chi}_0 + \hat{\alpha} + 1) V  + 1$

Table 2: Theoretical model dimensions in the OMT formulations

We observe from Table 2 the following property:

**Property 3.1.**

- (a)  $F1_u^{\mathcal{T}}$  has  $\frac{1}{2}|V|^3 + \frac{1}{2}|V|^2 + (\hat{\chi}_0 + \hat{\alpha})|V| > 0$  less variables than  $F1_{x^\ell}^{\mathcal{T}}$ .
- (b) The difference of constraints between  $F1_u^{\mathcal{T}}$  and  $F1_{x^\ell}^{\mathcal{T}}$  is  $\frac{1}{2}|V|^3 - \frac{3}{2}|V|^2 - (\hat{\chi}_0 + \hat{\alpha} + 2)|V| + 1$ . Therefore,  $F1_u^{\mathcal{T}}$  has less constraints than  $F1_{x^\ell}^{\mathcal{T}}$  if and only if

$$\hat{\alpha} \geq \frac{1}{2}|V|^2 - \frac{3}{2}|V| - \hat{\chi}_0 - 1,$$

that is,  $|H| \leq |V| + 1$ .

*Proof.* (a) Is straightforward to prove.

(b) In terms of constraints, the difference between  $F1_{x^\ell}^{\mathcal{T}}$  and  $F1_u^{\mathcal{T}}$  is the sorting group of constraints, (2g)-(2i) and (3g)-(3h) respectively. For this group, there exists a total of  $|V|^2 + 2|V| - 1$  constraints in  $F1_{x^\ell}^{\mathcal{T}}$  and  $|H||V| = \frac{1}{2}|V|^3 - \frac{1}{2}|V|^2 - (\hat{\chi}_0 + \hat{\alpha})|V|$  constraints in  $F1_u^{\mathcal{T}}$ . Therefore, subtracting both expressions we get that

the difference in the number of constraints is  $\frac{1}{2}|\mathcal{V}|^3 - \frac{3}{2}|\mathcal{V}|^2 - (\hat{\chi}_0 + \hat{\alpha} + 2)|\mathcal{V}| + 1$ , that is negative only if we have  $\hat{\alpha} > \frac{1}{2}|\mathcal{V}|^2 - \frac{3}{2}|\mathcal{V}| - \hat{\chi}_0 - 2 + \frac{1}{|\mathcal{V}|}$  (that is  $\hat{\alpha} \geq \frac{1}{2}|\mathcal{V}|^2 - \frac{3}{2}|\mathcal{V}| - \hat{\chi}_0 - 1$ ) and  $|\mathcal{H}| < |\mathcal{V}| + 2 - \frac{1}{|\mathcal{V}|}$  (that is  $|\mathcal{H}| \leq |\mathcal{V}| + 1$ ).  $\square$

Formulation of the ordered median using variables  $x^\ell$  is the general representation used to describe the problem, while formulation using covering variables  $u$  performs best computationally. There exist several more formulations to represent the ordered median problem (see, e.g., Labbé et al., 2017). However, the analysis of such other formulations embedded within the OMT structure is beyond the scope of this paper.

## 3.2 Theoretical results on polytopes

In this section, we provide a theoretical comparison of the polytopes regarding our formulations  $F1_{x^\ell}^{\mathcal{T}}$  and  $F1_u^{\mathcal{T}}$  presented in previous Section 3. Comparing OMT formulations is equivalent to comparing DOMP formulations because both problems only differ in the connection feature, which is modeled by the same group of constraints for every formulation (see Section 3.3 for more details). Therefore, some of the results we adapt to our OMT polytopes comparison are presented in Labbé et al. (2017). Nevertheless, our goal is to state the formal relationships between the linear relaxations of the considered formulations and study the similarities between these polytopes describing in detail the degenerate case of no ties in the cost matrix. Also, note that in this section the OMT assumptions have been relaxed in an attempt to generalize these results.

### 3.2.1 Analyzing polytopes with a general cost matrix

The results presented in this subsection are valid for a general cost matrix independently of the number of ties. The reader may note that OMT does not really require free self-service and symmetric cost assumptions. Without these two assumptions our formulation is still valid although it slightly changes the meaning of costs  $c_{ii}$  that would turn to be the opening cost of facility  $i$  plus de allocation cost of client  $i$  to facility  $i$  (if a facility is opened  $i$ , client  $i$  has to be allocated to such facility). Let  $\Omega_{x^\ell}^{\mathcal{T}}$  be the set of points satisfying constraints (2b)-(2k) and  $\Omega_u^{\mathcal{T}}$  be the set of points satisfying constraints (3b)-(3k). Let also  $\phi_{x^\ell}(\cdot)$  and  $\phi_u(\cdot)$  denote the value of the objective functions, (2a) and (3a) respectively, evaluated at a feasible point  $(\cdot)$  and  $P(\Omega_S^{\mathcal{T}})$  for  $S \in \{x^\ell, u\}$  the polytope defined from the linear relaxation of  $\Omega_S^{\mathcal{T}}$ . For the sake of understandability, we remove the tree notation  $\mathcal{T}$  in this section which is not relevant. A first property to recall is the following.

**Property 3.2.** *There exist two mappings  $f$  and  $g$ ,*

$$\begin{aligned} f : \mathbb{R}^{|\mathcal{V}|^2} \times \mathbb{R}^{|\mathcal{V}|^2} \times \mathbb{R}^{|\mathcal{V}|^3} &\mapsto \mathbb{R}^{|\mathcal{V}|^2} \times \mathbb{R}^{|\mathcal{V}|^2} \times \mathbb{R}^{|\mathcal{V}||\mathcal{H}|}, \\ &(x_{ij}, z_{ij}, x_{ij}^\ell) \mapsto (x_{ij}, z_{ij}, u_{\ell h}). \\ g : \mathbb{R}^{|\mathcal{V}|^2} \times \mathbb{R}^{|\mathcal{V}|^2} \times \mathbb{R}^{|\mathcal{V}||\mathcal{H}|} &\mapsto \mathbb{R}^{|\mathcal{V}|^2} \times \mathbb{R}^{|\mathcal{V}|^2} \times \mathbb{R}^{|\mathcal{V}|^3}, \\ &(x_{ij}, z_{ij}, u_{\ell h}) \mapsto (x_{ij}, z_{ij}, x_{ij}^\ell). \end{aligned}$$

such that,

- For any point  $(x_{ij}, z_{ij}, x_{ij}^\ell) \in P(\Omega_{x^\ell})$ , then  $\phi_{x^\ell}(x_{ij}, z_{ij}, x_{ij}^\ell) = \phi_u(f(x_{ij}, z_{ij}, x_{ij}^\ell))$ .
- For any point  $(x_{ij}, z_{ij}, u_{\ell h}) \in P(\Omega_u)$ , then  $\phi_u(x_{ij}, z_{ij}, u_{\ell h}) = \phi_{x^\ell}(g(x_{ij}, z_{ij}, u_{\ell h}))$ .

These mapping definitions are given in Labbé et al. (2017). Via these mappings, several polytope comparisons can be attained.

**Property 3.3.**

- $g(P(\Omega_u)) \subset P(\Omega_{x^\ell})$ .
- $f(P(\Omega_{x^\ell})) \not\subset P(\Omega_u)$ .

*Proof.* (a) See *Theorem 1* in Labbé et al. (2017).

- Consider the network example depicted in Figure 3, where client nodes (*circles*) allocate to a single facility (*square*).

Let the following feasible solution (non-optimal) defined by the values:



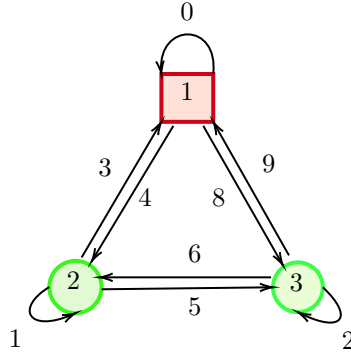


Figure 3: Network example.

$$\begin{array}{lll}
x_{11} = 1, & x_{12} = 0, & x_{13} = 0, \\
x_{21} = 1, & x_{22} = 0, & x_{23} = 0, \\
x_{31} = 1, & x_{32} = 0, & x_{33} = 0, \\
z_{12} = 0, & z_{13} = 0, & z_{23} = 0, \\
x_{11}^1 = 0.9, & x_{11}^2 = 0, & x_{11}^3 = 0.1, \\
x_{21}^1 = 0, & x_{21}^2 = 1, & x_{21}^3 = 0, \\
x_{31}^1 = 0.1, & x_{31}^2 = 0, & x_{31}^3 = 0.9, \\
x_{ij}^\ell = 0 \text{ otherwise.} & & 
\end{array}$$

We can verify that the previous solution satisfies the group of constraints defining  $P(\Omega_{x^\ell})$  (shown only for sorting constraints):

- $\sum_{\ell \in V} x_{ij}^\ell = x_{ij}, \quad (i, j) \in A.$

$$\begin{aligned}
x_{11}^1 + x_{11}^2 + x_{11}^3 &= 1 = x_{11}, \\
x_{21}^1 + x_{21}^2 + x_{21}^3 &= 1 = x_{21}, \\
x_{31}^1 + x_{31}^2 + x_{31}^3 &= 1 = x_{31},
\end{aligned}$$

Otherwise trivially equal to 0.

- $\sum_{(i,j) \in A} x_{ij}^\ell = 1, \quad \ell \in V.$

$$\begin{aligned}
x_{11}^1 + x_{21}^1 + x_{31}^1 + 0 \dots &= 1 \\
x_{11}^2 + x_{21}^2 + x_{31}^2 + 0 \dots &= 1 \\
x_{11}^3 + x_{21}^3 + x_{31}^3 + 0 \dots &= 1
\end{aligned}$$

- $\sum_{(i,j) \in A} c_{ij} x_{ij}^\ell \leq \sum_{(i,j) \in A} c_{ij} x_{ij}^{\ell+1}, \quad \ell \in V : \ell < |V|.$

$$\begin{aligned}
c_{11} x_{11}^1 + c_{31} x_{31}^1 + 0 \dots &= 0.9 \cdot 0 + 0.1 \cdot 9 = 0.9 \leq c_{21} x_{21}^2 + 0 \dots = 1 \cdot 3 = 3 \\
c_{21} x_{21}^2 + 0 \dots &= 1 \cdot 3 = 3 \leq c_{11} x_{11}^3 + c_{31} x_{31}^3 + 0 \dots = 0.9 \cdot 9 + 0.1 \cdot 0 = 8.1
\end{aligned}$$

We can give an expression for  $u$  variables using  $f$  definition, which is given by the system of equations:

$$\begin{aligned}
f : (x_{ij}, z_{ij}, x_{ij}^\ell) &\mapsto (x_{ij}, z_{ij}, u_{\ell h}), \\
u_{\ell h} &= \sum_{i,j \in V : c_{ij} \geq c_{(h)}} x_{ij}^\ell \quad \forall h \in H, \ell \in V.
\end{aligned} \tag{4}$$

Therefore

$$\begin{array}{llllll}
u_{11} = 0.1, & \dots & \dots & \dots & \dots & u_{18} = 0.1, \\
u_{21} = 1 & \dots & u_{23} = 1, & u_{24} = 0, & \dots & u_{28} = 0, \\
u_{31} = 0.9, & \dots & \dots & \dots & \dots & u_{38} = 0.9,
\end{array}$$

which does not satisfy constraints  $u_{\ell h} \leq u_{\ell+1h}$  for  $h \in H, \ell \in V : \ell < |V|$  in the relaxed polytope  $P(\Omega_u)$ .

□

As a consequence, we have found a feasible solution in  $P(\Omega_{x^\ell})$  whose image by  $f$  is not feasible in  $P(\Omega_u)$ . Next, we study the objective function value of the points  $(x_{ij}, z_{ij}, x_{ij}^\ell) \in P(\Omega_{x^\ell})$  such that  $f(x_{ij}, z_{ij}, x_{ij}^\ell) \notin P(\Omega_u)$ . First, let us consider the following polytope namely  $P(\Omega'_{x^\ell})$ , where constraints (2i) are replaced by constraints

$$\sum_{i,j \in V: c_{ij} \geq c(h)} x_{ij}^\ell + \sum_{i,j \in V: c_{ij} < c(h)} x_{ij}^{\ell+1} \leq 1, \quad h \in H, \ell \in V: \ell < |V|, \quad (5)$$

which are a consequence of the *staircase inequalities* in Labbé et al. (2017). Observe that,

**Property 3.4.**

(a)  $f(P(\Omega'_{x^\ell})) = P(\Omega_u)$ .

(b)  $g(P(\Omega_u)) \subset P(\Omega'_{x^\ell})$ .

*Proof.* (a) Following the results in Labbé et al. (2017),  $g$  satisfies the equality of  $f$  by construction, thus  $f(g(u)) = u$ . This implies  $f(P(\Omega'_{x^\ell})) \supset P(\Omega_u)$  and we only need to prove then  $f(P(\Omega'_{x^\ell})) \subset P(\Omega_u)$ . Given  $(x_{ij}, z_{ij}, x_{ij}^\ell) \in P(\Omega'_{x^\ell})$  we prove that  $f(x_{ij}, z_{ij}, x_{ij}^\ell)$  satisfies constraints (3g)-(3i). Constraints (3i) are satisfied by means of  $f$  definition,

$$u_{\ell h} = \sum_{i,j \in V: c_{ij} \geq c(h)} x_{ij}^\ell \geq \sum_{i,j \in V: c_{ij} \geq c(h+1)} x_{ij}^\ell = u_{\ell h+1},$$

constraints (3g) are satisfied because of the following

$$\sum_{\ell \in V} u_{\ell h} = \sum_{\ell \in V} \sum_{i,j \in V: c_{ij} \geq c(h)} x_{ij}^\ell = \sum_{i,j \in V: c_{ij} \geq c(h)} \sum_{\ell \in V} x_{ij}^\ell \stackrel{(2g)}{=} \sum_{i,j \in V: c_{ij} \geq c(h)} x_{ij},$$

and constraints (3h) because

$$\begin{aligned} u_{\ell h} &= \sum_{i,j \in V: c_{ij} \geq c(h)} x_{ij}^\ell \stackrel{(5)}{\leq} 1 - \sum_{i,j \in V: c_{ij} < c(h)} x_{ij}^{\ell+1} \stackrel{(2h)}{=} \sum_{(i,j) \in A} x_{ij}^{\ell+1} - \sum_{i,j \in V: c_{ij} < c(h)} x_{ij}^{\ell+1} = \\ &= \sum_{i,j \in V: c_{ij} < c(h)} x_{ij}^{\ell+1} + \sum_{i,j \in V: c_{ij} \geq c(h)} x_{ij}^{\ell+1} - \sum_{i,j \in V: c_{ij} < c(h)} x_{ij}^{\ell+1} = \sum_{i,j \in V: c_{ij} \geq c(h)} x_{ij}^{\ell+1} = u_{\ell+1,h}. \end{aligned}$$

(b) By *Property 3.3*, we know  $g(P(\Omega_u)) \subset P(\Omega_{x^\ell})$ . Hence, we just need to prove that constraints (5) are satisfied. By constraints (3h) we get

$$u_{\ell h} \leq u_{\ell+1h} \Rightarrow \sum_{i,j \in V: c_{ij} \geq c(h)} x_{ij}^\ell \leq \sum_{i,j \in V: c_{ij} \geq c(h)} x_{ij}^{\ell+1} \Rightarrow \sum_{i,j \in V: c_{ij} < c(h)} x_{ij}^{\ell+1} + \sum_{i,j \in V: c_{ij} \geq c(h)} x_{ij}^\ell \leq 1.$$

□

Consequently, the following result can be given as a conclusion.

**Property 3.5.**  $\phi_u = \phi'_{x^\ell} \geq \phi_{x^\ell}$ .

*Proof.* This property is a consequence of *Property 3.2* and  $P(\Omega_u) = f(P(\Omega'_{x^\ell})) \subset f(P(\Omega_{x^\ell}))$ . □

As an observation to *Property 3.5*, our computational experience shows the equality  $\phi_u = \phi'_{x^\ell} = \phi_{x^\ell}$  holds in the optimum.

### 3.2.2 Analyzing polytopes with no ties in the cost matrix

We analyze next the particular case when no ties exists in the cost matrix. We observe that in such case, the previous definition of  $f$  holds while  $g$  (see Labbé et al., 2017) transforms into a much simpler expression:

$$g : \mathbb{R}^{|V|^2} \times \mathbb{R}^{|V|^2} \times \mathbb{R}^{|V|^3} \mapsto \mathbb{R}^{|V|^2} \times \mathbb{R}^{|V|^2} \times \mathbb{R}^{|V|^3},$$

$$(x_{ij}, z_{ij}, u_{\ell h}) \mapsto (x_{ij}, z_{ij}, x_{ij}^{\ell}),$$

$$x_{ij}^{\ell} = \begin{cases} 0 & \text{if } \ell < \ell(h) \text{ or } x_{ij} = 0, \\ \min \{ x_{ij} - \sum_{k < \ell} x_{ij}^k, u_{\ell h} - u_{\ell, h+1} \} & \text{if } \ell \geq \ell(h), \end{cases} \quad (6)$$

where  $\ell(h) = \min \{ \ell : u_{\ell h} - u_{\ell, h+1} > 0 \}$  for  $h = 1, \dots, H$  and  $u_{\ell, H+1} = u_{\ell H}$ . We assume that if  $u_{\ell h} - u_{\ell, h+1} = 0$  for all  $\ell \in V$  then  $\ell(h) = +\infty$ .

Furthermore, when there are no ties in the cost matrix, we can give an expression for  $f^{-1}$  using equations in (4). Because no ties exist in the cost matrix, we have that each  $c_{(h)}$  is uniquely related to a  $c_{ij}$ , that is, there exists a bijective mapping  $\beta$  between the sequence of costs defined as

$$\beta : H \mapsto \{ij \mid i, j \in V\},$$

$$c_{(h)} \mapsto c_{\beta(h)} = c_{i_h j_h}.$$

For every  $\ell \in V$ , system (4) can be expressed in matrix form as follows. Let  $\underline{\mathbf{u}}_{\ell} = (u_{\ell 1}, \dots, u_{\ell |V|^2})'$  and  $\underline{\mathbf{x}}^{\ell} = (x_{11}^{\ell}, \dots, x_{1|V|}^{\ell}, \dots, x_{|V|1}^{\ell}, \dots, x_{|V||V|}^{\ell})'$ , we have

$$\underline{\mathbf{u}}_{\ell} = \Sigma_{\ell} \underline{\mathbf{x}}^{\ell} \quad \forall \ell \in V, \quad (7)$$

where  $\Sigma_{\ell}$  is a  $|V|^2 \times |V|^2$  matrix. The first row in  $\Sigma_{\ell}$  (corresponding to  $h = 1$ ) has all coefficients equal to 1 since every cost in the sum is greater than  $c_{(1)}$ , the second row ( $h = 2$ ) has all coefficients equal to 1 except for the coefficient corresponding to some position  $i_1 j_1$  which is 0, and so until the last row ( $h = |V|^2$ ), that has all coefficients equal to 0 except for the coefficient corresponding to some position  $i_{|V|^2} j_{|V|^2}$  which is 1. Therefore,  $\Sigma_{\ell}$  has the following structure

$$\Sigma_{\ell} = \begin{matrix} & \dots & i_1 j_1 & \dots & i_2 j_2 & \dots & i_3 j_3 & \dots & i_{|V|^2} j_{|V|^2} & \dots \\ \begin{matrix} h = 1 \\ h = 2 \\ \vdots \\ h = |V|^2 \end{matrix} & \begin{pmatrix} \dots & 1 & 1 & 1 & \dots & 1 & 1 & 1 & \dots & 1 & 1 & 1 & \dots & 1 & 1 & \dots \\ \dots & 1 & 0 & 1 & \dots & 1 & 1 & 1 & \dots & 1 & 1 & 1 & \dots & 1 & 1 & \dots \\ \dots & 1 & 0 & 1 & \dots & 1 & 0 & 1 & \dots & 1 & 1 & 1 & \dots & 1 & 1 & \dots \\ \dots & 1 & 0 & 1 & \dots & 1 & 0 & 1 & \dots & 1 & 0 & 1 & \dots & 1 & 1 & \dots \\ & \vdots & & & \vdots & & \ddots & & \vdots & & & & \vdots & & \ddots & \\ \dots & 0 & 0 & 0 & \dots & 0 & 0 & 0 & \dots & 0 & 0 & 0 & \dots & 0 & 1 & 0 & \dots \end{pmatrix} \end{matrix}. \quad (8)$$

Consequently,  $\Sigma_{\ell}$  can be rearranged through elemental matrix transformations to an upper triangular matrix  $\Sigma_{\ell}^{upper}$ , so we can rewrite system (7) as

$$\underline{\mathbf{u}}_{\ell} = \Sigma_{\ell}^{upper} \begin{pmatrix} x_{i_1 j_1}^{\ell} \\ x_{i_2 j_2}^{\ell} \\ \vdots \\ x_{i_{|V|^2} j_{|V|^2}}^{\ell} \end{pmatrix} = \begin{pmatrix} 1 & 1 & 1 & \dots & 1 & 1 \\ 0 & 1 & 1 & \dots & 1 & 1 \\ 0 & 0 & 1 & \dots & 1 & 1 \\ & & & \vdots & & \\ 0 & 0 & 0 & \dots & 0 & 1 \end{pmatrix} \begin{pmatrix} x_{i_1 j_1}^{\ell} \\ x_{i_2 j_2}^{\ell} \\ \vdots \\ x_{i_{|V|^2} j_{|V|^2}}^{\ell} \end{pmatrix}. \quad (9)$$

Therefore,  $\Sigma_{\ell}$  has maximum range which implies that  $f$  is an injection and (7) defines for every  $\ell \in V$  a single unique solution for  $x_{ij}^{\ell}$  variables for  $i, j \in V$ . A general expression for the inverse of  $\Sigma_{\ell}^{upper}$  can be given to obtain the solution for  $x_{ij}^{\ell}$  variables as follows

$$\underline{\mathbf{x}}^{\ell} = \begin{pmatrix} 1 & -1 & 0 & \dots & 0 & 0 \\ 0 & 1 & -1 & \dots & 0 & 0 \\ 0 & 0 & 1 & \dots & 0 & 0 \\ & & & \vdots & & \\ 0 & 0 & 0 & \dots & 1 & -1 \\ 0 & 0 & 0 & \dots & 0 & 1 \end{pmatrix} \begin{pmatrix} u_{\ell 1} \\ u_{\ell 2} \\ \vdots \\ u_{\ell |V|^2} \end{pmatrix}, \quad (10)$$

being the mapping  $f^{-1}$  defined by the following relationship

$$x_{i_h j_h}^\ell = \begin{cases} u_{\ell h} - u_{\ell h+1} & h = 1, \dots, |V|^2 - 1, \\ u_{\ell |V|^2} & h = |V|^2. \end{cases} \quad (11)$$

Notice that constraints (3i) are needed in order for  $f^{-1}$  to be well defined. It can be verified that, in the case of no ties,  $f^{-1}$  and  $g$  coincide.

**Property 3.6.** *If no ties exists in the cost matrix  $(c_{ij})_{i,j \in V}$ , then  $g = f^{-1}$ .*

*Proof.* If  $\ell \geq \ell(h)$ , then  $x_{ij} - \sum_{k < \ell} x_{ij}^k = \sum_{k \in V} x_{ij}^k - \sum_{k < \ell} x_{ij}^k = \sum_{k \geq \ell} x_{ij}^k \geq x_{i_h j_h}^\ell = u_{\ell h} - u_{\ell h+1} \Rightarrow \min \left\{ x_{ij} - \sum_{k < \ell} x_{ij}^k, u_{\ell h} - u_{\ell, h+1} \right\} = u_{\ell h} - u_{\ell, h+1}$ . Otherwise, if  $\ell < \ell(h)$  or  $x_{ij} = 0$ , trivially equal to 0.  $\square$

As a consequence, we get that  $g(P(\Omega'_u)) = P(\Omega'_{x^\ell})$  when no ties exists in the cost matrix.

### 3.3 Tree polytope description

This section extends the definition of the tree polytope  $\mathcal{T}$  including some specific considerations that must be reviewed for the application of each tree characterization within the OMT.

Formulation  $F1_{x^\ell}^{\mathcal{T}}$  and  $F1_u^{\mathcal{T}}$  assume constraint  $z \in \mathcal{T}$  to be included in the model. This constraint can be replaced by any representation of the STP polytope, namely *subtour elimination*, *Miller-Tucker-Zemlin (MTZ)*, *flow*, etc. (see Magnanti and Wolsey, 1995, Fernández et al., 2017). Depending on the case, different variables must be considered. The formulation in Miller et al. (1960) uses variables  $y_{ij} \in \{0, 1\}$  for  $(i, j) \in A$ , which take value 1 if and only if arc  $(i, j)$  belongs to the modeled arborescence and continuous variables  $l_i \geq 0$  for  $i \in V$ , denoting the position that node  $i$  occupies in the arborescence respect to the root node. In the *flow based* formulation introduced by Gavish (1983), continuous flow variables  $f_{ij} \geq 0$  for  $(i, j) \in A$  are defined on the arcs of the directed network indicating the amount of flow through arc  $(i, j)$ . The formulation proposed by Martin (1991) models as many arborescences as network nodes using three index decision variables  $q_{kij} \in \{0, 1\}$  for  $(i, j) \in A$ , which indicate whether or not arc  $(i, j)$  belongs to the arborescence rooted at  $k$ . In addition, each tree polytope  $\mathcal{T}$  includes constraint  $\sum_{(i,j) \in E} z_{ij} = p - 1$ , which ensures that the tree of facilities has exactly  $p - 1$  edges.

Some notation must be introduced in order to model  $\mathcal{T}$ . Given a subset of nodes  $S \subset V$ , let us denote by  $E(S)$  and  $A(S)$  the subsets of edges of  $E$  and arcs of  $A$  connecting nodes in  $S$ , i.e.,  $E(S) = \{(i, j) \in E \mid i, j \in S\}$  and  $A(S) = \{(i, j) \in A \mid i, j \in S\}$ . The *cut-set*  $\delta(S)$  associated with  $S \subset V$  contains all edges with one node in  $S$  and the other node outside  $S$ , i.e.  $\delta(S) = \{(i, j) \in E \mid (i \in S, j \in V \setminus S) \text{ or } (j \in S, i \in V \setminus S)\}$ . Equivalently, in the directed network, the *cut-set directed out* of  $S$  is defined as  $\delta^+(S) = \{(i, j) \in A \mid i \in S, j \in V \setminus S\}$  and the *cut-set directed into* of  $S$  is defined as  $\delta^-(S) = \{(i, j) \in A \mid j \in S, i \in V \setminus S\}$ .

In Table 3 we resume the main properties of the STP formulations that we have considered. The criteria that have guided the selection of the formulations are either their good theoretical properties or some characteristic that seems useful as, for instance, a small number of variables or constraints. It is well known that, as seen in the last column, from the formulations described above  $\mathcal{T}^{sub}$  and  $\mathcal{T}^{km}$  hold the integrality property, conversely to  $\mathcal{T}^{mtz}$  and  $\mathcal{T}^{flow}$ .

Formulation	notation	main constraints	root	# vars	# const.	int
<b>Subtour</b> Edmonds (1970)	$\mathcal{T}^{sub}$	$\sum_{(i,j) \in E(S)} z_{ij} \leq  S  - 1, S \neq \emptyset, S \subset V$		$O( E )$	$Exp( V )$	Yes
<b>Miller-Tucker-Zemlin</b> Miller et al. (1960)	$\mathcal{T}^{mtz}$	$l_j \geq l_i + 1 -  V (1 - y_{ij}), (i, j) \in A$	$r$	$O( E )$	$O( E )$	No
<b>Flow</b> Gavish (1983)	$\mathcal{T}^{flow}$	$\sum_{(i,j) \in \delta^+(i)} f_{ij} - \sum_{(j,i) \in \delta^-(i)} f_{ji} = \begin{cases} p-1, & i=r \\ -1, & i \in V \setminus \{r\} \end{cases}$	$r$	$O( E )$	$O( E )$	No
<b>Kipp Martin</b> Martin (1991)	$\mathcal{T}^{km}$	$\sum_{(i,j) \in \delta^+(i)} q_{kij} \leq \begin{cases} 1, & k \in V, i \in V : i \neq k \\ 0, & k \in V, i = k \end{cases}$	$\forall k$	$O( V  E )$	$O( V  E )$	Yes

Table 3: Main properties of the STP formulations considered.

As a consequence of the formulations comparison in Fernández et al. (2017), we can state the relationship between the different formulations derived from the combination of some sorting representations and tree polyhedra described above. To this end, let  $P_{xz}(\Omega_S^{\mathcal{T}})$  be the projected polytope onto the space of  $x$  and  $z$  of the linear relaxation of an OMT formulation. Then, the following property holds:

**Property 3.7.**

$$P_{xz}(\Omega_{x^\ell}^{\mathcal{T}}) = P_{xz}(\Omega_u^{\mathcal{T}}). \quad (12)$$

$$P_{xz}(\Omega_S^{sub}) = P_{xz}(\Omega_S^{km}) \subseteq \begin{cases} P_{xz}(\Omega_S^{flow}) \\ \neq \\ P_{xz}(\Omega_S^{mitz}). \end{cases} \quad (13)$$

*Proof.* Is derived from the observations in Fernández et al. (2017).  $\square$

Regarding to  $\mathcal{T}^{sub}$ , note that the cardinality of the group of subtour elimination constraints is exponential in the number of nodes. Since many of these constraints are not needed to build the solution polytope, they can be separated in polynomial time by solving a series of minimum cut-problems. An effective branch-and-cut algorithm can be implemented to include dynamically a certain number of these constraints, preventing from using the entire set of subtour elimination constraints and reducing computational effort. Furthermore, a cut-set based group of constraints can be introduced replacing these constraints. Let  $S \neq \emptyset, S \subset V$  be a connected component of a solution in the previous algorithm, the following connection cut can be defined:

$$\sum_{(i,j) \in \delta^+(S)} x_{ij} + \sum_{(i,j) \in \delta^-(S)} x_{ij} + \sum_{(i,j) \in \delta(S)} z_{ij} \geq 1, \quad \forall S \neq \emptyset, S \subset V. \quad (14)$$

This cut-set based connection cut implies that at least one allocation or one edge from the tree of facilities must connect  $S$  to a node of  $V \setminus S$ .

Regarding to  $\mathcal{T}^{mitz}$ , an arborescence is built rooted at a arbitrarily selected root node  $r \in V$ , in which arcs follow the direction from root to leaves.  $\mathcal{T}^{flow}$  also relies on a source node  $r \in V$  which distributes the flow, but for the OMT, contrary to  $\mathcal{T}^{mitz}$ , the choice of the root node is very influential as care must be taken when spreading the flow. This selection can be done in two ways: (1) adding a set of variables  $r_i \in \{0, 1\}$  for  $i \in V$ , that are equal to 1 if the node  $i \in V$  is selected as the source node for the tree of facilities, or otherwise (2) arbitrarily selecting the source node and distributing the flow along the tree, distinguishing whether the node selected as the source is a facility or not.

If the source node is selected arbitrarily, in order to properly distribute the flow units between facilities we must consider all possible scenarios for the source node. If the source node is a non facility node, then it takes an inflow of one unit and transfers  $p - 1$  units to the associated facility, so the total units of distributed flow in the network are  $p$ . On the other hand, if the source node is a facility, then it directly takes an inflow of  $p - 1$  units. All other nodes included in the tree have a demand of one unit of flow.

Therefore, the flow formulation using additional variables includes the following group of constraints:

$$\mathcal{T}^{flow1} : \sum_{i \in V} r_i = 1 \quad (15a)$$

$$r_i \leq x_{ii} \quad i \in V \quad (15b)$$

$$\sum_{(i,j) \in \delta^+(i)} f_{ij} - \sum_{(j,i) \in \delta^-(i)} f_{ji} = (p - 1)r_i - (x_{ii} - r_i) \quad i \in V \quad (15c)$$

$$f_{ij} \leq (p - 1)z_{ij} \quad (i, j) \in E \quad (15d)$$

$$f_{ji} \leq (p - 1)z_{ij} \quad (i, j) \in E. \quad (15e)$$

On the other hand, the flow formulation without using additional variables includes:

$$\mathcal{T}^{flow2} : \sum_{(i,j) \in \delta^+(i)} f_{ij} - \sum_{(j,i) \in \delta^-(i)} f_{ji} = px_{ri} - x_{ii} \quad i \in V \quad (16a)$$

$$f_{ij} \leq (p - 1)z_{ij} \quad (i, j) \in E \quad (16b)$$

$$f_{ji} \leq (p - 1)z_{ij} \quad (i, j) \in E. \quad (16c)$$

### 3.4 Alternative formulation

Previous  $F1_{x^\ell}^{\mathcal{T}}$  and  $F1_u^{\mathcal{T}}$  formulations use the set of design variables  $z$  to model a spanning tree connecting only facilities. However, since the OMT assumes single client-facility allocation, the tree structure of any OMT solution, uniquely determined by the allocation ( $x$ ) and design ( $z$ ) variables, is globally preserved. This is,

considering both the facilities tree and the allocations of clients to their corresponding facilities, we also obtain a larger tree where clients are at the end nodes. This rationale allow us to provide an alternative formulation that models an OMT solution designing a spanning tree over the complete set of nodes  $V$ . Holding the definition of variables  $x$  and  $x^\ell$  as before, let now  $z_{ij} \in \{0, 1\}$  for  $(i, j) \in E$ , be equal to 1 if  $(i, j)$  is an edge connecting either facilities or client-facility pairs, zero otherwise. With this new definition of the  $z$  variables, we can reformulate  $F1_{x^\ell}^{\mathcal{T}}$  as follows:

$$F2_{x^\ell}^{\mathcal{T}} : \min \quad \frac{1}{\sum_{\ell \in V} \lambda_\ell} \sum_{\ell \in V} \sum_{(i,j) \in A} \lambda_\ell c_{ij} x_{ij}^\ell + \frac{1}{p-1} \sum_{(i,j) \in E} c_{ij} (z_{ij} - x_{ij} - x_{ji}) \quad (17a)$$

$$\text{s.t.} : \quad \sum_{i \in V} x_{ii} = p \quad (17b)$$

$$\sum_{j \in V} x_{ij} = 1 \quad i \in V \quad (17c)$$

$$2x_{ij} \leq 1 - x_{ii} + x_{jj} \quad (i, j) \in A : i \neq j \quad (17d)$$

$$x_{ij} + x_{ji} \leq z_{ij} \quad (i, j) \in E \quad (17e)$$

$$2z_{ij} \leq x_{ii} + x_{jj} + x_{ij} + x_{ji} \quad (i, j) \in E \quad (17f)$$

$$z_{ij} \in \mathcal{T} \quad (i, j) \in E \quad (17g)$$

$$x_{ij} = \sum_{\ell \in V} x_{ij}^\ell \quad (i, j) \in A \quad (17h)$$

$$\sum_{(i,j) \in A} x_{ij}^\ell = 1 \quad \ell \in V \quad (17i)$$

$$\sum_{(i,j) \in A} c_{ij} x_{ij}^\ell \leq \sum_{(i,j) \in A} c_{ij} x_{ij}^{\ell+1} \quad \ell \in V : \ell < |V| \quad (17j)$$

$$x_{ij} \in \{0, 1\} \quad (i, j) \in A \quad (17k)$$

$$x_{ij}^\ell \in \{0, 1\} \quad (i, j) \in A, \ell \in V \quad (17l)$$

$$z_{ij} \in \{0, 1\} \quad (i, j) \in E. \quad (17m)$$

The objective function (17a) is similar to  $F1_{x^\ell}^{\mathcal{T}}$ , but needs to be modified in order to consider only the design cost of the part of the tree connecting facilities, this is, subtracting the associated cost to the edges allocating clients to facilities to the total tree design cost. Now, Constraints (17d) guarantee that client-facility allocations are only possible if  $i$  is a client and  $j$  is a facility. Note that, these constraints result from unification of two simpler group of constraints  $x_{ij} \leq 1 - x_{ii}$  and  $x_{ij} \leq x_{jj}$  for  $(i, j) \in A : i \neq j$ . Constraints (17e) ensure that only one allocation, client  $i$  to facility  $j$  or viceversa, can be considered if there exists an edge connecting  $i, j \in V$ . In this sense, constraints (17f) impose that the only possibilities in which a tree edge can be selected are if both  $i$  or  $j$  are facilities or if  $i$  is a client and  $j$  its facility, or viceversa. The remaining constraints hold unvarying.

For this approach, similar  $\mathcal{T}$  descriptions as in Section 3.3 can be considered, but the adaptation is straightforward since the main characteristic to model in this formulation is the tree. Now, the cut-set based group of constraints are simpler,  $\sum_{(i,j) \in \delta(S)} z_{ij} \geq 1$ , and for the flow formulation it is not necessary to differentiate whether the arbitrary source node selection is a facility or not, reducing formulations complexity. Formulation  $F2_u^{\mathcal{T}}$  for covering variables using this alternative approach is left to the reader.

### 3.5 Benders decomposition

The OMT can be solved by using a Benders decomposition framework (see Benders, 1962) that we briefly describe in this section. In the classical Benders decomposition algorithm, the original mixed integer problem is divided into two problems, a master problem (MP) and a subproblem (SP), that are solved iteratively. The two problems are related, so the outcome of one directly modifies the outcome of the other. First, the MP is solved to obtain the values of certain fixed variables; with these, we can then solve the SP. Once the SP has been solved, either new feasibility or new optimality cuts are introduced within the MP until the lower and upper bounds coincide. For the OMT, it arises to use DOMP as MP and MST as SP. For instance, we can illustrate the MP via  $F1_{x^\ell}^{\mathcal{T}}$  as follows:

$$F^{MP} : \min \quad \frac{1}{\sum_{\ell \in V} \lambda_\ell} \sum_{\ell \in V} \sum_{(i,j) \in A} \lambda_\ell c_{ij} x_{ij}^\ell + \mu \quad (18a)$$

$$\text{s.t.: } (2b) - (2d), (2g) - (2k) \quad (18b)$$

$$\mu \geq 0. \quad (18c)$$

Similar descriptions for  $F^{MP}$  can be introduced using other formulations in Section 3.1.

In a classical Benders decomposition framework, the MP is solved to optimality keeping both the objective function, which can be split into the sum of the DOMP objective plus the  $\mu$  term, and the variables representing the facilities selected,  $\bar{x} = \{x_{ii} \mid x_{ii} = 1, \forall i \in V\}$ . If possible, the lower bound is updated using the MP objective. Thereafter, the SP sets as facilities the previously  $\bar{x}$  identified in the MP solution and, if possible, the upper bound using the (weighted) sum of the DOMP plus the SP objectives is updated. Finally, in any case, a optimality cut (*Opt.cut*) is added to the MP. This procedure is repeated until both upper and lower bounds coincide.

For the OMT, the SP is solved by means of a Kipp Martin (*km*) MST dual formulation (see Labbé et al. (2021) for details on the implementation). This *km* MST formulation and its dual form are adapted to the OMT structure as follows:

$$F^{km} : \min \sum_{(i,j) \in E} c_{ij} z_{ij} \quad (19a)$$

$$z_{ij} \leq \bar{x}_{ii} \quad (i, j) \in E \quad (19b)$$

$$z_{ij} \leq \bar{x}_{jj} \quad (i, j) \in E \quad (19c)$$

$$\sum_{(i,j) \in E} z_{ij} = p - 1 \quad (19d)$$

$$\sum_{\substack{(i',j) \in E: \\ (i'=k \wedge j=i) \\ \vee \\ (i'=i \wedge j=k)}} z_{i'j} + \sum_{(i,j) \in A: j \neq k} q_{kij} \leq 1 \quad k, i \in V : i \neq k \quad (19e)$$

$$q_{kij} + q_{kji} = z_{ij} \quad k \in V, (i, j) \in E : i, j \neq k \quad (19f)$$

$$z_{ij} \geq 0 \quad (i, j) \in E \quad (19g)$$

$$q_{kij} \geq 0 \quad k \in V, (i, j) \in E. \quad (19h)$$

$$F^{SP} : \max \alpha(p-1) - \sum_{k, i \in V: i \neq k} \beta_{ki} - \sum_{(i,j) \in E} (\bar{x}_{ii} \tau_{ij} + \bar{x}_{jj} \eta_{ij}) \quad (20a)$$

$$\alpha - \beta_{ij} - \beta_{ji} - \sum_{k \in V: k \neq i, j} \gamma_{ij}^k - \tau_{ij} - \eta_{ij} \leq c_{ij} \quad (i, j) \in E \quad (20b)$$

$$-\beta_{ki} + \sum_{\substack{(i',j') \in E: \\ (i'=i \wedge j'=j) \\ \vee \\ (i'=j \wedge j'=i)}} \gamma_{i'j'}^k \leq 0 \quad k \in V, (i, j) \in E : i, j \neq k \quad (20c)$$

$$\alpha \in \mathbb{R} \quad (20d)$$

$$\beta_{ki} \geq 0 \quad k, i \in V : i \neq k \quad (20e)$$

$$\gamma_{ij}^k \in \mathbb{R} \quad k \in V, (i, j) \in E : i, j \neq k \quad (20f)$$

$$\tau_{ij} \geq 0 \quad (i, j) \in E \quad (20g)$$

$$\eta_{ij} \geq 0 \quad (i, j) \in E. \quad (20h)$$

Observe that, constraints (2e) are presented as disaggregated constraints (26b)-(26c) in the SP because, although it has been computationally proven to report worse results, dealing with continuous  $z$  variables force to use the disaggregated formulation. In this way, the *Opt.cut* introduced have the following expression:

$$\text{Opt.cut} : \frac{1}{p-1} \left[ \bar{\alpha}(p-1) - \sum_{k, i \in V: i \neq k} \bar{\beta}_{ku} - \sum_{(i,j) \in E} (x_{ii} \bar{\tau}_{ij} + x_{jj} \bar{\eta}_{ij}) \right] \leq \mu. \quad (21)$$

Note that in every iteration, only one *Opt.cut* is added. For the general Benders framework, some authors (see, e.g., Fischetti et al., 2010) force the addition of feasibility cuts even when the MP is feasible to boost the algorithm. In our case, since our SP is always feasible, it is not necessary to introduce feasibility cuts.

The classical Benders decomposition can be introduced into a branch-and-cut framework (or modern Benders approach), also known as branch-and-Benders-cut, for a more efficient performance as illustrated in Algorithm 3. In this algorithm we initialize the tree  $\mathfrak{Z}$ , considering solving the MP at the root node, and an empty pool of cuts  $\mathcal{P}$ . Once solved the MP at the root node, we start the branching procedure. If at a particular node of the process the solution found is fractional, keep branching. Otherwise, when an integer solution is found, the lower bound is updated using the MP objective value of the current node  $o' \in \mathfrak{Z}$ , the SP is solved fixing the facilities  $\bar{x}$  obtained in the MP solution, the upper bound is updated if possible and the optimality constraint *Opt.cut* is added to a pool  $\mathcal{P}$  of cuts. The cuts from pool  $\mathcal{P}$  are then included for the MP solution in other nodes of  $\mathfrak{Z}$ .

---

**Algorithm 1:** OMT branch-and-Benders-cut

---

```

1 Set tree  $\mathfrak{Z} = \{o\}$ , where  $o = F^{MP}$  has no branching constraints
2 Initialize a pool of cuts  $\mathcal{P} = \emptyset$ 
3 while  $\mathfrak{Z}$  is nonempty do
4   Select a node  $o' \in \mathfrak{Z}$ 
5    $\mathfrak{Z} := \mathfrak{Z} \setminus \{o'\}$ 
6   Solve  $o'$  considering  $\mathcal{P} \rightarrow \bar{x}$ 
7   if  $\bar{x}$  is fractional then
8     Branch, resulting in nodes  $o''$  and  $o'''$ 
9      $\mathfrak{Z} := \mathfrak{Z} \cup \{o'', o'''\}$ 
10  else
11    Solve  $F^{SD} \rightarrow (\bar{\alpha}, \bar{\beta}, \bar{\tau}, \bar{\eta})$ 
12    Add optimality constraint Opt.cut to  $\mathcal{P}$ 
13     $\mathfrak{Z} := \mathfrak{Z} \cup \{o'\}$ 

```

---

This allows to use different strategies for producing the optimality cuts. For instance, these cuts can be generated in every feasible node, only in those nodes that have improved the lower bound beyond a predefined threshold or only when incumbent solutions are found along the search process. If caution is not taken, too many unnecessary cuts can be produced slowing down the attainment of a MP solution instead of speeding it up. Also, in the classical Benders decomposition, every *Opt.cut* added implies solving to optimality a MP, which is computationally costly. In the modern approach, the pool of cuts  $\mathcal{P}$  considered in a specific node of the branch-and-cut procedure may contain cuts that have already been identified, slowing down the efficiency since it would reintroduce repeated cuts when branching at different levels of the search tree. For these reasons, it could be helpful to consider a strategy to initialize the pool of cuts  $\mathcal{P}$  prior to starting the procedures using a so called *warm-start phase* (see, e.g., Martins de Sa et al., 2013). The interest behind this warm phase is to be able to introduce a certain number of cuts at low cost before start branching. In order to introduce this cuts, the solution in the warm-start phase does not need to be computed to optimality, is enough to obtain a feasible solution. Furthermore, a procedure to build cuts from fractional values of the variables can be implemented. More details can be found on Appendix A.

## 4 Improvements

### 4.1 Initial solution

The branching processes used as an underlying framework to solve the presented formulations usually take a considerable amount of time in finding an initial feasible solution (upper bound). For this reason, in this section we introduce two OMT heuristic algorithms to compute an initial solution.

- **DOMP + MST heuristic.** This approach performs first the DOMP and, once the facilities have been assigned and compensated, they are fixed for searching a MST connecting those facilities in polynomial time using Kruskal MST algorithm.
- **PMEDT + DOMP heuristic.** This approach finds  $p$  facilities and the tree structure computing the PMEDT by means of a MST competitive formulation, for example the MTZ formulation. Both, facilities and the tree structure, are left fixed and the reassignment of clients to facilities is then performed using the DOMP. This algorithm has been proven to be more efficient providing an initial solution.

### 4.2 Variable fixing

This section addresses the description of some preprocessing steps to reduce the size of the covering formulation  $F1_u^T$  in order to improve its efficiency. These variable fixing procedures are based on adaptations of some



arguments already used in Puerto et al. (2011, 2013) and Pozo et al. (2021) where fixing a certain number of variables improved the efficiency of the formulations.

Given the ordered sequence of unique costs and the *sorting* factor of the orders  $\ell$ , the  $u_{\ell h}$ -variables matrix is expected to have a specific step structure. It might be expected that for small values of  $h$ , the number of allocations at cost smaller than  $c_{(h)}$  should be small and therefore  $u_{\ell h} = 1$  in the left-bottom part of the  $u$ -matrix from a certain  $\ell$  to the end. Similarly, it might also be expected that many  $u_{\ell h}$ -variables in the right-upper part of the  $u$ -matrix will take value 0 in the optimal solution. Indeed,  $u_{\ell h} = 0$  means that the  $\ell$ -th sorted allocation cost is less than to  $c_{(h)}$ , which is very likely to be true if  $h$  is sufficiently large and  $\ell$  is small enough. For example, since  $c_{jj} = 0$  for  $j \in V$ , we have that  $u_{\ell h} = 0$  for  $\ell \in \{1, \dots, p\}, h \in H$ . These preprocessings aim to fix as many of this  $u_{\ell h}$ -variables as possible.

#### 4.2.1 Preprocessings for fixing variables to 1

Given a  $h \in H$ , in order to fix  $u_{\ell h}$ -variables to 1 we deal with an auxiliary problem that maximizes the number of allocations satisfying  $c_{ij} \leq c_{(h-1)}$ , which is equivalent to the number of variables that can assume a 0 value, or what is the same, this will provide the number of allocations satisfying the opposite ( $c_{ij} > c_{(h-1)} \equiv c_{ij} \geq c_{(h)}$ ) and, therefore, the minimum number of  $u_{\ell h}$ -variables that can assume value of 1. Using the variables previously defined, the formulation of this problem is:

$$F_1^{pre} : \max H_h^1 := \sum_{i \in V} \sum_{j \in V} x_{ij} \quad (22a)$$

$$\text{s.t.:} \quad \sum_{i \in V} x_{ii} = p \quad (22b)$$

$$\sum_{j \in V} x_{ij} \leq 1 \quad \forall i \in V \quad (22c)$$

$$x_{ij} \leq x_{jj} \quad \forall i, j \in V : i \neq j \quad (22d)$$

$$c_{ij} x_{ij} \leq c_{(h-1)} \quad \forall i, j \in V \quad (22e)$$

$$x_{ij} \in \{0, 1\} \quad \forall i, j \in V. \quad (22f)$$

$F_1^{pre}$  gives the maximum number (in the worst case) of allocations realized at a cost less than or equal to  $c_{(h-1)}$ . If  $H_h^1$  is the optimal value of problem above, since there are  $|V| = N$  total possible allocations, the number of allocations satisfying  $c_{ij} \geq c_{(h)}$  must be necessarily greater than or equal to  $N - H_h^1$ , or equivalently, in any feasible solution of a covering formulation:

$$u_h^\ell = 1, \quad \forall \ell \in \{H_h^1 + 1, \dots, N\}.$$

#### 4.2.2 Preprocessings for fixing variables to 0

Also, for a given  $h \in H$ , to fix the maximum number of  $u_{\ell h}$ -variables possible to 0 we deal with the following auxiliary problem: maximize the number of allocations satisfying  $c_{ij} \geq c_{(h)}$ , which will provide the minimum number of 0 that the  $h$ -th column of the  $u$ -matrix must have. Using the variables defined previously, the formulation of this problem is:

$$F_0^{pre} : \max H_h^0 := \sum_{i \in V} \sum_{j \in V} x_{ij} \quad (23a)$$

$$\text{s.t.:} \quad \sum_{i \in V} x_{ii} = p \quad (23b)$$

$$\sum_{j \in V} x_{ij} \leq 1 \quad \forall i \in V \quad (23c)$$

$$x_{ij} \leq x_{jj} \quad \forall i, j \in V : i \neq j \quad (23d)$$

$$c_{ij} \geq c_{(h)} x_{ij} \quad \forall i, j \in V : i \neq j \quad (23e)$$

$$x_{ij} \in \{0, 1\} \quad \forall i, j \in V. \quad (23f)$$

In this problem, for constraints (23e) we could not consider allocations  $x_{ii}$  for  $i \in V$ , as considered in Puerto et al., 2011, Puerto et al., 2013 and Pozo et al., 2021 among others, because in such case our problem is not feasible. Infeasibility is due to having to consider constraints (23b) together with constraints (23e). If we consider allocations such  $x_{ii}$  for  $i \in V$  we have  $c_{ii} = 0$  and since  $c_{(h)} > 0$  for  $h \in H$ , constraints (23e) set all  $x_{ii}$  to 0, which is not compatible with constraints (23b). For this reason we must impose  $i, j \in V : i \neq j$  in (23e).

For a given  $h \in H$ ,  $F_0^{pre}$  is the maximum number of allocations done at a cost greater than or equal to  $c_{(h)}$ . Therefore, if  $H_h^0$  is the optimal value of problem above, the  $h$ -th column of the  $u$ -matrix must have at least  $N - H_h^0$  zeros. As we know that exactly the  $p$  first rows of the  $u$ -matrix can be fixed to 0, which corresponds to the allocations of the facilities to themselves at a cost 0 not considered in the constraints (23e), in any feasible solution of the covering formulation satisfies:

$$u_h^\ell = 0, \quad \forall \ell \in \{1, \dots, N - H_h^0 + p\}.$$

For the ease of understanding, an example can be found in Appendix B.

## 5 Computational experiments

This section reports on the results of some computational experiments performed in order to empirically compare the proposed OMT formulations. Table 4 catalogs all different formulations considering every combination for the tree polytope  $\mathcal{T} \in \{sub, mtz, flow, km\}$ , sorting type  $S \in \{x^\ell, u\}$  and whether  $\mathcal{T}$  is built between facilities or in  $V$ . The interested reader can see Appendix C for the whole catalogue of formulations described in detail.

$\mathcal{T}$	$S$	(1): $\mathcal{T}$ in facilities	(2): $\mathcal{T}$ in $V$
<i>sub</i>	$x^\ell$	$F1_{x^\ell}^{sub1}, F1_{x^\ell}^{sub2}$	$F2_{x^\ell}^{sub1}, F2_{x^\ell}^{sub2}$
	$u$	$F1_u^{sub1}, F1_u^{sub2}$	$F2_u^{sub1}, F2_u^{sub2}$
<i>mtz</i>	$x^\ell$	$F1_{x^\ell}^{mtz}$	$F2_{x^\ell}^{mtz}$
	$u$	$F1_u^{mtz}$	$F2_u^{mtz}$
<i>flow</i>	$x^\ell$	$F1_{x^\ell}^{flow1}, F1_{x^\ell}^{flow2}$	$F2_{x^\ell}^{flow1}, F2_{x^\ell}^{flow2}$
	$u$	$F1_u^{flow1}, F1_u^{flow2}$	$F2_u^{flow1}, F2_u^{flow2}$
<i>km</i>	$x^\ell$	$F1_{x^\ell}^{km}$	$F2_{x^\ell}^{km}$
	$u$	$F1_u^{km}$	$F2_u^{km}$

Table 4: OMT formulations summary.

For the computational study, instances  $G = (V, E)$  are generated as complete networks of sizes  $|V| \in \{20, 30, 40, 50, 60, 70, 80, 90, 100\}$  with random integer costs  $c_{ij}$  following a uniform distribution in  $[1, 100]$ , allowing up to three decimal digits. In order to follow the structure of previous published works, where other ordered median problems were considered, the number of facilities for each group of instances is chosen as  $p \in \{\lfloor \frac{N}{4} \rfloor, \lfloor \frac{N}{3} \rfloor, \lfloor \frac{N}{2} \rfloor\}$ . Also, we test three commonly studied criteria for the  $\lambda$  scaling factor values:

- **median criterion:**  $\lambda = (\underbrace{1, 1, \dots, 1}_{|V|})$ .
- **$k$ -centrum criterion:**  $\lambda = (\underbrace{0, \dots, 0}_{\lfloor \frac{2}{3}|V| \rfloor}, \underbrace{1, \dots, 1}_{|V| - \lfloor \frac{2}{3}|V| \rfloor})$ .
- **$k$ -trimmed mean criterion:**  $\lambda = (\underbrace{0, \dots, 0}_{\lfloor \frac{1}{3}|V| \rfloor}, \underbrace{1, \dots, 1}_{|V| - \lfloor \frac{2}{3}|V| \rfloor}, \underbrace{0, \dots, 0}_{\lfloor \frac{1}{3}|V| \rfloor})$ .

In all tables, results correspond to groups of 5 instances with same  $(|V|, p)$  pair. This gives a benchmark of 135 instances in total. We present average results for each group of instances. All instances were solved with Gurobi 9.1.1 optimizer, under a Windows 10 environment in an Intel(R) Core(TM) i7-2600 CPU 3.40 GHz processor and 16 GB RAM. The CPU time limit fixed for solving each instance is 3600 seconds.

Tables are grouped in blocks. The first block contains the values of the instances parameters, namely  $|V|$  and  $p$ . Then, we give a block of 6 columns for each formulation with the following information:

- Columns  $\#$  indicate the number of instances in the group that could be solved to optimality within the CPU time limit.

- Columns  $\overline{gUR}$  give the percentage relative root gap, computed as  $100 \frac{obj_{\overline{U}} - obj_R}{obj_{\overline{U}}}$ , where  $obj_{\overline{U}}$  denotes the best known upper bound obtained in all our experiments and  $obj_R$  denotes the optimal value of the linear relaxation at the root node.
- Columns  $\overline{gUL}$  give the percentage relative lower bound gap, computed as  $100 \frac{obj_{\overline{U}} - obj_L}{obj_{\overline{U}}}$ , where  $obj_L$  denotes the lower bound at termination.
- Columns  $\overline{gUL}$  give the percentage relative upper bound gap, computed as  $100 \frac{obj_U - obj_{\overline{L}}}{obj_U}$ , where  $obj_U$  denotes the upper bound at termination and  $obj_{\overline{L}}$  denotes the best known lower bound obtained in all our experiments.
- Columns  $gUL$  give the percentage relative gap at termination, computed as  $100 \frac{obj_U - obj_L}{obj_U}$ .
- Columns *nod* indicate the average number of nodes explored in the branch-and-bound (**B&B**) search tree.

Note that, while  $\overline{gUR}$  and  $\overline{gUL}$  provide quality measures of the lower bounds (at the root node and at termination, respectively),  $\overline{gUL}$  provides a quality measure of the upper bounds. In addition,  $gUL$  provides a measure of both upper and lower bounds for the average performance. If the reported value of  $gUL$  is 0 then all instances were solved to optimality. Along all experiments we give as initial solutions those coming from the heuristics developed in Section 4, so in all cases it is possible to find at least a feasible solution.

The caption just above each block gives the formulation the block refers to. Due to the large number of formulations (see Table 4), we report results just for the best performances among all  $F1_{(\cdot)}^{(\cdot)}$ ,  $F2_{(\cdot)}^{(\cdot)}$  and  $\mathcal{T}$  combinations, which happens to be  $F1_{x^\ell}^{mtz}$ ,  $F1_{x^\ell}^{flow1}$ ,  $F1_u^{mtz}$  and  $F1_u^{km}$ . We neither report results on any Benders decomposition because they were clearly outperformed, especially for large instance sizes. All preliminary test results are available in Appendix D.

A general overview of the OMT computational experience brings some common observations for all criteria. A first significant evidence is that, as a consequence of Property 3.2, values for  $\overline{gUR}$  are equal for every  $(|V|, p)$  pair. Reported values of  $\overline{gUL}$ ,  $\overline{gUL}$  and  $gUL$  are smaller for  $F1_u^{(\cdot)}$  formulations, concluding that  $F1_{x^\ell}^{(\cdot)}$  formulations are clearly outperformed in these terms. Moreover,  $F1_u^{(\cdot)}$  formulations are able to certify optimality for most of the instances. Concerning  $gUL$  values, instances with lower  $p$  are rather more difficult to solve in general terms than those with bigger  $p$  values. Besides, *nod* parameter is influenced by how well the problem is described (formulation used, number of fixed variables) and the number of variables and constraints introduced. Starting from the smaller size instances, formulations tend to increase *nod* values as long as they increase their size. However, at some point *nod* values start decreasing when variables and constraints considerably increase and computations at each node are more time-consuming. To sum up, for  $F1_u^{(\cdot)}$  formulations, *km* reports better results than *mtz* until a certain instance size, which depends on the criteria, and afterwards *mtz* starts attaining better results due to the size increment of the *km* formulation. Therefore, we conclude that  $F1_u^{mtz}$  is, in general, the formulation providing better results.

We now comment on some specific considerations regarding each criterion. In Table 5, where results for median criterion are reported, all instances reach optimality for  $F1_{x^\ell}^{(\cdot)}$  formulations when  $|V| \leq 50$  and for  $F1_u^{(\cdot)}$  formulations when  $|V| \leq 70$ . However,  $F1_u^{(\cdot)}$  are always able to certify optimality for at least one of the instances. For the median criterion, values for  $\overline{gUR}$  range between 29% – 42%. Concerning *nod* values,  $F1_{x^\ell}^{(\cdot)}$  formulations tend to explore more nodes of the **B&B** tree for small size instances than  $F1_u^{(\cdot)}$  formulations. This exploration is gradually increased until  $|V| = 70$ , where computations at each node require more time. On the other hand,  $F1_u^{(\cdot)}$  formulations need to explore less nodes in order to certify optimality. As shown in previous DOMP problems, median criterion does not reflect the computational complexity of the sorting problem since all lambdas are equal to 1. In Tables 6 and 7, where results for  $k$ -centrum criterion and  $k$ -trimmed mean criterion are respectively reported, problems to prove optimality start to appear for smaller size instances, being specially difficult for the  $k$ -centrum criterion. For this criteria,  $\overline{gUR}$ ,  $\overline{gUL}$ ,  $\overline{gUL}$  and  $gUL$  values are greater than those reported for median criterion. Moreover, for  $k$ -centrum and  $k$ -trimmed mean, formulations tend to need to explore more **B&B** nodes for small size instances than for median criterion and are not able to explore many nodes for large size instances. Therefore, we can conclude that, as expected, our formulations perform better for median criterion than for  $k$ -trimmed mean, and specially  $k$ -center criterion reports the worst results.

## 6 Conclusions

In this paper we consider the OMT, that is a single-allocation location problem where  $p$  facilities must be placed on a network and connected by a non-directed tree. The OMT is a complex network design problem that involves a number of components (network connectivity and sorting of allocation costs) each of which defines by itself a hard combinatorial optimization problem. The in/exclusion of these components give rise to different subproblems of the OMT that are well-known problems of the literature. We have presented several formulations based on the minimum spanning tree and ordered median properties, as the use of covering variables. In order to improve formulations performance we introduce a series of improvements via providing an initial solution and the development of two preprocessings that reduce the size of covering formulations. We have also developed a Benders decomposition algorithm, which arises naturally in our problem, although it did not improve results of the exact formulations. Computational results are given for three criteria (median,  $k$ -centrum,  $k$ -trimmed mean) showing that  $F1_u^{mtz}$  is the best formulation which is able to solve instances to optimality (or close to optimality) up to 100 nodes in random instances.

V	p	$F_1^{lmz}$ <sub>x<sup>c</sup></sub>				$F_1^{j/one}$ <sub>x<sup>c</sup></sub>				$F_1^{lmz}$ <sub>u</sub>				$F_1^{km}$ <sub>u</sub>										
		#	gUR	gUL	nod	#	gUR	gUL	nod	#	gUR	gUL	nod	#	gUR	gUL	nod							
20	5	5	37.0	0.0	0.0	1389	5	37.0	0.0	0.0	923	5	37.0	0.0	0.0	1	5	37.0	0.0	0.0	0.0	1		
20	6	5	35.0	0.0	0.0	446	5	35.0	0.0	0.0	507	5	35.0	0.0	0.0	10	5	35.0	0.0	0.0	0.0	1		
20	10	5	28.9	0.0	0.0	583	5	28.9	0.0	0.0	690	5	28.9	0.0	0.0	201	5	28.5	0.0	0.0	0.0	1		
30	7	5	39.6	0.0	0.0	1072	5	39.6	0.0	0.0	1848	5	39.6	0.0	0.0	186	5	39.6	0.0	0.0	0.0	1		
30	10	5	33.1	0.0	0.0	1429	5	33.1	0.0	0.0	1738	5	33.1	0.0	0.0	1	5	33.1	0.0	0.0	0.0	1		
30	15	5	32.9	0.0	0.0	2352	5	33.0	0.0	0.0	2259	5	32.9	0.0	0.0	741	5	32.6	0.0	0.0	0.0	1		
40	10	5	33.3	0.0	0.0	1870	4	33.3	1.8	1.1	2.9	891	5	33.3	0.0	0.0	1307	5	33.3	0.0	0.0	0.0	312	
40	13	5	35.4	0.0	0.0	3157	4	35.4	0.8	0.0	0.8	7986	5	35.4	0.0	0.0	2313	5	35.4	0.0	0.0	0.0	1	
40	20	5	28.6	0.0	0.0	3248	5	28.6	0.0	0.0	1638	5	28.6	0.0	0.0	1248	5	28.6	0.0	0.0	0.0	1		
50	12	0	35.8	3.8	25.1	27.7	2100	0	35.8	2.8	30.3	32.3	1122	5	35.8	0.0	0.0	1248	5	35.8	0.0	0.0	0.0	685
50	16	1	35.7	1.7	1.8	3.5	1818	2	35.7	0.5	6.8	7.3	1928	5	35.7	0.0	0.0	1861	5	35.7	0.0	0.0	0.0	1
50	25	5	28.6	0.0	0.0	3730	4	28.6	0.6	0.0	0.6	7746	5	28.6	0.0	0.0	761	5	28.5	0.0	0.0	0.0	1	
60	15	0	40.9	6.0	40.6	44.1	60	0	40.9	4.3	31.4	34.4	39	5	40.9	0.0	0.0	1571	5	40.9	0.0	0.0	0.0	16
60	20	0	35.5	4.5	24.9	28.2	592	0	35.5	3.1	22.4	24.6	126	5	35.5	0.0	0.0	4050	5	35.5	0.0	0.0	0.0	20
60	30	1	33.1	1.8	0.7	2.6	5686	1	33.1	1.4	1.4	2.7	4322	5	33.1	0.0	0.0	6466	5	32.8	0.0	0.0	0.0	1
70	17	0	37.5	8.7	58.1	61.8	14	0	37.5	8.6	62.5	65.7	2	4	37.5	0.6	0.0	2403	5	37.5	0.0	0.0	0.0	25
70	23	0	37.1	3.7	31.2	33.6	46	1	37.1	3.7	24.7	27.2	125	4	37.1	0.3	0.0	3503	5	37.1	0.0	0.0	0.0	1
70	35	2	30.8	0.7	4.7	5.4	1224	0	30.8	1.6	14.5	15.8	477	3	30.8	1.2	0.0	9547	5	30.7	0.0	0.0	0.0	1
80	20	0	39.3	11.6	61.1	65.6	3	0	39.3	10.4	59.6	63.9	1	1	39.3	2.6	2.2	3284	5	39.3	0.0	0.0	0.0	607
80	26	0	37.0	6.0	43.5	46.9	13	0	37.0	4.6	39.3	42.0	4	3	37.0	1.7	0.3	2327	5	37.0	0.0	0.0	0.0	1
80	40	0	31.2	3.6	19.0	21.8	740	1	31.2	1.9	20.6	21.9	511	3	31.2	1.0	0.0	12871	5	31.0	0.0	0.0	0.0	1
90	22	0	41.7	14.5	59.9	64.3	1	0	41.7	12.9	63.1	66.6	1	2	41.7	5.9	5.4	1930	4	41.7	3.7	9.4	9.4	456
90	30	0	38.4	6.4	47.3	50.9	1	0	38.4	4.7	47.6	50.1	1	2	38.4	1.6	0.4	4826	5	38.4	0.0	0.0	0.0	1
90	45	0	29.3	2.6	32.4	34.2	2	0	29.3	1.1	28.8	29.5	60	3	29.3	0.4	0.2	18184	5	29.3	0.0	0.0	0.0	1
100	25	0	39.4	12.9	66.5	69.2	1	0	39.4	11.6	57.7	60.7	1	0	39.4	7.8	5.9	1241	1	39.4	5.7	30.0	30.2	1
100	33	0	35.4	6.6	58.5	61.2	1	0	35.4	5.2	50.5	52.9	1	0	35.4	2.7	0.7	861	4	35.4	0.2	0.7	0.7	1
100	50	0	29.7	1.9	17.9	19.5	1	0	29.7	1.4	39.4	40.3	1	2	29.7	2.2	0.0	10014	5	29.7	0.0	0.0	0.0	1

Table 5: OMT summary results for median criterion

V	p	$F_u^{mitz}$				$F_u^{f/one1}$				$F_u^{mitz}$				$F_u^{km}$											
		#	gUR	gUL	nod	#	gUR	gUL	nod	#	gUR	gUL	nod	#	gUR	gUL	nod								
20	5	5	62.7	0.0	0.0	96364	5	62.7	0.0	0.0	47977	5	62.7	0.0	0.0	3417	5	62.7	0.0	0.0	715				
20	6	3	65.0	4.7	0.0	357899	5	65.0	0.1	0.1	209755	5	65.0	0.0	0.0	3481	5	65.0	0.0	0.0	1014				
20	10	4	56.8	4.3	2.3	261456	5	56.8	2.6	2.3	183729	5	56.8	0.0	0.0	1164	5	56.8	0.0	0.0	1				
30	7	0	65.5	29.7	0.6	30.2	44504	0	65.5	29.6	0.4	29.9	37888	5	65.5	0.0	0.0	7488	5	65.5	0.0	0.0	4011		
30	10	1	61.2	19.4	0.0	19.4	47592	0	61.2	23.3	0.0	23.3	36047	5	61.2	0.0	0.0	7779	5	61.2	0.0	0.0	2103		
30	15	0	59.9	19.4	0.0	19.4	58970	0	59.9	15.2	0.3	15.5	58878	5	59.9	0.0	0.0	4567	5	59.9	0.0	0.0	623		
40	10	0	63.8	38.7	7.3	43.2	7036	0	63.8	39.2	12.0	46.1	4635	4	63.8	1.4	0.0	32844	5	63.8	0.0	0.0	13081		
40	13	0	61.0	33.7	6.3	37.9	8680	0	61.0	32.6	4.0	35.3	5603	5	61.0	0.0	0.0	19517	5	61.0	0.0	0.0	4850		
50	12	0	63.6	42.9	22.5	54.6	3221	0	59.0	26.5	0.8	27.1	22201	4	59.0	1.1	0.0	1.1	18341	5	59.0	0.0	0.0	3828	
50	16	0	63.5	38.8	24.2	53.6	5640	0	63.5	40.6	15.8	49.9	3803	3	63.5	1.0	0.0	1.0	28974	5	63.5	0.0	0.0	7460	
50	25	0	56.7	29.4	2.7	31.3	6883	0	56.7	29.7	1.4	30.7	5275	5	56.7	0.0	0.0	11380	5	56.7	0.0	0.0	3227		
60	15	0	67.4	47.9	31.9	62.2	114	0	67.4	47.0	32.4	61.7	97	3	67.4	2.1	6.3	2.2	24493	0	67.4	13.3	6.2	5081	
60	20	0	61.7	43.4	17.9	52.9	2079	0	61.7	42.0	18.9	52.5	1745	3	61.7	1.2	1.1	1.2	28959	2	61.7	6.4	1.1	4690	
60	30	0	60.9	37.1	6.3	40.8	5730	0	60.9	37.1	5.3	40.2	4108	3	60.9	0.7	0.3	0.7	36946	5	60.9	0.0	0.3	5250	
70	17	0	63.9	46.6	49.0	69.2	24	0	63.9	47.1	51.6	71.0	15	0	63.9	12.3	12.2	12.6	7941	0	63.9	18.2	11.8	1629	
70	23	0	62.7	42.7	22.7	55.2	221	0	62.7	41.8	24.8	55.9	22	2	62.7	4.8	1.5	5.2	7571	0	62.7	11.6	1.7	1859	
70	35	0	59.9	42.3	8.8	47.3	1149	0	59.9	41.7	7.9	46.3	285	1	59.9	2.9	0.0	2.9	24419	2	59.9	4.5	0.0	3371	
80	20	0	65.7	49.8	55.2	72.2	10	0	65.7	49.2	55.3	71.9	2	0	65.7	22.3	27.2	29.9	4682	0	65.7	21.2	19.7	21.8	44
80	26	0	64.8	47.1	35.0	62.6	6	0	64.8	46.3	32.9	60.7	3	0	64.8	14.6	8.8	15.2	3180	0	64.8	17.0	14.0	22.3	14
80	40	0	60.3	42.0	16.8	51.5	44	0	60.3	42.1	18.7	52.9	16	1	60.3	2.7	0.0	2.7	13274	0	60.3	6.5	0.0	6.5	2172
90	22	0	66.1	50.2	51.4	69.9	3	0	66.1	49.0	52.4	69.9	1	0	66.1	19.7	20.0	20.4	3377	0	66.1	21.2	22.0	23.7	445
90	30	0	64.4	44.4	31.8	59.1	15	0	64.4	44.2	28.7	57.0	5	0	64.4	10.3	7.4	10.5	4525	0	64.4	14.6	8.1	15.4	21
100	45	0	58.3	41.7	19.4	53.1	62	0	58.3	39.9	17.5	50.4	6	1	58.3	1.9	0.0	1.9	14687	0	58.3	9.4	0.3	9.7	502
100	25	0	65.4	50.2	53.8	70.3	1	0	65.4	49.2	54.4	70.1	1	0	65.4	24.4	27.4	29.2	2126	0	65.4	24.0	46.1	47.1	3
100	33	0	63.0	46.1	47.6	65.7	1	0	63.0	45.6	44.5	63.2	1	0	63.0	18.1	17.9	18.3	2024	0	63.0	17.9	22.7	22.9	1
100	50	0	59.4	44.0	34.7	59.9	1	0	59.4	43.2	29.3	55.8	1	0	59.4	8.8	8.8	8.8	2973	0	59.4	14.8	16.7	22.0	1

Table 6: OMT results summary for  $k$ -centrum criterion

V	p	$F1_{x^c}^{mitz}$				$F1_{x^c}^{/local}$				$F1_u^{mitz}$				$F1_u^{km}$				
		#	gUR	gUL	mod	#	gUR	gUL	mod	#	gUR	gUL	mod	#	gUR	gUL	mod	
20	5	5	50.7	0.0	0.0	0.0	1.3	0.0	3115	5	50.7	0.0	0.0	5	50.7	0.0	0.0	1
20	6	5	55.2	0.0	0.0	0.0	0.0	0.0	3621	5	55.2	0.0	0.0	5	55.2	0.0	0.0	1
20	10	5	30.2	0.0	0.0	0.0	0.0	0.0	1431	5	30.2	0.0	0.0	5	30.2	0.0	0.0	1
30	7	3	63.8	5.5	0.9	6.2	53114	8.2	53114	5	63.8	0.0	0.0	5	63.8	0.0	0.0	124
30	10	4	52.7	2.1	0.0	2.1	57428	1.5	57296	5	52.7	0.0	0.0	5	52.7	0.0	0.0	1
30	15	5	36.5	0.0	0.0	0.0	25282	0.0	3327	5	36.5	0.0	0.0	5	36.5	0.0	0.0	1
40	10	0	62.2	24.8	1.0	25.5	13425	2.1	15005	5	62.2	0.0	0.0	5	62.2	0.0	0.0	1109
40	13	0	53.9	20.3	2.9	22.6	19263	14.7	23252	1	53.9	0.0	0.0	5	53.9	0.0	0.0	1
40	20	4	32.1	0.7	0.0	0.7	24221	0.0	7279	5	32.1	0.0	0.0	5	32.1	0.0	0.0	1
50	12	0	58.0	26.7	10.4	34.0	4126	27.6	4075	5	58.0	0.0	0.0	5	58.0	0.0	0.0	2825
50	16	0	55.2	18.3	1.1	19.2	1647	19.0	3132	5	55.2	0.0	0.0	5	55.2	0.0	0.0	1
50	25	1	32.2	5.2	0.2	5.3	7994	4.3	17390	5	32.2	0.0	0.0	5	32.2	0.0	0.0	1
60	15	0	65.5	33.8	48.2	65.8	3583	33.0	1338	5	65.5	0.0	0.0	5	65.5	0.0	0.0	3910
60	20	0	53.2	22.0	15.9	34.4	1531	24.6	2728	1	53.2	1.6	0.4	5	53.2	0.0	0.0	1
60	30	0	32.7	9.3	0.2	9.4	2178	9.4	2325	5	32.7	0.0	0.0	5	32.7	0.0	0.0	1
70	17	0	57.5	31.0	64.4	75.3	51	30.2	52	3	57.5	0.9	0.0	2	57.5	1.3	0.0	5319
70	23	0	51.1	26.5	44.1	58.8	387	25.5	136	2	51.1	2.2	0.0	5	51.1	0.0	0.0	1
70	35	0	30.9	9.2	6.8	15.4	568	10.2	920	5	30.9	0.0	0.0	5	30.9	0.0	0.0	1
80	20	0	60.4	28.9	71.0	79.4	27	28.4	18	0	60.4	6.2	11.8	1	60.4	7.3	2.4	2759
80	26	0	50.3	22.5	67.3	75.7	32	22.1	19	3	50.3	12.9	11.9	4	50.3	13.5	12.1	13
80	40	0	32.8	13.3	34.1	33.1	94	13.7	42	3	32.8	13.8	15.6	5	32.8	14.2	15.6	0.0
90	22	0	64.4	38.2	80.0	86.4	1	35.9	1	0	64.4	11.0	8.4	0	64.4	8.3	18.6	11
90	30	0	53.2	28.5	69.5	78.2	9	28.6	6	2	53.2	1.6	0.6	4	53.2	0.3	0.3	1
90	45	0	32.2	14.1	36.8	45.8	24	14.2	2	0	32.2	1.9	0.0	5	32.2	0.0	0.0	1
100	25	0	62.8	37.3	75.8	83.2	1	37.0	1	0	62.8	12.2	20.6	0	62.8	10.6	24.6	4
100	33	0	53.8	28.7	78.5	84.5	1	27.8	1	0	53.8	3.2	1.4	4	53.8	1.4	1.4	5
100	50	0	30.1	14.7	60.3	66.2	2	13.8	1	1	30.1	1.1	0.0	4	30.1	0.1	0.2	261

Table 7: OMT results summary for  $k$ -trimmed mean criterion

# Appendix A: Extended information about the OMT Benders decomposition

Our mathematical formulation can be solved using a Benders decomposition framework (see Benders, 1962) that we briefly described in this section.

## A.1 Classical Benders decomposition

In the classical Benders decomposition algorithm, the original mixed integer problem is divided into two problems, a master problem (MP) and a subproblem (SP), that are solved iteratively. The two problems are related, so the outcome of one directly modifies the outcome of the other. First, the MP is solved to obtain the values of certain fixed variables; with these, we can then solve the SP. Once the SP has been solved, either new feasibility or new optimality cuts are introduced within the MP until the lower and upper bounds coincide. For the OMT, it arises to use DOMP as MP and MST as SP. For instance, we can illustrate the MP via  $F1_{x^\ell}^T$  as follows:

$$F^{MP} : \min \quad \frac{1}{\sum_{\ell \in V} \lambda_\ell} \sum_{\ell \in V} \sum_{(i,j) \in A} \lambda_\ell c_{ij} x_{ij}^\ell + \mu \quad (24a)$$

$$\text{s.t.} : \sum_{i \in V} x_{ii} = p \quad (24b)$$

$$\sum_{j \in V} x_{ij} = 1 \quad i \in V \quad (24c)$$

$$x_{ij} \leq x_{jj} \quad (i, j) \in A : i \neq j \quad (24d)$$

$$x_{ij} = \sum_{\ell \in V} x_{ij}^\ell \quad (i, j) \in A \quad (24e)$$

$$\sum_{(i,j) \in A} x_{ij}^\ell = 1 \quad \ell \in V \quad (24f)$$

$$\sum_{(i,j) \in A} c_{ij} x_{ij}^\ell \leq \sum_{(i,j) \in A} c_{ij} x_{ij}^{\ell+1} \quad \ell \in V : \ell < |V| \quad (24g)$$

$$x_{ij} \in \{0, 1\} \quad (i, j) \in A \quad (24h)$$

$$x_{ij}^\ell \in \{0, 1\} \quad (i, j) \in A, \ell \in V \quad (24i)$$

$$\mu \geq 0. \quad (24j)$$

Similar formulations of the MP can be introduced using other formulations reviewed in Section 3.

A classical Benders decomposition framework is then illustrated in Algorithm 2. For this algorithm we keep the best upper and lower bounds found up to each iteration,  $UB$  and  $LB$ . The procedure is then as follows. The MP is solved to optimality and both the objective function  $obj^{MP}$ , which can be split into the sum of the OM objective ( $obj^{OM}$ ) plus the  $\mu$  term, and the variables representing the facilities selected  $\bar{x} = \{x_{ii} \mid x_{ii} = 1, \forall i \in V\}$  are stored. At this moment, if possible, update the lower bound using the MP objective. Thereafter, solve the MST subproblem setting as facilities the previously  $\bar{x}$  identified in the MP solution and, if possible, update the upper bound using the (weighted) sum of the OM plus the SP objectives,  $obj^{OM} + obj^{SP}$ . Finally, in any case, add the optimality constraint *Opt.cut* to the MP. This procedure is repeated until the bounds are equalized.

As aforementioned, the subproblem to deal with is the MST between the facilities computed in the MP solution, which can be solved in polynomial time using Kruskal algorithm. Once solved, the objective value of the subproblem  $obj^{SP}$  is used to build the following optimality constraint to add to the MP:

$$Opt.cut : \frac{obj^{SP}}{p-1} \left[ \sum_{i \in V} \bar{x}_{ii} - (p-1) \right] \leq \mu. \quad (25)$$

For this *Opt.cut*, if the same  $p$  facilities that have been selected as inputs for the SP are selected in the MP, then the  $\mu$  variable is increased in the amount of the cost of the tree obtained as output in the SP. Otherwise, if at least one different facility is selected, then  $\mu$  does not change. In other words,  $\mu$  is null until the same  $p$  facilities are selected again, where  $\mu$  turns strictly positive and the algorithm ends.

Note that in every iteration, only one *Opt.cut* is added. For the general Benders framework, some authors (e.g. see Fischetti et al., 2010) force the addition of feasibility cuts even when the MP is feasible to boost the



---

**Algorithm 2:** OMT classical Benders decomposition
 

---

```

1  $UB := \infty$ 
2  $LB := 0$ 
3 while  $UB \leq LB$  do
4   Solve to optimality  $F^{MP} \rightarrow (obj^{MP}, \bar{x})$ , where  $obj^{MP} = obj^{OM} + \mu$ 
5   if  $obj^{MP} > LB$  then
6      $\lfloor$  update LB
7   Solve to optimality  $F^{SP} \rightarrow obj^{SP}$ 
8   if  $obj^{OM} + obj^{SP} < UB$  then
9      $\lfloor$  update UB
10   $\lfloor$  Add optimality constraint  $Opt.cut$  to  $F^{MP}$ 

```

---

algorithm. In our case, since our subproblem is always feasible, it is not necessary to introduce feasibility cuts, but we can force a series of suboptimal cuts to be introduced in each iteration after the optimal cut is included.

Directly using  $Opt.cut$  avoids having to go through the dual formulation of our SP, as in most of the Benders decomposition frameworks. However, there exists an implementation of the Kipp Martin ( $km$ ) MST dual formulation in Labbé et al. (2021) which can be used for this purpose. The  $km$  MST formulation and its dual form are adapted to the OMT structure as follows:

$$F^{km} : \min \sum_{(i,j) \in E} c_{ij} z_{ij} \quad (26a)$$

$$z_{ij} \leq \bar{x}_{ii} \quad (i, j) \in E \quad (26b)$$

$$z_{ij} \leq \bar{x}_{jj} \quad (i, j) \in E \quad (26c)$$

$$\sum_{(i,j) \in E} z_{ij} = p - 1 \quad (26d)$$

$$\sum_{\substack{(i',j) \in E: \\ (i'=k \wedge j=i) \\ \vee \\ (i'=i \wedge j=k)}} x_{i'j} + \sum_{(i,j) \in A: j \neq k} q_{kij} \leq 1 \quad k, i \in V : i \neq k \quad (26e)$$

$$q_{kij} + q_{kji} = z_{ij} \quad k \in V, (i, j) \in E : i, j \neq k \quad (26f)$$

$$z_{ij} \geq 0 \quad (i, j) \in E \quad (26g)$$

$$q_{kij} \geq 0 \quad k \in V, (i, j) \in E. \quad (26h)$$

$$F^{SP} : \max \alpha(p-1) - \sum_{k, i \in V: i \neq k} \beta_{ki} - \sum_{(i,j) \in E} (\bar{x}_{ii} \tau_{ij} + \bar{x}_{jj} \eta_{ij}) \quad (27a)$$

$$\alpha - \beta_{ij} - \beta_{ji} - \sum_{k \in V: k \neq i, j} \gamma_{ij}^k - \tau_{ij} - \eta_{ij} \leq c_{ij} \quad (i, j) \in E \quad (27b)$$

$$-\beta_{ki} + \sum_{\substack{(i',j') \in E: \\ (i'=i \wedge j'=j) \\ \vee \\ (i'=j \wedge j'=i)}} \gamma_{i'j'}^k \leq 0 \quad k \in V, (i, j) \in E : i, j \neq k \quad (27c)$$

$$\alpha \in \mathbb{R} \quad (27d)$$

$$\beta_{ki} \geq 0 \quad k, i \in V : i \neq k \quad (27e)$$

$$\gamma_{ij}^k \in \mathbb{R} \quad k \in V, (i, j) \in E : i, j \neq k \quad (27f)$$

$$\tau_{ij} \geq 0 \quad (i, j) \in E \quad (27g)$$

$$\eta_{ij} \geq 0 \quad (i, j) \in E. \quad (27h)$$

Observe that, constraints (2e) are presented as disaggregated constraints (26b)-(26c) in the SP because, although it has been computationally proven to report worse results, dealing with continuous  $z$  variables force to use the

disaggregated formulation. In this way, a different *Opt.cut* can be introduced using  $F^{SD}$ :

$$Opt.cut : \frac{1}{p-1} \left[ \bar{\alpha}(p-1) - \sum_{k,i \in V: i \neq k} \bar{\beta}_{ku} - \sum_{(i,j) \in E} (x_{ii} \bar{\tau}_{ij} + x_{jj} \bar{\eta}_{ij}) \right] \leq \mu. \quad (28)$$

## A.2 Modern Benders decomposition

The classical Benders decomposition can be introduced into a branch-and-cut framework (also known as branch-and-Benders-cut) for a more efficient approach as illustrated in Algorithm 3. In this algorithm we initialize the ramification tree  $\mathfrak{Z}$ , considering solving the MP at the root node, and an empty pool of cuts  $\mathcal{P}$ . Once solved the MP at the root node, we start the branching procedure. If at a particular node of the ramification process the solution found is fractional, keep branching. Otherwise, when an integer solution is found, the lower bound is updated using the MP objective value of the current ramification node  $o' \in \mathfrak{Z}$ , the SP is solved fixing the facilities  $\bar{x}$  obtained in the MP solution, the upper bound is updated if possible and the optimality constraint *Opt.cut* is added to a pool  $\mathcal{P}$  of cuts. The cuts from pool  $\mathcal{P}$  are then included for the MP solution in other nodes of  $\mathfrak{Z}$ .

---

### Algorithm 3: OMT branch-and-Benders-cut

---

```

1 Set tree  $\mathfrak{Z} = \{o\}$ , where  $o = F^{MP}$  has no branching constraints
2 Initialize a pool of cuts  $\mathcal{P} = \emptyset$ 
3 while  $\mathfrak{Z}$  is nonempty do
4   Select a node  $o' \in \mathfrak{Z}$ 
5    $\mathfrak{Z} := \mathfrak{Z} \setminus \{o'\}$ 
6   Solve  $o'$  considering  $\mathcal{P} \rightarrow \bar{x}$ 
7   if  $\bar{x}$  is fractional then
8     Branch, resulting in nodes  $o''$  and  $o'''$ 
9      $\mathfrak{Z} := \mathfrak{Z} \cup \{o'', o'''\}$ 
10  else
11    Solve  $F^{SD} \rightarrow (\bar{\alpha}, \bar{\beta}, \bar{\tau}, \bar{\eta})$ 
12    Add optimality constraint Opt.cut to  $\mathcal{P}$ 
13     $\mathfrak{Z} := \mathfrak{Z} \cup \{o'\}$ 

```

---

Embedding Benders cuts in a branch-and-cut framework allows to use different strategies for producing these cuts. For instance, the cuts can be generated in every feasible node, only in those nodes that have improved the lower bound beyond a predefined threshold or only when incumbent solutions are found along the search process. If caution is not taken, too many unnecessary cuts can be produced slowing down the obtainment of master problem solution instead of speeding it up.

## A.3 Warm-start phase

In the classical Benders decomposition, every *Opt.cut* added implies solving to optimality a MP, which is computationally costly. In the modern approach, the pool of cuts  $\mathcal{P}$  considered in a specific node of the branch-and-cut procedure may contain cuts that have already been identified, slowing down the algorithm efficiency since it would reintroduce repeated cuts when branching at different levels of  $\mathfrak{Z}$ . For these reasons, it could be helpful to consider a strategy to initialize the pool of cuts  $\mathcal{P}$  prior to starting the procedures using a so called *warm-start phase* (e.g. see Martins de Sa et al., 2013).

This warm-start phase can be introduced in both classical and modern approaches. For the modern approach, the idea is to store the cuts generated in an independent warm-start phase in the pool of cuts  $\mathcal{P}$  settled at the beginning of Algorithm 3. Given  $runtime^{MP}$ , elapsed time for a MP iteration, and  $runtime$ , total elapsed time for the completion of the algorithm, the parameters considered for tuning the warm-start phase are the following:

- $max.time^{MP}$ . Time limit that every solution computation of the MP in the warm-start phase can take to obtain the best feasible solution possible. Once reached, the respective *Opt.cut* is added and a new MP is considered for solving.
- $max.gap^{MP}$ . Gap percentage allowed to remain between the best lower and upper bound found in every MP of the warm-start phase,  $LB^{MP}$  and  $UB^{MP}$ , computed as  $100 \cdot \frac{UB^{MP} - LB^{MP}}{LB^{MP}}$ . Once reached, the respective *Opt.cut* is added and a new MP is considered for solving.

- **max.time.** Total time limit that the entire warm-start phase can take. Once reached, the warm-start phase is finished and the algorithm starts searching for optimal solutions.
- **max.gap.** Gap percentage allowed to remain between best lower and upper bound found in the entire warm-start phase, computed as in  $\text{max.gap}^{MP}$  but using the overall bounds  $LB$  and  $UB$ . Once reached, the warm-start phase is finished and the algorithm starts searching for optimal solutions.

The interest behind this warm-start phase is to be able to introduce a certain number of cuts at low cost in the beginning of the procedures avoiding, on many occasions, that these cuts that have already been introduced are considered again, improving the overall performance of the of the Benders decomposition algorithms. In order to introduce this cuts, the solution in the warm-start phase does not need to be computed to optimality, it is enough if it is feasible. Furthermore, a procedure to build cuts from fractional values of the variables can be implemented.

## Appendix B: OMT covering fixing preprocessings example

Let consider the complete instance of the OMT with  $|V| = 4$  in Figure 4 (left) and the allocation costs specified over its edges. We want to locate  $p = 2$  facilities considering a scaling vector of  $\lambda = (1, \dots, 1)$  (median criterion). Note that we assume that  $c_{ii} = 0$  for  $i \in V$ . The optimal allocations (arrows) and facilities (squares) for this instance are depicted in Figure 4 (right).

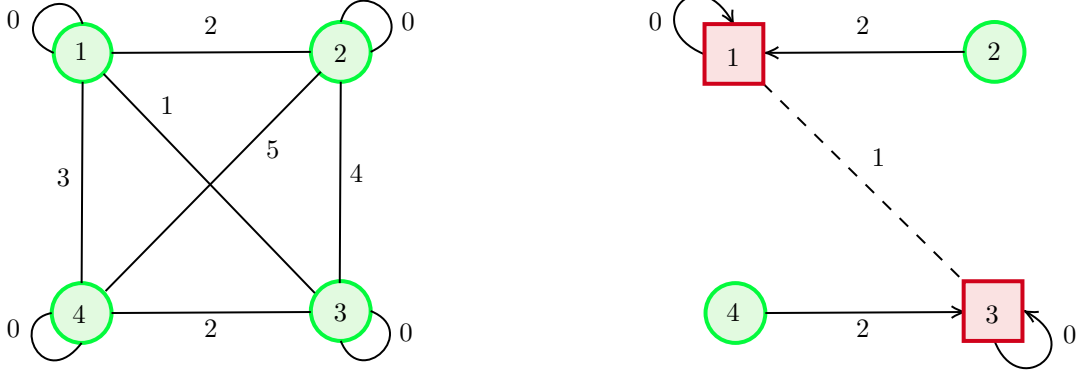


Figure 4: OMT instance example (left) and its optimal solution (right).

In the optimal solution we get a total allocation cost of 4, given by  $c_{21}$  plus  $c_{43}$  (also plus  $c_{11}$  and  $c_{33}$  that are zero). Facilities are connected by means of (1,3), holding itself the tree of facilities structure expected in any solution of the OMT.

In order to illustrate how the covering formulation preprocessings for fixing a certain number of  $u_{\ell h}$ -variables to 1 or 0 using the auxiliary problems  $F_1^{pre}$  and  $F_0^{pre}$ , we must first consider the ordered sequence of unique costs  $c_{(0)} := 0 < c_{(1)} < c_{(2)} < \dots < c_{(|H|)} = \max_{i,j \in V} c_{ij}$  of our problem as in Table 8.

$c_{(0)}$	$c_{(1)}$	$c_{(2)}$	$c_{(3)}$	$c_{(4)}$	$c_{(5)}$
0	1	2	3	4	5

Table 8: Sequence of unique ordered costs for the OMT example.

Note that cost 0 is repeated 4 times, since we have 4 possible allocations of facilities to themselves, and cost 2 is also repeated 2 times. For the covering formulation, the  $u$ -matrix of dimensions  $|V| \times |H|$  of the optimal solution is given by the matrix

$$u_{\ell h} = \begin{pmatrix} 0 & 0 & 0 & 0 & 0 \\ 0 & 0 & 0 & 0 & 0 \\ 1 & 1 & 0 & 0 & 0 \\ 1 & 1 & 0 & 0 & 0 \end{pmatrix},$$

which means that the  $u_{\ell h}$  variables activated are  $u_{31}, u_{32}, u_{41}, u_{42} = 1$ . Note that we are not considering the  $c_{(0)}$  column in the  $u$ -matrix, which in case of being considered must be  $u_{\ell 0} = 1$  for  $\ell \in V$ . We can verify over this matrix that the allocation cost objective holds using covering variables:

$$\begin{aligned} \sum_{\ell \in V} \sum_{h \in H} \lambda_{\ell} u_{\ell h} (c_{(h)} - c_{(h-1)}) &= u_{31}(c_{(1)} - c_{(0)}) + u_{32}(c_{(2)} - c_{(1)}) + u_{41}(c_{(1)} - c_{(0)}) + u_{42}(c_{(2)} - c_{(1)}) = \\ &= (1 - 0) + (2 - 1) + (1 - 0) + (2 - 1) = 4. \end{aligned}$$

Now, if we want to previously fix a certain number of  $u_{\ell h}$ -variables to 1, we deal with the auxiliary problem  $F_1^{pre}$ . In this problem we try to maximize the number of allocations satisfying  $c_{ij} \leq c_{(h-1)}$  from which, given that there exists a total of  $|V|$  possible allocations, we can get the minimum number of allocations satisfying  $c_{ij} > c_{(h-1)} \equiv c_{ij} \geq c_{(h)}$ , as specified in the covering formulation by constraints 3g. For example, if  $h = 1$ , we are looking for allocations satisfying  $c_{ij} x_{ij} \leq c_{(0)} = 0$ . Only the 4 allocations at a cost 0 of the potential facilities to themselves can be considered in this case, but because constraints (22b) must be satisfied, only 2 of these

allocations can be selected and, therefore, the solution is  $H_1^1 = 2$ . This means that there are at least  $N - H_1^1 = 2$  allocations that satisfy the opposite and, as the ones are placed in the lower part of the  $u$ -matrix, we have  $u_{\ell 1} = 1$  for any  $\ell \in \{N - H_1^1 + 1, \dots, N\} = \{3, 4\}$ . For  $h = 2$ , we consider again 2 of the 4 allocations of a facility to itself and only one more allocation, which is  $x_{13}$ , and as a consequence we have  $H_2^1 = 3$ . Hence, only  $N - H_2^1 = 1$  variable can be fixed, which corresponds to  $u_{42} = 1$ . Following the same reasoning, we get  $H_h^1 = 4$  for  $h \geq 3$ , so we are not able to fix any more variables.

On the other hand, for fixing  $u_{\ell h}$ -variables to 0 we deal with the auxiliary problem  $F_0^{pre}$ . In our example, for  $h = 5$  we have only one possible allocation that satisfies  $c_{ij} \geq c_{(5)}x_{ij} = 5x_{ij}$  plus the 2 allocations coming from constraints (23b). This means that as much  $H_5^0 = 3$  of the  $u_{\ell 5}$ -variables could be fixed to 1 (there could be less), so the 5-th column of the  $u$ -matrix must have at least  $N - H_5^0 = 4 - 3 = 1$  zeros. However, as we know that the  $p$  first rows of the  $u$ -matrix can be fixed to 0, we end up having  $u_{\ell 5} = 0$  for any  $\ell \in \{1, \dots, N - H_5^0 + p\} = \{1, 2, 3\}$ . For  $h \leq 4$  the optimal solution of the auxiliary problem is  $H_h^0 = 4$  and consequently we are only able to fix the  $p$  first variables of each column that we knew in advance.

We can summarize the previous information in the following table:

$h$	$H_h^1$		$H_h^0$	
	# alloc $ c_{ij} \leq c_{(h-1)}$	$N - H_h^1$	# alloc $ c_{ij} \geq c_{(h-1)}$	$N - H_h^0 + p$
1	2	2	4	2
2	3	1	4	2
3	4	0	4	2
4	4	0	4	2
5	4	0	3	3

Table 9: Fixing solutions for the OMT example.

Thus, solving both auxiliary problems, we get the following final preprocessing matrix of  $u_{\ell h}$ -variables fixed, where  $NF$  means not fixed by any of the auxiliary problems:

$$preproc(u_{\ell h}) = \begin{pmatrix} 0 & 0 & 0 & 0 & 0 \\ 0 & 0 & 0 & 0 & 0 \\ 1 & NF & NF & NF & 0 \\ 1 & 1 & NF & NF & NF \end{pmatrix}.$$

## Appendix C: OMT formulations description

### C.1 OMT subtour elimination formulation

$$F1_x^{sub1} : \min \frac{1}{\sum_{\ell \in V} \lambda_\ell} \sum_{\ell \in V} \sum_{i,j \in V} \lambda_\ell c_{ij} x_{ij}^\ell + \frac{1}{p-1} \sum_{i,j \in V: i < j} c_{ij} z_{ij} \quad (29a)$$

$$\text{s.t.:} \quad \sum_{i \in V} x_{ii} = p \quad (29b)$$

$$\sum_{j \in V} x_{ij} = 1 \quad \forall i \in V \quad (29c)$$

$$x_{ij} \leq x_{jj} \quad \forall i, j \in V : i \neq j \quad (29d)$$

$$2z_{ij} \leq x_{ii} + x_{jj} \quad \forall i, j \in V : i < j \quad (29e)$$

$$\sum_{i,j \in V: i < j} z_{ij} = p - 1 \quad (29f)$$

$$\sum_{i,j \in S: i < j} z_{ij} \leq |S| - 1 \quad \forall S \neq \emptyset, S \subset V \quad (29g)$$

$$\sum_{\ell \in V} x_{ij}^\ell = x_{ij} \quad \forall i, j \in V \quad (29h)$$

$$\sum_{i,j \in V} x_{ij}^\ell = 1 \quad \forall \ell \in V \quad (29i)$$

$$\sum_{i,j \in V} c_{ij} x_{ij}^\ell \leq \sum_{i,j \in V} c_{ij} x_{ij}^{\ell+1} \quad \forall \ell \in V : \ell < |V| \quad (29j)$$

$$x_{ij} \in \{0, 1\} \quad \forall i, j \in V \quad (29k)$$

$$z_{ij} \in \{0, 1\} \quad \forall i, j \in V : i < j \quad (29l)$$

$$x_{ij}^\ell \in \{0, 1\} \quad \forall i, j, \ell \in V. \quad (29m)$$

(29a): Weighted minimization of the compensated allocation cost of the system plus the design cost of the tree connecting facilities (objective).

(29b): Exactly  $p$  facilities (allocation).

(29c): Each client is allocated to exactly one facility (allocation).

(29d): No client is allocated to a non-facility (allocation).

(29e): Edges of the tree of facilities can only be selected if both nodes are facilities (allocation).

(29f): Exactly  $p - 1$  edges connecting facilities (connectivity).

(29g): No subtours are allowed to be formed between facilities edges (connectivity).

(29h): Relationship between sorting and allocation variables (sorting).

(29i): Every sort position must be consider (sorting).

(29j): Correct sorting of the costs sequence (sorting).

$$F1_x^{sub2} : \min \frac{1}{\sum_{\ell \in V} \lambda_\ell} \sum_{\ell \in V} \sum_{i,j \in V} \lambda_\ell c_{ij} x_{ij}^\ell + \frac{1}{p-1} \sum_{i,j \in V: i < j} c_{ij} z_{ij} \quad (30a)$$

$$\text{s.t.:} \quad \sum_{i \in V} x_{ii} = p \quad (30b)$$

$$\sum_{j \in V} x_{ij} = 1 \quad \forall i \in V \quad (30c)$$

$$x_{ij} \leq x_{jj} \quad \forall i, j \in V : i \neq j \quad (30d)$$

$$2z_{ij} \leq x_{ii} + x_{jj} \quad \forall i, j \in V : i < j \quad (30e)$$

$$\sum_{i,j \in V: i < j} z_{ij} = p - 1 \quad (30f)$$

$$\sum_{i \in S, j \in V \setminus S} x_{ij} + \sum_{i \in S, j \in V \setminus S} x_{ji} + \sum_{i \in S, j \in V \setminus S: i < j} z_{ij} + \sum_{i \in S, j \in V \setminus S: i > j} z_{ji} \geq 1 \quad \forall S \neq \emptyset, S \subset V \quad (30g)$$

$$\sum_{\ell \in V} x_{ij}^\ell = x_{ij} \quad \forall i, j \in V \quad (30h)$$

$$\sum_{i,j \in V} x_{ij}^\ell = 1 \quad \forall \ell \in V \quad (30i)$$

$$\sum_{i,j \in V} c_{ij} x_{ij}^\ell \leq \sum_{i,j \in V} c_{ij} x_{ij}^{\ell+1} \quad \forall \ell \in V : \ell < |V| \quad (30j)$$

$$x_{ij} \in \{0, 1\} \quad \forall i, j \in V \quad (30k)$$

$$z_{ij} \in \{0, 1\} \quad \forall i, j \in V : i < j \quad (30l)$$

$$x_{ij}^\ell \in \{0, 1\} \quad \forall i, j, \ell \in V. \quad (30m)$$

(30a): Weighted minimization of the compensated allocation cost of the system plus the design cost of the tree connecting facilities (objective).

(30b): Exactly  $p$  facilities (allocation).

(30c): Each client is allocated to exactly one facility (allocation).

(30d): No client is allocated to a non-facility (allocation).

(30e): Edges of the tree of facilities can only be selected if both nodes are facilities (allocation).

(30f): Exactly  $p - 1$  edges connecting facilities (connectivity).

(30g): At least one allocation or one edge from the tree of facilities must connect  $S$  to a node of  $V \setminus S$  (connectivity).

(30h): Relationship between sorting and allocation variables (sorting).

(30i): Every sort position must be consider (sorting).

(30j): Correct sorting of the costs sequence (sorting).

$$F2_x^{sub1} : \min \frac{1}{\sum_{\ell \in V} \lambda_\ell} \sum_{\ell \in V} \sum_{(i,j) \in A} \lambda_\ell c_{ij} x_{ij}^\ell + \frac{1}{p-1} \sum_{(i,j) \in E} c_{ij} (z_{ij} - x_{ij} - x_{ji}) \quad (31a)$$

$$\text{s.t.:} \quad \sum_{i \in V} x_{ii} = p \quad (31b)$$

$$\sum_{j \in V} x_{ij} = 1 \quad i \in V \quad (31c)$$

$$2x_{ij} \leq 1 - x_{ii} + x_{jj} \quad i, j \in V : i \neq j \quad (31d)$$

$$x_{ij} + x_{ji} \leq z_{ij} \quad i, j \in V : i < j \quad (31e)$$

$$2z_{ij} \leq x_{ii} + x_{jj} + x_{ij} + x_{ji} \quad i, j \in V : i < j \quad (31f)$$

$$\sum_{i,j \in V : i < j} z_{ij} = N - 1 \quad (31g)$$

$$\sum_{i,j \in S : i < j} z_{ij} \leq |S| - 1 \quad \forall S \neq \emptyset, S \subset V \quad (31h)$$

$$x_{ij} = \sum_{\ell \in V} x_{ij}^\ell \quad \forall i, j \in V : i \neq j \quad (31i)$$

$$\sum_{i,j \in V} x_{ij}^\ell = 1 \quad \forall \ell \in V \quad (31j)$$

$$\sum_{i,j \in V} c_{ij} x_{ij}^\ell \leq \sum_{i,j \in V} c_{ij} x_{ij}^{\ell+1} \quad \forall \ell \in V : \ell < |V| \quad (31k)$$

$$x_{ij} \in \{0, 1\} \quad \forall i, j \in V \quad (31l)$$

$$z_{ij} \in \{0, 1\} \quad \forall i, j \in V : i < j \quad (31m)$$

$$x_{ij}^\ell \in \{0, 1\} \quad \forall i, j, \ell \in V. \quad (31n)$$

(31a): Weighted minimization of the compensated allocation cost of the system plus the design cost of the tree subtracting in the design cost part the cost associated to the edges that represent the allocation of client to facilities (objective).

(31b): Exactly  $p$  facilities (allocation).

(31c): Each client is allocated to exactly one facility (allocation).

(31d): Client-facility allocations are only possible if  $i$  is a client and  $j$  is a facility (allocation).

(31e): Only one allocation, whether client  $i$  to facility  $j$  or viceversa, can be considered if there exists an edge connecting  $i, j \in V$  (allocation).

(31f): Only possibilities in which an edge can be selected is if both  $i$  or  $j$  are facilities or if either  $i$ , or  $j$ , is a client and  $j$ , or  $i$  respectively, its facility (allocation).

(31g): Exactly  $p - 1$  edges connecting facilities (connectivity).

(31h): No subtours are allowed to be formed between facilities edges (connectivity).

(31i): Relationship between sorting and allocation variables (sorting).

(31j): Every sort position must be consider (sorting).

(31k): Correct sorting of the costs sequence (sorting).

The cardinality of the set of subtour elimination constraints is exponential in the number of nodes. An effective algorithm can be implemented using a branch-and-cut ramification process to add dynamically in polynomial time a certain number of these constraints. Formulations  $F2_x^{sub2}$ ,  $F1_u^{sub1}$ ,  $F1_u^{sub2}$ ,  $F2_u^{sub1}$  and  $F2_u^{sub2}$  are left to the reader.

## C.2 OMT MTZ formulation

Let  $D = (V, A, r)$  be a rooted weighted directed network where  $A$  the set of arcs and  $r$  is a root node. An *arborescence* of  $D$  is a subgraph  $D' = (V, A', r)$  where  $A' \subseteq A$  such that each non-root node has exactly one incoming (or outgoing) edge (thus  $|A'| = |V| - 1$ ) and  $D'$  has no cycles. The *Miller-Tucker-Zemlin* formulation (MTZ) builds an arborescence rooted at a arbitrarily selected root node  $r \in V$ , in which arcs follow the direction from root to leaves.

$$F1_x^{mtz} : \min \frac{1}{\sum_{\ell \in V} \lambda_\ell} \sum_{\ell \in V} \sum_{i, j \in V} \lambda_\ell c_{ij} x_{ij}^\ell + \frac{1}{p-1} \sum_{i, j \in V: i < j} c_{ij} z_{ij} \quad (32a)$$

$$\text{s.t.: } \sum_{i \in V} x_{ii} = p \quad (32b)$$

$$\sum_{j \in V} x_{ij} = 1 \quad \forall i \in V \quad (32c)$$

$$x_{ij} \leq x_{jj} \quad \forall i, j \in V : i \neq j \quad (32d)$$

$$2z_{ij} \leq x_{ii} + x_{jj} \quad \forall i, j \in V : i < j \quad (32e)$$

$$\sum_{i, j \in V: i < j} z_{ij} = p - 1 \quad (32f)$$

$$\sum_{(j, i) \in \delta^-(i)} y_{ji} = 1 \quad \forall i \in V \setminus \{r\} \quad (32g)$$

$$y_{ij} + y_{ji} = z_{ij} \quad \forall i, j \in V : i < j \quad (32h)$$

$$l_j \geq l_i + 1 - N(1 - y_{ij}) \quad \forall i, j \in V \quad (32i)$$

$$l_r = 1 \quad (32j)$$

$$2 < l_i < p \quad \forall i \in V \setminus \{r\} \quad (32k)$$

$$x_{ij} = \sum_{\ell \in V} x_{ij}^\ell \quad \forall i, j \in V : i \neq j \quad (32l)$$

$$\sum_{i, j \in V} x_{ij}^\ell = 1 \quad \forall \ell \in V \quad (32m)$$

$$\sum_{i, j \in V} c_{ij} x_{ij}^\ell \leq \sum_{i, j \in V} c_{ij} x_{ij}^{\ell+1} \quad \forall \ell \in V : \ell < |V| \quad (32n)$$

$$x_{ij} \in \{0, 1\} \quad \forall i, j \in V \quad (32o)$$

$$z_{ij} \in \{0, 1\} \quad \forall i, j \in V : i < j \quad (32p)$$

$$y_{ij} \in \{0, 1\} \quad \forall i, j \in V \quad (32q)$$

$$l_i \geq 0 \quad \forall i \in V \quad (32r)$$

$$x_{ij}^\ell \in \{0, 1\} \quad \forall i, j, \ell \in V. \quad (32s)$$

(32a): Weighted minimization of the compensated allocation cost of the system plus the design cost of the tree of facilities (objective).

(32b): Exactly  $p$  facilities (allocation).

(32c): Each client is allocated to exactly one facility (allocation).

(32d): No client is allocated to a non-facility (allocation).

(32e): Edges of the tree of facilities can only be selected if both nodes are facilities (allocation).

(32f): Exactly  $p - 1$  edges connecting facilities (connectivity).

(32g): Exactly one arc goes into a non-root node of the arborescence (connectivity).

(32h): If considering an edge between facilities, the arborescence includes one of the corresponding arcs (connectivity).

(32i): If  $(i, j)$  arc is considered in the arborescence, then the position of  $j$  must be higher than  $i$  (connectivity).



- (32j) - (32k): The root node is in 1st position of the arborescence and the non-root nodes must be distributed between the 2nd and  $p$ -th positions (connectivity).  
(32l): Relationship between sorting and allocation variables (sorting).  
(32m): Every sort position must be consider (sorting).  
(32n): Correct sorting of the costs sequence (sorting).

$$F2_{x}^{mtz} : \min \frac{1}{\sum_{\ell \in V} \lambda_{\ell}} \sum_{\ell \in V} \sum_{(i,j) \in A} \lambda_{\ell} c_{ij} x_{ij}^{\ell} + \frac{1}{p-1} \sum_{(i,j) \in E} c_{ij} (z_{ij} - x_{ij} - x_{ji}) \quad (33a)$$

$$\text{s.t.:} \quad \sum_{i \in V} x_{ii} = p \quad (33b)$$

$$\sum_{j \in V} x_{ij} = 1 \quad i \in V \quad (33c)$$

$$2x_{ij} \leq 1 - x_{ii} + x_{jj} \quad i, j \in V : i \neq j \quad (33d)$$

$$x_{ij} + x_{ji} \leq z_{ij} \quad i, j \in V : i < j \quad (33e)$$

$$2z_{ij} \leq x_{ii} + x_{jj} + x_{ij} + x_{ji} \quad i, j \in V : i < j \quad (33f)$$

$$\sum_{i,j \in V : i < j} z_{ij} = N - 1 \quad (33g)$$

$$\sum_{(j,i) \in \delta^{-}(i)} y_{ji} = 1 \quad \forall i \in V \setminus \{r\} \quad (33h)$$

$$y_{ij} + y_{ji} = z_{ij} \quad \forall i, j \in V : i < j \quad (33i)$$

$$l_j \geq l_i + 1 - N(1 - y_{ij}) \quad \forall i, j \in V \quad (33j)$$

$$l_r = 1 \quad (33k)$$

$$2 < l_i < N \quad \forall i \in V \setminus \{r\} \quad (33l)$$

$$x_{ij} = \sum_{\ell \in V} x_{ij}^{\ell} \quad \forall i, j \in V : i \neq j \quad (33m)$$

$$\sum_{i,j \in V} x_{ij}^{\ell} = 1 \quad \forall \ell \in V \quad (33n)$$

$$\sum_{i,j \in V} c_{ij} x_{ij}^{\ell} \leq \sum_{i,j \in V} c_{ij} x_{ij}^{\ell+1} \quad \forall \ell \in V : \ell < |V| \quad (33o)$$

$$x_{ij} \in \{0, 1\} \quad \forall i, j \in V \quad (33p)$$

$$z_{ij} \in \{0, 1\} \quad \forall i, j \in V : i < j \quad (33q)$$

$$y_{ij} \in \{0, 1\} \quad \forall i, j \in V \quad (33r)$$

$$l_i \geq 0 \quad \forall i \in V \quad (33s)$$

$$x_{ij}^{\ell} \in \{0, 1\} \quad \forall i, j, \ell \in V. \quad (33t)$$

(33a): Weighted minimization of the compensated allocation cost of the system plus the design cost of the tree subtracting in the design cost part the cost associated to the edges that represent the allocation of client to facilities (objective).

(33b): Exactly  $p$  facilities (allocation).

(33c): Each client is allocated to exactly one facility (allocation).

(33d): Client-facility allocations are only possible if  $i$  is a client and  $j$  is a facility (allocation).

(33e): Only one allocation, whether client  $i$  to facility  $j$  or viceversa, can be considered if there exists an edge connecting  $i, j \in V$  (allocation).

(33f): Only possibilities in which an edge can be selected is if both  $i$  or  $j$  are facilities or if either  $i$ , or  $j$ , is a client and  $j$ , or  $i$  respectively, its facility (allocation).

(33g): Exactly  $p - 1$  edges connecting facilities (connectivity).

(33h): Exactly one arc goes into a non-root node of the arborescence (connectivity).

(33i): If considering an edge between facilities, the arborescence includes one of the corresponding arcs (connectivity).

(33j): If  $(i, j)$  arc is considered in the arborescence, then the position of  $j$  must be higher than  $i$  (connectivity).

(33k) - (33l): The root node is in 1st position of the arborescence and the non-root nodes must be distributed between the 2nd and  $p$ -th positions (connectivity).

(33m): Relationship between sorting and allocation variables (sorting).

(33n): Every sort position must be consider (sorting).

(33o): Correct sorting of the costs sequence (sorting).

Formulations  $F1_u^{mtz}$  and  $F2_u^{mtz}$  are left to the reader.

### C.3 OMT flow based formulations

The flow formulation also relies on a source node  $r \in V$  which distributes the flow but for the OMT, contrary to the MTZ formulation, the choice of the root node is very influential as care must be taken when spreading the flow. This selection can be done in two ways:

- ◊ Adding a set of variables  $r_i \in \{0, 1\}$  for  $i \in V$ , is 1 if the node  $i \in V$  is selected as the source node for the tree of facilities.
- ◊ Arbitrarily selecting the source node and distributing the flow along the tree, distinguishing whether the node selected as the source is a facility or not.

If the source node is selected arbitrarily, in order to properly distribute the flow units between facilities we must consider all possible scenarios for the source node. If the source node is a non facility node, then it takes an inflow of one unit and transfers  $p - 1$  units to the associated facility, so the total units of distributed flow in the network are  $p$ . On the other hand, if the source node is a facility, then it directly takes an inflow of  $p - 1$  units. All other nodes included in the tree of facility have a demand of one unit of flow. Figure 5 depicts both possible scenarios to consider.

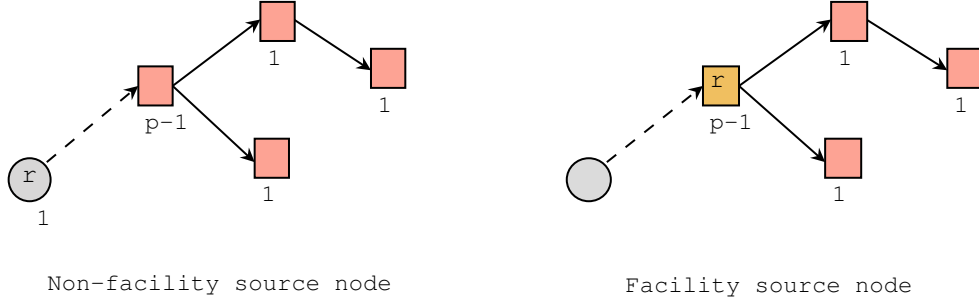


Figure 5: Scenarios to consider for the arbitrary source node selection in the flow formulation.

#### • Formulation using additional variables

$$F1_x^{low1} : \min \frac{1}{\sum_{\ell \in V} \lambda_\ell} \sum_{\ell \in V} \sum_{i,j \in V} \lambda_\ell c_{ij} x_{ij}^\ell + \frac{1}{p-1} \sum_{i,j \in V: i < j} c_{ij} z_{ij} \quad (34a)$$

$$\text{s.t.:} \quad \sum_{i \in V} x_{ii} = p \quad (34b)$$

$$\sum_{j \in V} x_{ij} = 1 \quad \forall i \in V \quad (34c)$$

$$x_{ij} \leq x_{jj} \quad \forall i, j \in V : i \neq j \quad (34d)$$

$$2z_{ij} \leq x_{ii} + x_{jj} \quad \forall i, j \in V : i < j \quad (34e)$$

$$\sum_{i,j \in V: i < j} z_{ij} = p - 1 \quad (34f)$$

$$\sum_{i \in V} r_i = 1 \quad (34g)$$

$$r_i \leq x_{ii} \quad \forall i \in V \quad (34h)$$

$$\sum_{(i,j) \in \delta^+(i)} f_{ij} - \sum_{(j,i) \in \delta^-(i)} f_{ji} = (p-1)r_i - (x_{ii} - r_i) \quad \forall i \in V \quad (34i)$$

$$f_{ij} \leq (p-1)z_{ij} \quad \forall i, j \in V : i < j \quad (34j)$$

$$f_{ji} \leq (p-1)z_{ij} \quad \forall i, j \in V : i < j \quad (34k)$$

$$x_{ij} = \sum_{\ell \in V} x_{ij}^\ell \quad \forall i, j \in V : i \neq j \quad (34l)$$

$$\sum_{i,j \in V} x_{ij}^\ell = 1 \quad \forall \ell \in V \quad (34m)$$

$$\sum_{i,j \in V} c_{ij} x_{ij}^\ell \leq \sum_{i,j \in V} c_{ij} x_{ij}^{\ell+1} \quad \forall \ell \in V : \ell < |V| \quad (34n)$$

$$x_{ij} \in \{0, 1\} \quad \forall i, j \in V \quad (34o)$$

$$r_i \in \{0, 1\} \quad \forall i \in V \quad (34p)$$

$$z_{ij} \in \{0, 1\} \quad \forall i, j \in V : i < j \quad (34q)$$

$$f_{ij} \geq 0 \quad \forall i, j \in V : i \neq j \quad (34r)$$

$$x_{ij}^\ell \in \{0, 1\} \quad \forall i, j, \ell \in V. \quad (34s)$$

(34a): Weighted minimization of the total compensated allocation cost of the system plus the design cost of the tree of facilities (objective).

(34b): Exactly  $p$  facilities (allocation).

(34c): Each client is allocated to exactly one facility (allocation).

(34d): No client is allocated to a non-facility (allocation).

(34e): Edges of the tree of facilities can only be selected if both nodes are facilities (allocation).

(34f): Exactly  $p - 1$  edges connecting facilities (connectivity).

(34g): Only one root node selected (connectivity).

(34h): Only facilities nodes can be activated as a root (connectivity).

(34i): Flow is properly distributed along the tree of facilities (connectivity).

(34j)-(34k): All variables sending flow must be activated (connectivity).

(34l): Relationship between sorting and allocation variables (sorting).

(34m): Every sort position must be consider (sorting).

(34n): Correct sorting of the costs sequence (sorting).

• **Formulation without using additional variables**

$$F1_x^{flow2} : \min \frac{1}{\sum_{\ell \in V} \lambda_\ell} \sum_{\ell \in V} \sum_{i, j \in V} \lambda_\ell c_{ij} x_{ij}^\ell + \frac{1}{p-1} \sum_{i, j \in V : i < j} c_{ij} z_{ij} \quad (35a)$$

$$\text{s.t.:} \quad \sum_{i \in V} x_{ii} = p \quad (35b)$$

$$\sum_{j \in V} x_{ij} = 1 \quad \forall i \in V \quad (35c)$$

$$x_{ij} \leq x_{jj} \quad \forall i, j \in V : i \neq j \quad (35d)$$

$$2z_{ij} \leq x_{ii} + x_{jj} \quad \forall i, j \in V : i < j \quad (35e)$$

$$\sum_{i, j \in V : i < j} z_{ij} = p - 1 \quad (35f)$$

$$\sum_{(i, j) \in \delta^+(i)} f_{ij} - \sum_{(j, i) \in \delta^-(i)} f_{ji} = px_{ri} - x_{ii} \quad \forall i \in V \quad (35g)$$

$$f_{ij} \leq (p-1)z_{ij} \quad \forall i, j \in V : i < j \quad (35h)$$

$$f_{ji} \leq (p-1)z_{ij} \quad \forall i, j \in V : i < j \quad (35i)$$

$$x_{ij} = \sum_{\ell \in V} x_{ij}^\ell \quad \forall i, j \in V : i \neq j \quad (35j)$$

$$\sum_{i, j \in V} x_{ij}^\ell = 1 \quad \forall \ell \in V \quad (35k)$$

$$\sum_{i, j \in V} c_{ij} x_{ij}^\ell \leq \sum_{i, j \in V} c_{ij} x_{ij}^{\ell+1} \quad \forall \ell \in V : \ell < |V| \quad (35l)$$

$$x_{ij} \in \{0, 1\} \quad \forall i, j \in V \quad (35m)$$

$$z_{ij} \in \{0, 1\} \quad \forall i, j \in V : i < j \quad (35n)$$

$$f_{ij} \geq 0 \quad \forall i, j \in V : i \neq j \quad (35o)$$

$$x_{ij}^\ell \in \{0, 1\} \quad \forall i, j, \ell \in V. \quad (35p)$$

(35a): Weighted minimization of the total compensated allocation cost plus the design cost of the tree of facilities (objective).

(35b): Exactly  $p$  facilities (allocation).

(35c): Each client is allocated to exactly one facility (allocation).

(35d): No client is allocated to a non-facility (allocation).

(35e): Edges of the tree of facilities can only be activated if both nodes are facilities (allocation).

(35f): Exactly  $p - 1$  edges connecting facilities (connectivity).

(35g): Flow is properly distributed along the tree of facilities (connectivity).

- (35h)-(35i): All variables sending flow must be activated (connectivity).  
(35j): Relationship between sorting and allocation variables (sorting).  
(35k): Every sort position must be consider (sorting).  
(35l): Correct sorting of the costs sequence (sorting).

The flow based formulation modeling a tree in  $V$  can be expressed as follows:

$$F2_x^{flow} : \min \frac{1}{\sum_{\ell \in V} \lambda_\ell} \sum_{\ell \in V} \sum_{(i,j) \in A} \lambda_\ell c_{ij} x_{ij}^\ell + \frac{1}{p-1} \sum_{(i,j) \in E} c_{ij} (z_{ij} - x_{ij} - x_{ji}) \quad (36a)$$

$$\text{s.t.:} \quad \sum_{i \in V} x_{ii} = p \quad (36b)$$

$$\sum_{j \in V} x_{ij} = 1 \quad \forall i \in V \quad (36c)$$

$$2x_{ij} \leq 1 - x_{ii} + x_{jj} \quad i, j \in V : i \neq j \quad (36d)$$

$$x_{ij} + x_{ji} \leq z_{ij} \quad i, j \in V : i < j \quad (36e)$$

$$2z_{ij} \leq x_{ii} + x_{jj} + x_{ij} + x_{ji} \quad i, j \in V : i < j \quad (36f)$$

$$\sum_{i,j \in V: i < j} z_{ij} = N - 1 \quad (36g)$$

$$\sum_{(r,j) \in \delta^+(r)} f_{rj} - \sum_{(j,r) \in \delta^-(r)} f_{jr} = N - 1 \quad (36h)$$

$$\sum_{(i,j) \in \delta^+(i)} f_{ij} - \sum_{(j,i) \in \delta^-(i)} f_{ji} = -1 \quad i \in V \setminus r \quad (36i)$$

$$f_{ij} \leq (p-1)z_{ij} \quad \forall i, j \in V : i < j \quad (36j)$$

$$f_{ji} \leq (p-1)z_{ij} \quad \forall i, j \in V : i < j \quad (36k)$$

$$x_{ij} = \sum_{\ell \in V} x_{ij}^\ell \quad \forall i, j \in V : i \neq j \quad (36l)$$

$$\sum_{i,j \in V} x_{ij}^\ell = 1 \quad \forall \ell \in V \quad (36m)$$

$$\sum_{i,j \in V} c_{ij} x_{ij}^\ell \leq \sum_{i,j \in V} c_{ij} x_{ij}^{\ell+1} \quad \forall \ell \in V : \ell < |V| \quad (36n)$$

$$x_{ij} \in \{0, 1\} \quad \forall i, j \in V \quad (36o)$$

$$z_{ij} \in \{0, 1\} \quad \forall i, j \in V : i < j \quad (36p)$$

$$f_{ij} \geq 0 \quad \forall i, j \in V : i \neq j \quad (36q)$$

$$x_{ij}^\ell \in \{0, 1\} \quad \forall i, j, \ell \in V. \quad (36r)$$

(36a): Weighted minimization of the total compensated allocation cost plus the design cost of the tree of facilities (objective).

(36b): Exactly  $p$  facilities (allocation).

(36c): Each client is allocated to exactly one facility (allocation).

(36d): Client-facility allocations are only possible if  $i$  is a client and  $j$  is a facility (allocation).

(36e): Only one allocation, whether client  $i$  to facility  $j$  or viceversa, can be considered if there exists an edge connecting  $i, j \in V$  (allocation).

(36f): Only possibilities in which an edge can be selected is if both  $i$  or  $j$  are facilities or if either  $i$ , or  $j$ , is a client and  $j$ , or  $i$  respectively, its facility (allocation).

(36g): Exactly  $p - 1$  edges connecting facilities (connectivity).

(36h)-(36i): Flow is properly distributed along the tree of facilities (connectivity).

(36j)-(36k): All variables sending flow must be activated (connectivity).

(36l): Relationship between sorting and allocation variables (sorting).

(36m): Every sort position must be consider (sorting).

(36n): Correct sorting of the costs sequence (sorting).

Formulations  $F1_u^{flow1}$ ,  $F1_u^{flow2}$  and  $F2_u^{flow}$  are left to the reader.

#### C.4 OMT KM formulation

$$F1_x^{km} : \min \frac{1}{\sum_{\ell \in V} \lambda_\ell} \sum_{\ell \in V} \sum_{i,j \in V} \lambda_\ell c_{ij} x_{ij}^\ell + \frac{1}{p-1} \sum_{i,j \in V: i < j} c_{ij} z_{ij} \quad (37a)$$

$$\begin{aligned}
\text{s.t.: } \sum_{i \in V} x_{ii} &= p & (37b) \\
\sum_{j \in V} x_{ij} &= 1 & \forall i \in V & (37c) \\
x_{ij} &\leq x_{jj} & \forall i, j \in V : i \neq j & (37d) \\
2z_{ij} &\leq x_{ii} + x_{jj} & \forall i, j \in V : i < j & (37e) \\
\sum_{i, j \in V : i < j} z_{ij} &= p - 1 & (37f) \\
q_{kij} + q_{kji} &= z_{ij} & \forall k, i, j \in V : i < j & (37g) \\
\sum_{(k, j) \in \delta^+(k)} q_{kkj} &\leq 0 & \forall k \in V & (37h) \\
\sum_{(i, j) \in \delta^+(i)} q_{kij} &\leq 1 & \forall k, u \in V : i \neq k & (37i) \\
x_{ij} &= \sum_{\ell \in V} x_{ij}^\ell & \forall i, j \in V : i \neq j & (37j) \\
\sum_{i, j \in V} x_{ij}^\ell &= 1 & \forall \ell \in V & (37k) \\
\sum_{i, j \in V} c_{ij} x_{ij}^\ell &\leq \sum_{i, j \in V} c_{ij} x_{ij}^{\ell+1} & \forall \ell \in V : \ell < |V| & (37l) \\
x_{ij} &\in \{0, 1\} & \forall i, j \in V & (37m) \\
z_{ij} &\in \{0, 1\} & \forall i, j \in V : i < j & (37n) \\
q_{kij} &\geq 0 & \forall i, j \in V & (37o) \\
x_{ij}^\ell &\in \{0, 1\} & \forall i, j, \ell \in V. & (37p)
\end{aligned}$$

(37a): Weighted minimization of the compensated allocation cost of the system plus the design cost of the tree of facilities (objective).

(37b): Exactly  $p$  facilities (allocation).

(37c): Each client is allocated to exactly one facility (allocation).

(37d): No client is allocated to a non-facility (allocation).

(37e): Edges of the tree of facilities can only be selected if both nodes are facilities (allocation).

(37f): Exactly  $p - 1$  edges connecting facilities (connectivity).

(37g): If  $(i, j) \in E$  is a tree edge, then there is only one variable related to the arcs underlying that can be selected (connectivity).

(37h): Forbids any arc leaving the root node  $k$  (connectivity).

(37i): Impose that no more than one arc leaves any node different from the root  $k$  (connectivity).

(37j): Relationship between sorting and allocation variables (sorting).

(37k): Every sort position must be considered (sorting).

(37l): Correct sorting of the costs sequence (sorting).

Formulations  $F1_u^{km}$ ,  $F2_x^{km}$  and  $F2_u^{km}$  are left to the reader.

# Appendix D: Preliminary OMT results

## D.1 Median criterion

Table 10: Instances results table for model OMT F1 MTZ

N	p	ins	CPU	objU	objL	objR	BobjU	BobjL	gUL	gBUL	gUBL	gBUR	opt	nod
20	5	1	6.6	15831.2	15831.2	8678.2	15831.2	15831.2	0.0	0.0	0.0	45.2	1	1711
20	5	2	8.3	16273.0	16273.0	11464.7	16273.0	16273.0	0.0	0.0	0.0	29.6	1	934
20	5	3	28.0	15039.1	15039.1	8966.5	15039.1	15039.1	0.0	0.0	0.0	40.4	1	1469
20	5	4	12.1	9076.2	9076.2	5449.0	9076.2	9076.2	0.0	0.0	0.0	40.0	1	641
20	5	5	3.9	16943.6	16943.6	11867.1	16943.6	16943.6	0.0	0.0	0.0	30.0	1	1
20	6	1	4.2	11799.8	11799.8	7620.6	11799.8	11799.8	0.0	0.0	0.0	35.4	1	1
20	6	2	1.1	10378.3	10378.3	8736.0	10378.3	10378.3	0.0	0.0	0.0	15.8	1	1
20	6	3	16.2	13783.0	13783.0	8642.1	13783.0	13783.0	0.0	0.0	0.0	37.3	1	1048
20	6	4	11.1	11089.8	11089.8	7071.6	11089.8	11089.8	0.0	0.0	0.0	36.2	1	1527
20	6	5	28.2	15803.0	15803.0	7825.1	15803.0	15803.0	0.0	0.0	0.0	50.5	1	1231
20	10	1	2.7	9207.7	9207.7	7443.9	9207.7	9207.7	0.0	0.0	0.0	19.2	1	64
20	10	2	18.3	11886.0	11886.0	7781.0	11886.0	11886.0	0.0	0.0	0.0	34.5	1	1512
20	10	3	2.7	7939.7	7939.7	6073.0	7939.7	7939.7	0.0	0.0	0.0	23.5	1	1
20	10	4	6.5	11611.6	11611.6	7807.7	11611.6	11611.6	0.0	0.0	0.0	32.8	1	1003
20	10	5	1.7	5916.7	5916.7	3873.3	5916.7	5916.7	0.0	0.0	0.0	34.5	1	1
30	7	1	211.8	9820.7	9820.7	4913.7	9820.7	9820.7	0.0	0.0	0.0	50.0	1	1427
30	7	2	99.7	9760.4	9760.4	5869.8	9760.4	9760.4	0.0	0.0	0.0	39.9	1	1249
30	7	3	146.4	8878.4	8878.4	6348.0	8878.4	8878.4	0.0	0.0	0.0	28.5	1	1829
30	7	4	33.3	10789.6	10789.6	6956.1	10789.6	10789.6	0.0	0.0	0.0	35.5	1	1
30	7	5	146.3	8353.7	8353.7	4669.8	8353.7	8353.7	0.0	0.0	0.0	44.1	1	517
30	10	1	20.3	7157.8	7157.8	4558.6	7157.8	7157.8	0.0	0.0	0.0	36.3	1	1
30	10	2	24.9	5659.9	5659.9	4067.0	5659.9	5659.9	0.0	0.0	0.0	28.1	1	388
30	10	3	101.9	5785.0	5785.0	3745.2	5785.0	5785.0	0.0	0.0	0.0	35.3	1	1202
30	10	4	52.2	8222.6	8222.6	5750.3	8222.6	8222.6	0.0	0.0	0.0	30.1	1	2404
30	10	5	95.9	8629.8	8629.8	5544.5	8629.8	8629.8	0.0	0.0	0.0	35.8	1	1556
30	15	1	138.1	5830.1	5830.1	3267.5	5830.1	5830.1	0.0	0.0	0.0	44.0	1	4963
30	15	2	47.7	6643.1	6643.1	4098.7	6643.1	6643.1	0.0	0.0	0.0	38.3	1	4148
30	15	3	10.3	4738.8	4738.8	3070.2	4738.8	4738.8	0.0	0.0	0.0	35.2	1	66
30	15	4	19.2	6263.4	6263.4	4609.0	6263.4	6263.4	0.0	0.0	0.0	26.4	1	1272
30	15	5	21.2	5780.3	5780.3	4582.8	5780.3	5780.3	0.0	0.0	0.0	20.7	1	1
40	10	1	389.5	7593.1	7593.1	5513.9	7593.1	7593.1	0.0	0.0	0.0	27.4	1	1547
40	10	2	537.9	6331.4	6331.4	3884.9	6331.4	6331.4	0.0	0.0	0.0	38.6	1	1535
40	10	3	51.9	6035.9	6035.9	4374.9	6035.9	6035.9	0.0	0.0	0.0	27.5	1	1
40	10	4	61.5	5222.7	5222.7	3676.7	5222.7	5222.7	0.0	0.0	0.0	29.6	1	1
40	10	5	860.7	6342.8	6342.8	3593.4	6342.8	6342.8	0.0	0.0	0.0	43.4	1	5261
40	13	1	353.0	5995.2	5995.2	4092.9	5995.2	5995.2	0.0	0.0	0.0	31.7	1	1142
40	13	2	137.4	5614.9	5614.9	4280.9	5614.9	5614.9	0.0	0.0	0.0	23.8	1	1249
40	13	3	477.0	6645.0	6645.0	3675.2	6645.0	6645.0	0.0	0.0	0.0	44.7	1	2277
40	13	4	365.5	5205.9	5205.9	3069.5	5205.9	5205.9	0.0	0.0	0.0	41.0	1	1366
40	13	5	908.7	6808.1	6808.1	4354.2	6808.1	6808.1	0.0	0.0	0.0	36.0	1	9365
40	20	1	182.7	5338.2	5338.2	3793.6	5338.2	5338.2	0.0	0.0	0.0	28.9	1	3937
40	20	2	56.1	3413.4	3413.4	2372.8	3413.4	3413.4	0.0	0.0	0.0	30.5	1	106
40	20	3	224.2	4319.0	4319.0	3012.1	4319.0	4319.0	0.0	0.0	0.0	30.3	1	1051
40	20	4	104.6	5206.5	5206.5	3834.2	5206.5	5206.5	0.0	0.0	0.0	26.4	1	49
40	20	5	138.4	4159.4	4159.4	3044.4	4159.4	4159.4	0.0	0.0	0.0	26.8	1	1320
50	12	1	1812.5	6242.6	6242.6	4500.3	6242.6	6242.6	0.0	0.0	0.0	27.9	1	2699
50	12	2	3600.2	6910.4	6910.4	3372.3	5594.1	5594.1	20.7	2.0	19.0	39.7	0	1808
50	12	3	3600.2	7831.8	6331.8	4310.6	6430.1	6430.1	19.1	1.5	17.9	33.0	0	3840
50	12	4	2111.1	4743.8	4743.8	3130.6	4743.8	4743.8	0.0	0.0	0.0	34.0	1	1955
50	12	5	3600.2	8243.8	5308.7	3049.1	5500.1	5500.1	35.6	3.5	33.3	44.6	0	3233
50	16	1	1263.8	5137.0	5137.0	3630.9	5137.0	5137.0	0.0	0.0	0.0	29.3	1	1546
50	16	2	952.3	3309.4	3309.4	1945.6	3309.4	3309.4	0.0	0.0	0.0	41.2	1	265
50	16	3	2525.8	5399.2	5399.2	3403.9	5399.2	5399.2	0.0	0.0	0.0	37.0	1	4341
50	16	4	1001.9	4211.3	4211.3	2731.0	4211.3	4211.3	0.0	0.0	0.0	35.1	1	1429
50	16	5	968.5	3763.2	3763.2	2416.9	3763.2	3763.2	0.0	0.0	0.0	35.8	1	1958
50	25	1	313.3	3232.6	3232.6	2203.8	3232.6	3232.6	0.0	0.0	0.0	31.8	1	2017
50	25	2	788.9	4323.0	4323.0	3287.8	4323.0	4323.0	0.0	0.0	0.0	23.9	1	5471
50	25	3	578.5	3557.9	3557.9	2560.5	3557.9	3557.9	0.0	0.0	0.0	28.0	1	6714
50	25	4	516.7	3606.2	3606.2	2401.7	3606.2	3606.2	0.0	0.0	0.0	33.4	1	887
50	25	5	171.4	3670.8	3670.8	2718.2	3670.8	3670.8	0.0	0.0	0.0	26.0	1	2989

Table 11: Summary results table for model OMT F1 MTZ

N	p	#	CPU	GBUR	GBUL	GUBL	GUL	nod
20	5	5	11.8	37.0	0.0	0.0	0.0	951
20	6	5	12.2	35.0	0.0	0.0	0.0	762
20	10	5	6.4	28.9	0.0	0.0	0.0	516
30	7	5	127.5	39.6	0.0	0.0	0.0	1005
30	10	5	59.0	33.1	0.0	0.0	0.0	1110
30	15	5	47.3	32.9	0.0	0.0	0.0	2090
40	10	5	380.3	33.3	0.0	0.0	0.0	1669
40	13	5	448.3	35.4	0.0	0.0	0.0	3080
40	20	5	141.2	28.6	0.0	0.0	0.0	1293
50	12	2	2944.8	35.8	1.4	14.0	15.1	2707
50	16	5	1342.5	35.7	0.0	0.0	0.0	1908
50	25	5	473.8	28.6	0.0	0.0	0.0	3616

Table 12: Instances results table for model OMT F1 Flow (1)

N	p	ins	CPU	objU	objL	objR	BobjU	BobjL	gUL	gBUL	gUBL	gBUR	opt	nod
20	5	1	3.2	15831.2	15831.2	8678.2	15831.2	15831.2	0.0	0.0	0.0	45.2	1	47
20	5	2	6.8	16273.0	16273.0	11464.7	16273.0	16273.0	0.0	0.0	0.0	29.6	1	419
20	5	3	11.1	15039.1	15039.1	8966.5	15039.1	15039.1	0.0	0.0	0.0	40.4	1	952
20	5	4	6.1	9076.2	9076.2	5449.0	9076.2	9076.2	0.0	0.0	0.0	40.0	1	1
20	5	5	4.3	16943.6	16943.6	11867.1	16943.6	16943.6	0.0	0.0	0.0	30.0	1	1
20	6	1	19.3	11799.8	11799.8	7620.6	11799.8	11799.8	0.0	0.0	0.0	35.4	1	1062
20	6	2	1.3	10378.3	10378.3	8736.0	10378.3	10378.3	0.0	0.0	0.0	15.8	1	1
20	6	3	13.3	13783.0	13783.0	8642.1	13783.0	13783.0	0.0	0.0	0.0	37.3	1	1052
20	6	4	5.8	11089.8	11089.8	7071.6	11089.8	11089.8	0.0	0.0	0.0	36.2	1	1
20	6	5	11.3	15803.0	15803.0	7825.1	15803.0	15803.0	0.0	0.0	0.0	50.5	1	1589
20	10	1	3.7	9207.7	9207.7	7443.9	9207.7	9207.7	0.0	0.0	0.0	19.2	1	1
20	10	2	16.3	11886.0	11886.0	7781.0	11886.0	11886.0	0.0	0.0	0.0	34.5	1	2010
20	10	3	2.5	7939.7	7939.7	6073.0	7939.7	7939.7	0.0	0.0	0.0	23.5	1	1
20	10	4	4.2	11611.6	11611.6	7807.7	11611.6	11611.6	0.0	0.0	0.0	32.8	1	5
20	10	5	2.0	5916.7	5916.7	3873.3	5916.7	5916.7	0.0	0.0	0.0	34.5	1	1
30	7	1	102.8	9820.7	9820.7	4913.7	9820.7	9820.7	0.0	0.0	0.0	50.0	1	1362
30	7	2	111.1	9760.4	9760.4	5869.8	9760.4	9760.4	0.0	0.0	0.0	39.9	1	1047
30	7	3	89.1	8878.4	8878.4	6348.0	8878.4	8878.4	0.0	0.0	0.0	28.5	1	1104
30	7	4	62.0	10789.6	10789.6	6956.1	10789.6	10789.6	0.0	0.0	0.0	35.5	1	31
30	7	5	166.0	8353.7	8353.7	4669.8	8353.7	8353.7	0.0	0.0	0.0	44.1	1	1201
30	10	1	75.9	7157.8	7157.8	4558.6	7157.8	7157.8	0.0	0.0	0.0	36.3	1	4264
30	10	2	61.9	5659.9	5659.9	4067.0	5659.9	5659.9	0.0	0.0	0.0	28.1	1	969
30	10	3	51.1	5785.0	5785.0	3745.2	5785.0	5785.0	0.0	0.0	0.0	35.3	1	928
30	10	4	21.5	8222.6	8222.6	5750.3	8222.6	8222.6	0.0	0.0	0.0	30.1	1	1
30	10	5	101.5	8629.8	8629.8	5544.5	8629.8	8629.8	0.0	0.0	0.0	35.8	1	1492
30	15	1	104.5	5830.1	5830.1	3267.5	5830.1	5830.1	0.0	0.0	0.0	44.0	1	1773
30	15	2	54.6	6643.1	6643.1	4068.3	6643.1	6643.1	0.0	0.0	0.0	38.8	1	1337
30	15	3	24.3	4738.8	4738.8	3070.2	4738.8	4738.8	0.0	0.0	0.0	35.2	1	1
30	15	4	13.5	6263.4	6263.4	4609.0	6263.4	6263.4	0.0	0.0	0.0	26.4	1	438
30	15	5	24.2	5780.3	5780.3	4582.8	5780.3	5780.3	0.0	0.0	0.0	20.7	1	1
40	10	1	678.5	7593.1	7593.1	5513.9	7593.1	7593.1	0.0	0.0	0.0	27.4	1	1672
40	10	2	408.9	6331.4	6331.4	3884.9	6331.4	6331.4	0.0	0.0	0.0	38.6	1	1077
40	10	3	231.2	6035.9	6035.9	4374.9	6035.9	6035.9	0.0	0.0	0.0	27.5	1	239
40	10	4	287.9	5222.7	5222.7	3676.7	5222.7	5222.7	0.0	0.0	0.0	29.6	1	1052
40	10	5	904.4	6342.8	6342.8	3593.4	6342.8	6342.8	0.0	0.0	0.0	43.4	1	7723
40	13	1	843.4	5995.2	5995.2	4092.9	5995.2	5995.2	0.0	0.0	0.0	31.7	1	4576
40	13	2	80.1	5614.9	5614.9	4280.9	5614.9	5614.9	0.0	0.0	0.0	23.8	1	228
40	13	3	1284.0	6645.0	6645.0	3675.2	6645.0	6645.0	0.0	0.0	0.0	44.7	1	19724
40	13	4	335.7	5205.9	5205.9	3069.5	5205.9	5205.9	0.0	0.0	0.0	41.0	1	701
40	13	5	962.3	6808.1	6808.1	4354.2	6808.1	6808.1	0.0	0.0	0.0	36.0	1	6468
40	20	1	46.2	5338.2	5338.2	3793.6	5338.2	5338.2	0.0	0.0	0.0	28.9	1	1
40	20	2	106.8	3413.4	3413.4	2372.8	3413.4	3413.4	0.0	0.0	0.0	30.5	1	1
40	20	3	100.8	4319.0	4319.0	3012.1	4319.0	4319.0	0.0	0.0	0.0	30.3	1	6064
40	20	4	106.6	5206.5	5206.5	3834.2	5206.5	5206.5	0.0	0.0	0.0	26.4	1	825
40	20	5	84.1	4159.4	4159.4	3044.4	4159.4	4159.4	0.0	0.0	0.0	26.8	1	1165
50	12	1	3528.2	6242.6	6242.6	4500.3	6242.6	6242.6	0.0	0.0	0.0	27.9	1	1783
50	12	2	2656.9	5594.1	5594.1	3372.3	5594.1	5594.1	0.0	0.0	0.0	39.7	1	3973
50	12	3	3600.2	8300.5	8300.5	4310.6	8300.5	8300.5	24.5	2.5	22.5	33.0	0	1492
50	12	4	2243.8	4743.8	4743.8	3130.6	4743.8	4743.8	0.0	0.0	0.0	34.0	1	5470
50	12	5	2537.0	5500.1	5500.1	3049.1	5500.1	5500.1	0.0	0.0	0.0	44.6	1	1654
50	16	1	739.6	5137.0	5137.0	3630.9	5137.0	5137.0	0.0	0.0	0.0	29.3	1	200
50	16	2	1177.2	3309.4	3309.4	1945.6	3309.4	3309.4	0.0	0.0	0.0	41.2	1	1435
50	16	3	758.6	5399.2	5399.2	3403.9	5399.2	5399.2	0.0	0.0	0.0	37.0	1	152
50	16	4	1542.1	4211.3	4211.3	2731.0	4211.3	4211.3	0.0	0.0	0.0	35.1	1	2872
50	16	5	3600.1	3934.8	3744.2	2416.9	3763.2	3763.2	4.8	0.5	4.4	35.8	0	9184
50	25	1	97.1	3232.6	3232.6	2203.8	3232.6	3232.6	0.0	0.0	0.0	31.8	1	1
50	25	2	527.3	4323.0	4323.0	3287.8	4323.0	4323.0	0.0	0.0	0.0	23.9	1	5372
50	25	3	352.9	3557.9	3557.9	2560.5	3557.9	3557.9	0.0	0.0	0.0	28.0	1	8347
50	25	4	3600.2	3606.2	3519.9	2401.7	3606.2	3606.2	2.4	2.4	0.0	33.4	0	46959
50	25	5	58.3	3670.8	3670.8	2718.2	3670.8	3670.8	0.0	0.0	0.0	26.0	1	1

Table 13: Summary results table for model OMT F1 Flow (1)

N	p	#	CPU	GBUR	GBUL	GUBL	GUL	nod
20	5	5	6.3	37.0	0.0	0.0	0.0	284
20	6	5	10.2	35.0	0.0	0.0	0.0	741
20	10	5	5.7	28.9	0.0	0.0	0.0	404
30	7	5	106.2	39.6	0.0	0.0	0.0	949
30	10	5	62.4	33.1	0.0	0.0	0.0	1531
30	15	5	44.2	33.0	0.0	0.0	0.0	710
40	10	5	502.2	33.3	0.0	0.0	0.0	2353
40	13	5	701.1	35.4	0.0	0.0	0.0	6339
40	20	5	88.9	28.6	0.0	0.0	0.0	1611
50	12	4	2913.2	35.8	0.5	4.5	4.9	2874
50	16	4	1563.5	35.7	0.1	0.9	1.0	2769
50	25	4	927.2	28.6	0.5	0.0	0.5	12136

Table 14: Instances results table for model OMT F1 Flow (2)

N	p	ins	CPU	objU	objL	objR	BobjU	BobjL	gUL	gBUL	gUBL	gBUR	opt	nod
20	5	1	5.4	15831.2	15831.2	9767.5	15831.2	15831.2	0.0	0.0	0.0	38.3	1	776
20	5	2	7.2	16273.0	16273.0	11950.3	16273.0	16273.0	0.0	0.0	0.0	26.6	1	729
20	5	3	6.2	15039.1	15039.1	9701.2	15039.1	15039.1	0.0	0.0	0.0	35.5	1	1
20	5	4	12.6	9076.2	9076.2	9076.2	9076.2	9076.2	0.0	0.0	0.0	35.9	1	1098
20	5	5	9.3	16943.6	16943.6	12351.4	16943.6	16943.6	0.0	0.0	0.0	27.1	1	82
20	6	1	11.2	11799.8	11799.8	8334.0	11799.8	11799.8	0.0	0.0	0.0	29.4	1	135
20	6	2	1.2	10378.3	10378.3	9190.8	10378.3	10378.3	0.0	0.0	0.0	11.4	1	1
20	6	3	4.3	13783.0	13783.0	9834.0	13783.0	13783.0	0.0	0.0	0.0	28.6	1	1
20	6	4	6.4	11089.8	11089.8	7516.9	11089.8	11089.8	0.0	0.0	0.0	32.2	1	1
20	6	5	12.3	15803.0	15803.0	8971.9	15803.0	15803.0	0.0	0.0	0.0	43.2	1	690
20	10	1	1.8	9207.7	9207.7	7630.1	9207.7	9207.7	0.0	0.0	0.0	17.1	1	1
20	10	2	7.1	11886.0	11886.0	8093.9	11886.0	11886.0	0.0	0.0	0.0	31.9	1	1878
20	10	3	2.0	7939.7	7939.7	6415.0	7939.7	7939.7	0.0	0.0	0.0	19.2	1	1
20	10	4	2.3	11611.6	11611.6	8109.9	11611.6	11611.6	0.0	0.0	0.0	30.2	1	1
20	10	5	1.5	5916.7	5916.7	4116.0	5916.7	5916.7	0.0	0.0	0.0	30.4	1	1
30	7	1	140.4	9820.7	9820.7	5483.6	9820.7	9820.7	0.0	0.0	0.0	44.2	1	1909
30	7	2	89.4	9760.4	9760.4	6343.3	9760.4	9760.4	0.0	0.0	0.0	35.0	1	461
30	7	3	39.3	8878.4	8878.4	6554.4	8878.4	8878.4	0.0	0.0	0.0	26.2	1	1
30	7	4	121.6	10789.6	10789.6	7685.4	10789.6	10789.6	0.0	0.0	0.0	28.8	1	1045
30	7	5	121.8	8353.7	8353.7	5400.5	8353.7	8353.7	0.0	0.0	0.0	35.4	1	1074
30	10	1	22.5	7157.8	7157.8	5031.1	7157.8	7157.8	0.0	0.0	0.0	29.7	1	1
30	10	2	14.9	5659.9	5659.9	4258.8	5659.9	5659.9	0.0	0.0	0.0	24.8	1	1
30	10	3	31.2	5785.0	5785.0	3897.5	5785.0	5785.0	0.0	0.0	0.0	32.6	1	66
30	10	4	42.8	8222.6	8222.6	6063.4	8222.6	8222.6	0.0	0.0	0.0	26.3	1	1
30	10	5	107.0	8629.8	8629.0	5772.0	8629.8	8629.8	0.0	0.0	0.0	33.1	1	1123
30	15	1	17.5	5830.1	5830.1	3559.2	5830.1	5830.1	0.0	0.0	0.0	39.0	1	477
30	15	2	25.5	6643.1	6643.1	4178.7	6643.1	6643.1	0.0	0.0	0.0	37.1	1	1617
30	15	3	17.7	4738.8	4738.8	3216.0	4738.8	4738.8	0.0	0.0	0.0	32.1	1	174
30	15	4	14.2	6263.4	6263.4	4661.4	6263.4	6263.4	0.0	0.0	0.0	25.6	1	1
30	15	5	20.9	5780.3	5780.3	4664.4	5780.3	5780.3	0.0	0.0	0.0	19.3	1	1
40	10	1	641.2	7593.1	7593.1	5732.7	7593.1	7593.1	0.0	0.0	0.0	24.5	1	1223
40	10	2	316.9	6331.4	6331.4	4056.9	6331.4	6331.4	0.0	0.0	0.0	35.9	1	4360
40	10	3	98.2	6035.9	6035.9	4563.3	6035.9	6035.9	0.0	0.0	0.0	24.4	1	1
40	10	4	37.1	5222.7	5222.7	3759.1	5222.7	5222.7	0.0	0.0	0.0	28.0	1	1
40	10	5	1039.6	6342.8	6342.8	3749.9	6342.8	6342.8	0.0	0.0	0.0	40.9	1	1524
40	13	1	264.0	5995.2	5995.2	4268.5	5995.2	5995.2	0.0	0.0	0.0	28.8	1	728
40	13	2	64.6	5614.9	5614.9	4363.0	5614.9	5614.9	0.0	0.0	0.0	22.3	1	1
40	13	3	883.0	6645.0	6645.0	4062.0	6645.0	6645.0	0.0	0.0	0.0	38.9	1	2021
40	13	4	370.0	5205.9	5205.9	3403.7	5205.9	5205.9	0.0	0.0	0.0	34.6	1	368
40	13	5	394.6	6808.1	6808.1	4559.1	6808.1	6808.1	0.0	0.0	0.0	33.0	1	630
40	20	1	34.2	5338.2	5338.2	3999.3	5338.2	5338.2	0.0	0.0	0.0	25.1	1	1
40	20	2	117.7	3413.4	3413.4	2494.1	3413.4	3413.4	0.0	0.0	0.0	26.9	1	31
40	20	3	69.6	4319.0	4319.0	3105.4	4319.0	4319.0	0.0	0.0	0.0	28.1	1	1
40	20	4	45.2	5206.5	5206.5	4063.8	5206.5	5206.5	0.0	0.0	0.0	22.0	1	1
40	20	5	68.7	4159.4	4159.4	3115.2	4159.4	4159.4	0.0	0.0	0.0	25.1	1	34
50	12	1	3600.2	7997.5	6242.6	4610.2	6242.6	6242.6	21.9	0.0	21.9	26.1	0	2103
50	12	2	3600.1	5831.7	5594.1	3503.2	5594.1	5594.1	4.1	0.0	4.1	37.4	0	1360
50	12	3	3600.2	7291.6	6338.8	4375.9	6430.1	6430.1	13.1	1.4	11.8	32.0	0	1889
50	12	4	2622.8	4743.8	4743.8	3278.4	4743.8	4743.8	0.0	0.0	0.0	30.9	1	2756
50	12	5	3168.3	5500.1	5500.1	3204.1	5500.1	5500.1	0.0	0.0	0.0	41.7	1	1874
50	16	1	784.3	5137.0	5137.0	3768.0	5137.0	5137.0	0.0	0.0	0.0	26.6	1	732
50	16	2	2156.5	3309.4	3309.4	2029.7	3309.4	3309.4	0.0	0.0	0.0	38.7	1	1472
50	16	3	1315.4	5399.2	5399.2	3534.4	5399.2	5399.2	0.0	0.0	0.0	34.5	1	798
50	16	4	1149.6	4211.3	4211.3	2815.8	4211.3	4211.3	0.0	0.0	0.0	33.1	1	950
50	16	5	1679.7	3763.2	3763.2	2558.3	3763.2	3763.2	0.0	0.0	0.0	32.0	1	4753
50	25	1	191.2	3232.6	3232.6	2305.2	3232.6	3232.6	0.0	0.0	0.0	28.7	1	31
50	25	2	228.8	4323.0	4323.0	3322.7	4323.0	4323.0	0.0	0.0	0.0	23.1	1	1584
50	25	3	316.6	3557.9	3557.9	2620.7	3557.9	3557.9	0.0	0.0	0.0	26.3	1	1969
50	25	4	928.1	3606.2	3606.2	2495.3	3606.2	3606.2	0.0	0.0	0.0	30.8	1	4406
50	25	5	85.0	3670.8	3670.8	2741.6	3670.8	3670.8	0.0	0.0	0.0	25.3	1	1549

Table 15: Summary results table for model OMT F1 Flow (2)

N	p	#	CPU	GBUR	GBUL	GUBL	GUL	nod
20	5	5	8.1	32.7	0.0	0.0	0.0	537
20	6	5	7.1	29.0	0.0	0.0	0.0	166
20	10	5	2.9	25.8	0.0	0.0	0.0	376
30	7	5	102.5	33.9	0.0	0.0	0.0	898
30	10	5	43.7	29.3	0.0	0.0	0.0	238
30	15	5	19.2	30.6	0.0	0.0	0.0	454
40	10	5	426.6	30.7	0.0	0.0	0.0	1422
40	13	5	395.2	31.5	0.0	0.0	0.0	750
40	20	5	67.1	25.4	0.0	0.0	0.0	14
50	12	2	3318.3	33.6	0.3	7.6	7.8	1996
50	16	5	1417.1	33.0	0.0	0.0	0.0	1741
50	25	5	349.9	26.8	0.0	0.0	0.0	1908



Table 16: Instances results table for model OMT F1 KM

N	p	ins	CPU	objU	objL	objR	BobjU	BobjL	gUL	gBUL	gUBL	gBUR	opt	nod
20	5	1	1.7	15831.2	15831.2	8678.2	15831.2	15831.2	0.0	0.0	0.0	45.2	1	1
20	5	2	12.7	16273.0	16273.0	11464.7	16273.0	16273.0	0.0	0.0	0.0	29.6	1	1045
20	5	3	7.3	15039.1	15039.1	8966.5	15039.1	15039.1	0.0	0.0	0.0	40.4	1	165
20	5	4	9.6	9076.2	9076.2	5449.0	9076.2	9076.2	0.0	0.0	0.0	40.0	1	1
20	5	5	1.4	16943.6	16943.6	11867.1	16943.6	16943.6	0.0	0.0	0.0	30.0	1	1
20	6	1	1.9	11799.8	11799.8	7620.6	11799.8	11799.8	0.0	0.0	0.0	35.4	1	1
20	6	2	1.9	10378.3	10378.3	8736.0	10378.3	10378.3	0.0	0.0	0.0	15.8	1	1
20	6	3	3.0	13783.0	13783.0	8642.1	13783.0	13783.0	0.0	0.0	0.0	37.3	1	1
20	6	4	4.3	11089.8	11089.8	7071.6	11089.8	11089.8	0.0	0.0	0.0	36.2	1	1
20	6	5	1.8	15803.0	15803.0	7825.1	15803.0	15803.0	0.0	0.0	0.0	50.5	1	1
20	10	1	1.5	9207.7	9207.7	7443.9	9207.7	9207.7	0.0	0.0	0.0	19.2	1	1
20	10	2	4.8	11886.0	11886.0	7938.2	11886.0	11886.0	0.0	0.0	0.0	33.2	1	1
20	10	3	1.3	7939.7	7939.7	6117.8	7939.7	7939.7	0.0	0.0	0.0	23.0	1	1
20	10	4	1.6	11611.6	11611.6	7807.7	11611.6	11611.6	0.0	0.0	0.0	32.8	1	1
20	10	5	1.3	5916.7	5916.7	3873.3	5916.7	5916.7	0.0	0.0	0.0	34.5	1	1
30	7	1	157.2	9820.7	9820.7	4913.7	9820.7	9820.7	0.0	0.0	0.0	50.0	1	1324
30	7	2	58.9	9760.4	9760.4	5869.8	9760.4	9760.4	0.0	0.0	0.0	39.9	1	1
30	7	3	96.3	8878.4	8878.4	6348.0	8878.4	8878.4	0.0	0.0	0.0	28.5	1	1321
30	7	4	76.2	10789.6	10789.6	6956.1	10789.6	10789.6	0.0	0.0	0.0	35.5	1	1
30	7	5	83.1	8353.7	8353.7	4669.8	8353.7	8353.7	0.0	0.0	0.0	44.1	1	787
30	10	1	24.4	7157.8	7157.8	4558.6	7157.8	7157.8	0.0	0.0	0.0	36.3	1	1
30	10	2	40.8	5659.9	5659.9	4067.0	5659.9	5659.9	0.0	0.0	0.0	28.1	1	1
30	10	3	66.6	5785.0	5785.0	3745.2	5785.0	5785.0	0.0	0.0	0.0	35.3	1	1
30	10	4	33.5	8222.6	8222.6	5750.3	8222.6	8222.6	0.0	0.0	0.0	30.1	1	105
30	10	5	66.8	8629.8	8629.8	5544.5	8629.8	8629.8	0.0	0.0	0.0	35.8	1	1
30	15	1	39.2	5830.1	5830.1	3312.2	5830.1	5830.1	0.0	0.0	0.0	43.2	1	676
30	15	2	29.0	6643.1	6643.1	4150.4	6643.1	6643.1	0.0	0.0	0.0	37.5	1	1
30	15	3	41.1	4738.8	4738.8	3070.2	4738.8	4738.8	0.0	0.0	0.0	35.2	1	1
30	15	4	23.4	6263.4	6263.4	4609.0	6263.4	6263.4	0.0	0.0	0.0	26.4	1	1
30	15	5	27.0	5780.3	5780.3	4582.8	5780.3	5780.3	0.0	0.0	0.0	20.7	1	1708
40	10	1	388.1	7593.1	7593.1	5513.9	7593.1	7593.1	0.0	0.0	0.0	27.4	1	890
40	10	2	444.1	6331.4	6331.4	3884.9	6331.4	6331.4	0.0	0.0	0.0	38.6	1	118
40	10	3	151.0	6035.9	6035.9	4374.9	6035.9	6035.9	0.0	0.0	0.0	27.5	1	1566
40	10	4	219.1	5222.7	5222.7	3676.7	5222.7	5222.7	0.0	0.0	0.0	29.6	1	33
40	10	5	650.9	6342.8	6342.8	3593.4	6342.8	6342.8	0.0	0.0	0.0	43.4	1	1172
40	13	1	82.3	5995.2	5995.2	4092.9	5995.2	5995.2	0.0	0.0	0.0	31.7	1	1
40	13	2	165.4	5614.9	5614.9	4280.9	5614.9	5614.9	0.0	0.0	0.0	23.8	1	2090
40	13	3	338.9	6645.0	6645.0	3675.2	6645.0	6645.0	0.0	0.0	0.0	44.7	1	18
40	13	4	87.3	5205.9	5205.9	3069.5	5205.9	5205.9	0.0	0.0	0.0	41.0	1	1
40	13	5	152.9	6808.1	6808.1	4354.2	6808.1	6808.1	0.0	0.0	0.0	36.0	1	1
40	20	1	145.9	5338.2	5338.2	3793.6	5338.2	5338.2	0.0	0.0	0.0	28.9	1	851
40	20	2	33.8	3413.4	3413.4	2372.8	3413.4	3413.4	0.0	0.0	0.0	30.5	1	1
40	20	3	114.4	4319.0	4319.0	3012.1	4319.0	4319.0	0.0	0.0	0.0	30.3	1	2053
40	20	4	98.4	5206.5	5206.5	3834.2	5206.5	5206.5	0.0	0.0	0.0	26.4	1	1
40	20	5	28.8	4159.4	4159.4	3044.4	4159.4	4159.4	0.0	0.0	0.0	26.8	1	1
50	12	1	647.8	6242.6	6242.6	4500.3	6242.6	6242.6	0.0	0.0	0.0	27.9	1	742
50	12	2	2366.0	5594.1	5594.1	3372.3	5594.1	5594.1	0.0	0.0	0.0	39.7	1	122
50	12	3	1773.4	6430.1	6430.1	4310.6	6430.1	6430.1	0.0	0.0	0.0	33.0	1	2151
50	12	4	1831.7	4743.8	4743.8	3130.6	4743.8	4743.8	0.0	0.0	0.0	34.0	1	57
50	12	5	453.0	5500.1	5500.1	3049.1	5500.1	5500.1	0.0	0.0	0.0	44.6	1	2102
50	16	1	806.3	5137.0	5137.0	3630.9	5137.0	5137.0	0.0	0.0	0.0	29.3	1	1161
50	16	2	226.3	3309.4	3309.4	1945.6	3309.4	3309.4	0.0	0.0	0.0	41.2	1	1
50	16	3	2514.1	5399.2	5399.2	3403.9	5399.2	5399.2	0.0	0.0	0.0	37.0	1	185
50	16	4	1446.3	4211.3	4211.3	2731.0	4211.3	4211.3	0.0	0.0	0.0	35.1	1	79
50	16	5	2311.5	3763.2	3763.2	2416.9	3763.2	3763.2	0.0	0.0	0.0	35.8	1	457
50	25	1	659.3	3232.6	3232.6	2203.8	3232.6	3232.6	0.0	0.0	0.0	31.8	1	1506
50	25	2	399.7	4323.0	4323.0	3295.5	4323.0	4323.0	0.0	0.0	0.0	23.8	1	1
50	25	3	952.9	3557.9	3557.9	2560.5	3557.9	3557.9	0.0	0.0	0.0	28.0	1	92
50	25	4	383.8	3606.2	3606.2	2411.6	3606.2	3606.2	0.0	0.0	0.0	33.1	1	1
50	25	5	244.2	3670.8	3670.8	2718.2	3670.8	3670.8	0.0	0.0	0.0	26.0	1	1

Table 17: Summary results table for model OMT F1 KM

N	p	#	CPU	GBUR	GBUL	GUBL	GUL	nod
20	5	5	6.5	37.0	0.0	0.0	0.0	243
20	6	5	2.6	35.0	0.0	0.0	0.0	1
20	10	5	2.1	28.5	0.0	0.0	0.0	1
30	7	5	94.3	39.6	0.0	0.0	0.0	687
30	10	5	46.4	33.1	0.0	0.0	0.0	22
30	15	5	31.9	32.6	0.0	0.0	0.0	477
40	10	5	370.6	33.3	0.0	0.0	0.0	756
40	13	5	165.4	35.4	0.0	0.0	0.0	422
40	20	5	84.3	28.6	0.0	0.0	0.0	581
50	12	5	1414.4	35.8	0.0	0.0	0.0	1035
50	16	5	1460.9	35.7	0.0	0.0	0.0	377
50	25	5	528.0	28.5	0.0	0.0	0.0	320

Table 18: Instances results table for model OMT F1 Subelim (1)

N	p	ins	CPU	objU	objL	objR	BobjU	BobjL	gUL	gBUL	gUBL	gBUR	opt	nod
20	5	1	36.1	15831.2	15831.2	8678.2	15831.2	15831.2	0.0	0.0	0.0	45.2	1	6659
20	5	2	29.7	16273.0	16273.0	11464.7	16273.0	16273.0	0.0	0.0	0.0	29.6	1	1266
20	5	3	30.6	15039.1	15039.1	8966.5	15039.1	15039.1	0.0	0.0	0.0	40.4	1	1380
20	5	4	20.0	9076.2	9076.2	5449.0	9076.2	9076.2	0.0	0.0	0.0	40.0	1	1529
20	5	5	31.7	16943.6	16943.6	11867.1	16943.6	16943.6	0.0	0.0	0.0	30.0	1	1359
20	6	1	33.7	11799.8	11799.8	7620.6	11799.8	11799.8	0.0	0.0	0.0	35.4	1	1469
20	6	2	30.8	10378.3	10378.3	8736.0	10378.3	10378.3	0.0	0.0	0.0	15.8	1	2764
20	6	3	32.4	13783.0	13783.0	8642.1	13783.0	13783.0	0.0	0.0	0.0	37.3	1	1531
20	6	4	15.7	11089.8	11089.8	7071.6	11089.8	11089.8	0.0	0.0	0.0	36.2	1	1141
20	6	5	35.3	15803.0	15803.0	7825.1	15803.0	15803.0	0.0	0.0	0.0	50.5	1	2982
20	10	1	47.1	9207.7	9207.7	7443.9	9207.7	9207.7	0.0	0.0	0.0	19.2	1	16153
20	10	2	32.0	11886.0	11886.0	7781.0	11886.0	11886.0	0.0	0.0	0.0	34.5	1	6799
20	10	3	72.1	7939.7	7939.7	6073.0	7939.7	7939.7	0.0	0.0	0.0	23.5	1	14759
20	10	4	41.0	11611.6	11611.6	7807.7	11611.6	11611.6	0.0	0.0	0.0	32.8	1	8109
20	10	5	3.7	5916.7	5916.7	3873.3	5916.7	5916.7	0.0	0.0	0.0	34.5	1	402
30	7	1	1041.5	9820.7	9820.7	4913.7	9820.7	9820.7	0.0	0.0	0.0	50.0	1	43330
30	7	2	399.5	9760.4	9760.4	5869.8	9760.4	9760.4	0.0	0.0	0.0	39.9	1	6409
30	7	3	1273.6	8878.4	8878.4	6348.0	8878.4	8878.4	0.0	0.0	0.0	28.5	1	72618
30	7	4	584.9	10789.6	10789.6	6956.1	10789.6	10789.6	0.0	0.0	0.0	35.5	1	19668
30	7	5	1202.0	8353.7	8353.7	4669.8	8353.7	8353.7	0.0	0.0	0.0	44.1	1	38723
30	10	1	573.3	7157.8	7157.8	4558.6	7157.8	7157.8	0.0	0.0	0.0	36.3	1	42662
30	10	2	309.2	5659.9	5659.9	4067.0	5659.9	5659.9	0.0	0.0	0.0	28.1	1	12822
30	10	3	791.8	5785.0	5785.0	3745.2	5785.0	5785.0	0.0	0.0	0.0	35.3	1	29386
30	10	4	314.6	8222.6	8222.6	5750.3	8222.6	8222.6	0.0	0.0	0.0	30.1	1	7246
30	10	5	3280.0	8629.8	8629.8	5544.5	8629.8	8629.8	0.0	0.0	0.0	35.8	1	130070
30	15	1	3600.1	7411.8	5185.6	3267.5	5830.1	5830.1	30.0	11.1	21.3	44.0	0	262838
30	15	2	1085.2	6643.1	6643.1	4068.3	6643.1	6643.1	0.0	0.0	0.0	38.8	1	76918
30	15	3	1212.8	4738.8	4738.8	3070.2	4738.8	4738.8	0.0	0.0	0.0	35.2	1	87663
30	15	4	190.8	6263.4	6263.4	4609.0	6263.4	6263.4	0.0	0.0	0.0	26.4	1	16272
30	15	5	92.2	5780.3	5780.3	4582.8	5780.3	5780.3	0.0	0.0	0.0	20.7	1	1848
40	10	1	3600.1	11082.9	7426.0	5513.9	7593.1	7593.1	33.0	2.2	31.5	27.4	0	71331
40	10	2	2967.5	6331.4	6331.4	3884.9	6331.4	6331.4	0.0	0.0	0.0	38.6	1	61778
40	10	3	3600.3	16421.0	5905.9	4374.9	6035.9	6035.9	64.0	2.2	63.2	27.5	0	56555
40	10	4	835.1	5222.7	5222.7	3676.7	5222.7	5222.7	0.0	0.0	0.0	29.6	1	13876
40	10	5	3600.1	11229.2	5187.3	3593.4	6342.8	6342.8	53.8	18.2	43.5	43.4	0	85011
40	13	1	3600.1	7126.7	5734.3	4092.9	5995.2	5995.2	19.5	4.3	15.9	31.7	0	100449
40	13	2	3600.3	8301.5	5414.2	4280.9	5614.9	5614.9	34.8	3.6	32.4	23.8	0	80781
40	13	3	3600.1	9177.9	5870.9	3675.2	6645.0	6645.0	36.0	11.7	27.6	44.7	0	97251
40	13	4	3600.1	51914.7	5057.1	3069.5	5205.9	5205.9	90.3	2.9	90.0	41.0	0	28253
40	13	5	3600.1	62771.8	5609.8	4354.2	6808.1	6808.1	91.1	17.6	89.2	36.0	0	51966
40	20	1	3600.1	24787.6	4816.1	3793.6	5338.2	5338.2	80.6	9.8	78.5	28.9	0	155069
40	20	2	1588.4	3413.4	3413.4	2372.8	3413.4	3413.4	0.0	0.0	0.0	30.5	1	54269
40	20	3	3600.3	9605.2	4001.3	3012.1	4319.0	4319.0	58.3	7.4	55.0	30.3	0	106124
40	20	4	3600.1	58546.2	4924.7	3834.2	5206.5	5206.5	91.6	5.4	91.1	26.4	0	308848
40	20	5	3600.1	4967.9	4046.9	3044.4	4159.4	4159.4	18.5	2.7	16.3	26.8	0	78472
50	12	1	3600.6	48709.2	5913.3	4500.3	6242.6	6242.6	87.9	5.3	87.2	27.9	0	20782
50	12	2	3600.3	46468.8	5468.9	3372.3	5594.1	5594.1	88.2	2.2	88.0	39.7	0	3215
50	12	3	3600.2	36603.8	6152.4	4310.6	6430.1	6430.1	83.2	4.3	82.4	33.0	0	16193
50	12	4	3600.2	55618.2	4410.9	3130.6	4743.8	4743.8	92.1	7.0	91.5	34.0	0	8253
50	12	5	3600.3	51481.9	5222.5	3049.1	5500.1	5500.1	89.9	5.0	89.3	44.6	0	5462
50	16	1	3600.2	53634.5	5135.5	3630.9	5137.0	5137.0	90.4	0.0	90.4	29.3	0	20557
50	16	2	3600.2	45603.5	3128.7	1945.6	3309.4	3309.4	93.1	5.5	92.7	41.2	0	32720
50	16	3	3600.2	68427.6	5355.7	3403.9	5399.2	5399.2	92.2	0.8	92.1	37.0	0	5968
50	16	4	3600.5	60214.6	4106.7	2731.0	4211.3	4211.3	93.2	2.5	93.0	35.1	0	17632
50	16	5	3600.6	52061.3	3371.3	2416.9	3763.2	3763.2	93.5	10.4	92.8	35.8	0	20693
50	25	1	3600.3	52461.6	3170.7	2203.8	3232.6	3232.6	94.0	1.9	93.8	31.8	0	42067
50	25	2	3600.5	56029.2	4085.1	3287.8	4323.0	4323.0	92.7	5.5	92.3	23.9	0	39164
50	25	3	3600.6	6648.4	3363.0	2560.5	3557.9	3557.9	49.4	5.5	46.5	28.0	0	68536
50	25	4	3600.5	49901.8	3296.0	2401.7	3606.2	3606.2	93.4	8.6	92.8	33.4	0	21395
50	25	5	3600.1	50585.4	3665.1	2718.2	3670.8	3670.8	92.8	0.1	92.7	26.0	0	21185

Table 19: Summary results table for model OMT F1 Subelim (1)

N	p	#	CPU	GBUR	GBUL	GUBL	GUL	nod
20	5	5	29.6	37.0	0.0	0.0	0.0	2439
20	6	5	29.6	35.0	0.0	0.0	0.0	1977
20	10	5	39.2	28.9	0.0	0.0	0.0	9244
30	7	5	900.3	39.6	0.0	0.0	0.0	36150
30	10	5	1053.8	33.1	0.0	0.0	0.0	44437
30	15	4	1236.2	33.0	2.2	4.3	6.0	89108
40	10	2	2920.6	33.3	4.5	27.6	30.2	57710
40	13	0	3600.1	35.4	8.0	51.0	54.3	71740
40	20	1	3197.8	28.6	5.1	48.2	49.8	140556
50	12	0	3600.3	35.8	4.8	87.7	88.3	10781
50	16	0	3600.3	35.7	3.8	92.2	92.5	19514
50	25	0	3600.4	28.6	4.3	83.6	84.5	38469

Table 20: Instances results table for model OMT F1 Subelim (2)

N	p	ins	CPU	objU	objL	objR	BobjU	BobjL	gUL	gBUL	gUBL	gBUR	opt	nod
20	5	1	62.8	15831.2	15831.2	8678.2	15831.2	15831.2	0.0	0.0	0.0	45.2	1	10033
20	5	2	29.3	16273.0	16273.0	11464.7	16273.0	16273.0	0.0	0.0	0.0	29.6	1	1266
20	5	3	30.9	15039.1	15039.1	8966.5	15039.1	15039.1	0.0	0.0	0.0	40.4	1	1485
20	5	4	19.7	9076.2	9076.2	5449.0	9076.2	9076.2	0.0	0.0	0.0	40.0	1	1529
20	5	5	31.8	16943.6	16943.6	11867.1	16943.6	16943.6	0.0	0.0	0.0	30.0	1	1359
20	6	1	33.7	11799.8	11799.8	7620.6	11799.8	11799.8	0.0	0.0	0.0	35.4	1	1469
20	6	2	30.5	10378.3	10378.3	8736.0	10378.3	10378.3	0.0	0.0	0.0	15.8	1	2764
20	6	3	30.4	13783.0	13783.0	8642.1	13783.0	13783.0	0.0	0.0	0.0	37.3	1	1725
20	6	4	24.3	11089.8	11089.8	7071.6	11089.8	11089.8	0.0	0.0	0.0	36.2	1	1949
20	6	5	38.5	15803.0	15803.0	7825.1	15803.0	15803.0	0.0	0.0	0.0	50.5	1	4837
20	10	1	29.9	9207.7	9207.7	7443.9	9207.7	9207.7	0.0	0.0	0.0	19.2	1	6542
20	10	2	242.1	11886.0	11886.0	7781.0	11886.0	11886.0	0.0	0.0	0.0	34.5	1	52872
20	10	3	28.7	7939.7	7939.7	6073.0	7939.7	7939.7	0.0	0.0	0.0	23.5	1	1788
20	10	4	29.2	11611.6	11611.6	7807.7	11611.6	11611.6	0.0	0.0	0.0	32.8	1	3813
20	10	5	5.5	5916.7	5916.7	3873.3	5916.7	5916.7	0.0	0.0	0.0	34.5	1	649
30	7	1	2008.3	9820.7	9820.7	4913.7	9820.7	9820.7	0.0	0.0	0.0	50.0	1	92678
30	7	2	399.3	9760.4	9760.4	5869.8	9760.4	9760.4	0.0	0.0	0.0	39.9	1	6409
30	7	3	633.8	8878.4	8878.4	6348.0	8878.4	8878.4	0.0	0.0	0.0	28.5	1	18833
30	7	4	440.0	10789.6	10789.6	6956.1	10789.6	10789.6	0.0	0.0	0.0	35.5	1	15674
30	7	5	1757.2	8353.7	8353.7	4669.8	8353.7	8353.7	0.0	0.0	0.0	44.1	1	79825
30	10	1	459.5	7157.8	7157.8	4558.6	7157.8	7157.8	0.0	0.0	0.0	36.3	1	24823
30	10	2	338.7	5659.9	5659.9	4067.0	5659.9	5659.9	0.0	0.0	0.0	28.1	1	14349
30	10	3	953.5	5785.0	5785.0	3745.2	5785.0	5785.0	0.0	0.0	0.0	35.3	1	32681
30	10	4	951.5	8222.6	8222.6	5750.3	8222.6	8222.6	0.0	0.0	0.0	30.1	1	36828
30	10	5	1874.2	8629.8	8629.8	5544.5	8629.8	8629.8	0.0	0.0	0.0	35.8	1	100105
30	15	1	1965.7	5830.1	5830.1	3267.5	5830.1	5830.1	0.0	0.0	0.0	44.0	1	129670
30	15	2	575.3	6643.1	6643.1	4068.3	6643.1	6643.1	0.0	0.0	0.0	38.8	1	18158
30	15	3	336.3	4738.8	4738.8	3070.2	4738.8	4738.8	0.0	0.0	0.0	35.2	1	15229
30	15	4	143.4	6263.4	6263.4	4609.0	6263.4	6263.4	0.0	0.0	0.0	26.4	1	5491
30	15	5	92.1	5780.3	5780.3	4582.8	5780.3	5780.3	0.0	0.0	0.0	20.7	1	1914
40	10	1	3600.2	65663.8	7393.5	5513.9	7593.1	7593.1	88.7	2.6	88.4	27.4	0	51770
40	10	2	2689.2	6331.4	6331.4	3884.9	6331.4	6331.4	0.0	0.0	0.0	38.6	1	48750
40	10	3	3600.1	8473.7	5905.9	4374.9	6035.9	6035.9	30.3	2.2	28.8	27.5	0	62421
40	10	4	3600.1	68551.7	5181.8	3676.7	5222.7	5222.7	92.4	0.8	92.4	29.6	0	89526
40	10	5	3600.3	10656.6	5187.3	3593.4	6342.8	6342.8	51.3	18.2	40.5	43.4	0	63930
40	13	1	3600.2	9691.8	5737.9	4092.9	5995.2	5995.2	40.8	4.3	38.1	31.7	0	112071
40	13	2	3600.2	20859.4	5414.2	4280.9	5614.9	5614.9	74.0	3.6	73.1	23.8	0	44921
40	13	3	3600.1	11236.4	5872.7	3675.2	6645.0	6645.0	47.7	11.6	40.9	44.7	0	94382
40	13	4	3600.5	51914.7	5057.1	3069.5	5205.9	5205.9	90.3	2.9	90.0	41.0	0	35238
40	13	5	3600.1	62771.8	5609.0	4354.2	6808.1	6808.1	91.1	17.6	89.2	36.0	0	50585
40	20	1	3600.1	7872.5	4999.4	3793.6	5338.2	5338.2	36.5	6.3	32.2	28.9	0	154692
40	20	2	3600.5	4726.3	3407.9	2372.8	3413.4	3413.4	27.9	0.2	27.8	30.5	0	103463
40	20	3	3600.1	9321.2	4117.2	3012.1	4319.0	4319.0	55.8	4.7	53.7	30.3	0	95876
40	20	4	2693.2	5206.5	5206.5	3834.2	5206.5	5206.5	0.0	0.0	0.0	26.4	1	130127
40	20	5	3600.3	4971.0	4092.2	3044.4	4159.4	4159.4	17.7	1.6	16.3	26.8	0	75724
50	12	1	3600.6	48709.2	5913.3	4500.3	6242.6	6242.6	87.9	5.3	87.2	27.9	0	20782
50	12	2	3600.2	46468.8	5468.9	3372.3	5594.1	5594.1	88.2	2.2	88.0	39.7	0	3215
50	12	3	3600.3	36603.8	6152.4	4310.6	6430.1	6430.1	83.2	4.3	82.4	33.0	0	16193
50	12	4	3600.3	55618.2	4410.9	3130.6	4743.8	4743.8	92.1	7.0	91.5	34.0	0	8635
50	12	5	3600.2	51481.9	5222.5	3049.1	5500.1	5500.1	89.9	5.0	89.3	44.6	0	5460
50	16	1	3600.2	53634.5	5135.5	3630.9	5137.0	5137.0	90.4	0.0	90.4	29.3	0	20516
50	16	2	3600.4	45603.5	3128.7	1945.6	3309.4	3309.4	93.1	5.5	92.7	41.2	0	43451
50	16	3	3600.2	68427.6	5355.7	3403.9	5399.2	5399.2	92.2	0.8	92.1	37.0	0	5968
50	16	4	3600.2	60214.6	4109.8	2731.0	4211.3	4211.3	93.2	2.4	93.0	35.1	0	17073
50	16	5	3600.4	52061.3	3371.3	2416.9	3763.2	3763.2	93.5	10.4	92.8	35.8	0	20693
50	25	1	3600.2	52461.6	3170.7	2203.8	3232.6	3232.6	94.0	1.9	93.8	31.8	0	39476
50	25	2	3600.2	56029.2	4088.1	3287.8	4323.0	4323.0	92.7	5.4	92.3	23.9	0	40473
50	25	3	3600.7	44848.2	3342.9	2560.5	3557.9	3557.9	92.6	6.0	92.1	28.0	0	67358
50	25	4	3600.1	49901.8	3296.0	2401.7	3606.2	3606.2	93.4	8.6	92.8	33.4	0	21399
50	25	5	3600.2	50585.4	3665.1	2718.2	3670.8	3670.8	92.8	0.1	92.7	26.0	0	21189

Table 21: Summary results table for model OMT F1 Subelim (2)

N	p	#	CPU	GBUR	GBUL	GUBL	GUL	nod
20	5	5	34.9	37.0	0.0	0.0	0.0	3134
20	6	5	31.5	35.0	0.0	0.0	0.0	2549
20	10	5	67.1	28.9	0.0	0.0	0.0	13133
30	7	5	1047.7	39.6	0.0	0.0	0.0	42684
30	10	5	915.5	33.1	0.0	0.0	0.0	41757
30	15	5	622.6	33.0	0.0	0.0	0.0	34092
40	10	1	3418.0	33.3	4.8	50.0	52.5	63279
40	13	0	3600.2	35.4	8.0	66.3	68.8	67439
40	20	1	3418.8	28.6	2.6	26.0	27.6	111976
50	12	0	3600.3	35.8	4.8	87.7	88.3	10857
50	16	0	3600.3	35.7	3.8	92.2	92.5	21540
50	25	0	3600.3	28.6	4.4	92.7	93.1	37979

Table 22: Instances results table for model OMT F2 MTZ

N	p	ins	CPU	objU	objL	objR	BobjU	BobjL	gUL	gBUL	gUBL	gBUR	opt	nod
20	5	1	6.4	15831.2	15831.2	11628.1	15831.2	15831.2	0.0	0.0	0.0	26.6	1	550
20	5	2	7.3	16273.0	16273.0	13320.5	16273.0	16273.0	0.0	0.0	0.0	18.1	1	156
20	5	3	14.8	15039.1	15039.1	11682.6	15039.1	15039.1	0.0	0.0	0.0	22.3	1	3356
20	5	4	7.9	9076.2	9076.2	6951.0	9076.2	9076.2	0.0	0.0	0.0	23.4	1	1
20	5	5	1.5	16943.6	16943.6	14127.3	16943.6	16943.6	0.0	0.0	0.0	16.6	1	1
20	6	1	3.1	11799.8	11799.8	10139.9	11799.8	11799.8	0.0	0.0	0.0	14.1	1	1
20	6	2	0.8	10378.3	10378.3	10220.2	10378.3	10378.3	0.0	0.0	0.0	1.5	1	1
20	6	3	6.3	13783.0	13783.0	12124.6	13783.0	13783.0	0.0	0.0	0.0	12.0	1	151
20	6	4	6.1	11089.8	11089.8	9567.5	11089.8	11089.8	0.0	0.0	0.0	13.7	1	63
20	6	5	15.6	15803.0	15803.0	12384.4	15803.0	15803.0	0.0	0.0	0.0	21.6	1	912
20	10	1	6.0	9207.7	9207.7	8481.8	9207.7	9207.7	0.0	0.0	0.0	7.9	1	140
20	10	2	7.8	11886.0	11886.0	9942.8	11886.0	11886.0	0.0	0.0	0.0	16.4	1	539
20	10	3	0.9	7939.7	7939.7	7170.1	7939.7	7939.7	0.0	0.0	0.0	9.7	1	1
20	10	4	1.5	11611.6	11611.6	10733.5	11611.6	11611.6	0.0	0.0	0.0	7.6	1	1
20	10	5	1.4	5916.7	5916.7	5785.7	5916.7	5916.7	0.0	0.0	0.0	2.2	1	1
30	7	1	55.9	9820.7	9820.7	7350.6	9820.7	9820.7	0.0	0.0	0.0	25.1	1	538
30	7	2	58.7	9760.4	9760.4	7335.1	9760.4	9760.4	0.0	0.0	0.0	24.9	1	47
30	7	3	89.0	8878.4	8878.4	7474.4	8878.4	8878.4	0.0	0.0	0.0	15.8	1	1275
30	7	4	71.4	10789.6	10789.6	9136.9	10789.6	10789.6	0.0	0.0	0.0	15.3	1	859
30	7	5	63.1	8353.7	8353.7	6494.0	8353.7	8353.7	0.0	0.0	0.0	22.3	1	1
30	10	1	14.1	7157.8	7157.8	6407.9	7157.8	7157.8	0.0	0.0	0.0	10.5	1	1
30	10	2	62.6	5659.9	5659.9	5337.0	5659.9	5659.9	0.0	0.0	0.0	5.7	1	1275
30	10	3	28.8	5785.0	5785.0	5107.6	5785.0	5785.0	0.0	0.0	0.0	11.7	1	327
30	10	4	44.9	8222.6	8222.6	7446.2	8222.6	8222.6	0.0	0.0	0.0	9.4	1	1312
30	10	5	77.9	8629.8	8629.4	7221.3	8629.8	8629.8	0.0	0.0	0.0	16.3	1	1320
30	15	1	273.6	5830.1	5830.1	4986.6	5830.1	5830.1	0.0	0.0	0.0	14.5	1	14081
30	15	2	15.5	6643.1	6643.1	6042.6	6643.1	6643.1	0.0	0.0	0.0	9.0	1	73
30	15	3	4.9	4738.8	4738.8	4460.1	4738.8	4738.8	0.0	0.0	0.0	5.9	1	1
30	15	4	9.2	6263.4	6263.4	6028.6	6263.4	6263.4	0.0	0.0	0.0	3.8	1	1
30	15	5	10.8	5780.3	5780.3	5553.1	5780.3	5780.3	0.0	0.0	0.0	3.9	1	1
40	10	1	356.6	7593.1	7593.1	6262.6	7593.1	7593.1	0.0	0.0	0.0	17.5	1	364
40	10	2	133.0	6331.4	6331.4	5182.2	6331.4	6331.4	0.0	0.0	0.0	18.1	1	32
40	10	3	318.4	6035.9	6035.9	5381.9	6035.9	6035.9	0.0	0.0	0.0	10.8	1	679
40	10	4	203.4	5222.7	5222.7	4277.0	5222.7	5222.7	0.0	0.0	0.0	18.1	1	414
40	10	5	2168.9	6342.8	6342.8	4806.5	6342.8	6342.8	0.0	0.0	0.0	24.2	1	3245
40	13	1	108.0	5995.2	5995.2	5383.0	5995.2	5995.2	0.0	0.0	0.0	10.2	1	11
40	13	2	87.8	5614.9	5614.9	5015.9	5614.9	5614.9	0.0	0.0	0.0	10.7	1	1
40	13	3	1857.7	6645.0	6645.0	5349.0	6645.0	6645.0	0.0	0.0	0.0	19.5	1	9022
40	13	4	1408.2	5205.9	5205.9	4339.3	5205.9	5205.9	0.0	0.0	0.0	16.6	1	3815
40	13	5	3600.2	7090.5	6443.3	5407.1	6808.1	6808.1	9.1	5.4	4.0	20.6	0	8373
40	20	1	61.1	5338.2	5338.2	4950.8	5338.2	5338.2	0.0	0.0	0.0	7.3	1	1329
40	20	2	14.0	3413.4	3413.4	3281.9	3413.4	3413.4	0.0	0.0	0.0	3.9	1	1
40	20	3	12.0	4319.0	4319.0	3920.0	4319.0	4319.0	0.0	0.0	0.0	9.2	1	1
40	20	4	84.8	5206.5	5206.5	4840.7	5206.5	5206.5	0.0	0.0	0.0	7.0	1	1294
40	20	5	45.7	4159.4	4159.4	3914.4	4159.4	4159.4	0.0	0.0	0.0	5.9	1	1
50	12	1	559.2	6242.6	6242.6	5372.8	6242.6	6242.6	0.0	0.0	0.0	13.9	1	1738
50	12	2	1404.0	5594.1	5594.1	4364.8	5594.1	5594.1	0.0	0.0	0.0	22.0	1	138
50	12	3	3601.0	9421.6	6324.5	5423.1	6430.1	6430.1	32.9	1.6	31.8	15.7	0	1096
50	12	4	3344.6	4743.8	4743.8	3810.8	4743.8	4743.8	0.0	0.0	0.0	19.7	1	2378
50	12	5	3600.2	8654.7	5363.4	4448.5	5500.1	5500.1	38.0	2.5	36.5	19.1	0	1486
50	16	1	1460.5	5137.0	5137.0	4584.6	5137.0	5137.0	0.0	0.0	0.0	10.8	1	292
50	16	2	1693.2	3309.4	3309.4	2935.0	3309.4	3309.4	0.0	0.0	0.0	11.3	1	239
50	16	3	1134.4	5399.2	5399.2	4722.0	5399.2	5399.2	0.0	0.0	0.0	12.5	1	1078
50	16	4	752.8	4211.3	4211.3	3616.9	4211.3	4211.3	0.0	0.0	0.0	14.1	1	733
50	16	5	3600.3	4269.5	3711.7	3168.1	3763.2	3763.2	13.1	1.4	11.9	15.8	0	487
50	25	1	88.5	3232.6	3232.6	3097.2	3232.6	3232.6	0.0	0.0	0.0	4.2	1	1
50	25	2	375.2	4323.0	4323.0	4073.8	4323.0	4323.0	0.0	0.0	0.0	5.8	1	1525
50	25	3	113.6	3557.9	3557.9	3335.2	3557.9	3557.9	0.0	0.0	0.0	6.3	1	310
50	25	4	260.7	3606.2	3606.2	3184.5	3606.2	3606.2	0.0	0.0	0.0	11.7	1	932
50	25	5	45.5	3670.8	3670.8	3536.6	3670.8	3670.8	0.0	0.0	0.0	3.6	1	1

Table 23: Summary results table for model OMT F2 MTZ

N	p	#	CPU	GBUR	GBUL	GUBL	GUL	nod
20	5	5	7.6	21.4	0.0	0.0	0.0	813
20	6	5	6.4	12.6	0.0	0.0	0.0	226
20	10	5	3.5	8.8	0.0	0.0	0.0	136
30	7	5	67.6	20.7	0.0	0.0	0.0	544
30	10	5	45.7	10.7	0.0	0.0	0.0	847
30	15	5	62.8	7.4	0.0	0.0	0.0	2831
40	10	5	636.1	17.7	0.0	0.0	0.0	947
40	13	4	1412.4	15.5	1.1	0.8	1.8	4244
40	20	5	43.5	6.7	0.0	0.0	0.0	525
50	12	3	2501.8	18.1	0.8	13.7	14.2	1367
50	16	4	1728.2	12.9	0.3	2.4	2.6	566
50	25	5	176.7	6.3	0.0	0.0	0.0	554

Table 24: Instances results table for model OMT F2 Flow

N	p	ins	CPU	objU	objL	objR	BobjU	BobjL	gUL	gBUL	gUBL	gBUR	opt	nod
20	5	1	48.0	15831.2	15831.2	11628.1	15831.2	15831.2	0.0	0.0	0.0	26.6	1	7231
20	5	2	9.6	16273.0	16273.0	13320.5	16273.0	16273.0	0.0	0.0	0.0	18.1	1	907
20	5	3	9.2	15039.1	15039.1	11682.6	15039.1	15039.1	0.0	0.0	0.0	22.3	1	736
20	5	4	7.4	9076.2	9076.2	6951.0	9076.2	9076.2	0.0	0.0	0.0	23.4	1	541
20	5	5	1.3	16943.6	16943.6	14127.3	16943.6	16943.6	0.0	0.0	0.0	16.6	1	1
20	6	1	2.3	11799.8	11799.8	10139.9	11799.8	11799.8	0.0	0.0	0.0	14.1	1	1
20	6	2	0.4	10378.3	10378.3	10220.2	10378.3	10378.3	0.0	0.0	0.0	1.5	1	1
20	6	3	9.3	13783.0	13783.0	12203.8	13783.0	13783.0	0.0	0.0	0.0	11.5	1	381
20	6	4	4.5	11089.8	11089.8	9566.4	11089.8	11089.8	0.0	0.0	0.0	13.7	1	1
20	6	5	9.3	15803.0	15803.0	12384.4	15803.0	15803.0	0.0	0.0	0.0	21.6	1	1
20	10	1	4.1	9207.7	9207.7	8445.0	9207.7	9207.7	0.0	0.0	0.0	8.3	1	1146
20	10	2	175.1	11886.0	11886.0	9379.9	11886.0	11886.0	0.0	0.0	0.0	21.1	1	31017
20	10	3	4.0	7939.7	7939.7	7186.5	7939.7	7939.7	0.0	0.0	0.0	9.5	1	103
20	10	4	5.0	11611.6	11611.6	10680.8	11611.6	11611.6	0.0	0.0	0.0	8.0	1	1
20	10	5	2.9	5916.7	5916.7	5785.7	5916.7	5916.7	0.0	0.0	0.0	2.2	1	1
30	7	1	328.0	9820.7	9820.7	7350.6	9820.7	9820.7	0.0	0.0	0.0	25.1	1	3593
30	7	2	75.0	9760.4	9760.4	7335.1	9760.4	9760.4	0.0	0.0	0.0	24.9	1	110
30	7	3	62.7	8878.4	8878.4	7474.4	8878.4	8878.4	0.0	0.0	0.0	15.8	1	1144
30	7	4	169.0	10789.6	10789.6	9136.9	10789.6	10789.6	0.0	0.0	0.0	15.3	1	3611
30	7	5	454.0	8353.7	8353.7	6494.0	8353.7	8353.7	0.0	0.0	0.0	22.3	1	3966
30	10	1	25.5	7157.8	7157.8	6352.1	7157.8	7157.8	0.0	0.0	0.0	11.3	1	684
30	10	2	11.1	5659.9	5659.9	5354.1	5659.9	5659.9	0.0	0.0	0.0	5.4	1	1
30	10	3	30.5	5785.0	5785.0	5105.0	5785.0	5785.0	0.0	0.0	0.0	11.8	1	774
30	10	4	66.3	8222.6	8222.6	7443.9	8222.6	8222.6	0.0	0.0	0.0	9.5	1	2095
30	10	5	423.9	8629.8	8629.8	7162.5	8629.8	8629.8	0.0	0.0	0.0	17.0	1	25637
30	15	1	87.8	5830.1	5830.1	4596.1	5830.1	5830.1	0.0	0.0	0.0	21.2	1	5818
30	15	2	41.8	6643.1	6643.1	5800.6	6643.1	6643.1	0.0	0.0	0.0	12.7	1	2965
30	15	3	15.2	4738.8	4738.8	4567.9	4738.8	4738.8	0.0	0.0	0.0	3.6	1	290
30	15	4	9.6	6263.4	6263.4	6032.0	6263.4	6263.4	0.0	0.0	0.0	3.7	1	1
30	15	5	5.0	5780.3	5780.3	5553.1	5780.3	5780.3	0.0	0.0	0.0	3.9	1	250
40	10	1	2895.2	7593.1	7593.1	6132.0	7593.1	7593.1	0.0	0.0	0.0	19.2	1	9071
40	10	2	961.3	6331.4	6331.4	5154.8	6331.4	6331.4	0.0	0.0	0.0	18.6	1	3341
40	10	3	21.7	6035.9	6035.9	5374.0	6035.9	6035.9	0.0	0.0	0.0	11.0	1	191
40	10	4	86.6	5222.7	5222.7	4269.9	5222.7	5222.7	0.0	0.0	0.0	18.2	1	3435
40	10	5	3600.1	6650.1	6650.1	5528.7	6650.1	6650.1	16.9	12.8	4.6	26.9	0	9136
40	13	1	994.5	5995.2	5995.2	5332.7	5995.2	5995.2	0.0	0.0	0.0	11.1	1	13377
40	13	2	162.2	5614.9	5614.9	5015.3	5614.9	5614.9	0.0	0.0	0.0	10.7	1	2239
40	13	3	3600.1	6895.7	6895.7	5969.8	6895.7	6895.7	13.4	10.2	3.6	20.5	0	21115
40	13	4	3600.1	5530.8	5530.8	4306.7	5530.8	5530.8	6.1	0.2	5.9	17.3	0	21139
40	13	5	3600.3	6903.2	6903.2	5107.6	6903.2	6903.2	15.1	13.9	1.4	25.0	0	10229
40	20	1	83.8	5338.2	5338.2	4643.5	5338.2	5338.2	0.0	0.0	0.0	13.0	1	2518
40	20	2	56.5	3413.4	3413.4	3244.0	3413.4	3413.4	0.0	0.0	0.0	5.0	1	1153
40	20	3	138.4	4319.0	4319.0	3920.3	4319.0	4319.0	0.0	0.0	0.0	9.2	1	1605
40	20	4	196.8	5206.5	5206.5	4816.2	5206.5	5206.5	0.0	0.0	0.0	7.5	1	3385
40	20	5	97.2	4159.4	4159.4	3888.2	4159.4	4159.4	0.0	0.0	0.0	6.5	1	1556
50	12	1	3600.7	6734.5	6734.5	5333.2	6734.5	6734.5	11.2	4.2	7.3	14.6	0	1649
50	12	2	3600.3	7649.4	7649.4	5478.5	7649.4	7649.4	28.4	2.1	26.9	22.4	0	1235
50	12	3	3600.2	7609.0	7609.0	6205.8	7609.0	7609.0	18.4	3.5	15.5	16.0	0	1531
50	12	4	3600.2	5433.5	5433.5	4483.5	5433.5	5433.5	17.5	5.5	12.7	19.7	0	1246
50	12	5	3600.2	9640.8	9640.8	5260.4	9640.8	9640.8	45.4	4.4	43.0	19.3	0	1357
50	16	1	1430.9	5137.0	5137.0	4584.2	5137.0	5137.0	0.0	0.0	0.0	10.8	1	995
50	16	2	2145.8	3309.4	3309.4	2893.7	3309.4	3309.4	0.0	0.0	0.0	12.6	1	6566
50	16	3	3600.2	6011.9	6011.9	5356.6	6011.9	6011.9	10.9	0.8	10.2	13.4	0	1395
50	16	4	1821.2	4211.3	4211.3	3605.4	4211.3	4211.3	0.0	0.0	0.0	14.4	1	5099
50	16	5	3600.2	3950.8	3950.8	3481.6	3950.8	3950.8	11.9	7.5	4.8	17.7	0	4794
50	25	1	145.0	3232.6	3232.6	3091.5	3232.6	3232.6	0.0	0.0	0.0	4.4	1	3479
50	25	2	1813.7	4323.0	4323.0	3999.1	4323.0	4323.0	0.0	0.0	0.0	7.5	1	34045
50	25	3	752.1	3557.9	3557.9	3300.9	3557.9	3557.9	0.0	0.0	0.0	7.2	1	10229
50	25	4	3600.3	3606.2	3606.2	3469.1	3606.2	3606.2	3.8	3.8	0.0	12.3	0	32389
50	25	5	90.1	3670.8	3670.8	3536.6	3670.8	3670.8	0.0	0.0	0.0	3.6	1	1373

Table 25: Summary results table for model OMT F2 Flow

N	p	#	CPU	GBUR	GBUL	GUBL	GUL	nod
20	5	5	15.1	21.4	0.0	0.0	0.0	1883
20	6	5	5.2	12.5	0.0	0.0	0.0	77
20	10	5	38.2	9.8	0.0	0.0	0.0	6454
30	7	5	217.7	20.7	0.0	0.0	0.0	2485
30	10	5	111.5	11.0	0.0	0.0	0.0	5838
30	15	5	31.9	9.0	0.0	0.0	0.0	1865
40	10	4	1513.0	18.8	2.6	0.9	3.4	5035
40	13	2	2391.4	16.9	4.9	2.2	6.9	13620
40	20	5	114.5	8.2	0.0	0.0	0.0	2043
50	12	0	3600.3	18.4	3.9	21.1	24.2	1404
50	16	3	2519.7	13.8	1.7	3.0	4.6	3770
50	25	4	1280.2	7.0	0.8	0.0	0.8	16303

Table 26: Instances results table for model OMT F2 KM

N	p	ins	CPU	objU	objL	objR	BobjU	BobjL	gUL	gBUL	gUBL	gBUR	opt	nod
20	5	1	12.1	15831.2	15831.2	11820.0	15831.2	15831.2	0.0	0.0	0.0	25.3	1	655
20	5	2	26.6	16273.0	16273.0	13586.0	16273.0	16273.0	0.0	0.0	0.0	16.5	1	53
20	5	3	16.9	15039.1	15039.1	11919.1	15039.1	15039.1	0.0	0.0	0.0	20.8	1	131
20	5	4	35.6	9076.2	9076.2	7166.6	9076.2	9076.2	0.0	0.0	0.0	21.0	1	248
20	5	5	4.1	16943.6	16943.6	14722.7	16943.6	16943.6	0.0	0.0	0.0	13.1	1	1
20	6	1	14.9	11799.8	11799.8	10272.4	11799.8	11799.8	0.0	0.0	0.0	12.9	1	96
20	6	2	2.6	10378.3	10378.3	10378.3	10378.3	10378.3	0.0	0.0	0.0	0.0	1	1
20	6	3	9.4	13783.0	13783.0	12333.7	13783.0	13783.0	0.0	0.0	0.0	10.5	1	1
20	6	4	27.2	11089.8	11089.8	10147.9	11089.8	11089.8	0.0	0.0	0.0	8.5	1	1047
20	6	5	40.4	15803.0	15803.0	12384.4	15803.0	15803.0	0.0	0.0	0.0	21.6	1	1239
20	10	1	9.9	9207.7	9207.7	8820.2	9207.7	9207.7	0.0	0.0	0.0	4.2	1	260
20	10	2	14.4	11886.0	11886.0	10786.3	11886.0	11886.0	0.0	0.0	0.0	9.2	1	40
20	10	3	3.2	7939.7	7939.7	7871.9	7939.7	7939.7	0.0	0.0	0.0	0.8	1	1
20	10	4	4.4	11611.6	11611.6	11366.3	11611.6	11611.6	0.0	0.0	0.0	2.1	1	1
20	10	5	3.3	5916.7	5916.7	5841.1	5916.7	5916.7	0.0	0.0	0.0	1.3	1	1
30	7	1	518.7	9820.7	9820.7	7538.6	9820.7	9820.7	0.0	0.0	0.0	23.2	1	1467
30	7	2	66.0	9760.4	9760.4	7680.2	9760.4	9760.4	0.0	0.0	0.0	21.3	1	1
30	7	3	33.0	8878.4	8878.4	7563.4	8878.4	8878.4	0.0	0.0	0.0	14.8	1	1
30	7	4	78.0	10789.6	10789.6	9295.7	10789.6	10789.6	0.0	0.0	0.0	13.8	1	1
30	7	5	535.7	8353.7	8353.7	6696.7	8353.7	8353.7	0.0	0.0	0.0	19.8	1	886
30	10	1	47.7	7157.8	7157.8	6850.8	7157.8	7157.8	0.0	0.0	0.0	4.3	1	507
30	10	2	53.1	5659.9	5659.9	5423.7	5659.9	5659.9	0.0	0.0	0.0	4.2	1	1
30	10	3	74.1	5785.0	5785.0	5270.8	5785.0	5785.0	0.0	0.0	0.0	8.9	1	1
30	10	4	70.6	8222.6	8222.6	7661.0	8222.6	8222.6	0.0	0.0	0.0	6.8	1	1
30	10	5	259.3	8629.8	8629.8	7494.1	8629.8	8629.8	0.0	0.0	0.0	13.2	1	2021
30	15	1	66.5	5830.1	5830.1	5381.2	5830.1	5830.1	0.0	0.0	0.0	7.7	1	1
30	15	2	55.2	6643.1	6643.1	6445.5	6643.1	6643.1	0.0	0.0	0.0	3.0	1	1
30	15	3	51.4	4738.8	4738.8	4618.7	4738.8	4738.8	0.0	0.0	0.0	2.5	1	1161
30	15	4	62.4	6263.4	6263.4	6134.1	6263.4	6263.4	0.0	0.0	0.0	2.1	1	11
30	15	5	48.2	5780.3	5780.3	5557.1	5780.3	5780.3	0.0	0.0	0.0	3.9	1	1
40	10	1	1846.8	7593.1	7593.1	6655.8	7593.1	7593.1	0.0	0.0	0.0	12.3	1	545
40	10	2	855.0	6331.4	6331.4	5439.2	6331.4	6331.4	0.0	0.0	0.0	14.1	1	105
40	10	3	217.5	6035.9	6035.9	5557.9	6035.9	6035.9	0.0	0.0	0.0	7.9	1	1
40	10	4	256.4	5222.7	5222.7	4557.9	5222.7	5222.7	0.0	0.0	0.0	12.7	1	1
40	10	5	3600.2	7504.7	7504.7	6253.6	7504.7	7504.7	16.7	1.4	15.5	21.4	0	642
40	13	1	1058.9	5995.2	5995.2	5508.8	5995.2	5995.2	0.0	0.0	0.0	8.1	1	302
40	13	2	224.5	5614.9	5614.9	5234.3	5614.9	5614.9	0.0	0.0	0.0	6.8	1	1
40	13	3	3600.5	7633.1	7633.1	6581.2	7633.1	7633.1	13.8	1.0	12.9	16.3	0	402
40	13	4	1132.7	5205.9	5205.9	4459.9	5205.9	5205.9	0.0	0.0	0.0	14.3	1	380
40	13	5	657.9	6808.1	6808.1	5666.4	6808.1	6808.1	0.0	0.0	0.0	16.8	1	100
40	20	1	155.7	5338.2	5338.2	5235.7	5338.2	5338.2	0.0	0.0	0.0	1.9	1	1
40	20	2	177.4	3413.4	3413.4	3346.7	3413.4	3413.4	0.0	0.0	0.0	2.0	1	1
40	20	3	516.4	4319.0	4319.0	4292.2	4319.0	4319.0	0.0	0.0	0.0	0.6	1	129
40	20	4	309.1	5206.5	5206.5	4944.7	5206.5	5206.5	0.0	0.0	0.0	5.0	1	630
40	20	5	198.4	4159.4	4159.4	4025.1	4159.4	4159.4	0.0	0.0	0.0	3.2	1	1
50	12	1	1149.5	6242.6	6242.6	5510.9	6242.6	6242.6	0.0	0.0	0.0	11.7	1	1
50	12	2	3600.2	14331.5	14331.5	5594.1	14331.5	14331.5	61.0	0.0	61.0	19.4	0	24
50	12	3	3600.5	8363.1	8363.1	6394.2	8363.1	8363.1	23.5	0.6	23.1	13.5	0	62
50	12	4	3600.2	8385.7	8385.7	4686.4	8385.7	8385.7	44.1	1.2	43.4	16.0	0	22
50	12	5	1195.4	5500.1	5500.1	4543.1	5500.1	5500.1	0.0	0.0	0.0	17.4	1	1
50	16	1	477.0	5137.0	5137.0	4659.3	5137.0	5137.0	0.0	0.0	0.0	9.3	1	1
50	16	2	516.9	3309.4	3309.4	3003.5	3309.4	3309.4	0.0	0.0	0.0	9.2	1	1
50	16	3	3600.3	5995.8	5995.8	5399.2	5995.8	5995.8	9.9	0.0	9.9	10.2	0	326
50	16	4	778.7	4211.3	4211.3	3690.5	4211.3	4211.3	0.0	0.0	0.0	12.4	1	1
50	16	5	809.3	3763.2	3763.2	3331.9	3763.2	3763.2	0.0	0.0	0.0	11.5	1	1
50	25	1	374.6	3232.6	3232.6	3185.4	3232.6	3232.6	0.0	0.0	0.0	1.5	1	1
50	25	2	563.4	4323.0	4323.0	4157.3	4323.0	4323.0	0.0	0.0	0.0	3.8	1	267
50	25	3	930.3	3557.9	3557.9	3454.3	3557.9	3557.9	0.0	0.0	0.0	2.9	1	995
50	25	4	684.5	3606.2	3606.2	3371.5	3606.2	3606.2	0.0	0.0	0.0	6.5	1	1
50	25	5	363.1	3670.8	3670.8	3590.2	3670.8	3670.8	0.0	0.0	0.0	2.2	1	1

Table 27: Summary results table for model OMT F2 KM

N	p	#	CPU	GBUR	GBUL	GUBL	GUL	nod
20	5	5	19.1	19.3	0.0	0.0	0.0	218
20	6	5	18.9	10.7	0.0	0.0	0.0	477
20	10	5	7.0	3.5	0.0	0.0	0.0	61
30	7	5	246.3	18.6	0.0	0.0	0.0	471
30	10	5	101.0	7.5	0.0	0.0	0.0	506
30	15	5	56.7	3.8	0.0	0.0	0.0	235
40	10	4	1355.2	13.7	0.3	3.1	3.3	259
40	13	4	1334.9	12.5	0.2	2.6	2.8	237
40	20	5	271.4	2.5	0.0	0.0	0.0	152
50	12	2	2629.2	15.6	0.4	25.5	25.7	22
50	16	4	1236.4	10.5	0.0	2.0	2.0	66
50	25	5	583.2	3.4	0.0	0.0	0.0	253

Table 28: Instances results table for model OMT F2 Subelim

N	p	ins	CPU	objU	objL	objR	BobjU	BobjL	gUL	gBUL	gUBL	gBUR	opt	nod
20	5	1	174.1	15831.2	15831.2	11628.1	15831.2	15831.2	0.0	0.0	0.0	26.6	1	27592
20	5	2	46.8	16273.0	16273.0	13320.5	16273.0	16273.0	0.0	0.0	0.0	18.1	1	3351
20	5	3	49.6	15039.1	15039.1	11682.6	15039.1	15039.1	0.0	0.0	0.0	22.3	1	4509
20	5	4	33.0	9076.2	9076.2	6951.0	9076.2	9076.2	0.0	0.0	0.0	23.4	1	1452
20	5	5	33.5	16943.6	16943.6	14127.3	16943.6	16943.6	0.0	0.0	0.0	16.6	1	1571
20	6	1	31.7	11799.8	11799.8	10139.9	11799.8	11799.8	0.0	0.0	0.0	14.1	1	1141
20	6	2	2.9	10378.3	10378.3	10220.2	10378.3	10378.3	0.0	0.0	0.0	1.5	1	178
20	6	3	32.2	13783.0	13783.0	12124.6	13783.0	13783.0	0.0	0.0	0.0	12.0	1	1649
20	6	4	28.1	11089.8	11089.8	9566.4	11089.8	11089.8	0.0	0.0	0.0	13.7	1	1297
20	6	5	41.6	15803.0	15803.0	12384.4	15803.0	15803.0	0.0	0.0	0.0	21.6	1	3077
20	10	1	45.1	9207.7	9207.7	8445.0	9207.7	9207.7	0.0	0.0	0.0	8.3	1	3110
20	10	2	283.0	11886.0	11886.0	9376.1	11886.0	11886.0	0.0	0.0	0.0	21.1	1	92157
20	10	3	12.5	7939.7	7939.7	7170.1	7939.7	7939.7	0.0	0.0	0.0	9.7	1	1097
20	10	4	35.0	11611.6	11611.6	10680.8	11611.6	11611.6	0.0	0.0	0.0	8.0	1	2431
20	10	5	6.5	5916.7	5916.7	5785.7	5916.7	5916.7	0.0	0.0	0.0	2.2	1	1123
30	7	1	2560.1	9820.7	9820.7	7350.6	9820.7	9820.7	0.0	0.0	0.0	25.1	1	101115
30	7	2	276.9	9760.4	9760.4	7335.1	9760.4	9760.4	0.0	0.0	0.0	24.9	1	4426
30	7	3	496.2	8878.4	8878.4	7474.4	8878.4	8878.4	0.0	0.0	0.0	15.8	1	11474
30	7	4	207.1	10789.6	10789.6	9136.9	10789.6	10789.6	0.0	0.0	0.0	15.3	1	2478
30	7	5	1911.7	8353.7	8353.7	6494.0	8353.7	8353.7	0.0	0.0	0.0	22.3	1	85232
30	10	1	337.5	7157.8	7157.8	6352.1	7157.8	7157.8	0.0	0.0	0.0	11.3	1	27387
30	10	2	165.9	5659.9	5659.9	5334.9	5659.9	5659.9	0.0	0.0	0.0	5.7	1	3638
30	10	3	2058.3	5785.0	5785.0	5105.0	5785.0	5785.0	0.0	0.0	0.0	11.8	1	62506
30	10	4	324.3	8222.6	8222.6	7443.9	8222.6	8222.6	0.0	0.0	0.0	9.5	1	17243
30	10	5	3600.2	10391.1	8152.5	7162.5	8629.8	8629.8	21.5	5.5	17.0	17.0	0	213052
30	15	1	2511.6	5830.1	5830.1	4547.0	5830.1	5830.1	0.0	0.0	0.0	22.0	1	161391
30	15	2	2896.4	6643.1	6643.1	5795.1	6643.1	6643.1	0.0	0.0	0.0	12.8	1	197223
30	15	3	1285.5	4738.8	4738.8	4447.6	4738.8	4738.8	0.0	0.0	0.0	6.2	1	78923
30	15	4	341.8	6263.4	6263.4	6027.4	6263.4	6263.4	0.0	0.0	0.0	3.8	1	29485
30	15	5	100.6	5780.3	5780.3	5553.1	5780.3	5780.3	0.0	0.0	0.0	3.9	1	1296
40	10	1	3600.6	65663.8	7393.5	6132.0	7593.1	7593.1	88.7	2.6	88.4	19.2	0	22023
40	10	2	3600.1	44095.9	6288.5	5154.8	6331.4	6331.4	85.7	0.7	85.6	18.6	0	21802
40	10	3	3600.2	12533.4	5905.9	5374.0	6035.9	6035.9	52.9	2.2	51.8	11.0	0	21653
40	10	4	3600.3	68551.7	5181.8	4269.9	5222.7	5222.7	92.4	0.8	92.4	18.2	0	32839
40	10	5	3600.1	58332.1	5266.5	4639.9	6342.8	6342.8	91.0	17.0	89.1	26.9	0	56354
40	13	1	3600.1	14964.0	5703.6	5332.7	5995.2	5995.2	61.9	4.9	59.9	11.1	0	42228
40	13	2	3600.1	13014.6	5414.2	5015.3	5614.9	5614.9	58.4	3.6	56.9	10.7	0	64783
40	13	3	3600.1	71218.6	5782.9	5282.1	6645.0	6645.0	91.9	13.0	90.7	20.5	0	26640
40	13	4	3600.2	51914.7	5057.1	4306.7	5205.9	5205.9	90.3	2.9	90.0	17.3	0	20576
40	13	5	3600.1	19629.5	5609.0	5107.5	6808.1	6808.1	71.4	17.6	65.3	25.0	0	46509
40	20	1	3600.3	57227.3	4684.0	4636.0	5338.2	5338.2	91.8	12.2	90.7	13.2	0	65245
40	20	2	3600.4	6745.2	3357.5	3242.8	3413.4	3413.4	50.2	1.6	49.4	5.0	0	87303
40	20	3	3600.1	10777.8	4035.4	3917.8	4319.0	4319.0	62.6	6.6	59.9	9.3	0	212753
40	20	4	3600.2	6677.6	5138.6	4754.1	5206.5	5206.5	23.0	1.3	22.0	8.7	0	92068
40	20	5	2204.8	4159.4	4159.4	3888.2	4159.4	4159.4	0.0	0.0	0.0	6.5	1	82269
50	12	1	3600.2	48709.2	5913.3	5333.2	6242.6	6242.6	87.9	5.3	87.2	14.6	0	3494
50	12	2	3600.2	46468.8	5471.3	4343.6	5594.1	5594.1	88.2	2.2	88.0	22.4	0	3101
50	12	3	3600.2	36603.8	6152.4	5399.9	6430.1	6430.1	83.2	4.3	82.4	16.0	0	6456
50	12	4	3600.2	55618.2	4410.9	3810.8	4743.8	4743.8	92.1	7.0	91.5	19.7	0	8352
50	12	5	3600.2	51481.9	5198.2	4437.6	5500.1	5500.1	89.9	5.5	89.3	19.3	0	2931
50	16	1	3600.2	53634.5	5134.0	4584.2	5137.0	5137.0	90.4	0.1	90.4	10.8	0	6655
50	16	2	3600.2	45603.5	3128.7	2893.7	3309.4	3309.4	93.1	5.5	92.7	12.6	0	21299
50	16	3	3600.4	68427.6	5355.7	4673.7	5399.2	5399.2	92.2	0.8	92.1	13.4	0	3563
50	16	4	3600.2	60214.6	4106.7	3605.4	4211.3	4211.3	93.2	2.5	93.0	14.4	0	12626
50	16	5	3600.4	52061.3	3371.3	3096.9	3763.2	3763.2	93.5	10.4	92.8	17.7	0	11066
50	25	1	3600.1	52461.6	3170.7	3085.1	3232.6	3232.6	94.0	1.9	93.8	4.6	0	21386
50	25	2	3600.3	56029.2	4085.1	3998.2	4323.0	4323.0	92.7	5.5	92.3	7.5	0	20548
50	25	3	3600.3	44848.2	3342.9	3297.9	3557.9	3557.9	92.6	6.0	92.1	7.3	0	37648
50	25	4	3600.3	49901.8	3296.0	3162.6	3606.2	3606.2	93.4	8.6	92.8	12.3	0	13814
50	25	5	3600.5	50585.4	3665.1	3536.6	3670.8	3670.8	92.8	0.1	92.7	3.6	0	11042

Table 29: Summary results table for model OMT F2 Subelim

N	p	#	CPU	GBUR	GBUL	GUBL	GUL	nod
20	5	5	67.4	21.4	0.0	0.0	0.0	7695
20	6	5	27.3	12.6	0.0	0.0	0.0	1468
20	10	5	76.4	9.9	0.0	0.0	0.0	19984
30	7	5	1090.4	20.7	0.0	0.0	0.0	40945
30	10	4	1297.2	11.1	1.1	3.4	4.3	64765
30	15	5	1427.2	9.7	0.0	0.0	0.0	93664
40	10	0	3600.3	18.8	4.7	81.5	82.1	30934
40	13	0	3600.1	16.9	8.4	72.6	74.8	40147
40	20	1	3321.2	8.5	4.3	44.4	45.5	107928
50	12	0	3600.2	18.4	4.9	87.7	88.3	4867
50	16	0	3600.3	13.8	3.9	92.2	92.5	11042
50	25	0	3600.3	7.1	4.4	92.7	93.1	20888

Table 30: Instances results table for model OMT Benders modern Kruskal

N	p	ins	CPU	objU	objL	objR	BobjU	BobjL	gUL	gBUL	gUBL	gBUR	opt	nod
20	5	1	3600.0	17846.0	9219.5	5459.2	15831.2	15831.2	48.3	41.8	11.3	65.5	0	1269394
20	5	2	3600.0	16502.0	9869.6	6947.0	16273.0	16273.0	40.2	39.4	1.4	57.3	0	1098198
20	5	3	3600.0	15144.0	9493.5	5859.3	15039.1	15039.1	37.3	36.9	0.7	61.0	0	914845
20	5	4	3600.1	9327.2	6684.3	3801.4	9076.2	9076.2	28.3	26.4	2.7	58.1	0	810724
20	5	5	3600.0	16943.6	11289.4	7835.4	16943.6	16943.6	33.4	33.4	0.0	53.8	0	765388
20	6	1	3600.1	14580.5	6206.5	4648.1	11799.8	11799.8	57.4	47.4	19.1	60.6	0	690567
20	6	2	3600.1	10548.8	7906.4	6014.2	10378.3	10378.3	25.0	23.8	1.6	42.0	0	1111148
20	6	3	3600.1	15702.7	6931.0	5204.0	13783.0	13783.0	55.9	49.7	12.2	62.2	0	696402
20	6	4	3600.1	13005.2	6041.3	4394.6	11089.8	11089.8	53.5	45.5	14.7	60.4	0	1249039
20	6	5	3600.1	17975.8	7755.7	5184.1	15803.0	15803.0	56.9	50.9	12.1	67.2	0	686928
20	10	1	3600.1	11162.1	2795.8	2419.6	9207.7	9207.7	75.0	69.6	17.5	73.7	0	756910
20	10	2	3600.3	14233.2	3137.0	2372.4	11886.0	11886.0	78.0	73.6	16.5	80.0	0	716967
20	10	3	3600.1	10060.8	2499.1	1828.8	7939.7	7939.7	75.2	68.5	21.1	77.0	0	735835
20	10	4	3600.2	14127.8	3408.2	2316.8	11611.6	11611.6	75.9	70.7	17.8	80.0	0	606164
20	10	5	3600.2	6662.2	1690.1	806.2	5916.7	5916.7	74.6	71.4	11.2	86.4	0	543535
30	7	1	3600.1	15654.4	3774.9	3461.6	9820.7	9820.7	75.9	61.6	37.3	64.8	0	170980
30	7	2	3600.1	22046.7	4493.9	4139.3	9760.4	9760.4	79.6	54.0	55.7	57.6	0	263535
30	7	3	3600.1	13867.0	4574.3	4202.6	8878.4	8878.4	67.0	48.5	36.0	52.7	0	232055
30	7	4	3600.2	15444.9	4992.1	4464.4	10789.6	10789.6	67.7	53.7	30.1	58.6	0	348369
30	7	5	3600.7	16508.3	3757.9	3479.7	8353.7	8353.7	77.2	55.0	49.4	58.4	0	382798
30	10	1	3600.1	10511.4	2892.9	2800.6	7157.8	7157.8	72.5	59.6	31.9	60.9	0	213164
30	10	2	3600.3	9863.0	1988.3	1911.3	5659.9	5659.9	79.8	64.9	42.6	66.2	0	437127
30	10	3	3600.6	12852.3	1921.9	1887.8	5785.0	5785.0	85.0	66.8	55.0	67.4	0	375915
30	10	4	3600.5	13686.5	3352.1	3146.7	8222.6	8222.6	75.5	59.2	39.9	61.7	0	320500
30	10	5	3600.1	13125.6	3071.4	2907.3	8629.8	8629.8	76.6	64.4	34.2	66.3	0	214831
30	15	1	3600.2	10179.6	1008.9	912.7	5830.1	5830.1	90.1	82.7	42.7	84.3	0	401317
30	15	2	3600.2	8917.4	1036.2	1018.6	6643.1	6643.1	88.4	84.4	25.5	84.7	0	203824
30	15	3	3600.6	8996.5	814.5	709.7	4738.8	4738.8	91.0	82.8	47.3	85.0	0	338016
30	15	4	3600.7	9589.7	1176.6	1096.1	6263.4	6263.4	87.7	81.2	34.7	82.5	0	331407
30	15	5	3600.3	8678.3	1358.9	1192.2	5780.3	5780.3	84.3	76.5	33.4	79.4	0	260211
40	10	1	3600.0	17640.6	3972.0	3838.9	7593.1	7593.1	77.5	47.7	57.0	49.4	0	171697
40	10	2	3600.1	15557.3	2892.1	2783.6	6331.4	6331.4	81.4	54.3	59.3	56.0	0	54184
40	10	3	3600.1	11813.7	3191.7	3126.0	6035.9	6035.9	73.0	47.1	48.9	48.2	0	251144
40	10	4	3600.4	15978.5	2812.8	2756.6	5222.7	5222.7	82.4	46.1	67.3	47.2	0	55172
40	10	5	3600.6	16639.5	2415.2	2338.7	6342.8	6342.8	85.5	61.9	61.9	63.1	0	60726
40	13	1	3600.0	15329.2	2200.2	2196.2	5995.2	5995.2	85.7	63.3	60.9	63.4	0	277656
40	13	2	3600.0	11003.7	2241.2	2241.2	5614.9	5614.9	79.6	60.1	49.0	60.1	0	242146
40	13	3	3600.0	12973.9	1979.4	1979.4	6645.0	6645.0	84.7	70.2	48.8	70.2	0	245392
40	13	4	3600.2	9714.4	1745.2	1734.5	5205.9	5205.9	82.0	66.5	46.4	66.7	0	104059
40	13	5	3600.0	13219.9	2620.4	2568.0	6808.1	6808.1	80.2	61.5	48.5	62.3	0	182838
40	20	1	3600.1	9392.6	1119.3	1119.3	5338.2	5338.2	88.1	79.0	43.2	79.0	0	208707
40	20	2	3600.1	6217.1	640.6	640.6	3413.4	3413.4	89.7	81.2	45.1	81.2	0	220477
40	20	3	3600.2	8583.6	883.4	878.1	4319.0	4319.0	89.7	79.6	49.7	79.7	0	311343
40	20	4	3600.1	8734.7	1008.9	1002.8	5206.5	5206.5	88.4	80.6	40.4	80.7	0	204675
40	20	5	3600.1	9649.1	841.9	813.2	4159.4	4159.4	91.3	79.8	56.9	80.4	0	279268
50	12	1	3600.3	19560.4	3013.5	2881.5	6242.6	6242.6	84.6	51.7	68.1	53.8	0	6637
50	12	2	3600.2	14494.5	2383.3	2275.6	5594.1	5594.1	83.6	57.4	61.4	59.3	0	9475
50	12	3	3600.2	11403.0	2747.6	2652.7	6430.1	6430.1	75.9	57.3	43.6	58.8	0	13156
50	12	4	3600.3	9607.1	2198.4	2159.6	4743.8	4743.8	77.1	53.7	50.6	54.5	0	10590
50	12	5	3600.3	13561.8	2134.2	2067.8	5500.1	5500.1	84.3	61.2	59.4	62.4	0	11105
50	16	1	3600.3	14059.3	2087.3	2058.3	5137.0	5137.0	85.2	59.4	63.5	59.9	0	19462
50	16	2	3600.4	10091.3	1104.4	1104.4	3309.4	3309.4	89.1	66.6	67.2	66.6	0	25794
50	16	3	3600.4	13732.7	1845.8	1845.8	5399.2	5399.2	86.6	65.8	60.7	65.8	0	34351
50	16	4	3600.2	10352.6	1679.3	1663.3	4211.3	4211.3	83.8	60.1	59.3	60.5	0	18896
50	16	5	3600.1	12227.1	1504.9	1504.9	3763.2	3763.2	87.7	60.0	69.2	60.0	0	9387
50	25	1	3600.2	7355.7	579.1	579.1	3232.6	3232.6	92.1	82.1	56.0	82.1	0	82630
50	25	2	3600.2	7512.5	884.8	884.8	4323.0	4323.0	88.2	79.5	42.5	79.5	0	103374
50	25	3	3600.1	7854.3	741.7	741.7	3557.9	3557.9	90.6	79.2	54.7	79.2	0	84875
50	25	4	3600.2	6676.6	636.9	636.9	3606.2	3606.2	90.5	82.3	46.0	82.3	0	96400
50	25	5	3600.5	7993.4	686.8	686.8	3670.8	3670.8	91.4	81.3	54.1	81.3	0	84994

Table 31: Summary results table for model OMT Benders modern Kruskal

N	p	#	CPU	GBUR	GBUL	GUBL	GUL	nod
20	5	0	3600.0	59.1	35.6	3.2	37.5	971710
20	6	0	3600.1	58.5	43.5	11.9	49.7	886817
20	10	0	3600.2	79.4	70.8	16.8	75.7	671882
30	7	0	3600.2	58.4	54.6	41.7	73.5	279547
30	10	0	3600.3	64.5	63.0	40.7	77.9	312307
30	15	0	3600.4	83.2	81.5	36.7	88.3	306955
40	10	0	3600.2	52.8	51.4	58.9	80.0	118585
40	13	0	3600.0	64.5	64.3	50.7	82.4	210418
40	20	0	3600.1	80.2	80.0	47.1	89.4	244894
50	12	0	3600.3	57.8	56.3	56.6	81.1	10193
50	16	0	3600.3	62.6	62.4	64.0	86.5	21578
50	25	0	3600.2	80.9	80.9	50.7	90.6	90455



Table 32: Instances results table for model OMT Benders modern KM

N	p	ins	CPU	objU	objL	objR	BobjU	BobjL	gUL	gBUL	gUBL	gBUR	opt	nod
20	5	1	528.5	15831.2	15831.2	5459.2	15831.2	15831.2	0.0	0.0	0.0	65.5	1	197137
20	5	2	478.9	16273.0	16273.0	6947.0	16273.0	16273.0	0.0	0.0	0.0	57.3	1	198687
20	5	3	752.1	15039.1	15039.1	5859.3	15039.1	15039.1	0.0	0.0	0.0	61.0	1	223528
20	5	4	770.9	9076.2	9076.2	3801.4	9076.2	9076.2	0.0	0.0	0.0	58.1	1	166283
20	5	5	651.0	16943.6	16943.6	7835.4	16943.6	16943.6	0.0	0.0	0.0	53.8	1	138776
20	6	1	826.0	11799.8	11799.8	4648.1	11799.8	11799.8	0.0	0.0	0.0	60.6	1	214848
20	6	2	250.9	10378.3	10378.3	6014.2	10378.3	10378.3	0.0	0.0	0.0	42.0	1	63719
20	6	3	958.7	13783.0	13783.0	5204.0	13783.0	13783.0	0.0	0.0	0.0	62.2	1	205881
20	6	4	296.8	11089.8	11089.8	4394.6	11089.8	11089.8	0.0	0.0	0.0	60.4	1	70391
20	6	5	998.1	15803.0	15803.0	5184.1	15803.0	15803.0	0.0	0.0	0.0	67.2	1	280589
20	10	1	1138.6	9207.7	9207.7	2419.6	9207.7	9207.7	0.0	0.0	0.0	73.7	1	242925
20	10	2	1446.0	11886.0	11886.0	2372.4	11886.0	11886.0	0.0	0.0	0.0	80.0	1	385299
20	10	3	559.5	7939.7	7939.7	1828.8	7939.7	7939.7	0.0	0.0	0.0	77.0	1	109627
20	10	4	867.9	11611.6	11611.6	2316.8	11611.6	11611.6	0.0	0.0	0.0	80.0	1	105566
20	10	5	688.3	5916.7	5916.7	806.2	5916.7	5916.7	0.0	0.0	0.0	86.4	1	160283
30	7	1	3600.1	21424.3	3870.3	3461.6	9820.7	9820.7	81.9	60.6	54.2	64.8	0	300031
30	7	2	3606.9	19117.5	4639.7	4139.3	9760.4	9760.4	75.7	52.5	49.0	57.6	0	184823
30	7	3	3600.4	13867.0	4653.1	4202.6	8878.4	8878.4	66.4	47.6	36.0	52.7	0	277482
30	7	4	3600.1	18122.9	5149.9	4464.4	10789.6	10789.6	71.6	52.3	40.5	58.6	0	316789
30	7	5	3600.4	16973.3	3824.6	3479.7	8353.7	8353.7	77.5	54.2	50.8	58.4	0	308759
30	10	1	3612.4	10948.5	3163.8	2800.6	7157.8	7157.8	71.1	55.8	34.6	60.9	0	182504
30	10	2	3611.0	10234.8	2144.6	1911.3	5659.9	5659.9	79.0	62.1	44.7	66.2	0	183818
30	10	3	3600.2	10831.0	2035.1	1887.8	5785.0	5785.0	81.2	64.8	46.6	67.4	0	125210
30	10	4	3600.5	15099.0	3578.9	3146.7	8222.6	8222.6	76.3	56.5	45.5	61.7	0	203331
30	10	5	3604.5	13946.7	3085.3	2907.3	8629.8	8629.8	77.9	64.2	38.1	66.3	0	196995
30	15	1	3601.4	9374.4	1074.1	912.7	5830.1	5830.1	88.5	81.6	37.8	84.3	0	89923
30	15	2	3623.2	10073.2	1138.7	1018.6	6643.1	6643.1	88.7	82.9	34.0	84.7	0	39513
30	15	3	3620.6	9235.6	848.5	709.7	4738.8	4738.8	90.8	82.1	48.7	85.0	0	141551
30	15	4	3627.1	10052.5	1189.1	1096.1	6263.4	6263.4	88.2	81.0	37.7	82.5	0	59733
30	15	5	3614.6	9296.5	1579.0	1192.2	5780.3	5780.3	83.0	72.7	37.8	79.4	0	74372
40	10	1	3600.0	17640.6	4007.1	3838.9	7593.1	7593.1	77.3	47.2	57.0	49.4	0	141207
40	10	2	3600.1	15557.3	2892.1	2783.6	6331.4	6331.4	81.4	54.3	59.3	56.0	0	41591
40	10	3	3610.8	11003.5	3198.3	3126.0	6035.9	6035.9	70.9	47.0	45.1	48.2	0	128198
40	10	4	3600.1	15080.1	2815.8	2756.6	5222.7	5222.7	81.3	46.1	65.4	47.2	0	77188
40	10	5	3600.1	20483.6	2460.7	2338.7	6342.8	6342.8	88.0	61.2	69.0	63.1	0	99722
40	13	1	3600.1	13086.8	2233.4	2196.2	5995.2	5995.2	82.9	62.8	54.2	63.4	0	71087
40	13	2	3629.4	10546.6	2276.1	2241.2	5614.9	5614.9	78.4	59.5	46.8	60.1	0	52658
40	13	3	3600.0	12973.9	2001.8	1979.4	6645.0	6645.0	84.6	69.9	48.8	70.2	0	164055
40	13	4	3600.1	9924.5	1758.2	1734.5	5205.9	5205.9	82.3	66.2	47.5	66.7	0	64336
40	13	5	3615.5	14476.3	2620.4	2568.0	6808.1	6808.1	81.9	61.5	53.0	62.3	0	106088
40	20	1	3600.9	11042.8	1126.6	1119.3	5338.2	5338.2	89.8	78.9	51.7	79.0	0	76154
40	20	2	3635.6	8301.4	651.1	640.6	3413.4	3413.4	92.2	80.9	58.9	81.2	0	27056
40	20	3	3604.0	10099.2	887.2	878.1	4319.0	4319.0	91.2	79.5	57.2	79.7	0	53691
40	20	4	3654.5	8734.7	1072.8	1002.8	5206.5	5206.5	87.7	79.4	40.4	80.7	0	59622
40	20	5	3624.0	8321.2	867.2	813.2	4159.4	4159.4	89.6	79.2	50.0	80.4	0	38080
50	12	1	3600.2	19560.4	2996.2	2881.5	6242.6	6242.6	84.7	52.0	68.1	53.8	0	5562
50	12	2	3600.2	14494.5	2393.9	2275.6	5594.1	5594.1	83.5	57.2	61.4	59.3	0	6028
50	12	3	3600.3	11403.0	2753.2	2652.7	6430.1	6430.1	75.9	57.2	43.6	58.8	0	3676
50	12	4	3600.2	9607.1	2203.3	2159.6	4743.8	4743.8	77.1	53.5	50.6	54.5	0	5118
50	12	5	3600.3	13561.8	2140.1	2067.8	5500.1	5500.1	84.2	61.1	59.4	62.4	0	6951
50	16	1	3600.6	14059.3	2087.3	2058.3	5137.0	5137.0	85.2	59.4	63.5	59.9	0	20729
50	16	2	3600.4	10091.3	1104.4	1104.4	3309.4	3309.4	89.1	66.6	67.2	66.6	0	30939
50	16	3	3600.2	17125.8	1868.8	1845.8	5399.2	5399.2	89.1	65.4	68.5	65.8	0	10321
50	16	4	3600.3	10352.6	1682.8	1663.3	4211.3	4211.3	83.8	60.0	59.3	60.5	0	14555
50	16	5	3600.2	12227.1	1514.8	1504.9	3763.2	3763.2	87.6	59.8	69.2	60.0	0	14134
50	25	1	4683.8	7780.9	579.1	579.1	3232.6	3232.6	92.6	82.1	58.5	82.1	0	25685
50	25	2	3726.8	8811.4	884.8	884.8	4323.0	4323.0	90.0	79.5	50.9	79.5	0	6027
50	25	3	3600.7	7854.3	741.7	741.7	3557.9	3557.9	90.6	79.2	54.7	79.2	0	42778
50	25	4	3600.1	7269.3	638.6	636.9	3606.2	3606.2	91.2	82.3	50.4	82.3	0	21326
50	25	5	4156.7	8508.1	720.8	686.8	3670.8	3670.8	91.5	80.4	56.9	81.3	0	18512

Table 33: Summary results table for model OMT Benders modern KM

N	p	#	CPU	GBUR	GBUL	GUBL	GUL	nod
20	5	5	636.3	59.1	0.0	0.0	0.0	184882
20	6	5	666.1	58.5	0.0	0.0	0.0	167086
20	10	5	940.1	79.4	0.0	0.0	0.0	200740
30	7	0	3601.6	58.4	53.4	46.1	74.6	277577
30	10	0	3605.7	64.5	60.7	41.9	77.1	178372
30	15	0	3617.4	83.2	80.1	39.2	87.8	81018
40	10	0	3602.2	52.8	51.2	59.2	79.8	97581
40	13	0	3609.0	64.5	64.0	50.1	82.0	91645
40	20	0	3623.8	80.2	79.6	51.6	90.1	50921
50	12	0	3600.2	57.8	56.2	56.6	81.1	5467
50	16	0	3600.3	62.6	62.2	65.5	87.0	18136
50	25	0	3953.6	80.9	80.7	54.3	91.2	22866

Table 34: Instances results table for model OMT Benders classic KM

N	p	ins	CPU	objU	objL	objR	BobjU	BobjL	gUL	gBUL	gUBL	gBUR	opt	nod
20	5	1	3600.8	15831.2	13564.2	5918.1	15831.2	15831.2	14.3	14.3	0.0	62.6	0	
20	5	2	3600.5	16414.7	13791.2	10878.9	16273.0	16273.0	16.0	15.2	0.9	33.1	0	
20	5	3	3600.5	15526.1	10876.5	5974.5	15039.1	15039.1	30.0	27.7	3.1	60.3	0	
20	5	4	3600.5	9076.2	7059.9	3916.0	9076.2	9076.2	22.2	22.2	0.0	56.9	0	
20	5	5	3600.5	17423.8	14708.0	8284.4	16943.6	16943.6	15.6	13.2	2.8	51.1	0	
20	6	1	3600.5	15756.0	7396.0	4648.2	11799.8	11799.8	53.1	37.3	25.1	60.6	0	
20	6	2	3600.5	10378.3	10378.3	7285.9	10378.3	10378.3	0.0	0.0	0.0	29.8	0	
20	6	3	3600.6	15277.9	9647.5	5687.4	13783.0	13783.0	36.9	30.0	9.8	58.7	0	
20	6	4	2274.6	11089.8	11089.8	6800.2	11089.8	11089.8	0.0	0.0	0.0	38.7	1	
20	6	5	3600.5	17591.0	10575.5	5658.0	15803.0	15803.0	39.9	33.1	10.2	64.2	0	
20	10	1	3600.7	9345.5	8631.0	7093.3	9207.7	9207.7	7.7	6.3	1.5	23.0	0	
20	10	2	3600.7	12080.8	9410.3	5219.0	11886.0	11886.0	22.1	20.8	1.6	56.1	0	
20	10	3	3600.7	10080.2	3194.0	1994.7	7939.7	7939.7	68.3	59.8	21.2	74.9	0	
20	10	4	3600.8	12526.0	9281.7	4045.4	11611.6	11611.6	25.9	20.1	7.3	65.2	0	
20	10	5	3600.8	5916.7	5434.8	3935.6	5916.7	5916.7	8.2	8.2	0.0	33.5	0	
30	7	1	3605.0	13486.2	4246.7	3461.6	9820.7	9820.7	68.5	56.8	27.2	64.8	0	
30	7	2	3608.3	18083.6	4934.5	4139.3	9760.4	9760.4	72.7	49.4	46.0	57.6	0	
30	7	3	3600.8	13218.9	4907.0	4202.6	8878.4	8878.4	62.9	44.7	32.8	52.7	0	
30	7	4	3605.2	16429.2	5457.0	4600.5	10789.6	10789.6	66.8	49.4	34.3	57.4	0	
30	7	5	3604.7	15731.8	4191.9	3488.9	8353.7	8353.7	73.3	49.8	46.9	58.2	0	
30	10	1	3608.3	10205.3	3336.2	2878.3	7157.8	7157.8	67.3	53.4	29.9	59.8	0	
30	10	2	3608.7	8479.8	2269.4	1925.1	5659.9	5659.9	73.2	59.9	33.2	66.0	0	
30	10	3	3605.3	9018.9	2262.2	1909.6	5785.0	5785.0	74.9	60.9	35.9	67.0	0	
30	10	4	3605.2	14504.9	3714.1	3188.0	8222.6	8222.6	74.4	54.8	43.3	61.2	0	
30	10	5	3608.4	14231.3	3257.4	2915.8	8629.8	8629.8	77.1	62.2	39.4	66.2	0	
30	15	1	3600.7	11946.7	1137.6	928.0	5830.1	5830.1	90.5	80.5	51.2	84.1	0	
30	15	2	3609.1	9225.2	1416.6	1030.7	6643.1	6643.1	84.6	78.7	28.0	84.5	0	
30	15	3	3608.4	8217.1	1056.2	743.1	4738.8	4738.8	87.2	77.7	42.3	84.3	0	
30	15	4	3608.6	11186.9	1270.9	1096.1	6263.4	6263.4	88.6	79.7	44.0	82.5	0	
30	15	5	3608.7	9661.6	1696.7	1331.7	5780.3	5780.3	82.4	70.7	40.2	77.0	0	
40	10	1	3639.8	16762.2	4091.3	3838.9	7593.1	7593.1	75.6	46.1	54.7	49.4	0	
40	10	2	3623.8	11014.2	3125.3	2793.7	6331.4	6331.4	71.6	50.6	42.5	55.9	0	
40	10	3	3623.2	10037.2	3334.7	3130.2	6035.9	6035.9	66.8	44.8	39.9	48.1	0	
40	10	4	3638.2	11709.9	2934.2	2756.6	5222.7	5222.7	74.9	43.8	55.4	47.2	0	
40	10	5	3620.5	16071.0	2566.5	2338.7	6342.8	6342.8	84.0	59.5	60.5	63.1	0	
40	13	1	3642.4	10942.2	2287.3	2200.2	5995.2	5995.2	79.1	61.9	45.2	63.3	0	
40	13	2	3644.2	11720.7	2312.1	2241.2	5614.9	5614.9	80.3	58.8	52.1	60.1	0	
40	13	3	3645.3	10993.0	2065.1	1983.6	6645.0	6645.0	81.2	68.9	39.5	70.2	0	
40	13	4	3644.6	9746.7	1848.9	1734.5	5205.9	5205.9	81.0	64.5	46.6	66.7	0	
40	13	5	3645.5	12724.8	2767.2	2569.5	6808.1	6808.1	78.2	59.4	46.5	62.3	0	
40	20	1	3609.8	8685.6	1220.7	1128.6	5338.2	5338.2	86.0	77.1	38.5	78.9	0	
40	20	2	3621.6	7593.2	688.5	643.6	3413.4	3413.4	90.9	79.8	55.0	81.1	0	
40	20	3	3627.3	9203.0	1026.7	914.6	4319.0	4319.0	88.8	76.2	53.1	78.8	0	
40	20	4	3648.3	6940.8	1187.5	1085.9	5206.5	5206.5	82.9	77.2	25.0	79.1	0	
40	20	5	3625.6	7963.0	934.6	868.2	4159.4	4159.4	88.3	77.5	47.8	79.1	0	
50	12	1	3758.1	16900.4	3045.1	2881.5	6242.6	6242.6	82.0	51.2	63.1	53.8	0	
50	12	2	3755.8	11981.5	2447.2	2275.6	5594.1	5594.1	79.6	56.2	53.3	59.3	0	
50	12	3	3757.4	11312.1	2797.4	2652.7	6430.1	6430.1	75.3	56.5	43.2	58.8	0	
50	12	4	3759.0	9607.1	2240.5	2164.7	4743.8	4743.8	76.7	52.8	50.6	54.4	0	
50	12	5	3757.1	12769.6	2222.0	2071.8	5500.1	5500.1	82.6	59.6	56.9	62.3	0	
50	16	1	3762.9	10826.0	2136.0	2058.3	5137.0	5137.0	80.3	58.4	52.5	59.9	0	
50	16	2	3760.5	8583.8	1159.6	1115.9	3309.4	3309.4	86.5	65.0	61.5	66.3	0	
50	16	3	3762.3	14082.0	1916.1	1859.4	5399.2	5399.2	86.4	64.5	61.7	65.6	0	
50	16	4	3757.1	10044.0	1713.7	1663.3	4211.3	4211.3	82.9	59.3	58.1	60.5	0	
50	16	5	3603.0	10002.6	1546.3	1507.1	3763.2	3763.2	84.5	58.9	62.4	60.0	0	
50	25	1	3814.6	6724.9	579.2	579.1	3232.6	3232.6	91.4	82.1	51.9	82.1	0	
50	25	2	3838.1	7231.6	903.0	887.8	4323.0	4323.0	87.5	79.1	40.2	79.5	0	
50	25	3	3757.1	6995.3	742.4	741.7	3557.9	3557.9	89.4	79.1	49.1	79.2	0	
50	25	4	3633.1	6823.4	668.1	639.3	3606.2	3606.2	90.2	81.5	47.1	82.3	0	
50	25	5	3648.0	7595.6	759.5	727.9	3670.8	3670.8	90.0	79.3	51.7	80.2	0	

Table 35: Summary results table for model OMT Benders classic KM

N	p	#	CPU	GBUR	GBUL	GUBL	GUL	nod
20	5	0	3600.6	52.8	18.5	1.4	19.6	
20	6	1	3335.3	50.4	20.1	9.0	26.0	
20	10	0	3600.7	50.5	23.0	6.3	26.4	
30	7	0	3604.8	58.1	50.0	37.4	68.8	
30	10	0	3607.2	64.0	58.2	36.3	73.4	
30	15	0	3607.1	82.5	77.5	41.1	86.7	
40	10	0	3629.1	52.7	49.0	50.6	74.6	
40	13	0	3644.4	64.5	62.7	46.0	80.0	
40	20	0	3626.5	79.4	77.6	43.9	87.4	
50	12	0	3757.5	57.7	55.3	53.4	79.2	
50	16	0	3729.2	62.5	61.2	59.2	84.1	
50	25	0	3738.2	80.7	80.2	48.0	89.7	

Table 36: Instances results table for model OMT F1 MTZ covering

N	p	ins	CPU	objU	objL	objR	BobjU	BobjL	gUL	gBUL	gUBL	gBUR	opt	nod
20	5	1	1.6	15831.2	15831.2	8678.2	15831.2	15831.2	0.0	0.0	0.0	45.2	1	1
20	5	2	2.2	16273.0	16273.0	11464.7	16273.0	16273.0	0.0	0.0	0.0	29.6	1	1
20	5	3	1.5	15039.1	15039.1	8983.6	15039.1	15039.1	0.0	0.0	0.0	40.3	1	1
20	5	4	1.3	9076.2	9076.2	5449.0	9076.2	9076.2	0.0	0.0	0.0	40.0	1	1
20	5	5	1.1	16943.6	16943.6	11867.1	16943.6	16943.6	0.0	0.0	0.0	30.0	1	1
20	6	1	0.8	11799.8	11799.8	7620.6	11799.8	11799.8	0.0	0.0	0.0	35.4	1	1
20	6	2	0.3	10378.3	10378.3	8736.0	10378.3	10378.3	0.0	0.0	0.0	15.8	1	1
20	6	3	2.8	13783.0	13782.0	8642.1	13783.0	13783.0	0.0	0.0	0.0	37.3	1	1
20	6	4	1.2	11089.8	11089.8	7071.6	11089.8	11089.8	0.0	0.0	0.0	36.2	1	1
20	6	5	1.6	15803.0	15803.0	7825.1	15803.0	15803.0	0.0	0.0	0.0	50.5	1	1
20	10	1	0.4	9207.7	9207.7	7443.9	9207.7	9207.7	0.0	0.0	0.0	19.2	1	1
20	10	2	3.8	11886.0	11886.0	7781.0	11886.0	11886.0	0.0	0.0	0.0	34.5	1	167
20	10	3	0.5	7939.7	7939.7	6073.0	7939.7	7939.7	0.0	0.0	0.0	23.5	1	1
20	10	4	0.6	11611.6	11611.6	7807.7	11611.6	11611.6	0.0	0.0	0.0	32.8	1	1
20	10	5	0.9	5916.7	5916.7	3873.3	5916.7	5916.7	0.0	0.0	0.0	34.5	1	1
30	7	1	21.8	9820.7	9820.7	4913.7	9820.7	9820.7	0.0	0.0	0.0	50.0	1	553
30	7	2	7.6	9760.4	9760.4	5869.8	9760.4	9760.4	0.0	0.0	0.0	39.9	1	1
30	7	3	12.0	8878.4	8878.4	6348.0	8878.4	8878.4	0.0	0.0	0.0	28.5	1	1
30	7	4	15.3	10789.6	10789.6	6956.1	10789.6	10789.6	0.0	0.0	0.0	35.5	1	881
30	7	5	24.2	8353.7	8353.7	4669.8	8353.7	8353.7	0.0	0.0	0.0	44.1	1	948
30	10	1	4.8	7157.8	7157.8	4558.6	7157.8	7157.8	0.0	0.0	0.0	36.3	1	1
30	10	2	3.8	5659.9	5659.9	4067.0	5659.9	5659.9	0.0	0.0	0.0	28.1	1	1
30	10	3	6.4	5785.0	5785.0	3745.2	5785.0	5785.0	0.0	0.0	0.0	35.3	1	1
30	10	4	5.9	8222.6	8222.6	5750.3	8222.6	8222.6	0.0	0.0	0.0	30.1	1	1
30	10	5	21.2	8629.8	8629.8	5544.5	8629.8	8629.8	0.0	0.0	0.0	35.8	1	1183
30	15	1	54.8	5830.1	5830.1	3267.5	5830.1	5830.1	0.0	0.0	0.0	44.0	1	10961
30	15	2	8.6	6643.1	6643.1	4071.1	6643.1	6643.1	0.0	0.0	0.0	38.7	1	74
30	15	3	7.3	4738.8	4738.8	3070.2	4738.8	4738.8	0.0	0.0	0.0	35.2	1	30
30	15	4	7.8	6263.4	6263.4	4609.0	6263.4	6263.4	0.0	0.0	0.0	26.4	1	1
30	15	5	3.3	5780.3	5780.3	4582.8	5780.3	5780.3	0.0	0.0	0.0	20.7	1	1
40	10	1	133.3	7593.1	7593.1	5513.9	7593.1	7593.1	0.0	0.0	0.0	27.4	1	1444
40	10	2	26.1	6331.4	6331.4	3884.9	6331.4	6331.4	0.0	0.0	0.0	38.6	1	767
40	10	3	35.3	6035.9	6035.9	4374.9	6035.9	6035.9	0.0	0.0	0.0	27.5	1	76
40	10	4	22.0	5222.7	5222.7	3676.7	5222.7	5222.7	0.0	0.0	0.0	29.6	1	1
40	10	5	96.7	6342.8	6342.8	3593.4	6342.8	6342.8	0.0	0.0	0.0	43.4	1	1287
40	13	1	36.1	5995.2	5995.2	4092.9	5995.2	5995.2	0.0	0.0	0.0	31.7	1	2084
40	13	2	20.9	5614.9	5614.9	4280.9	5614.9	5614.9	0.0	0.0	0.0	23.8	1	1
40	13	3	76.8	6645.0	6645.0	3675.2	6645.0	6645.0	0.0	0.0	0.0	44.7	1	2773
40	13	4	27.8	5205.9	5205.9	3069.5	5205.9	5205.9	0.0	0.0	0.0	41.0	1	638
40	13	5	170.5	6808.1	6808.1	4354.2	6808.1	6808.1	0.0	0.0	0.0	36.0	1	6503
40	20	1	48.3	5338.2	5338.2	3793.6	5338.2	5338.2	0.0	0.0	0.0	28.9	1	2756
40	20	2	12.1	3413.4	3413.4	2372.8	3413.4	3413.4	0.0	0.0	0.0	30.5	1	1
40	20	3	50.8	4319.0	4319.0	3012.1	4319.0	4319.0	0.0	0.0	0.0	30.3	1	1565
40	20	4	79.4	5206.5	5206.5	3834.2	5206.5	5206.5	0.0	0.0	0.0	26.4	1	6416
40	20	5	13.7	4159.4	4159.4	3044.4	4159.4	4159.4	0.0	0.0	0.0	26.8	1	1
50	12	1	354.3	6242.6	6242.6	4500.3	6242.6	6242.6	0.0	0.0	0.0	27.9	1	1474
50	12	2	159.6	5594.1	5594.1	3372.3	5594.1	5594.1	0.0	0.0	0.0	39.7	1	418
50	12	3	149.8	6430.1	6430.1	4310.6	6430.1	6430.1	0.0	0.0	0.0	33.0	1	334
50	12	4	267.6	4743.8	4743.8	3130.6	4743.8	4743.8	0.0	0.0	0.0	34.0	1	1057
50	12	5	452.9	5500.1	5500.1	3049.1	5500.1	5500.1	0.0	0.0	0.0	44.6	1	2544
50	16	1	112.4	5137.0	5137.0	3630.9	5137.0	5137.0	0.0	0.0	0.0	29.3	1	1002
50	16	2	108.6	3309.4	3309.4	1945.6	3309.4	3309.4	0.0	0.0	0.0	41.2	1	506
50	16	3	139.1	5399.2	5399.2	3403.9	5399.2	5399.2	0.0	0.0	0.0	37.0	1	1128
50	16	4	106.8	4211.3	4211.3	2731.0	4211.3	4211.3	0.0	0.0	0.0	35.1	1	1056
50	16	5	258.7	3763.2	3763.2	2416.9	3763.2	3763.2	0.0	0.0	0.0	35.8	1	4381
50	25	1	47.3	3232.6	3232.6	2203.8	3232.6	3232.6	0.0	0.0	0.0	31.8	1	451
50	25	2	65.4	4323.0	4323.0	3287.8	4323.0	4323.0	0.0	0.0	0.0	23.9	1	418
50	25	3	99.1	3557.9	3557.9	2560.5	3557.9	3557.9	0.0	0.0	0.0	28.0	1	1777
50	25	4	177.6	3606.2	3606.2	2401.7	3606.2	3606.2	0.0	0.0	0.0	33.4	1	7491
50	25	5	30.3	3670.8	3670.8	2718.2	3670.8	3670.8	0.0	0.0	0.0	26.0	1	1

Table 37: Summary results table for model OMT F1 MTZ covering

N	p	#	CPU	GBUR	GBUL	GUBL	GUL	nod
20	5	5	1.5	37.0	0.0	0.0	0.0	1
20	6	5	1.3	35.0	0.0	0.0	0.0	1
20	10	5	1.2	28.9	0.0	0.0	0.0	34
30	7	5	16.2	39.6	0.0	0.0	0.0	477
30	10	5	8.4	33.1	0.0	0.0	0.0	237
30	15	5	16.4	33.0	0.0	0.0	0.0	2213
40	10	5	62.7	33.3	0.0	0.0	0.0	715
40	13	5	66.4	35.4	0.0	0.0	0.0	2400
40	20	5	40.9	28.6	0.0	0.0	0.0	2148
50	12	5	276.8	35.8	0.0	0.0	0.0	1165
50	16	5	145.1	35.7	0.0	0.0	0.0	1615
50	25	5	83.9	28.6	0.0	0.0	0.0	2028

Table 38: Instances results table for model OMT F1 Flow (1) covering

N	p	ins	CPU	objU	objL	objR	BobjU	BobjL	gUL	gBUL	gUBL	gBUR	opt	nod
20	5	1	1.5	15831.2	15831.2	8678.2	15831.2	15831.2	0.0	0.0	0.0	45.2	1	128
20	5	2	0.6	16273.0	16273.0	11464.7	16273.0	16273.0	0.0	0.0	0.0	29.6	1	1
20	5	3	1.7	15039.1	15039.1	8983.6	15039.1	15039.1	0.0	0.0	0.0	40.3	1	1
20	5	4	0.5	9076.2	9076.2	5449.0	9076.2	9076.2	0.0	0.0	0.0	40.0	1	1
20	5	5	0.3	16943.6	16943.6	11867.1	16943.6	16943.6	0.0	0.0	0.0	30.0	1	1
20	6	1	0.5	11799.8	11799.8	7620.6	11799.8	11799.8	0.0	0.0	0.0	35.4	1	1
20	6	2	0.2	10378.3	10378.3	8736.0	10378.3	10378.3	0.0	0.0	0.0	15.8	1	0
20	6	3	0.5	13783.0	13783.0	8642.1	13783.0	13783.0	0.0	0.0	0.0	37.3	1	1
20	6	4	0.5	11089.8	11089.8	7071.6	11089.8	11089.8	0.0	0.0	0.0	36.2	1	1
20	6	5	1.3	15803.0	15803.0	7825.1	15803.0	15803.0	0.0	0.0	0.0	50.5	1	1
20	10	1	1.2	9207.7	9207.7	7443.9	9207.7	9207.7	0.0	0.0	0.0	19.2	1	47
20	10	2	4.7	11886.0	11886.0	7781.0	11886.0	11886.0	0.0	0.0	0.0	34.5	1	1046
20	10	3	0.8	7939.7	7939.7	6073.0	7939.7	7939.7	0.0	0.0	0.0	23.5	1	1
20	10	4	0.7	11611.6	11611.6	7807.7	11611.6	11611.6	0.0	0.0	0.0	32.8	1	1
20	10	5	0.4	5916.7	5916.7	3873.3	5916.7	5916.7	0.0	0.0	0.0	34.5	1	1
30	7	1	14.6	9820.7	9820.7	4913.7	9820.7	9820.7	0.0	0.0	0.0	50.0	1	1
30	7	2	3.8	9760.4	9760.4	5869.8	9760.4	9760.4	0.0	0.0	0.0	39.9	1	1
30	7	3	7.3	8878.4	8878.4	6348.0	8878.4	8878.4	0.0	0.0	0.0	28.5	1	1
30	7	4	7.6	10789.6	10789.6	6956.1	10789.6	10789.6	0.0	0.0	0.0	35.5	1	1
30	7	5	11.3	8353.7	8353.7	4669.8	8353.7	8353.7	0.0	0.0	0.0	44.1	1	1
30	10	1	10.4	7157.8	7157.8	4558.6	7157.8	7157.8	0.0	0.0	0.0	36.3	1	16
30	10	2	2.8	5659.9	5659.9	4067.0	5659.9	5659.9	0.0	0.0	0.0	28.1	1	1
30	10	3	3.3	5785.0	5785.0	3745.2	5785.0	5785.0	0.0	0.0	0.0	35.3	1	1
30	10	4	5.1	8222.6	8222.6	5750.3	8222.6	8222.6	0.0	0.0	0.0	30.1	1	1
30	10	5	20.3	8629.8	8629.8	5544.5	8629.8	8629.8	0.0	0.0	0.0	35.8	1	3541
30	15	1	11.0	5830.1	5830.1	3267.5	5830.1	5830.1	0.0	0.0	0.0	44.0	1	85
30	15	2	10.0	6643.1	6643.1	4068.3	6643.1	6643.1	0.0	0.0	0.0	38.8	1	455
30	15	3	3.3	4738.8	4738.8	3070.2	4738.8	4738.8	0.0	0.0	0.0	35.2	1	1
30	15	4	2.7	6263.4	6263.4	4609.0	6263.4	6263.4	0.0	0.0	0.0	26.4	1	1
30	15	5	1.7	5780.3	5780.3	4582.8	5780.3	5780.3	0.0	0.0	0.0	20.7	1	1
40	10	1	33.6	7593.1	7593.1	5513.9	7593.1	7593.1	0.0	0.0	0.0	27.4	1	1722
40	10	2	23.3	6331.4	6331.4	3884.9	6331.4	6331.4	0.0	0.0	0.0	38.6	1	620
40	10	3	11.3	6035.9	6035.9	4374.9	6035.9	6035.9	0.0	0.0	0.0	27.5	1	1
40	10	4	12.1	5222.7	5222.7	3676.7	5222.7	5222.7	0.0	0.0	0.0	29.6	1	1
40	10	5	151.2	6342.8	6342.8	3593.4	6342.8	6342.8	0.0	0.0	0.0	43.4	1	3731
40	13	1	54.8	5995.2	5995.2	4092.9	5995.2	5995.2	0.0	0.0	0.0	31.7	1	1057
40	13	2	12.4	5614.9	5614.9	4280.9	5614.9	5614.9	0.0	0.0	0.0	23.8	1	1
40	13	3	408.2	6645.0	6645.0	3675.2	6645.0	6645.0	0.0	0.0	0.0	44.7	1	34767
40	13	4	31.7	5205.9	5205.9	3069.5	5205.9	5205.9	0.0	0.0	0.0	41.0	1	1
40	13	5	131.4	6808.1	6808.1	4354.2	6808.1	6808.1	0.0	0.0	0.0	36.0	1	2422
40	20	1	13.5	5338.2	5338.2	3793.6	5338.2	5338.2	0.0	0.0	0.0	28.9	1	1
40	20	2	18.6	3413.4	3413.4	2372.8	3413.4	3413.4	0.0	0.0	0.0	30.5	1	1
40	20	3	20.2	4319.0	4319.0	3012.1	4319.0	4319.0	0.0	0.0	0.0	30.3	1	1
40	20	4	16.8	5206.5	5206.5	3834.2	5206.5	5206.5	0.0	0.0	0.0	26.4	1	1
40	20	5	13.3	4159.4	4159.4	3044.4	4159.4	4159.4	0.0	0.0	0.0	26.8	1	1
50	12	1	206.2	6242.6	6242.6	4500.3	6242.6	6242.6	0.0	0.0	0.0	27.9	1	2147
50	12	2	320.4	5594.1	5594.1	3372.3	5594.1	5594.1	0.0	0.0	0.0	39.7	1	1421
50	12	3	303.7	6430.1	6430.1	4310.6	6430.1	6430.1	0.0	0.0	0.0	33.0	1	1339
50	12	4	240.1	4743.8	4743.8	3130.6	4743.8	4743.8	0.0	0.0	0.0	34.0	1	1695
50	12	5	145.9	5500.1	5500.1	3049.1	5500.1	5500.1	0.0	0.0	0.0	44.6	1	1047
50	16	1	90.0	5137.0	5137.0	3630.9	5137.0	5137.0	0.0	0.0	0.0	29.3	1	1
50	16	2	139.7	3309.4	3309.4	1945.6	3309.4	3309.4	0.0	0.0	0.0	41.2	1	1938
50	16	3	52.9	5399.2	5399.2	3403.9	5399.2	5399.2	0.0	0.0	0.0	37.0	1	1
50	16	4	116.6	4211.3	4211.3	2731.0	4211.3	4211.3	0.0	0.0	0.0	35.1	1	1110
50	16	5	196.5	3763.2	3763.2	2416.9	3763.2	3763.2	0.0	0.0	0.0	35.8	1	1730
50	25	1	20.7	3232.6	3232.6	2203.8	3232.6	3232.6	0.0	0.0	0.0	31.8	1	1
50	25	2	43.0	4323.0	4323.0	3287.8	4323.0	4323.0	0.0	0.0	0.0	23.9	1	1488
50	25	3	70.9	3557.9	3557.9	2560.5	3557.9	3557.9	0.0	0.0	0.0	28.0	1	2158
50	25	4	1218.2	3606.2	3606.2	2401.7	3606.2	3606.2	0.0	0.0	0.0	33.4	1	74723
50	25	5	22.0	3670.8	3670.8	2718.2	3670.8	3670.8	0.0	0.0	0.0	26.0	1	1

Table 39: Summary results table for model OMT F1 Flow (1) covering

N	p	#	CPU	GBUR	GBUL	GUBL	GUL	nod
20	5	5	0.9	37.0	0.0	0.0	0.0	26
20	6	5	0.6	35.0	0.0	0.0	0.0	1
20	10	5	1.6	28.9	0.0	0.0	0.0	219
30	7	5	8.9	39.6	0.0	0.0	0.0	1
30	10	5	8.4	33.1	0.0	0.0	0.0	712
30	15	5	5.7	33.0	0.0	0.0	0.0	109
40	10	5	46.3	33.3	0.0	0.0	0.0	1215
40	13	5	127.7	35.4	0.0	0.0	0.0	7650
40	20	5	16.5	28.6	0.0	0.0	0.0	1
50	12	5	243.3	35.8	0.0	0.0	0.0	1530
50	16	5	119.1	35.7	0.0	0.0	0.0	956
50	25	5	275.0	28.6	0.0	0.0	0.0	15674

Table 40: Instances results table for model OMT F1 Flow (2) covering

N	p	ins	CPU	objU	objL	objR	BobjU	BobjL	gUL	gBUL	gUBL	gBUR	opt	nod
20	5	1	1.1	15831.2	15831.2	9767.5	15831.2	15831.2	0.0	0.0	0.0	38.3	1	1
20	5	2	1.0	16273.0	16273.0	11950.3	16273.0	16273.0	0.0	0.0	0.0	26.6	1	1
20	5	3	1.0	15039.1	15039.1	9701.2	15039.1	15039.1	0.0	0.0	0.0	35.5	1	1
20	5	4	0.7	9076.2	9076.2	5819.3	9076.2	9076.2	0.0	0.0	0.0	35.9	1	1
20	5	5	0.3	16943.6	16943.6	12351.4	16943.6	16943.6	0.0	0.0	0.0	27.1	1	1
20	6	1	0.5	11799.8	11799.8	8334.0	11799.8	11799.8	0.0	0.0	0.0	29.4	1	1
20	6	2	0.2	10378.3	10378.3	9190.8	10378.3	10378.3	0.0	0.0	0.0	11.4	1	0
20	6	3	0.5	13783.0	13783.0	9834.0	13783.0	13783.0	0.0	0.0	0.0	28.6	1	1
20	6	4	0.6	11089.8	11089.8	7516.9	11089.8	11089.8	0.0	0.0	0.0	32.2	1	1
20	6	5	0.7	15803.0	15803.0	8971.9	15803.0	15803.0	0.0	0.0	0.0	43.2	1	1
20	10	1	0.5	9207.7	9207.7	7630.1	9207.7	9207.7	0.0	0.0	0.0	17.1	1	1
20	10	2	3.0	11886.0	11886.0	8093.9	11886.0	11886.0	0.0	0.0	0.0	31.9	1	135
20	10	3	0.6	7939.7	7939.7	6415.0	7939.7	7939.7	0.0	0.0	0.0	19.2	1	1
20	10	4	0.7	11611.6	11611.6	8109.9	11611.6	11611.6	0.0	0.0	0.0	30.2	1	1
20	10	5	0.4	5916.7	5916.7	4116.0	5916.7	5916.7	0.0	0.0	0.0	30.4	1	1
30	7	1	9.7	9820.7	9820.7	5483.6	9820.7	9820.7	0.0	0.0	0.0	44.2	1	1
30	7	2	3.9	9760.4	9760.4	6343.3	9760.4	9760.4	0.0	0.0	0.0	35.0	1	1
30	7	3	5.7	8878.4	8878.4	6554.4	8878.4	8878.4	0.0	0.0	0.0	26.2	1	1
30	7	4	5.8	10789.6	10789.6	7685.4	10789.6	10789.6	0.0	0.0	0.0	28.8	1	1
30	7	5	6.7	8353.7	8353.7	5400.5	8353.7	8353.7	0.0	0.0	0.0	35.4	1	1
30	10	1	3.5	7157.8	7157.8	5031.1	7157.8	7157.8	0.0	0.0	0.0	29.7	1	1
30	10	2	2.6	5659.9	5659.9	4258.8	5659.9	5659.9	0.0	0.0	0.0	24.8	1	1
30	10	3	3.4	5785.0	5785.0	3897.5	5785.0	5785.0	0.0	0.0	0.0	32.6	1	1
30	10	4	3.1	8222.6	8222.6	6063.4	8222.6	8222.6	0.0	0.0	0.0	26.3	1	1
30	10	5	7.6	8629.8	8629.8	5772.0	8629.8	8629.8	0.0	0.0	0.0	33.1	1	111
30	15	1	5.1	5830.1	5829.7	3559.2	5830.1	5830.1	0.0	0.0	0.0	39.0	1	1
30	15	2	5.8	6643.1	6643.1	4178.7	6643.1	6643.1	0.0	0.0	0.0	37.1	1	1
30	15	3	3.0	4738.8	4738.8	3216.0	4738.8	4738.8	0.0	0.0	0.0	32.1	1	1
30	15	4	2.6	6263.4	6263.4	4661.4	6263.4	6263.4	0.0	0.0	0.0	25.6	1	1
30	15	5	2.1	5780.3	5780.3	4664.4	5780.3	5780.3	0.0	0.0	0.0	19.3	1	1
40	10	1	47.8	7593.1	7593.1	5732.7	7593.1	7593.1	0.0	0.0	0.0	24.5	1	1686
40	10	2	32.8	6331.4	6331.4	4056.9	6331.4	6331.4	0.0	0.0	0.0	35.9	1	473
40	10	3	9.0	6035.9	6035.9	4563.3	6035.9	6035.9	0.0	0.0	0.0	24.4	1	1
40	10	4	6.9	5222.7	5222.7	3759.1	5222.7	5222.7	0.0	0.0	0.0	28.0	1	1
40	10	5	49.9	6342.8	6342.8	3749.9	6342.8	6342.8	0.0	0.0	0.0	40.9	1	1885
40	13	1	15.1	5995.2	5995.2	4268.5	5995.2	5995.2	0.0	0.0	0.0	28.8	1	1
40	13	2	8.9	5614.9	5614.9	4363.0	5614.9	5614.9	0.0	0.0	0.0	22.3	1	1
40	13	3	41.4	6645.0	6645.0	4062.0	6645.0	6645.0	0.0	0.0	0.0	38.9	1	1250
40	13	4	21.0	5205.9	5205.9	3403.7	5205.9	5205.9	0.0	0.0	0.0	34.6	1	36
40	13	5	29.6	6808.1	6808.1	4559.1	6808.1	6808.1	0.0	0.0	0.0	33.0	1	560
40	20	1	9.7	5338.2	5338.2	3999.3	5338.2	5338.2	0.0	0.0	0.0	25.1	1	1
40	20	2	7.8	3413.4	3413.4	2494.1	3413.4	3413.4	0.0	0.0	0.0	26.9	1	1
40	20	3	13.9	4319.0	4319.0	3105.4	4319.0	4319.0	0.0	0.0	0.0	28.1	1	1
40	20	4	9.3	5206.5	5206.5	4063.8	5206.5	5206.5	0.0	0.0	0.0	22.0	1	1
40	20	5	9.5	4159.4	4159.4	3115.2	4159.4	4159.4	0.0	0.0	0.0	25.1	1	1
50	12	1	83.5	6242.6	6242.6	4610.2	6242.6	6242.6	0.0	0.0	0.0	26.1	1	1
50	12	2	153.0	5594.1	5594.1	3503.2	5594.1	5594.1	0.0	0.0	0.0	37.4	1	772
50	12	3	168.9	6430.1	6430.1	4375.9	6430.1	6430.1	0.0	0.0	0.0	32.0	1	2444
50	12	4	85.7	4743.8	4743.8	3278.4	4743.8	4743.8	0.0	0.0	0.0	30.9	1	1
50	12	5	108.5	5500.1	5500.1	3204.1	5500.1	5500.1	0.0	0.0	0.0	41.7	1	1
50	16	1	67.5	5137.0	5137.0	3768.0	5137.0	5137.0	0.0	0.0	0.0	26.6	1	1
50	16	2	41.0	3309.4	3309.4	2029.7	3309.4	3309.4	0.0	0.0	0.0	38.7	1	1
50	16	3	76.3	5399.2	5399.2	3534.4	5399.2	5399.2	0.0	0.0	0.0	34.5	1	726
50	16	4	53.7	4211.3	4211.3	2815.8	4211.3	4211.3	0.0	0.0	0.0	33.1	1	1
50	16	5	80.5	3763.2	3763.2	2558.3	3763.2	3763.2	0.0	0.0	0.0	32.0	1	56
50	25	1	14.7	3232.6	3232.6	2305.2	3232.6	3232.6	0.0	0.0	0.0	28.7	1	1
50	25	2	27.6	4323.0	4323.0	3322.7	4323.0	4323.0	0.0	0.0	0.0	23.1	1	1
50	25	3	38.2	3557.9	3557.9	2620.7	3557.9	3557.9	0.0	0.0	0.0	26.3	1	192
50	25	4	46.3	3606.2	3606.2	2495.3	3606.2	3606.2	0.0	0.0	0.0	30.8	1	3235
50	25	5	16.5	3670.8	3670.8	2741.6	3670.8	3670.8	0.0	0.0	0.0	25.3	1	1

Table 41: Summary results table for model OMT F1 Flow (2) covering

N	p	#	CPU	GBUR	GBUL	GUBL	GUL	nod
20	5	5	0.8	32.7	0.0	0.0	0.0	1
20	6	5	0.5	29.0	0.0	0.0	0.0	1
20	10	5	1.0	25.8	0.0	0.0	0.0	28
30	7	5	6.4	33.9	0.0	0.0	0.0	1
30	10	5	4.0	29.3	0.0	0.0	0.0	23
30	15	5	3.7	30.6	0.0	0.0	0.0	1
40	10	5	29.3	30.7	0.0	0.0	0.0	809
40	13	5	23.2	31.5	0.0	0.0	0.0	370
40	20	5	10.0	25.4	0.0	0.0	0.0	1
50	12	5	119.9	33.6	0.0	0.0	0.0	644
50	16	5	63.8	33.0	0.0	0.0	0.0	157
50	25	5	28.7	26.8	0.0	0.0	0.0	686

Table 42: Instances results table for model OMT F1 KM covering

N	p	ins	CPU	objU	objL	objR	BobjU	BobjL	gUL	gBUL	gUBL	gBUR	opt	nod
20	5	1	0.9	15831.2	15831.2	8678.2	15831.2	15831.2	0.0	0.0	0.0	45.2	1	1
20	5	2	1.9	16273.0	16273.0	11464.7	16273.0	16273.0	0.0	0.0	0.0	29.6	1	1
20	5	3	1.0	15039.1	15039.1	8983.6	15039.1	15039.1	0.0	0.0	0.0	40.3	1	1
20	5	4	0.6	9076.2	9076.2	5449.0	9076.2	9076.2	0.0	0.0	0.0	40.0	1	1
20	5	5	0.3	16943.6	16943.6	11867.1	16943.6	16943.6	0.0	0.0	0.0	30.0	1	0
20	6	1	0.3	11799.8	11799.8	7620.6	11799.8	11799.8	0.0	0.0	0.0	35.4	1	0
20	6	2	0.3	10378.3	10378.3	8736.0	10378.3	10378.3	0.0	0.0	0.0	15.8	1	0
20	6	3	0.7	13783.0	13783.0	8642.1	13783.0	13783.0	0.0	0.0	0.0	37.3	1	1
20	6	4	0.3	11089.8	11089.8	7071.6	11089.8	11089.8	0.0	0.0	0.0	36.2	1	0
20	6	5	1.8	15803.0	15803.0	7825.1	15803.0	15803.0	0.0	0.0	0.0	50.5	1	1
20	10	1	0.4	9207.7	9207.7	7443.9	9207.7	9207.7	0.0	0.0	0.0	19.2	1	0
20	10	2	0.4	11886.0	11886.0	7938.2	11886.0	11886.0	0.0	0.0	0.0	33.2	1	0
20	10	3	0.4	7939.7	7939.7	6117.8	7939.7	7939.7	0.0	0.0	0.0	23.0	1	0
20	10	4	0.4	11611.6	11611.6	7807.7	11611.6	11611.6	0.0	0.0	0.0	32.8	1	0
20	10	5	0.4	5916.7	5916.7	3873.3	5916.7	5916.7	0.0	0.0	0.0	34.5	1	0
30	7	1	17.5	9820.7	9820.7	4913.7	9820.7	9820.7	0.0	0.0	0.0	50.0	1	1
30	7	2	8.5	9760.4	9760.4	5869.8	9760.4	9760.4	0.0	0.0	0.0	39.9	1	1
30	7	3	10.5	8878.4	8878.4	6348.0	8878.4	8878.4	0.0	0.0	0.0	28.5	1	1
30	7	4	9.3	10789.6	10789.6	6956.1	10789.6	10789.6	0.0	0.0	0.0	35.5	1	1
30	7	5	13.9	8353.7	8353.7	4669.8	8353.7	8353.7	0.0	0.0	0.0	44.1	1	1
30	10	1	4.7	7157.8	7157.8	4558.6	7157.8	7157.8	0.0	0.0	0.0	36.3	1	1
30	10	2	4.3	5659.9	5659.9	4067.0	5659.9	5659.9	0.0	0.0	0.0	28.1	1	1
30	10	3	7.1	5785.0	5785.0	3745.2	5785.0	5785.0	0.0	0.0	0.0	35.3	1	1
30	10	4	10.8	8222.6	8222.6	5750.3	8222.6	8222.6	0.0	0.0	0.0	30.1	1	1
30	10	5	13.9	8629.8	8629.8	5544.5	8629.8	8629.8	0.0	0.0	0.0	35.8	1	1
30	15	1	11.2	5830.1	5830.1	3312.2	5830.1	5830.1	0.0	0.0	0.0	43.2	1	1
30	15	2	12.5	6643.1	6643.1	4150.4	6643.1	6643.1	0.0	0.0	0.0	37.5	1	1
30	15	3	7.3	4738.8	4738.8	3070.2	4738.8	4738.8	0.0	0.0	0.0	35.2	1	1
30	15	4	8.0	6263.4	6263.4	4609.0	6263.4	6263.4	0.0	0.0	0.0	26.4	1	1
30	15	5	3.2	5780.3	5780.3	4582.8	5780.3	5780.3	0.0	0.0	0.0	20.7	1	1
40	10	1	69.1	7593.1	7593.1	5513.9	7593.1	7593.1	0.0	0.0	0.0	27.4	1	1209
40	10	2	46.7	6331.4	6331.4	3884.9	6331.4	6331.4	0.0	0.0	0.0	38.6	1	1
40	10	3	10.7	6035.9	6035.9	4374.9	6035.9	6035.9	0.0	0.0	0.0	27.5	1	1
40	10	4	13.6	5222.7	5222.7	3676.7	5222.7	5222.7	0.0	0.0	0.0	29.6	1	1
40	10	5	67.4	6342.8	6342.8	3593.4	6342.8	6342.8	0.0	0.0	0.0	43.4	1	1096
40	13	1	16.7	5995.2	5995.2	4092.9	5995.2	5995.2	0.0	0.0	0.0	31.7	1	1
40	13	2	17.8	5614.9	5614.9	4280.9	5614.9	5614.9	0.0	0.0	0.0	23.8	1	1
40	13	3	48.3	6645.0	6645.0	3675.2	6645.0	6645.0	0.0	0.0	0.0	44.7	1	1
40	13	4	24.1	5205.9	5205.9	3069.5	5205.9	5205.9	0.0	0.0	0.0	41.0	1	1
40	13	5	43.4	6808.1	6808.1	4354.2	6808.1	6808.1	0.0	0.0	0.0	36.0	1	1
40	20	1	25.7	5338.2	5338.2	3793.6	5338.2	5338.2	0.0	0.0	0.0	28.9	1	1
40	20	2	14.8	3413.4	3413.4	2372.8	3413.4	3413.4	0.0	0.0	0.0	30.5	1	1
40	20	3	26.3	4319.0	4319.0	3012.1	4319.0	4319.0	0.0	0.0	0.0	30.3	1	1
40	20	4	27.1	5206.5	5206.5	3834.2	5206.5	5206.5	0.0	0.0	0.0	26.4	1	1
40	20	5	17.6	4159.4	4159.4	3044.4	4159.4	4159.4	0.0	0.0	0.0	26.8	1	1
50	12	1	193.3	6242.6	6242.6	4500.3	6242.6	6242.6	0.0	0.0	0.0	27.9	1	1
50	12	2	227.4	5594.1	5594.1	3372.3	5594.1	5594.1	0.0	0.0	0.0	39.7	1	127
50	12	3	168.8	6430.1	6430.1	4310.6	6430.1	6430.1	0.0	0.0	0.0	33.0	1	450
50	12	4	129.5	4743.8	4743.8	3130.6	4743.8	4743.8	0.0	0.0	0.0	34.0	1	1
50	12	5	49.5	5500.1	5500.1	3049.1	5500.1	5500.1	0.0	0.0	0.0	44.6	1	1
50	16	1	51.9	5137.0	5137.0	3630.9	5137.0	5137.0	0.0	0.0	0.0	29.3	1	1
50	16	2	29.4	3309.4	3309.4	1945.6	3309.4	3309.4	0.0	0.0	0.0	41.2	1	1
50	16	3	69.9	5399.2	5399.2	3403.9	5399.2	5399.2	0.0	0.0	0.0	37.0	1	1
50	16	4	59.4	4211.3	4211.3	2731.0	4211.3	4211.3	0.0	0.0	0.0	35.1	1	1
50	16	5	47.0	3763.2	3763.2	2416.9	3763.2	3763.2	0.0	0.0	0.0	35.8	1	1
50	25	1	37.8	3232.6	3232.6	2203.8	3232.6	3232.6	0.0	0.0	0.0	31.8	1	1
50	25	2	37.2	4323.0	4323.0	3295.5	4323.0	4323.0	0.0	0.0	0.0	23.8	1	1
50	25	3	56.1	3557.9	3557.9	2560.5	3557.9	3557.9	0.0	0.0	0.0	28.0	1	1
50	25	4	49.1	3606.2	3606.2	2411.6	3606.2	3606.2	0.0	0.0	0.0	33.1	1	1
50	25	5	42.9	3670.8	3670.8	2718.2	3670.8	3670.8	0.0	0.0	0.0	26.0	1	1

Table 43: Summary results table for model OMT F1 KM covering

N	p	#	CPU	GBUR	GBUL	GUBL	GUL	nod
20	5	5	0.9	37.0	0.0	0.0	0.0	1
20	6	5	0.7	35.0	0.0	0.0	0.0	0
20	10	5	0.4	28.5	0.0	0.0	0.0	0
30	7	5	11.9	39.6	0.0	0.0	0.0	1
30	10	5	8.2	33.1	0.0	0.0	0.0	1
30	15	5	8.4	32.6	0.0	0.0	0.0	1
40	10	5	41.5	33.3	0.0	0.0	0.0	462
40	13	5	30.1	35.4	0.0	0.0	0.0	1
40	20	5	22.3	28.6	0.0	0.0	0.0	1
50	12	5	153.7	35.8	0.0	0.0	0.0	116
50	16	5	51.5	35.7	0.0	0.0	0.0	1
50	25	5	44.6	28.5	0.0	0.0	0.0	1

Table 44: Instances results table for model OMT F1 Subelim (1) covering

N	p	ins	CPU	objU	objL	objR	BobjU	BobjL	gUL	gBUL	gUBL	gBUR	opt	nod
20	5	1	2.1	15831.2	15831.2	8678.2	15831.2	15831.2	0.0	0.0	0.0	45.2	1	570
20	5	2	1.5	16273.0	16273.0	11464.7	16273.0	16273.0	0.0	0.0	0.0	29.6	1	214
20	5	3	2.2	15039.1	15039.1	8983.6	15039.1	15039.1	0.0	0.0	0.0	40.3	1	499
20	5	4	1.9	9076.2	9076.2	5449.0	9076.2	9076.2	0.0	0.0	0.0	40.0	1	36
20	5	5	0.9	16943.6	16943.6	11867.1	16943.6	16943.6	0.0	0.0	0.0	30.0	1	1
20	6	1	1.3	11799.8	11799.8	7620.6	11799.8	11799.8	0.0	0.0	0.0	35.4	1	236
20	6	2	0.4	10378.3	10378.3	8736.0	10378.3	10378.3	0.0	0.0	0.0	15.8	1	1
20	6	3	1.4	13783.0	13783.0	8642.1	13783.0	13783.0	0.0	0.0	0.0	37.3	1	36
20	6	4	1.9	11089.8	11089.8	7071.6	11089.8	11089.8	0.0	0.0	0.0	36.2	1	1
20	6	5	2.0	15803.0	15803.0	7825.1	15803.0	15803.0	0.0	0.0	0.0	50.5	1	569
20	10	1	2.4	9207.7	9207.7	7443.9	9207.7	9207.7	0.0	0.0	0.0	19.2	1	734
20	10	2	7.6	11886.0	11886.0	7781.0	11886.0	11886.0	0.0	0.0	0.0	34.5	1	2580
20	10	3	3.1	7939.7	7939.7	6073.0	7939.7	7939.7	0.0	0.0	0.0	23.5	1	1302
20	10	4	2.4	11611.6	11611.6	7807.7	11611.6	11611.6	0.0	0.0	0.0	32.8	1	1715
20	10	5	0.4	5916.7	5916.7	3873.3	5916.7	5916.7	0.0	0.0	0.0	34.5	1	1
30	7	1	21.8	9820.7	9820.7	4913.7	9820.7	9820.7	0.0	0.0	0.0	50.0	1	2574
30	7	2	11.5	9760.4	9760.4	5869.8	9760.4	9760.4	0.0	0.0	0.0	39.9	1	44
30	7	3	8.0	8878.4	8878.4	6348.0	8878.4	8878.4	0.0	0.0	0.0	28.5	1	1
30	7	4	7.3	10789.6	10789.6	6956.1	10789.6	10789.6	0.0	0.0	0.0	35.5	1	1
30	7	5	39.7	8353.7	8353.7	4669.8	8353.7	8353.7	0.0	0.0	0.0	44.1	1	2246
30	10	1	3.7	7157.8	7157.8	4558.6	7157.8	7157.8	0.0	0.0	0.0	36.3	1	1
30	10	2	4.7	5659.9	5659.9	4067.0	5659.9	5659.9	0.0	0.0	0.0	28.1	1	23
30	10	3	9.0	5785.0	5785.0	3745.2	5785.0	5785.0	0.0	0.0	0.0	35.3	1	876
30	10	4	5.2	8222.6	8222.6	5750.3	8222.6	8222.6	0.0	0.0	0.0	30.1	1	1
30	10	5	29.3	8629.8	8629.8	5544.5	8629.8	8629.8	0.0	0.0	0.0	35.8	1	3030
30	15	1	1120.3	5830.1	5830.1	3267.5	5830.1	5830.1	0.0	0.0	0.0	44.0	1	353824
30	15	2	81.7	6643.1	6643.1	4068.3	6643.1	6643.1	0.0	0.0	0.0	38.8	1	24911
30	15	3	24.0	4738.8	4738.8	3070.2	4738.8	4738.8	0.0	0.0	0.0	35.2	1	1425
30	15	4	7.3	6263.4	6263.4	4609.0	6263.4	6263.4	0.0	0.0	0.0	26.4	1	301
30	15	5	3.8	5780.3	5780.3	4582.8	5780.3	5780.3	0.0	0.0	0.0	20.7	1	1
40	10	1	110.4	7593.1	7593.1	5513.9	7593.1	7593.1	0.0	0.0	0.0	27.4	1	8317
40	10	2	23.7	6331.4	6331.4	3884.9	6331.4	6331.4	0.0	0.0	0.0	38.6	1	1392
40	10	3	10.0	6035.9	6035.9	4374.9	6035.9	6035.9	0.0	0.0	0.0	27.5	1	32
40	10	4	13.8	5222.7	5222.7	3676.7	5222.7	5222.7	0.0	0.0	0.0	29.6	1	34
40	10	5	225.0	6342.8	6342.8	3593.4	6342.8	6342.8	0.0	0.0	0.0	43.4	1	15928
40	13	1	86.2	5995.2	5995.2	4092.9	5995.2	5995.2	0.0	0.0	0.0	31.7	1	2685
40	13	2	27.8	5614.9	5614.9	4280.9	5614.9	5614.9	0.0	0.0	0.0	23.8	1	1828
40	13	3	602.5	6645.0	6645.0	3675.2	6645.0	6645.0	0.0	0.0	0.0	44.7	1	84672
40	13	4	135.4	5205.9	5205.9	3069.5	5205.9	5205.9	0.0	0.0	0.0	41.0	1	8204
40	13	5	2078.0	6808.1	6808.1	4354.2	6808.1	6808.1	0.0	0.0	0.0	36.0	1	374847
40	20	1	3600.2	6278.9	4958.6	3793.6	5338.2	5338.2	21.0	7.1	15.0	28.9	0	275470
40	20	2	65.5	3413.4	3413.4	2372.8	3413.4	3413.4	0.0	0.0	0.0	30.5	1	1955
40	20	3	665.0	4319.0	4319.0	3012.1	4319.0	4319.0	0.0	0.0	0.0	30.3	1	67431
40	20	4	3600.2	5206.5	5140.9	3834.2	5206.5	5206.5	1.3	1.3	0.0	26.4	0	473522
40	20	5	56.9	4159.4	4159.4	3044.4	4159.4	4159.4	0.0	0.0	0.0	26.8	1	1302
50	12	1	724.9	6242.6	6242.6	4500.3	6242.6	6242.6	0.0	0.0	0.0	27.9	1	7607
50	12	2	356.3	5594.1	5594.1	3372.3	5594.1	5594.1	0.0	0.0	0.0	39.7	1	3808
50	12	3	1147.1	6430.1	6430.1	4310.6	6430.1	6430.1	0.0	0.0	0.0	33.0	1	31859
50	12	4	881.0	4743.8	4743.8	3130.6	4743.8	4743.8	0.0	0.0	0.0	34.0	1	33634
50	12	5	3600.3	5500.1	5404.3	3049.1	5500.1	5500.1	1.7	1.7	0.0	44.6	0	108172
50	16	1	161.1	5137.0	5137.0	3630.9	5137.0	5137.0	0.0	0.0	0.0	29.3	1	1123
50	16	2	194.5	3309.4	3309.4	1945.6	3309.4	3309.4	0.0	0.0	0.0	41.2	1	1202
50	16	3	339.8	5399.2	5399.2	3403.9	5399.2	5399.2	0.0	0.0	0.0	37.0	1	6761
50	16	4	158.6	4211.3	4211.3	2731.0	4211.3	4211.3	0.0	0.0	0.0	35.1	1	1116
50	16	5	3600.3	5100.5	3498.3	2416.9	3763.2	3763.2	31.4	7.0	26.2	35.8	0	136486
50	25	1	1340.2	3232.6	3232.4	2203.8	3232.6	3232.6	0.0	0.0	0.0	31.8	1	100394
50	25	2	3600.5	4478.4	4211.7	3287.8	4323.0	4323.0	6.0	2.6	3.5	23.9	0	171574
50	25	3	2311.2	3557.9	3557.7	2560.5	3557.9	3557.9	0.0	0.0	0.0	28.0	1	160204
50	25	4	3600.3	3644.1	3481.0	2401.7	3606.2	3606.2	4.5	3.5	1.0	33.4	0	223266
50	25	5	21.0	3670.8	3670.8	2718.2	3670.8	3670.8	0.0	0.0	0.0	26.0	1	106

Table 45: Summary results table for model OMT F1 Subelim (1) covering

N	p	#	CPU	GBUR	GBUL	GUBL	GUL	nod
20	5	5	1.7	37.0	0.0	0.0	0.0	264
20	6	5	1.4	35.0	0.0	0.0	0.0	169
20	10	5	3.2	28.9	0.0	0.0	0.0	1266
30	7	5	17.7	39.6	0.0	0.0	0.0	973
30	10	5	10.4	33.1	0.0	0.0	0.0	786
30	15	5	247.4	33.0	0.0	0.0	0.0	76092
40	10	5	76.6	33.3	0.0	0.0	0.0	5141
40	13	5	586.0	35.4	0.0	0.0	0.0	94447
40	20	3	1597.6	28.6	1.7	3.0	4.5	163936
50	12	4	1341.9	35.8	0.3	0.0	0.3	37016
50	16	4	890.9	35.7	1.4	5.2	6.3	29338
50	25	3	2174.6	28.6	1.2	0.9	2.1	131109

Table 46: Instances results table for model OMT F1 Subelim (2) covering

N	p	ins	CPU	objU	objL	objR	BobjU	BobjL	gUL	gBUL	gUBL	gBUR	opt	nod
20	5	1	7.6	15831.2	15831.2	8678.2	15831.2	15831.2	0.0	0.0	0.0	45.2	1	2152
20	5	2	1.8	16273.0	16273.0	11464.7	16273.0	16273.0	0.0	0.0	0.0	29.6	1	208
20	5	3	2.2	15039.1	15039.1	8983.6	15039.1	15039.1	0.0	0.0	0.0	40.3	1	520
20	5	4	1.8	9076.2	9076.2	5449.0	9076.2	9076.2	0.0	0.0	0.0	40.0	1	324
20	5	5	0.9	16943.6	16943.6	11867.1	16943.6	16943.6	0.0	0.0	0.0	30.0	1	1
20	6	1	1.3	11799.8	11799.8	7620.6	11799.8	11799.8	0.0	0.0	0.0	35.4	1	90
20	6	2	0.3	10378.3	10378.3	8736.0	10378.3	10378.3	0.0	0.0	0.0	15.8	1	1
20	6	3	1.9	13783.0	13783.0	8642.1	13783.0	13783.0	0.0	0.0	0.0	37.3	1	15
20	6	4	1.8	11089.8	11089.8	7071.6	11089.8	11089.8	0.0	0.0	0.0	36.2	1	1
20	6	5	2.2	15803.0	15803.0	7825.1	15803.0	15803.0	0.0	0.0	0.0	50.5	1	850
20	10	1	2.4	9207.7	9207.7	7443.9	9207.7	9207.7	0.0	0.0	0.0	19.2	1	661
20	10	2	33.1	11886.0	11886.0	7781.0	11886.0	11886.0	0.0	0.0	0.0	34.5	1	21110
20	10	3	1.6	7939.7	7939.7	6073.0	7939.7	7939.7	0.0	0.0	0.0	23.5	1	15
20	10	4	1.6	11611.6	11611.6	7807.7	11611.6	11611.6	0.0	0.0	0.0	32.8	1	226
20	10	5	0.7	5916.7	5916.7	3873.3	5916.7	5916.7	0.0	0.0	0.0	34.5	1	1
30	7	1	80.2	9820.7	9820.7	4913.7	9820.7	9820.7	0.0	0.0	0.0	50.0	1	9361
30	7	2	8.8	9760.4	9760.4	5869.8	9760.4	9760.4	0.0	0.0	0.0	39.9	1	52
30	7	3	8.1	8878.4	8878.4	6348.0	8878.4	8878.4	0.0	0.0	0.0	28.5	1	1
30	7	4	7.1	10789.6	10789.6	6956.1	10789.6	10789.6	0.0	0.0	0.0	35.5	1	1
30	7	5	51.2	8353.7	8353.7	4669.8	8353.7	8353.7	0.0	0.0	0.0	44.1	1	9402
30	10	1	13.3	7157.8	7157.8	4558.6	7157.8	7157.8	0.0	0.0	0.0	36.3	1	1549
30	10	2	8.1	5659.9	5659.9	4067.0	5659.9	5659.9	0.0	0.0	0.0	28.1	1	145
30	10	3	9.8	5785.0	5785.0	3745.2	5785.0	5785.0	0.0	0.0	0.0	35.3	1	333
30	10	4	7.7	8222.6	8222.6	5750.3	8222.6	8222.6	0.0	0.0	0.0	30.1	1	829
30	10	5	122.2	8629.8	8629.8	5544.5	8629.8	8629.8	0.0	0.0	0.0	35.8	1	24289
30	15	1	97.9	5830.1	5830.1	3267.5	5830.1	5830.1	0.0	0.0	0.0	44.0	1	24791
30	15	2	27.1	6643.1	6643.1	4068.3	6643.1	6643.1	0.0	0.0	0.0	38.8	1	2102
30	15	3	4.2	4738.8	4738.8	3070.2	4738.8	4738.8	0.0	0.0	0.0	35.2	1	1
30	15	4	4.4	6263.4	6263.4	4609.0	6263.4	6263.4	0.0	0.0	0.0	26.4	1	1
30	15	5	4.2	5780.3	5780.3	4582.8	5780.3	5780.3	0.0	0.0	0.0	20.7	1	1
40	10	1	259.9	7593.1	7593.1	5513.9	7593.1	7593.1	0.0	0.0	0.0	27.4	1	25966
40	10	2	14.7	6331.4	6331.4	3884.9	6331.4	6331.4	0.0	0.0	0.0	38.6	1	51
40	10	3	14.7	6035.9	6035.9	4374.9	6035.9	6035.9	0.0	0.0	0.0	27.5	1	1047
40	10	4	12.8	5222.7	5222.7	3676.7	5222.7	5222.7	0.0	0.0	0.0	29.6	1	950
40	10	5	3600.2	6342.8	5802.7	3593.4	6342.8	6342.8	8.5	8.5	0.0	43.4	0	349317
40	13	1	325.1	5995.2	5995.2	4092.9	5995.2	5995.2	0.0	0.0	0.0	31.7	1	37656
40	13	2	78.0	5614.9	5614.9	4280.9	5614.9	5614.9	0.0	0.0	0.0	23.8	1	1215
40	13	3	3600.2	6645.0	6319.9	3675.2	6645.0	6645.0	4.9	4.9	0.0	44.7	0	396051
40	13	4	113.0	5205.9	5205.9	3069.5	5205.9	5205.9	0.0	0.0	0.0	41.0	1	3418
40	13	5	3600.3	6809.1	6172.3	4354.2	6808.1	6808.1	9.3	9.3	0.0	36.0	0	322699
40	20	1	101.4	5338.2	5338.2	3793.6	5338.2	5338.2	0.0	0.0	0.0	28.9	1	1124
40	20	2	48.5	3413.4	3413.4	2372.8	3413.4	3413.4	0.0	0.0	0.0	30.5	1	1159
40	20	3	135.8	4319.0	4319.0	3012.1	4319.0	4319.0	0.0	0.0	0.0	30.3	1	2779
40	20	4	135.3	5206.5	5206.5	3834.2	5206.5	5206.5	0.0	0.0	0.0	26.4	1	1517
40	20	5	19.8	4159.4	4159.4	3044.4	4159.4	4159.4	0.0	0.0	0.0	26.8	1	1019
50	12	1	3601.2	6442.8	6172.5	4500.3	6242.6	6242.6	4.2	1.1	3.1	27.9	0	109667
50	12	2	329.5	5594.1	5594.1	3372.3	5594.1	5594.1	0.0	0.0	0.0	39.7	1	20423
50	12	3	2913.7	6430.1	6430.1	4310.6	6430.1	6430.1	0.0	0.0	0.0	33.0	1	153687
50	12	4	3601.1	4853.2	4600.7	3130.6	4743.8	4743.8	5.2	3.0	2.2	34.0	0	120085
50	12	5	1421.6	5500.1	5500.1	3049.1	5500.1	5500.1	0.0	0.0	0.0	44.6	1	54206
50	16	1	153.0	5137.0	5137.0	3630.9	5137.0	5137.0	0.0	0.0	0.0	29.3	1	1104
50	16	2	463.1	3309.4	3309.4	1945.6	3309.4	3309.4	0.0	0.0	0.0	41.2	1	21380
50	16	3	77.2	5399.2	5399.2	3403.9	5399.2	5399.2	0.0	0.0	0.0	37.0	1	1143
50	16	4	758.5	4211.3	4211.3	2731.0	4211.3	4211.3	0.0	0.0	0.0	35.1	1	42598
50	16	5	3600.3	4040.7	3523.3	2416.9	3763.2	3763.2	12.8	6.4	6.9	35.8	0	179238
50	25	1	32.6	3232.6	3232.6	2203.8	3232.6	3232.6	0.0	0.0	0.0	31.8	1	1
50	25	2	1963.9	4323.0	4322.7	3287.8	4323.0	4323.0	0.0	0.0	0.0	23.9	1	148233
50	25	3	759.1	3557.9	3557.9	2560.5	3557.9	3557.9	0.0	0.0	0.0	28.0	1	39844
50	25	4	3600.3	3616.1	3481.7	2401.7	3606.2	3606.2	3.7	3.5	0.3	33.4	0	255924
50	25	5	34.4	3670.8	3670.8	2718.2	3670.8	3670.8	0.0	0.0	0.0	26.0	1	1

Table 47: Summary results table for model OMT F1 Subelim (2) covering

N	p	#	CPU	GBUR	GBUL	GUBL	GUL	nod
20	5	5	2.9	37.0	0.0	0.0	0.0	641
20	6	5	1.5	35.0	0.0	0.0	0.0	191
20	10	5	7.9	28.9	0.0	0.0	0.0	4403
30	7	5	31.1	39.6	0.0	0.0	0.0	3763
30	10	5	32.2	33.1	0.0	0.0	0.0	5429
30	15	5	27.6	33.0	0.0	0.0	0.0	5379
40	10	4	780.5	33.3	1.7	0.0	1.7	75466
40	13	3	1543.3	35.4	2.8	0.0	2.8	152208
40	20	5	88.2	28.6	0.0	0.0	0.0	1520
50	12	3	2373.4	35.8	0.8	1.1	1.9	91614
50	16	4	1010.4	35.7	1.3	1.4	2.6	49093
50	25	4	1278.1	28.6	0.7	0.1	0.7	88801



Table 48: Instances results table for model OMT F2 MTZ covering

N	p	ins	CPU	objU	objL	objR	BobJU	BobJL	gUL	gBUL	gUBL	gBUR	opt	nod
20	5	1	2.3	15831.2	15831.2	11628.1	15831.2	15831.2	0.0	0.0	0.0	26.6	1	37
20	5	2	2.0	16273.0	16273.0	13320.5	16273.0	16273.0	0.0	0.0	0.0	18.1	1	1
20	5	3	3.8	15039.1	15039.1	11682.6	15039.1	15039.1	0.0	0.0	0.0	22.3	1	465
20	5	4	1.6	9076.2	9076.2	6951.0	9076.2	9076.2	0.0	0.0	0.0	23.4	1	1
20	5	5	0.5	16943.6	16943.6	14153.7	16943.6	16943.6	0.0	0.0	0.0	16.5	1	1
20	6	1	0.6	11799.8	11799.8	10139.9	11799.8	11799.8	0.0	0.0	0.0	14.1	1	1
20	6	2	0.2	10378.3	10378.3	10220.2	10378.3	10378.3	0.0	0.0	0.0	1.5	1	0
20	6	3	1.4	13783.0	13783.0	12124.6	13783.0	13783.0	0.0	0.0	0.0	12.0	1	1
20	6	4	1.4	11089.8	11089.8	9572.6	11089.8	11089.8	0.0	0.0	0.0	13.7	1	1
20	6	5	3.4	15803.0	15803.0	12384.4	15803.0	15803.0	0.0	0.0	0.0	21.6	1	1
20	10	1	0.5	9207.7	9207.7	8445.0	9207.7	9207.7	0.0	0.0	0.0	8.3	1	1
20	10	2	2.0	11886.0	11886.0	9702.5	11886.0	11886.0	0.0	0.0	0.0	18.4	1	55
20	10	3	0.7	7939.7	7939.7	7280.6	7939.7	7939.7	0.0	0.0	0.0	8.3	1	1
20	10	4	0.6	11611.6	11611.6	10680.8	11611.6	11611.6	0.0	0.0	0.0	8.0	1	1
20	10	5	0.6	5916.7	5916.7	5785.7	5916.7	5916.7	0.0	0.0	0.0	2.2	1	1
30	7	1	27.6	9820.7	9820.7	7366.4	9820.7	9820.7	0.0	0.0	0.0	25.0	1	302
30	7	2	9.8	9760.4	9760.4	7335.1	9760.4	9760.4	0.0	0.0	0.0	24.9	1	1
30	7	3	7.4	8878.4	8878.4	7516.0	8878.4	8878.4	0.0	0.0	0.0	15.3	1	1
30	7	4	20.9	10789.6	10789.6	9136.9	10789.6	10789.6	0.0	0.0	0.0	15.3	1	1
30	7	5	26.0	8353.7	8353.7	6495.1	8353.7	8353.7	0.0	0.0	0.0	22.2	1	71
30	10	1	4.8	7157.8	7157.8	6406.1	7157.8	7157.8	0.0	0.0	0.0	10.5	1	1
30	10	2	4.3	5659.9	5659.9	5337.0	5659.9	5659.9	0.0	0.0	0.0	5.7	1	1
30	10	3	5.7	5785.0	5785.0	5107.6	5785.0	5785.0	0.0	0.0	0.0	11.7	1	1
30	10	4	12.3	8222.6	8222.6	7446.7	8222.6	8222.6	0.0	0.0	0.0	9.4	1	98
30	10	5	12.6	8629.8	8629.8	7221.3	8629.8	8629.8	0.0	0.0	0.0	16.3	1	118
30	15	1	8.3	5830.1	5830.1	4968.6	5830.1	5830.1	0.0	0.0	0.0	14.8	1	161
30	15	2	8.5	6643.1	6643.1	6096.4	6643.1	6643.1	0.0	0.0	0.0	8.2	1	72
30	15	3	1.4	4738.8	4738.8	4467.4	4738.8	4738.8	0.0	0.0	0.0	5.7	1	1
30	15	4	2.1	6263.4	6263.4	6027.4	6263.4	6263.4	0.0	0.0	0.0	3.8	1	1
30	15	5	2.2	5780.3	5780.3	5553.1	5780.3	5780.3	0.0	0.0	0.0	3.9	1	1
40	10	1	111.5	7593.1	7593.1	6199.7	7593.1	7593.1	0.0	0.0	0.0	18.4	1	525
40	10	2	72.4	6331.4	6331.4	5238.1	6331.4	6331.4	0.0	0.0	0.0	17.3	1	528
40	10	3	12.0	6035.9	6035.9	5380.2	6035.9	6035.9	0.0	0.0	0.0	10.9	1	1
40	10	4	14.6	5222.7	5222.7	4292.1	5222.7	5222.7	0.0	0.0	0.0	17.8	1	1
40	10	5	77.5	6342.8	6342.8	4693.5	6342.8	6342.8	0.0	0.0	0.0	26.0	1	819
40	13	1	27.7	5995.2	5995.2	5333.0	5995.2	5995.2	0.0	0.0	0.0	11.1	1	99
40	13	2	16.4	5614.9	5614.9	5061.6	5614.9	5614.9	0.0	0.0	0.0	9.8	1	1
40	13	3	63.8	6645.0	6645.0	5338.0	6645.0	6645.0	0.0	0.0	0.0	19.7	1	2360
40	13	4	27.7	5205.9	5205.9	4306.7	5205.9	5205.9	0.0	0.0	0.0	17.3	1	102
40	13	5	200.7	6808.1	6808.1	5207.0	6808.1	6808.1	0.0	0.0	0.0	23.5	1	4910
40	20	1	7.8	5338.2	5338.2	4913.9	5338.2	5338.2	0.0	0.0	0.0	8.0	1	1
40	20	2	8.8	3413.4	3413.4	3281.9	3413.4	3413.4	0.0	0.0	0.0	3.9	1	1
40	20	3	8.4	4319.0	4319.0	4023.4	4319.0	4319.0	0.0	0.0	0.0	6.8	1	1
40	20	4	13.2	5206.5	5206.5	4813.6	5206.5	5206.5	0.0	0.0	0.0	7.6	1	1
40	20	5	15.2	4159.4	4159.4	3912.2	4159.4	4159.4	0.0	0.0	0.0	5.9	1	71
50	12	1	224.4	6242.6	6242.6	5375.8	6242.6	6242.6	0.0	0.0	0.0	13.9	1	306
50	12	2	193.6	5594.1	5594.1	4377.1	5594.1	5594.1	0.0	0.0	0.0	21.8	1	145
50	12	3	146.3	6430.1	6430.1	5444.8	6430.1	6430.1	0.0	0.0	0.0	15.3	1	393
50	12	4	155.4	4743.8	4743.8	3855.6	4743.8	4743.8	0.0	0.0	0.0	18.7	1	144
50	12	5	163.5	5500.1	5500.1	4455.9	5500.1	5500.1	0.0	0.0	0.0	19.0	1	196
50	16	1	72.2	5137.0	5137.0	4584.2	5137.0	5137.0	0.0	0.0	0.0	10.8	1	36
50	16	2	44.3	3309.4	3309.4	2930.2	3309.4	3309.4	0.0	0.0	0.0	11.5	1	1
50	16	3	103.0	5399.2	5399.2	4720.3	5399.2	5399.2	0.0	0.0	0.0	12.6	1	491
50	16	4	65.8	4211.3	4211.3	3605.4	4211.3	4211.3	0.0	0.0	0.0	14.4	1	1
50	16	5	202.4	3763.2	3763.2	3203.2	3763.2	3763.2	0.0	0.0	0.0	14.9	1	4906
50	25	1	30.6	3232.6	3232.6	3109.6	3232.6	3232.6	0.0	0.0	0.0	3.8	1	1155
50	25	2	117.1	4323.0	4323.0	4073.1	4323.0	4323.0	0.0	0.0	0.0	5.8	1	43209
50	25	3	38.3	3557.9	3557.9	3353.9	3557.9	3557.9	0.0	0.0	0.0	5.7	1	1
50	25	4	44.5	3606.2	3606.2	3233.1	3606.2	3606.2	0.0	0.0	0.0	10.3	1	47
50	25	5	28.5	3670.8	3670.8	3538.0	3670.8	3670.8	0.0	0.0	0.0	3.6	1	1

Table 49: Summary results table for model OMT F2 MTZ covering

N	p	#	CPU	GBUR	GBUL	GUBL	GUL	nod
20	5	5	2.0	21.4	0.0	0.0	0.0	101
20	6	5	1.4	12.6	0.0	0.0	0.0	1
20	10	5	0.9	9.0	0.0	0.0	0.0	12
30	7	5	18.3	20.5	0.0	0.0	0.0	75
30	10	5	7.9	10.7	0.0	0.0	0.0	44
30	15	5	4.5	7.3	0.0	0.0	0.0	47
40	10	5	57.6	18.1	0.0	0.0	0.0	375
40	13	5	67.3	16.3	0.0	0.0	0.0	1494
40	20	5	10.7	6.4	0.0	0.0	0.0	15
50	12	5	176.6	17.7	0.0	0.0	0.0	237
50	16	5	97.5	12.8	0.0	0.0	0.0	1087
50	25	5	51.8	5.8	0.0	0.0	0.0	8883

Table 50: Instances results table for model OMT F2 Flow covering

N	p	ins	CPU	objU	objL	objR	BobjU	BobjL	gUL	gBUL	gUBL	gBUR	opt	nod
20	5	1	4.3	15831.2	15831.2	11628.1	15831.2	15831.2	0.0	0.0	0.0	26.6	1	1329
20	5	2	3.1	16273.0	16273.0	13320.5	16273.0	16273.0	0.0	0.0	0.0	18.1	1	271
20	5	3	2.7	15039.1	15039.1	11682.6	15039.1	15039.1	0.0	0.0	0.0	22.3	1	1
20	5	4	1.6	9076.2	9076.2	6967.4	9076.2	9076.2	0.0	0.0	0.0	23.2	1	1
20	5	5	1.3	16943.6	16943.6	14127.3	16943.6	16943.6	0.0	0.0	0.0	16.6	1	1
20	6	1	0.7	11799.8	11799.8	10139.9	11799.8	11799.8	0.0	0.0	0.0	14.1	1	1
20	6	2	0.2	10378.3	10378.3	10220.2	10378.3	10378.3	0.0	0.0	0.0	1.5	1	0
20	6	3	1.1	13783.0	13783.0	12124.6	13783.0	13783.0	0.0	0.0	0.0	12.0	1	1
20	6	4	1.1	11089.8	11089.8	9566.4	11089.8	11089.8	0.0	0.0	0.0	13.7	1	1
20	6	5	2.6	15803.0	15803.0	12384.4	15803.0	15803.0	0.0	0.0	0.0	21.6	1	1
20	10	1	2.9	9207.7	9207.7	8445.0	9207.7	9207.7	0.0	0.0	0.0	8.3	1	180
20	10	2	39.0	11886.0	11886.0	9379.9	11886.0	11886.0	0.0	0.0	0.0	21.1	1	21331
20	10	3	1.1	7939.7	7939.7	7186.5	7939.7	7939.7	0.0	0.0	0.0	9.5	1	1
20	10	4	1.4	11611.6	11611.6	10680.8	11611.6	11611.6	0.0	0.0	0.0	8.0	1	1
20	10	5	0.7	5916.7	5916.7	5785.7	5916.7	5916.7	0.0	0.0	0.0	2.2	1	1
30	7	1	20.4	9820.7	9820.7	7350.6	9820.7	9820.7	0.0	0.0	0.0	25.1	1	1029
30	7	2	10.4	9760.4	9760.4	7335.1	9760.4	9760.4	0.0	0.0	0.0	24.9	1	1
30	7	3	13.5	8878.4	8878.4	7528.8	8878.4	8878.4	0.0	0.0	0.0	15.2	1	1
30	7	4	14.3	10789.6	10789.6	9136.9	10789.6	10789.6	0.0	0.0	0.0	15.3	1	1
30	7	5	31.2	8353.7	8353.7	6494.0	8353.7	8353.7	0.0	0.0	0.0	22.3	1	2577
30	10	1	8.3	7157.8	7157.8	6353.3	7157.8	7157.8	0.0	0.0	0.0	11.2	1	899
30	10	2	4.6	5659.9	5659.9	5334.9	5659.9	5659.9	0.0	0.0	0.0	5.7	1	1
30	10	3	9.5	5785.0	5785.0	5105.0	5785.0	5785.0	0.0	0.0	0.0	11.8	1	545
30	10	4	9.6	8222.6	8222.6	7443.9	8222.6	8222.6	0.0	0.0	0.0	9.5	1	274
30	10	5	31.7	8629.8	8629.8	7162.5	8629.8	8629.8	0.0	0.0	0.0	17.0	1	7922
30	15	1	41.6	5830.1	5830.1	4595.0	5830.1	5830.1	0.0	0.0	0.0	21.2	1	4407
30	15	2	15.0	6643.1	6643.1	5820.6	6643.1	6643.1	0.0	0.0	0.0	12.4	1	830
30	15	3	2.9	4738.8	4738.8	4459.3	4738.8	4738.8	0.0	0.0	0.0	5.9	1	1
30	15	4	4.8	6263.4	6263.4	6027.4	6263.4	6263.4	0.0	0.0	0.0	3.8	1	1
30	15	5	2.8	5780.3	5780.3	5553.1	5780.3	5780.3	0.0	0.0	0.0	3.9	1	1
40	10	1	103.0	7593.1	7593.1	6132.0	7593.1	7593.1	0.0	0.0	0.0	19.2	1	1589
40	10	2	119.2	6331.4	6331.4	5171.3	6331.4	6331.4	0.0	0.0	0.0	18.3	1	1747
40	10	3	16.5	6035.9	6035.9	5374.0	6035.9	6035.9	0.0	0.0	0.0	11.0	1	88
40	10	4	22.0	5222.7	5222.7	4269.9	5222.7	5222.7	0.0	0.0	0.0	18.2	1	108
40	10	5	3600.1	6342.8	6048.2	4639.9	6342.8	6342.8	4.7	4.7	0.0	26.9	0	148384
40	13	1	90.1	5995.2	5995.2	5332.7	5995.2	5995.2	0.0	0.0	0.0	11.1	1	11977
40	13	2	22.3	5614.9	5614.9	5015.3	5614.9	5614.9	0.0	0.0	0.0	10.7	1	725
40	13	3	3600.1	6645.0	6291.0	5282.1	6645.0	6645.0	5.3	5.3	0.0	20.5	0	239272
40	13	4	68.3	5205.9	5205.9	4306.7	5205.9	5205.9	0.0	0.0	0.0	17.3	1	3749
40	13	5	3600.1	6809.1	6196.9	5107.6	6808.1	6808.1	9.0	9.0	0.0	25.0	0	190427
40	20	1	13.7	5338.2	5338.2	4661.1	5338.2	5338.2	0.0	0.0	0.0	12.7	1	163
40	20	2	16.3	3413.4	3413.4	3244.0	3413.4	3413.4	0.0	0.0	0.0	5.0	1	67
40	20	3	21.4	4319.0	4319.0	3920.4	4319.0	4319.0	0.0	0.0	0.0	9.2	1	350
40	20	4	18.0	5206.5	5206.5	4759.4	5206.5	5206.5	0.0	0.0	0.0	8.6	1	633
40	20	5	13.7	4159.4	4159.4	3888.2	4159.4	4159.4	0.0	0.0	0.0	6.5	1	665
50	12	1	617.5	6242.6	6242.6	5333.2	6242.6	6242.6	0.0	0.0	0.0	14.6	1	21679
50	12	2	160.3	5594.1	5594.1	4343.6	5594.1	5594.1	0.0	0.0	0.0	22.4	1	1279
50	12	3	1000.4	6430.1	6430.1	5399.9	6430.1	6430.1	0.0	0.0	0.0	16.0	1	31252
50	12	4	514.6	4743.8	4743.8	3810.8	4743.8	4743.8	0.0	0.0	0.0	19.7	1	10399
50	12	5	209.1	5500.1	5500.1	4451.8	5500.1	5500.1	0.0	0.0	0.0	19.1	1	4953
50	16	1	64.5	5137.0	5137.0	4584.2	5137.0	5137.0	0.0	0.0	0.0	10.8	1	287
50	16	2	76.9	3309.4	3309.4	2893.7	3309.4	3309.4	0.0	0.0	0.0	12.6	1	2317
50	16	3	134.3	5399.2	5399.2	4674.5	5399.2	5399.2	0.0	0.0	0.0	13.4	1	1770
50	16	4	85.8	4211.3	4211.3	3605.4	4211.3	4211.3	0.0	0.0	0.0	14.4	1	3711
50	16	5	2590.5	3763.2	3763.2	3096.9	3763.2	3763.2	0.0	0.0	0.0	17.7	1	181845
50	25	1	39.5	3232.6	3232.6	3085.7	3232.6	3232.6	0.0	0.0	0.0	4.5	1	1
50	25	2	59.4	4323.0	4323.0	3999.1	4323.0	4323.0	0.0	0.0	0.0	7.5	1	5979
50	25	3	46.1	3557.9	3557.9	3309.4	3557.9	3557.9	0.0	0.0	0.0	7.0	1	3608
50	25	4	3600.2	3606.2	3558.2	3163.2	3606.2	3606.2	1.3	1.3	0.0	12.3	0	725735
50	25	5	24.1	3670.8	3670.8	3536.6	3670.8	3670.8	0.0	0.0	0.0	3.6	1	1

Table 51: Summary results table for model OMT F2 Flow covering

N	p	#	CPU	GBUR	GBUL	GUBL	GUL	nod
20	5	5	2.6	21.4	0.0	0.0	0.0	321
20	6	5	1.1	12.6	0.0	0.0	0.0	1
20	10	5	9.0	9.8	0.0	0.0	0.0	4303
30	7	5	18.0	20.6	0.0	0.0	0.0	722
30	10	5	12.7	11.0	0.0	0.0	0.0	1928
30	15	5	13.4	9.4	0.0	0.0	0.0	1048
40	10	4	772.2	18.7	0.9	0.0	0.9	30383
40	13	3	1476.2	16.9	2.9	0.0	2.9	89230
40	20	5	16.6	8.4	0.0	0.0	0.0	376
50	12	5	500.4	18.4	0.0	0.0	0.0	13912
50	16	5	590.4	13.8	0.0	0.0	0.0	37986
50	25	4	753.9	7.0	0.3	0.0	0.3	147065

Table 52: Instances results table for model OMT F2 KM covering

N	p	ins	CPU	objU	objL	objR	BobjU	BobjL	gUL	gBUL	gUBL	gBUR	opt	nod
20	5	1	5.2	15831.2	15831.2	11820.0	15831.2	15831.2	0.0	0.0	0.0	25.3	1	1
20	5	2	5.6	16273.0	16273.0	13586.0	16273.0	16273.0	0.0	0.0	0.0	16.5	1	1
20	5	3	6.9	15039.1	15039.1	11919.1	15039.1	15039.1	0.0	0.0	0.0	20.8	1	9
20	5	4	4.7	9076.2	9076.2	7166.6	9076.2	9076.2	0.0	0.0	0.0	21.0	1	1
20	5	5	1.1	16943.6	16943.6	14722.7	16943.6	16943.6	0.0	0.0	0.0	13.1	1	1
20	6	1	1.1	11799.8	11799.8	10272.4	11799.8	11799.8	0.0	0.0	0.0	12.9	1	1
20	6	2	0.4	10378.3	10378.3	10378.3	10378.3	10378.3	0.0	0.0	0.0	0.0	1	0
20	6	3	2.8	13783.0	13783.0	12333.7	13783.0	13783.0	0.0	0.0	0.0	10.5	1	1
20	6	4	1.5	11089.8	11089.8	10147.9	11089.8	11089.8	0.0	0.0	0.0	8.5	1	1
20	6	5	6.4	15803.0	15803.0	12384.4	15803.0	15803.0	0.0	0.0	0.0	21.6	1	330
20	10	1	0.9	9207.7	9207.7	8820.2	9207.7	9207.7	0.0	0.0	0.0	4.2	1	1
20	10	2	2.2	11886.0	11886.0	10786.3	11886.0	11886.0	0.0	0.0	0.0	9.2	1	1
20	10	3	0.8	7939.7	7939.7	7871.9	7939.7	7939.7	0.0	0.0	0.0	0.8	1	1
20	10	4	1.3	11611.6	11611.6	11366.3	11611.6	11611.6	0.0	0.0	0.0	2.1	1	1
20	10	5	0.7	5916.7	5916.7	5841.1	5916.7	5916.7	0.0	0.0	0.0	1.3	1	1
30	7	1	64.2	9820.7	9820.7	7538.6	9820.7	9820.7	0.0	0.0	0.0	23.2	1	381
30	7	2	21.0	9760.4	9760.4	7680.2	9760.4	9760.4	0.0	0.0	0.0	21.3	1	1
30	7	3	22.1	8878.4	8878.4	7565.3	8878.4	8878.4	0.0	0.0	0.0	14.8	1	1
30	7	4	32.5	10789.6	10789.6	9295.7	10789.6	10789.6	0.0	0.0	0.0	13.8	1	1
30	7	5	48.5	8353.7	8353.7	6696.7	8353.7	8353.7	0.0	0.0	0.0	19.8	1	1
30	10	1	7.2	7157.8	7157.8	6850.8	7157.8	7157.8	0.0	0.0	0.0	4.3	1	1
30	10	2	8.3	5659.9	5659.9	5423.7	5659.9	5659.9	0.0	0.0	0.0	4.2	1	1
30	10	3	13.7	5785.0	5785.0	5270.8	5785.0	5785.0	0.0	0.0	0.0	8.9	1	1
30	10	4	10.8	8222.6	8222.6	7661.0	8222.6	8222.6	0.0	0.0	0.0	6.8	1	1
30	10	5	33.2	8629.8	8629.8	7494.1	8629.8	8629.8	0.0	0.0	0.0	13.2	1	137
30	15	1	17.2	5830.1	5830.1	5381.2	5830.1	5830.1	0.0	0.0	0.0	7.7	1	1
30	15	2	16.7	6643.1	6643.1	6445.5	6643.1	6643.1	0.0	0.0	0.0	3.0	1	1
30	15	3	6.7	4738.8	4738.8	4618.7	4738.8	4738.8	0.0	0.0	0.0	2.5	1	1
30	15	4	11.8	6263.4	6263.4	6134.1	6263.4	6263.4	0.0	0.0	0.0	2.1	1	1
30	15	5	6.4	5780.3	5780.3	5557.1	5780.3	5780.3	0.0	0.0	0.0	3.9	1	1
40	10	1	718.8	7593.1	7593.1	6655.8	7593.1	7593.1	0.0	0.0	0.0	12.3	1	240
40	10	2	134.6	6331.4	6331.4	5439.2	6331.4	6331.4	0.0	0.0	0.0	14.1	1	63
40	10	3	21.7	6035.9	6035.9	5557.9	6035.9	6035.9	0.0	0.0	0.0	7.9	1	1
40	10	4	36.2	5222.7	5222.7	4557.9	5222.7	5222.7	0.0	0.0	0.0	12.7	1	1
40	10	5	381.8	6342.8	6342.8	4984.8	6342.8	6342.8	0.0	0.0	0.0	21.4	1	398
40	13	1	45.1	5995.2	5995.2	5508.8	5995.2	5995.2	0.0	0.0	0.0	8.1	1	1
40	13	2	19.1	5614.9	5614.9	5234.3	5614.9	5614.9	0.0	0.0	0.0	6.8	1	1
40	13	3	193.5	6645.0	6645.0	5562.2	6645.0	6645.0	0.0	0.0	0.0	16.3	1	1
40	13	4	80.0	5205.9	5205.9	4459.9	5205.9	5205.9	0.0	0.0	0.0	14.3	1	68
40	13	5	106.9	6808.1	6808.1	5666.4	6808.1	6808.1	0.0	0.0	0.0	16.8	1	1
40	20	1	15.4	5338.2	5338.2	5235.7	5338.2	5338.2	0.0	0.0	0.0	1.9	1	1
40	20	2	19.0	3413.4	3413.4	3346.7	3413.4	3413.4	0.0	0.0	0.0	2.0	1	1
40	20	3	16.2	4319.0	4319.0	4292.2	4319.0	4319.0	0.0	0.0	0.0	0.6	1	1
40	20	4	39.5	5206.5	5206.5	4944.7	5206.5	5206.5	0.0	0.0	0.0	5.0	1	1
40	20	5	21.7	4159.4	4159.4	4025.1	4159.4	4159.4	0.0	0.0	0.0	3.2	1	1
50	12	1	583.1	6242.6	6242.6	5510.9	6242.6	6242.6	0.0	0.0	0.0	11.7	1	1
50	12	2	1081.7	5594.1	5594.1	4507.2	5594.1	5594.1	0.0	0.0	0.0	19.4	1	56
50	12	3	752.9	6430.1	6430.1	5560.2	6430.1	6430.1	0.0	0.0	0.0	13.5	1	5
50	12	4	688.8	4743.8	4743.8	3986.3	4743.8	4743.8	0.0	0.0	0.0	16.0	1	248
50	12	5	404.3	5500.1	5500.1	4543.1	5500.1	5500.1	0.0	0.0	0.0	17.4	1	1
50	16	1	92.5	5137.0	5137.0	4659.3	5137.0	5137.0	0.0	0.0	0.0	9.3	1	1
50	16	2	72.3	3309.4	3309.4	3003.5	3309.4	3309.4	0.0	0.0	0.0	9.2	1	1
50	16	3	127.1	5399.2	5399.2	4849.8	5399.2	5399.2	0.0	0.0	0.0	10.2	1	1
50	16	4	326.1	4211.3	4211.3	3690.5	4211.3	4211.3	0.0	0.0	0.0	12.4	1	1
50	16	5	219.7	3763.2	3763.2	3331.9	3763.2	3763.2	0.0	0.0	0.0	11.5	1	1
50	25	1	43.0	3232.6	3232.6	3185.4	3232.6	3232.6	0.0	0.0	0.0	1.5	1	1
50	25	2	82.2	4323.0	4323.0	4157.3	4323.0	4323.0	0.0	0.0	0.0	3.8	1	1
50	25	3	51.6	3557.9	3557.9	3454.3	3557.9	3557.9	0.0	0.0	0.0	2.9	1	1
50	25	4	88.3	3606.2	3606.2	3371.5	3606.2	3606.2	0.0	0.0	0.0	6.5	1	1
50	25	5	53.6	3670.8	3670.8	3590.2	3670.8	3670.8	0.0	0.0	0.0	2.2	1	1

Table 53: Summary results table for model OMT F2 KM covering

N	p	#	CPU	GBUR	GBUL	GUBL	GUL	nod
20	5	5	4.7	19.3	0.0	0.0	0.0	3
20	6	5	2.4	10.7	0.0	0.0	0.0	67
20	10	5	1.2	3.5	0.0	0.0	0.0	1
30	7	5	37.7	18.6	0.0	0.0	0.0	77
30	10	5	14.6	7.5	0.0	0.0	0.0	28
30	15	5	11.8	3.8	0.0	0.0	0.0	1
40	10	5	258.6	13.7	0.0	0.0	0.0	141
40	13	5	88.9	12.5	0.0	0.0	0.0	14
40	20	5	22.4	2.5	0.0	0.0	0.0	1
50	12	5	702.2	15.6	0.0	0.0	0.0	62
50	16	5	167.5	10.5	0.0	0.0	0.0	1
50	25	5	63.7	3.4	0.0	0.0	0.0	1

Table 54: Instances results table for model OMT F2 Subelim (2) covering

N	p	ins	CPU	objU	objL	objR	BobjU	BobjL	gUL	gBUL	gUBL	gBUR	opt	nod
20	5	1	11.5	15831.2	15831.2	11628.1	15831.2	15831.2	0.0	0.0	0.0	26.6	1	3378
20	5	2	2.8	16273.0	16273.0	13320.5	16273.0	16273.0	0.0	0.0	0.0	18.1	1	1214
20	5	3	2.5	15039.1	15039.1	11682.6	15039.1	15039.1	0.0	0.0	0.0	22.3	1	868
20	5	4	2.0	9076.2	9076.2	6951.0	9076.2	9076.2	0.0	0.0	0.0	23.4	1	118
20	5	5	0.7	16943.6	16943.6	14127.3	16943.6	16943.6	0.0	0.0	0.0	16.6	1	1
20	6	1	0.4	11799.8	11799.8	10139.9	11799.8	11799.8	0.0	0.0	0.0	14.1	1	1
20	6	2	0.1	10378.3	10378.3	10220.2	10378.3	10378.3	0.0	0.0	0.0	1.5	1	0
20	6	3	1.1	13783.0	13783.0	12124.6	13783.0	13783.0	0.0	0.0	0.0	12.0	1	1
20	6	4	2.2	11089.8	11089.8	9566.4	11089.8	11089.8	0.0	0.0	0.0	13.7	1	34
20	6	5	2.4	15803.0	15803.0	12384.4	15803.0	15803.0	0.0	0.0	0.0	21.6	1	294
20	10	1	2.3	9207.7	9207.7	8445.0	9207.7	9207.7	0.0	0.0	0.0	8.3	1	460
20	10	2	24.7	11886.0	11886.0	9376.1	11886.0	11886.0	0.0	0.0	0.0	21.1	1	24157
20	10	3	0.8	7939.7	7939.7	7170.1	7939.7	7939.7	0.0	0.0	0.0	9.7	1	1
20	10	4	2.0	11611.6	11611.6	10680.8	11611.6	11611.6	0.0	0.0	0.0	8.0	1	402
20	10	5	0.4	5916.7	5916.7	5785.7	5916.7	5916.7	0.0	0.0	0.0	2.2	1	1
30	7	1	56.7	9820.7	9820.7	7350.6	9820.7	9820.7	0.0	0.0	0.0	25.1	1	6706
30	7	2	7.3	9760.4	9760.4	7335.1	9760.4	9760.4	0.0	0.0	0.0	24.9	1	1
30	7	3	13.5	8878.4	8878.4	7516.0	8878.4	8878.4	0.0	0.0	0.0	15.3	1	1
30	7	4	16.8	10789.6	10789.6	9136.9	10789.6	10789.6	0.0	0.0	0.0	15.3	1	229
30	7	5	99.0	8353.7	8353.7	6494.0	8353.7	8353.7	0.0	0.0	0.0	22.3	1	21129
30	10	1	17.0	7157.8	7157.8	6352.1	7157.8	7157.8	0.0	0.0	0.0	11.3	1	3631
30	10	2	4.0	5659.9	5659.9	5334.9	5659.9	5659.9	0.0	0.0	0.0	5.7	1	1
30	10	3	25.3	5785.0	5785.0	5105.0	5785.0	5785.0	0.0	0.0	0.0	11.8	1	1096
30	10	4	6.1	8222.6	8222.6	7443.9	8222.6	8222.6	0.0	0.0	0.0	9.5	1	167
30	10	5	65.3	8629.8	8629.8	7162.5	8629.8	8629.8	0.0	0.0	0.0	17.0	1	20164
30	15	1	97.6	5830.1	5830.1	4547.0	5830.1	5830.1	0.0	0.0	0.0	22.0	1	16041
30	15	2	31.6	6643.1	6643.1	5795.1	6643.1	6643.1	0.0	0.0	0.0	12.8	1	2515
30	15	3	3.4	4738.8	4738.8	4447.6	4738.8	4738.8	0.0	0.0	0.0	6.2	1	1
30	15	4	4.1	6263.4	6263.4	6027.4	6263.4	6263.4	0.0	0.0	0.0	3.8	1	1
30	15	5	2.3	5780.3	5780.3	5553.1	5780.3	5780.3	0.0	0.0	0.0	3.9	1	1
40	10	1	77.4	7593.1	7593.1	6132.0	7593.1	7593.1	0.0	0.0	0.0	19.2	1	3381
40	10	2	98.9	6331.4	6331.4	5158.7	6331.4	6331.4	0.0	0.0	0.0	18.5	1	1323
40	10	3	15.1	6035.9	6035.9	5374.0	6035.9	6035.9	0.0	0.0	0.0	11.0	1	846
40	10	4	10.2	5222.7	5222.7	4269.9	5222.7	5222.7	0.0	0.0	0.0	18.2	1	928
40	10	5	3600.6	6371.0	5735.8	4639.9	6342.8	6342.8	10.0	9.6	0.4	26.9	0	163567
40	13	1	143.0	5995.2	5995.2	5332.7	5995.2	5995.2	0.0	0.0	0.0	11.1	1	10047
40	13	2	16.1	5614.9	5614.9	5015.3	5614.9	5614.9	0.0	0.0	0.0	10.7	1	1251
40	13	3	3600.0	6645.0	6410.9	5282.1	6645.0	6645.0	3.5	3.5	0.0	20.5	0	343016
40	13	4	105.7	5205.9	5205.9	4306.7	5205.9	5205.9	0.0	0.0	0.0	17.3	1	3080
40	13	5	3600.1	6809.1	6215.1	5107.5	6808.1	6808.1	8.7	8.7	0.0	25.0	0	235063
40	20	1	78.9	5338.2	5338.2	4636.0	5338.2	5338.2	0.0	0.0	0.0	13.2	1	1446
40	20	2	7.1	3413.4	3413.4	3242.8	3413.4	3413.4	0.0	0.0	0.0	5.0	1	1
40	20	3	88.8	4319.0	4319.0	3917.8	4319.0	4319.0	0.0	0.0	0.0	9.3	1	2752
40	20	4	29.6	5206.5	5206.5	4754.1	5206.5	5206.5	0.0	0.0	0.0	8.7	1	1529
40	20	5	33.2	4159.4	4159.4	3888.2	4159.4	4159.4	0.0	0.0	0.0	6.5	1	1
50	12	1	3371.0	6242.6	6242.6	5333.2	6242.6	6242.6	0.0	0.0	0.0	14.6	1	81143
50	12	2	312.2	5594.1	5594.1	4343.6	5594.1	5594.1	0.0	0.0	0.0	22.4	1	17674
50	12	3	2681.4	6430.1	6430.1	5399.9	6430.1	6430.1	0.0	0.0	0.0	16.0	1	181152
50	12	4	3600.3	4743.8	4651.1	3810.8	4743.8	4743.8	2.0	2.0	0.0	19.7	0	82509
50	12	5	1125.7	5500.1	5500.1	4437.6	5500.1	5500.1	0.0	0.0	0.0	19.3	1	29126
50	16	1	64.2	5137.0	5137.0	4584.2	5137.0	5137.0	0.0	0.0	0.0	10.8	1	47
50	16	2	166.0	3309.4	3309.4	2893.7	3309.4	3309.4	0.0	0.0	0.0	12.6	1	14557
50	16	3	179.1	5399.2	5399.2	4673.7	5399.2	5399.2	0.0	0.0	0.0	13.4	1	1438
50	16	4	456.0	4211.3	4211.3	3605.4	4211.3	4211.3	0.0	0.0	0.0	14.4	1	29277
50	16	5	3600.1	3948.0	3494.3	3096.9	3763.2	3763.2	11.5	7.1	4.7	17.7	0	119897
50	25	1	30.2	3232.6	3232.6	3085.1	3232.6	3232.6	0.0	0.0	0.0	4.6	1	1
50	25	2	539.1	4323.0	4323.0	3998.2	4323.0	4323.0	0.0	0.0	0.0	7.5	1	11887
50	25	3	240.0	3557.9	3557.9	3297.9	3557.9	3557.9	0.0	0.0	0.0	7.3	1	9602
50	25	4	3600.1	3606.2	3480.6	3162.6	3606.2	3606.2	3.5	3.5	0.0	12.3	0	330276
50	25	5	29.9	3670.8	3670.8	3536.6	3670.8	3670.8	0.0	0.0	0.0	3.6	1	1

Table 55: Summary results table for model OMT F2 Subelim (2) covering

N	p	#	CPU	GBUR	GBUL	GUBL	GUL	nod
20	5	5	3.9	21.4	0.0	0.0	0.0	1116
20	6	5	1.2	12.6	0.0	0.0	0.0	66
20	10	5	6.0	9.9	0.0	0.0	0.0	5004
30	7	5	38.7	20.6	0.0	0.0	0.0	5613
30	10	5	23.5	11.1	0.0	0.0	0.0	5012
30	15	5	27.8	9.7	0.0	0.0	0.0	3712
40	10	4	760.4	18.8	1.9	0.1	2.0	34009
40	13	3	1493.0	16.9	2.4	0.0	2.4	118491
40	20	5	47.5	8.5	0.0	0.0	0.0	1146
50	12	4	2218.1	18.4	0.4	0.0	0.4	78321
50	16	4	893.1	13.8	1.4	0.9	2.3	33043
50	25	4	887.9	7.1	0.7	0.0	0.7	70353

Table 56: Instances results table for model OMT Benders modern Kruskal covering

N	p	ins	CPU	objU	objL	objR	BobjU	BobjL	gUL	gBUL	gUBL	gBUR	opt	nod
20	5	1	3600.1	16526.2	15313.8	5459.2	15831.2	15831.2	7.3	3.3	4.2	65.5	0	2913915
20	5	2	3508.2	16273.0	16272.0	6947.0	16273.0	16273.0	0.0	0.0	0.0	57.3	1	2734913
20	5	3	2744.9	15039.1	15039.1	6024.8	15039.1	15039.1	0.0	0.0	0.0	59.9	1	2409304
20	5	4	879.0	9076.2	9076.2	9076.2	9076.2	9076.2	0.0	0.0	0.0	57.5	1	1170224
20	5	5	1528.1	16943.6	16943.6	7852.6	16943.6	16943.6	0.0	0.0	0.0	53.6	1	1935808
20	6	1	3600.2	11879.5	8764.7	4648.1	11799.8	11799.8	26.2	25.7	0.7	60.6	0	2312232
20	6	2	1666.1	10378.3	10378.3	6014.2	10378.3	10378.3	0.0	0.0	0.0	42.0	1	1382359
20	6	3	3600.1	14390.3	9265.5	5319.2	13783.0	13783.0	35.6	32.8	4.2	61.4	0	2147476
20	6	4	3600.2	11324.0	8198.9	4394.6	11089.8	11089.8	27.6	26.1	2.1	60.4	0	2368193
20	6	5	3600.2	15803.0	10060.6	5184.1	15803.0	15803.0	36.3	36.3	0.0	67.2	0	2304623
20	10	1	3600.4	10596.1	3199.8	2419.6	9207.7	9207.7	69.8	65.2	13.1	73.7	0	758800
20	10	2	3600.3	13026.3	3792.2	2372.4	11886.0	11886.0	70.9	68.1	8.8	80.0	0	771230
20	10	3	3600.1	9425.0	2989.9	1828.8	7939.7	7939.7	68.3	62.3	15.8	77.0	0	792059
20	10	4	3600.1	13390.6	3836.4	2316.8	11611.6	11611.6	71.3	67.0	13.3	80.0	0	818601
20	10	5	3600.2	6665.1	2019.5	806.2	5916.7	5916.7	69.7	65.9	11.2	86.4	0	887101
30	7	1	3600.2	12324.9	4621.4	3461.6	9820.7	9820.7	62.5	52.9	20.3	64.8	0	987306
30	7	2	3600.3	12220.5	5371.6	4139.3	9760.4	9760.4	56.0	45.0	20.1	57.6	0	932137
30	7	3	3600.2	9594.4	5223.7	4273.1	8878.4	8878.4	45.5	41.2	7.5	51.9	0	935067
30	7	4	3600.2	13228.8	5711.7	4464.4	10789.6	10789.6	56.8	47.1	18.4	58.6	0	953731
30	7	5	3600.3	9586.2	4575.1	3479.7	8353.7	8353.7	52.3	45.2	12.9	58.4	0	1001897
30	10	1	3600.4	9090.4	3275.6	2800.6	7157.8	7157.8	64.0	54.2	21.3	60.9	0	740340
30	10	2	3600.1	7506.1	2313.2	1911.3	5659.9	5659.9	69.2	59.1	24.6	66.2	0	848850
30	10	3	3600.4	7590.4	2315.4	1887.8	5785.0	5785.0	69.5	60.0	23.8	67.4	0	889167
30	10	4	3600.3	11030.9	3844.6	3146.7	8222.6	8222.6	65.2	60.2	25.5	61.7	0	945545
30	10	5	3600.4	11042.4	3382.4	2916.9	8629.8	8629.8	69.4	60.8	21.9	66.2	0	849760
30	15	1	3600.3	10680.6	1163.0	912.7	5830.1	5830.1	89.1	80.0	45.4	84.3	0	378946
30	15	2	3600.3	8680.2	1242.0	1018.6	6643.1	6643.1	85.7	81.3	23.5	84.7	0	415920
30	15	3	3600.3	7723.3	996.0	709.7	4738.8	4738.8	87.1	79.0	38.6	85.0	0	380874
30	15	4	3600.5	8799.1	1387.8	1096.1	6263.4	6263.4	84.2	77.8	28.8	82.5	0	378980
30	15	5	3600.7	8902.0	1594.9	1192.2	5780.3	5780.3	82.1	72.4	35.1	79.4	0	363912
40	10	1	3600.3	10719.7	4165.9	3838.9	7593.1	7593.1	61.1	45.1	29.2	49.4	0	503558
40	10	2	3600.3	8578.5	3193.9	2783.6	6331.4	6331.4	62.8	49.5	26.2	56.0	0	506177
40	10	3	3600.6	7683.2	3405.8	3126.0	6035.9	6035.9	55.7	43.6	21.4	48.2	0	496657
40	10	4	3600.9	6433.3	3038.9	2756.6	5222.7	5222.7	52.8	41.8	18.8	47.2	0	501458
40	10	5	3600.4	12695.8	2604.0	2357.7	6342.8	6342.8	79.5	59.0	50.0	62.8	0	459094
40	13	1	3600.5	9475.4	2345.8	2196.2	5995.2	5995.2	75.2	60.9	36.7	63.4	0	566065
40	13	2	3600.3	8286.0	2359.4	2241.2	5614.9	5614.9	71.5	58.0	32.2	60.1	0	538242
40	13	3	3600.3	9208.5	2106.2	1979.4	6645.0	6645.0	77.1	68.3	27.8	70.2	0	519286
40	13	4	3600.4	8053.9	1916.8	1737.8	5205.9	5205.9	76.2	63.2	35.4	66.6	0	533732
40	13	5	3600.2	10671.3	2832.5	2568.0	6808.1	6808.1	73.5	58.4	36.2	62.3	0	422604
40	20	1	3600.3	8529.3	1216.6	1119.3	5338.2	5338.2	85.7	77.2	37.4	79.0	0	280567
40	20	2	3601.0	6792.6	713.3	640.6	3413.4	3413.4	89.5	79.1	49.8	81.2	0	243960
40	20	3	3600.6	8507.3	997.6	878.1	4319.0	4319.0	88.3	76.9	49.2	79.7	0	301399
40	20	4	3601.3	6858.4	1117.0	1002.8	5206.5	5206.5	83.7	78.5	24.1	80.7	0	283480
40	20	5	3600.8	6952.8	938.5	813.2	4159.4	4159.4	86.5	77.4	40.2	80.4	0	265383
50	12	1	3600.5	10301.6	3104.9	2881.5	6242.6	6242.6	69.9	50.3	39.4	53.8	0	288598
50	12	2	3600.7	10953.6	2479.9	2275.6	5594.1	5594.1	77.4	55.7	48.9	59.3	0	246937
50	12	3	3600.4	9761.4	2846.2	2652.7	6430.1	6430.1	70.8	55.7	34.1	58.8	0	261580
50	12	4	3600.3	7897.2	2275.3	2159.6	4743.8	4743.8	71.2	52.0	39.9	54.5	0	273099
50	12	5	3600.3	10677.0	2239.7	2067.8	5500.1	5500.1	79.0	59.3	48.5	62.4	0	334654
50	16	1	3600.9	9543.8	2181.9	2058.3	5137.0	5137.0	77.1	57.5	46.2	59.9	0	215458
50	16	2	3600.8	6662.8	1170.4	1104.4	3309.4	3309.4	82.4	64.6	50.3	66.6	0	265572
50	16	3	3600.6	9174.5	1948.5	1845.8	5399.2	5399.2	78.8	63.9	41.1	65.8	0	243570
50	16	4	3601.1	7984.8	1730.8	1663.3	4211.3	4211.3	78.3	58.9	47.3	60.5	0	222091
50	16	5	3600.7	7406.8	1584.9	1504.9	3763.2	3763.2	78.6	57.9	49.2	60.0	0	196676
50	25	1	3600.9	5736.1	584.7	579.1	3232.6	3232.6	89.8	81.9	43.6	82.1	0	139600
50	25	2	3601.5	6657.3	910.3	884.8	4323.0	4323.0	86.3	78.9	35.1	79.5	0	148945
50	25	3	3602.2	5937.2	744.1	741.7	3557.9	3557.9	87.5	79.1	40.1	79.2	0	158422
50	25	4	3600.7	6587.2	661.5	636.9	3606.2	3606.2	90.0	81.7	45.2	82.3	0	109729
50	25	5	3601.8	6969.6	750.2	686.8	3670.8	3670.8	89.2	79.6	47.3	81.3	0	140160

Table 57: Summary results table for model OMT Benders modern Kruskal covering

N	p	#	CPU	GBUR	GBUL	GUBL	GUL	nod
20	5	4	2452.1	58.8	0.7	0.8	1.5	2232833
20	6	1	3213.4	58.3	24.2	1.4	25.1	2102977
20	10	0	3600.2	79.4	65.7	12.4	70.0	805558
30	7	0	3600.2	58.3	46.3	15.8	54.6	962028
30	10	0	3600.3	64.5	57.5	23.4	67.5	854732
30	15	0	3600.4	83.2	78.1	34.3	85.6	383726
40	10	0	3600.5	52.7	47.8	29.1	62.4	493389
40	13	0	3600.3	64.5	61.8	33.7	74.7	515986
40	20	0	3600.8	80.2	77.8	40.1	86.7	275318
50	12	0	3600.4	57.8	54.6	42.2	73.7	280974
50	16	0	3600.8	62.6	60.6	46.8	79.0	228673
50	25	0	3601.4	80.9	80.2	42.3	88.6	139371

Table 58: Instances results table for model OMT Benders modern KM covering

N	p	ins	CPU	objU	objL	objR	BobjU	BobjL	gUL	gBUL	gUBL	gBUR	opt	nod
20	5	1	250.2	15831.2	15831.2	5459.2	15831.2	15831.2	0.0	0.0	0.0	65.5	1	70560
20	5	2	203.3	16273.0	16273.0	6947.0	16273.0	16273.0	0.0	0.0	0.0	57.3	1	59048
20	5	3	299.6	15039.1	15039.1	6024.8	15039.1	15039.1	0.0	0.0	0.0	59.9	1	108722
20	5	4	296.4	9076.2	9076.2	3857.6	9076.2	9076.2	0.0	0.0	0.0	57.5	1	120710
20	5	5	180.4	16943.6	16943.6	7852.6	16943.6	16943.6	0.0	0.0	0.0	53.6	1	76458
20	6	1	480.2	11799.8	11799.8	4648.1	11799.8	11799.8	0.0	0.0	0.0	60.6	1	109568
20	6	2	63.1	10378.3	10378.3	6014.2	10378.3	10378.3	0.0	0.0	0.0	42.0	1	6756
20	6	3	385.8	13783.0	13783.0	5319.2	13783.0	13783.0	0.0	0.0	0.0	61.4	1	102952
20	6	4	163.5	11089.8	11089.8	4394.6	11089.8	11089.8	0.0	0.0	0.0	60.4	1	43218
20	6	5	336.1	15803.0	15803.0	5184.1	15803.0	15803.0	0.0	0.0	0.0	67.2	1	89164
20	10	1	996.8	9207.7	9207.7	2419.6	9207.7	9207.7	0.0	0.0	0.0	73.7	1	79704
20	10	2	1013.8	11886.0	11886.0	2372.4	11886.0	11886.0	0.0	0.0	0.0	80.0	1	87459
20	10	3	585.8	7939.7	7939.7	1828.8	7939.7	7939.7	0.0	0.0	0.0	77.0	1	53657
20	10	4	886.9	11611.6	11611.6	2316.8	11611.6	11611.6	0.0	0.0	0.0	80.0	1	69740
20	10	5	536.1	5916.7	5916.7	806.2	5916.7	5916.7	0.0	0.0	0.0	86.4	1	47549
30	7	1	3603.0	13884.6	13884.6	3461.6	9820.7	9820.7	68.8	55.9	29.3	64.8	0	176105
30	7	2	3604.9	14651.0	14651.0	4139.3	9760.4	9760.4	65.5	48.2	33.4	57.6	0	123239
30	7	3	3608.7	10741.8	10741.8	5043.2	4273.1	8878.4	53.0	43.2	17.4	51.9	0	115669
30	7	4	3601.8	13918.9	13918.9	5570.7	4464.4	10789.6	60.0	48.4	22.5	58.6	0	137969
30	7	5	3603.2	10527.8	10527.8	4241.2	3479.7	8353.7	59.7	49.2	20.6	58.4	0	170952
30	10	1	3630.4	10518.5	10518.5	3283.3	2800.6	7157.8	68.8	54.1	32.0	60.9	0	31085
30	10	2	3602.6	7862.5	7862.5	2195.6	1911.3	5659.9	72.1	61.2	28.0	66.2	0	26904
30	10	3	3608.5	9015.9	9015.9	2202.9	1887.8	5785.0	75.6	61.9	35.8	67.4	0	42872
30	10	4	3623.4	11557.0	11557.0	3686.8	3146.7	8222.6	68.1	55.2	28.9	61.7	0	44078
30	10	5	3603.0	13243.7	13243.7	3216.2	2916.9	8629.8	75.7	62.7	34.8	66.2	0	38047
30	15	1	3676.9	11126.4	11126.4	1093.3	912.7	5830.1	90.2	81.2	47.6	84.3	0	11871
30	15	2	3726.5	9342.9	9342.9	1258.4	1018.6	6643.1	86.5	81.1	28.9	84.7	0	13647
30	15	3	3676.4	9076.2	9076.2	923.1	709.7	4738.8	89.8	80.5	47.8	85.0	0	11663
30	15	4	3607.3	10897.2	10897.2	1361.7	1096.1	6263.4	87.5	78.3	42.5	82.5	0	13187
30	15	5	3770.5	8622.7	8622.7	1674.3	1192.2	5780.3	80.6	71.0	33.0	79.4	0	13076
40	10	1	3615.6	15835.9	15835.9	3959.6	3838.9	7593.1	75.0	47.9	52.0	49.4	0	28726
40	10	2	3612.1	11396.8	11396.8	3064.6	2783.6	6331.4	73.1	51.6	44.5	56.0	0	40068
40	10	3	3625.9	9706.2	9706.2	3297.6	3126.0	6035.9	66.0	45.4	37.8	48.2	0	28902
40	10	4	3612.0	11195.8	11195.8	2881.3	2756.6	5222.7	74.3	44.8	53.4	47.2	0	10847
40	10	5	3681.3	14578.2	14578.2	2514.9	2357.7	6342.8	82.8	60.4	56.5	62.8	0	40511
40	13	1	3716.1	11196.5	11196.5	2250.8	2196.2	5995.2	79.9	62.5	46.5	63.4	0	5866
40	13	2	3642.9	12187.4	12187.4	2278.5	2241.2	5614.9	81.3	59.4	53.9	60.1	0	9731
40	13	3	3727.9	10645.2	10645.2	2006.1	1979.4	6645.0	81.2	69.8	37.6	70.2	0	3955
40	13	4	3625.0	9618.8	9618.8	1771.2	1737.8	5205.9	81.6	66.0	45.9	66.6	0	12218
40	13	5	3766.0	13284.1	13284.1	2686.2	2568.0	6808.1	79.8	60.5	48.8	62.3	0	14566
40	20	1	3663.9	9826.8	9826.8	1144.2	1119.3	5338.2	88.4	78.6	45.7	79.0	0	1819
40	20	2	3779.5	7910.1	7910.1	654.3	640.6	3413.4	91.7	80.8	56.9	81.2	0	2233
40	20	3	3618.3	9016.5	9016.5	970.7	878.1	4319.0	89.2	77.5	52.1	79.7	0	3563
40	20	4	3770.1	7379.8	7379.8	1107.1	1002.8	5206.5	85.0	78.7	29.4	80.7	0	3552
40	20	5	3602.4	7827.9	7827.9	844.5	813.2	4159.4	89.2	79.7	46.9	80.4	0	1647
50	12	1	3651.4	14217.0	14217.0	2995.0	2881.5	6242.6	78.9	52.0	56.1	53.8	0	7756
50	12	2	3661.7	11981.5	11981.5	2385.2	2275.6	5594.1	80.1	57.4	53.3	59.3	0	7576
50	12	3	3735.8	12259.2	12259.2	2739.4	2652.7	6430.1	77.7	57.4	47.5	58.8	0	2333
50	12	4	3600.4	8184.5	8184.5	2214.7	2159.6	4743.8	72.9	53.3	42.0	54.5	0	5386
50	12	5	3741.7	12961.2	12961.2	2171.1	2067.8	5500.1	83.2	60.5	57.6	62.4	0	5216
50	16	1	3897.0	12018.8	12018.8	2100.8	2058.3	5137.0	82.5	59.1	57.3	59.9	0	2604
50	16	2	3608.6	9979.0	9979.0	1116.7	1104.4	3309.4	88.8	66.3	66.8	66.6	0	1330
50	16	3	3698.4	14082.0	14082.0	1882.5	1845.8	5399.2	86.6	65.1	61.7	65.8	0	1683
50	16	4	3713.8			1682.8	1663.3	4211.3		60.0		60.5	0	888
50	16	5	3828.6	8859.0	8859.0	1521.3	1504.9	3763.2	82.8	59.6	57.5	60.0	0	927
50	25	1	3628.5			579.1	579.1	3232.6		82.1		82.1	0	93
50	25	2	3795.2			886.7	884.8	4323.0		79.5		79.5	0	588
50	25	3	3837.2			741.7	741.7	3557.9		79.2		79.2	0	191
50	25	4	3787.6			646.6	636.9	3606.2		82.1		82.3	0	1008
50	25	5	3650.3			741.8	686.8	3670.8		79.8		81.3	0	801

Table 59: Summary results table for model OMT Benders modern KM covering

N	p	#	CPU	GBUR	GBUL	GUBL	GUL	nod
20	5	5	246.0	58.8	0.0	0.0	0.0	87100
20	6	5	285.7	58.3	0.0	0.0	0.0	70332
20	10	5	803.9	79.4	0.0	0.0	0.0	67622
30	7	0	3604.3	58.3	49.0	24.6	61.4	144787
30	10	0	3613.6	64.5	59.0	31.9	72.1	36597
30	15	0	3691.5	83.2	78.4	40.0	86.9	12689
40	10	0	3629.4	52.7	50.0	48.8	74.2	29811
40	13	0	3695.6	64.5	63.6	46.5	80.8	9267
40	20	0	3686.8	80.2	79.1	46.2	88.7	2563
50	12	0	3678.2	57.8	56.1	51.3	78.6	5653
50	16	0	3749.3	62.6	62.0			1486
50	25	0	3739.8	80.9	80.5			536

## D.2 $k$ -center criterion

Table 60: Instances results table for model OMT F1 MTZ

N	p	ins	CPU	objU	objL	objR	BobJU	BobJL	gUL	gBUL	gUBL	gBUR	opt	nod
20	5	1	272.6	24444.4	24444.4	8678.2	24444.4	24444.4	0.0	0.0	0.0	64.5	1	50476
20	5	2	18.0	26585.3	26585.3	11464.7	26585.3	26585.3	0.0	0.0	0.0	56.9	1	21
20	5	3	878.2	26159.6	26159.6	8966.5	26159.6	26159.6	0.0	0.0	0.0	65.7	1	75457
20	5	4	133.2	16558.9	16558.9	5449.0	16558.9	16558.9	0.0	0.0	0.0	67.1	1	17687
20	5	5	1219.8	29165.6	29165.6	11867.1	29165.6	29165.6	0.0	0.0	0.0	59.3	1	180424
20	6	1	2444.0	22562.4	22562.4	7620.6	22562.4	22562.4	0.0	0.0	0.0	66.2	1	245272
20	6	2	455.0	20183.5	20183.5	8736.0	20183.5	20183.5	0.0	0.0	0.0	56.7	1	44118
20	6	3	3600.0	25238.2	22245.9	8642.1	25238.2	25238.2	11.9	11.9	0.0	65.8	0	406007
20	6	4	3600.1	20161.1	19362.0	7071.6	20161.1	20161.1	4.0	4.0	0.0	64.9	0	417749
20	6	5	3600.0	27296.4	23473.2	7825.1	27296.4	27296.4	14.0	14.0	0.0	71.3	0	484898
20	10	1	2222.0	15074.8	15074.8	7443.9	15074.8	15074.8	0.0	0.0	0.0	50.6	1	569305
20	10	2	1259.4	18092.9	18092.9	7781.0	18092.9	18092.9	0.0	0.0	0.0	57.0	1	186014
20	10	3	2647.0	14169.6	14169.6	6073.0	14169.6	14169.6	0.0	0.0	0.0	57.1	1	394544
20	10	4	1182.0	19027.0	19027.0	7807.7	19027.0	19027.0	0.0	0.0	0.0	59.0	1	145168
20	10	5	53.5	9742.5	9742.5	3873.3	9742.5	9742.5	0.0	0.0	0.0	60.2	1	7073
30	7	1	3600.4	16606.6	11939.0	4913.7	15759.0	15759.0	28.1	24.2	5.1	68.8	0	31505
30	7	2	3600.2	19275.4	11988.9	5869.8	17867.0	17867.0	37.8	32.9	7.3	67.2	0	20922
30	7	3	3600.9	15619.6	10590.7	6348.0	15619.6	15619.6	32.2	32.2	0.0	59.4	0	42895
30	7	4	3600.3	18434.2	13048.5	6956.1	18356.9	18356.9	29.2	28.9	0.4	62.1	0	31873
30	7	5	3600.3	15985.4	10166.2	4669.8	15460.6	15460.6	36.4	34.2	3.3	69.8	0	32597
30	10	1	3600.1	12598.8	9254.4	4558.6	12598.8	12598.8	26.6	26.6	0.0	63.8	0	42102
30	10	2	3600.1	9620.6	7369.5	4067.0	9620.6	9620.6	23.4	23.4	0.0	57.7	0	42932
30	10	3	3600.1	9329.9	7428.8	3745.2	9329.9	9329.9	20.4	20.4	0.0	59.9	0	28492
30	10	4	3600.2	15224.5	10982.4	5750.3	15224.5	15224.5	27.9	27.9	0.0	62.2	0	27771
30	10	5	3601.0	14885.1	10418.3	5544.5	14665.7	14665.7	30.0	29.0	1.5	62.2	0	42693
30	15	1	3600.2	10085.3	7902.1	3267.5	10085.3	10085.3	21.6	21.6	0.0	67.6	0	166938
30	15	2	3600.1	10658.1	9346.4	4098.7	10658.1	10658.1	12.3	12.3	0.0	61.5	0	120716
30	15	3	3600.1	8466.4	7052.6	3070.2	8466.4	8466.4	16.7	16.7	0.0	63.7	0	570617
30	15	4	3600.4	9980.5	8360.2	4609.0	9980.5	9980.5	16.2	16.2	0.0	53.8	0	318885
30	15	5	3600.2	9687.3	9687.3	4582.8	9687.3	9687.3	0.0	0.0	0.0	52.7	1	5
40	10	1	3600.0	15569.6	8318.3	5513.9	14500.9	14500.9	46.6	42.6	6.9	62.0	0	17770
40	10	2	3600.2	12235.0	7170.1	3884.9	12213.5	12213.5	41.4	41.3	0.2	68.2	0	23175
40	10	3	3600.4	11101.8	7656.3	4374.9	11071.1	11071.1	31.0	30.8	0.3	60.5	0	14712
40	10	4	3600.4	9502.1	6161.5	3676.7	9502.0	9502.1	35.2	35.2	0.0	61.3	0	10852
40	10	5	3600.6	12419.6	7141.8	3593.4	10972.0	10972.1	42.5	34.9	11.7	67.2	0	18196
40	13	1	3600.2	11195.8	7171.3	4092.9	9885.2	9885.2	36.0	27.4	11.7	58.6	0	21257
40	13	2	3600.2	9010.9	6514.9	4280.9	9010.9	9010.9	27.7	27.7	0.0	52.5	0	12895
40	13	3	3600.1	12669.9	7387.9	3675.2	10645.3	10645.3	41.7	30.6	16.0	65.5	0	17960
40	13	4	3600.2	9422.9	5887.2	3069.5	8911.8	8911.8	37.5	33.9	5.4	65.6	0	18585
40	13	5	3600.3	11888.1	6989.3	4354.2	11636.1	11636.1	41.2	39.9	2.1	62.6	0	8051
40	20	1	3600.4	9511.2	6790.4	3793.6	9426.4	9426.4	28.6	28.0	0.9	59.8	0	36895
40	20	2	3600.3	6156.3	4685.1	2372.8	6156.3	6156.3	23.9	23.9	0.0	61.5	0	38733
40	20	3	3600.3	8307.9	5375.0	3012.1	8245.3	8245.3	35.3	34.8	0.8	63.5	0	42077
40	20	4	3600.3	8315.2	6299.5	3834.2	8315.2	8315.2	24.2	24.2	0.0	53.9	0	52123
40	20	5	3600.2	6967.8	5279.5	3044.4	6967.8	6967.8	24.2	24.2	0.0	56.3	0	37322
50	12	1	3601.7	11783.0	6309.8	4500.3	11063.0	10584.5	46.5	43.0	10.2	59.3	0	2794
50	12	2	3600.2	16323.2	5373.6	3372.3	10517.5	9871.9	67.1	48.9	39.5	67.9	0	2653
50	12	3	3600.2	12068.9	6391.3	4310.6	10501.1	10501.1	47.0	39.1	13.0	59.0	0	1170
50	12	4	3601.3	9935.9	4721.9	3130.6	8653.6	8653.6	52.5	45.4	12.9	63.8	0	2125
50	12	5	3600.2	14900.6	5384.4	3049.1	9521.1	9186.5	63.9	43.5	38.4	68.0	0	2897
50	16	1	3600.4	10255.4	5389.0	3630.9	8693.5	8693.5	47.5	38.0	15.2	58.2	0	3012
50	16	2	3600.6	9024.4	3578.2	1945.6	5966.4	5966.4	60.4	40.0	33.9	67.4	0	4861
50	16	3	3600.4	11657.4	5552.7	3403.9	9239.6	9239.6	52.4	39.9	20.7	63.2	0	2326
50	16	4	3600.8	8791.8	4458.1	2731.0	7453.7	7453.7	49.3	40.2	15.2	63.4	0	1852
50	16	5	3600.3	7817.4	3845.8	2416.9	6924.8	6924.8	50.8	44.5	11.4	65.1	0	2100
50	25	1	3600.2	5570.9	3743.7	2203.8	5561.8	5561.8	32.8	32.7	0.2	60.4	0	3568
50	25	2	3600.2	6915.5	4752.8	3287.8	6891.1	6891.1	31.3	31.0	0.3	52.3	0	7300
50	25	3	3600.1	6270.1	3925.8	2560.5	5582.7	5582.7	37.4	29.7	11.0	54.1	0	3587
50	25	4	3600.2	6678.9	3860.2	2401.7	5900.7	5900.7	42.2	34.6	11.7	59.3	0	6770
50	25	5	3600.2	7312.0	4230.3	2718.2	6372.0	6372.0	42.1	33.6	12.8	57.3	0	4979

Table 61: Summary results table for model OMT F1 MTZ

N	p	#	CPU	GBUR	GBUL	GUBL	GUL	nod
20	5	5	504.4	62.7	0.0	0.0	0.0	64813
20	6	2	2739.8	65.0	6.0	0.0	6.0	319609
20	10	5	1472.8	56.8	0.0	0.0	0.0	260421
30	7	0	3600.4	65.5	30.5	3.2	32.7	31958
30	10	0	3600.3	61.2	25.5	0.3	25.7	36798
30	15	1	3600.2	59.9	13.4	0.0	13.4	235432
40	10	0	3600.3	63.8	37.0	3.8	39.3	16941
40	13	0	3600.2	61.0	31.9	7.0	36.8	15750
40	20	0	3600.3	59.0	27.0	0.3	27.2	41430
50	12	0	3600.7	63.6	44.0	22.8	55.4	2328
50	16	0	3600.5	63.5	40.5	19.3	52.1	2830
50	25	0	3600.2	56.7	32.3	7.2	37.2	5241

Table 62: Instances results table for model OMT F1 Flow (1)

N	p	ins	CPU	objU	objL	objR	BobjU	BobjL	gUL	gBUL	gUBL	gBUR	opt	nod
20	5	1	124.2	24444.4	24444.4	8678.2	24444.4	24444.4	0.0	0.0	0.0	64.5	1	26581
20	5	2	363.4	26585.3	26585.3	11464.7	26585.3	26585.3	0.0	0.0	0.0	56.9	1	64719
20	5	3	520.9	26159.6	26159.6	8966.5	26159.6	26159.6	0.0	0.0	0.0	65.7	1	68225
20	5	4	81.3	16558.9	16558.9	5449.0	16558.9	16558.9	0.0	0.0	0.0	67.1	1	6263
20	5	5	446.6	29165.6	29165.6	11867.1	29165.6	29165.6	0.0	0.0	0.0	59.3	1	74097
20	6	1	1583.1	22562.4	22562.4	7620.6	22562.4	22562.4	0.0	0.0	0.0	66.2	1	136208
20	6	2	429.0	20183.5	20183.5	8736.0	20183.5	20183.5	0.0	0.0	0.0	56.7	1	39873
20	6	3	2700.1	25238.2	25238.2	8642.1	25238.2	25238.2	0.0	0.0	0.0	65.8	1	330830
20	6	4	1592.8	20161.1	20161.1	7071.6	20161.1	20161.1	0.0	0.0	0.0	64.9	1	157233
20	6	5	3600.1	27296.4	23898.9	7825.1	27296.4	27296.4	12.4	12.4	0.0	71.3	0	359352
20	10	1	620.3	15074.8	15074.8	7443.9	15074.8	15074.8	0.0	0.0	0.0	50.6	1	63289
20	10	2	2677.6	18092.9	18092.9	7781.0	18092.9	18092.9	0.0	0.0	0.0	57.0	1	431933
20	10	3	1211.5	14169.6	14169.6	6073.0	14169.6	14169.6	0.0	0.0	0.0	57.1	1	166924
20	10	4	721.7	19027.0	19027.0	7807.7	19027.0	19027.0	0.0	0.0	0.0	59.0	1	258941
20	10	5	49.7	9742.5	9742.5	3873.3	9742.5	9742.5	0.0	0.0	0.0	60.2	1	5742
30	7	1	3600.4	15759.0	11839.1	4913.7	15759.0	15759.0	24.9	24.9	0.0	68.8	0	32213
30	7	2	3600.1	18179.7	12336.7	5869.8	17867.0	17867.0	32.1	31.0	1.7	67.2	0	29804
30	7	3	3600.2	15874.4	11067.0	6348.0	15619.6	15619.6	30.3	29.1	1.6	59.4	0	52733
30	7	4	3600.4	18404.0	13312.6	6956.1	18356.9	18356.9	27.7	27.5	0.3	62.1	0	31333
30	7	5	3600.1	15687.1	10516.1	4669.8	15460.6	15460.6	33.0	32.0	1.4	69.8	0	21863
30	10	1	3600.5	12598.8	9265.2	4558.6	12598.8	12598.8	26.5	26.5	0.0	63.8	0	43139
30	10	2	3600.3	9722.9	7625.8	4067.0	9620.6	9620.6	21.6	20.7	1.0	57.7	0	32102
30	10	3	3600.2	9329.9	7696.2	3745.2	9329.9	9329.9	17.5	17.5	0.0	59.9	0	48584
30	10	4	3600.6	15224.5	11172.3	5750.3	15224.5	15224.5	26.6	26.6	0.0	62.2	0	31449
30	10	5	3600.6	14918.2	10470.9	5544.5	14665.7	14665.7	29.8	28.6	1.7	62.2	0	43469
30	15	1	3600.1	10085.3	8869.7	3267.5	10085.3	10085.3	12.1	12.1	0.0	67.6	0	218205
30	15	2	3600.2	10658.1	9531.3	4098.7	10658.1	10658.1	10.6	10.6	0.0	61.5	0	88888
30	15	3	3600.2	8466.4	7356.2	3070.2	8466.4	8466.4	13.1	13.1	0.0	63.7	0	219282
30	15	4	3600.1	9980.5	8673.7	4609.0	9980.5	9980.5	13.1	13.1	0.0	53.8	0	113650
30	15	5	3600.2	9687.3	8781.9	4582.8	9687.3	9687.3	9.3	9.3	0.0	52.7	0	186307
40	10	1	3600.2	16100.0	8274.9	5513.9	14500.9	14500.9	48.6	42.9	9.9	62.0	0	7675
40	10	2	3600.2	12441.2	7233.4	3884.9	12213.5	12213.5	41.9	40.8	1.8	68.2	0	16566
40	10	3	3600.1	11193.5	7730.0	4374.9	11071.1	11071.1	30.9	30.2	1.1	60.5	0	17839
40	10	4	3600.4	9502.1	6507.3	3676.7	9502.1	9502.1	31.5	31.5	0.0	61.3	0	14569
40	10	5	3600.2	12702.5	6570.0	3593.4	10972.0	10972.1	48.3	40.1	13.6	67.2	0	8307
40	13	1	3600.1	10219.0	6914.3	4092.9	9885.2	9885.2	32.3	30.0	3.3	58.6	0	18392
40	13	2	3600.2	9010.9	6589.8	4280.9	9010.9	9010.9	26.9	26.9	0.0	52.5	0	21310
40	13	3	3600.4	10645.3	7103.8	3675.2	10645.3	10645.3	33.3	33.3	0.0	65.5	0	10526
40	13	4	3600.3	10046.1	6211.1	3069.5	8911.8	8911.8	38.2	30.3	11.3	65.6	0	16770
40	13	5	3600.3	11793.4	7396.5	4354.2	11636.1	11636.1	37.3	36.4	1.3	62.6	0	8748
40	20	1	3600.4	9502.6	6730.5	3793.6	9426.4	9426.4	29.2	28.6	0.8	59.8	0	36199
40	20	2	3600.4	6199.6	4685.3	2372.8	6156.3	6156.3	24.4	23.9	0.7	61.5	0	35808
40	20	3	3600.2	8307.9	5592.8	3012.1	8245.3	8245.3	32.7	32.2	0.8	63.5	0	41177
40	20	4	3600.5	8315.2	6397.9	3834.2	8315.2	8315.2	23.1	23.1	0.0	53.9	0	36281
40	20	5	3601.7	7001.6	5432.6	3044.4	6967.8	6967.8	22.4	22.0	0.5	56.3	0	54481
50	12	1	3601.7	14621.2	6388.9	4500.3	11063.0	10584.5	56.3	42.2	27.6	59.3	0	1094
50	12	2	3600.3	13281.2	5522.9	3372.3	10517.5	9871.9	58.4	47.5	25.7	67.9	0	2092
50	12	3	3600.4	12903.8	6379.1	4310.6	10501.1	10501.1	50.6	39.2	18.6	59.0	0	4452
50	12	4	3600.2	9517.6	4807.7	3130.6	8653.6	8653.6	49.5	44.4	9.1	63.8	0	2631
50	12	5	3602.2	13194.6	5627.8	3049.1	9521.1	9186.5	57.4	40.9	30.4	68.0	0	2239
50	16	1	3600.3	9402.6	5444.4	3630.9	8693.5	8693.5	42.1	37.4	7.5	58.2	0	2177
50	16	2	3600.9	6470.8	3649.4	1945.6	5966.4	5966.4	43.6	38.8	7.8	67.4	0	1810
50	16	3	3601.9	11110.8	5685.7	3403.9	9239.6	9239.6	48.8	38.5	16.8	63.2	0	2011
50	16	4	3600.2	7698.4	4469.5	2731.0	7453.7	7453.7	41.9	40.0	3.2	63.4	0	1639
50	16	5	3600.3	7604.2	3868.6	2416.9	6924.8	6924.8	49.1	44.1	8.9	65.1	0	1582
50	25	1	3600.2	5578.9	3783.8	2203.8	5561.8	5561.8	32.2	32.0	0.3	60.4	0	3959
50	25	2	3600.2	7116.7	4798.1	3287.8	6891.1	6891.1	32.6	30.4	3.2	52.3	0	1602
50	25	3	3600.2	5616.0	3953.2	2560.5	5582.7	5582.7	29.6	29.2	0.6	54.1	0	3610
50	25	4	3600.2	6401.0	3866.2	2401.7	5900.7	5900.7	39.6	34.5	7.8	59.3	0	3602
50	25	5	3600.2	6385.9	4210.2	2718.2	6372.0	6372.0	34.1	33.9	0.2	57.3	0	4402

Table 63: Summary results table for model OMT F1 Flow (1)

N	p	#	CPU	GBUR	GBUL	GUBL	GUL	nod
20	5	5	307.3	62.7	0.0	0.0	0.0	47977
20	6	4	1981.0	65.0	2.5	0.0	2.5	204699
20	10	5	1056.2	56.8	0.0	0.0	0.0	185366
30	7	0	3600.2	65.5	28.9	1.0	29.6	33589
30	10	0	3600.4	61.2	24.0	0.5	24.4	39749
30	15	0	3600.2	59.9	11.6	0.0	11.6	165266
40	10	0	3600.2	63.8	37.1	5.3	40.2	12991
40	13	0	3600.3	61.0	31.4	3.2	33.6	15149
40	20	0	3600.6	59.0	26.0	0.6	26.4	40789
50	12	0	3601.0	63.6	42.8	22.3	54.4	2502
50	16	0	3600.7	63.5	39.8	8.8	45.1	1844
50	25	0	3600.2	56.7	32.0	2.4	33.6	3435



Table 64: Instances results table for model OMT F1 Flow (2)

N	p	ins	CPU	objU	objL	objR	BobjU	BobjL	gUL	gBUL	gUBL	gBUR	opt	nod
20	5	1	160.2	24444.4	24444.4	9971.1	24444.4	24444.4	0.0	0.0	0.0	59.2	1	44016
20	5	2	271.0	26585.3	26585.3	11774.1	26585.3	26585.3	0.0	0.0	0.0	55.7	1	50182
20	5	3	690.1	26159.6	26159.6	9314.1	26159.6	26159.6	0.0	0.0	0.0	64.4	1	77003
20	5	4	98.5	16558.9	16558.9	5798.7	16558.9	16558.9	0.0	0.0	0.0	65.0	1	16339
20	5	5	633.3	29165.6	29165.6	12647.6	29165.6	29165.6	0.0	0.0	0.0	56.6	1	67660
20	6	1	1320.5	22562.4	22562.4	7904.6	22562.4	22562.4	0.0	0.0	0.0	65.0	1	100898
20	6	2	197.7	20183.5	20183.5	9439.0	20183.5	20183.5	0.0	0.0	0.0	53.2	1	15812
20	6	3	3600.1	25238.2	23717.9	9227.7	25238.2	25238.2	6.0	6.0	0.0	63.4	0	423861
20	6	4	2099.0	20161.1	20161.1	7338.0	20161.1	20161.1	0.0	0.0	0.0	63.6	1	200281
20	6	5	3600.0	27296.4	23580.8	8757.3	27296.4	27296.4	13.6	13.6	0.0	67.9	0	277190
20	10	1	1829.9	15074.8	15074.8	7588.5	15074.8	15074.8	0.0	0.0	0.0	49.7	1	321659
20	10	2	1819.9	18092.9	18092.9	8361.4	18092.9	18092.9	0.0	0.0	0.0	53.8	1	419085
20	10	3	737.2	14169.6	14169.6	6973.3	14169.6	14169.6	0.0	0.0	0.0	50.8	1	96317
20	10	4	215.5	19027.0	19027.0	8063.7	19027.0	19027.0	0.0	0.0	0.0	57.6	1	41740
20	10	5	31.8	9742.5	9742.5	4051.0	9742.5	9742.5	0.0	0.0	0.0	58.4	1	2585
30	7	1	3600.3	15759.0	11951.5	5403.4	15759.0	15759.0	24.2	24.2	0.0	65.7	0	31991
30	7	2	3600.3	17867.0	12650.6	6197.5	17867.0	17867.0	29.2	29.2	0.0	65.3	0	32183
30	7	3	3600.6	15619.6	11002.5	6572.6	15619.6	15619.6	29.6	29.6	0.0	57.9	0	30896
30	7	4	3600.3	18356.9	12990.0	7554.1	18356.9	18356.9	29.2	29.2	0.0	58.9	0	31662
30	7	5	3600.2	15460.6	10568.8	4939.9	15460.6	15460.6	31.6	31.6	0.0	68.0	0	31423
30	10	1	3600.5	12598.8	9230.3	5073.4	12598.8	12598.8	26.7	26.7	0.0	59.7	0	31326
30	10	2	3600.2	9722.9	7771.8	4258.8	9620.6	9620.6	20.1	19.2	1.0	55.7	0	33207
30	10	3	3600.1	9329.9	8142.3	4015.2	9329.9	9329.9	12.7	12.7	0.0	57.0	0	65861
30	10	4	3600.3	15224.5	11056.1	6063.4	15224.5	15224.5	27.4	27.4	0.0	60.2	0	32132
30	10	5	3600.4	14836.1	10637.2	5890.0	14665.7	14665.7	28.3	27.5	1.1	59.8	0	31158
30	15	1	3600.1	10085.3	8667.6	3488.0	10085.3	10085.3	14.1	14.1	0.0	65.4	0	134839
30	15	2	3600.1	10658.1	9168.7	4186.7	10658.1	10658.1	14.0	14.0	0.0	60.7	0	103151
30	15	3	3600.1	8466.4	7462.2	3192.9	8466.4	8466.4	11.9	11.9	0.0	62.3	0	209939
30	15	4	3600.1	9980.5	8543.9	4666.7	9980.5	9980.5	14.4	14.4	0.0	53.2	0	271538
30	15	5	3600.2	9687.3	8789.3	4655.6	9687.3	9687.3	9.3	9.3	0.0	51.9	0	169691
40	10	1	3600.2	16100.0	8315.7	5660.0	14500.9	14500.9	48.4	42.6	9.9	61.0	0	7489
40	10	2	3600.2	13333.5	7082.9	4252.5	12213.5	12213.5	46.9	42.0	8.4	65.2	0	15011
40	10	3	3600.2	11663.5	7614.1	4613.9	11071.1	11071.1	34.7	31.2	5.1	58.3	0	16368
40	10	4	3600.3	9502.1	6058.5	3997.8	9502.1	9502.1	36.2	36.2	0.0	57.9	0	16550
40	10	5	3600.2	12305.6	6586.1	3721.2	10972.0	10972.1	46.5	40.0	10.8	66.1	0	7555
40	13	1	3600.4	11110.0	6812.8	4284.4	9885.2	9885.2	38.7	31.1	11.0	56.7	0	11236
40	13	2	3600.2	9010.9	6571.3	4376.4	9010.9	9010.9	27.1	27.1	0.0	51.4	0	22328
40	13	3	3600.2	10645.3	7163.4	3778.7	10645.3	10645.3	32.7	32.7	0.0	64.5	0	12922
40	13	4	3600.3	9422.9	6257.3	3419.7	8911.8	8911.8	33.6	29.8	5.4	61.6	0	18375
40	13	5	3600.1	11990.9	7523.1	4540.4	11636.1	11636.1	37.3	35.4	3.0	61.0	0	18915
40	20	1	3600.9	9459.2	6766.0	3908.0	9426.4	9426.4	28.5	28.2	0.3	58.5	0	37210
40	20	2	3600.2	6156.3	4695.4	2429.8	6156.3	6156.3	23.7	23.7	0.0	60.5	0	36818
40	20	3	3600.2	8650.9	5591.6	3105.4	8245.3	8245.3	35.4	32.2	4.7	62.3	0	31526
40	20	4	3600.3	8315.2	6330.5	3907.4	8315.2	8315.2	23.9	23.9	0.0	53.0	0	36204
40	20	5	3600.3	6997.0	5454.3	3161.9	6967.8	6967.8	22.0	21.7	0.4	54.6	0	36499
50	12	1	3600.2	14712.6	6362.6	4631.4	11063.0	10584.5	56.8	42.5	28.1	58.1	0	2790
50	12	2	3600.2	12529.0	5548.8	3592.2	10517.5	9871.9	55.7	47.2	21.2	65.8	0	2344
50	12	3	3603.3	13206.1	6272.5	4392.7	10501.1	10501.1	52.5	40.3	20.5	58.2	0	1311
50	12	4	3600.3	10388.0	4821.5	3273.0	8653.6	8653.6	53.6	44.3	16.7	62.2	0	1777
50	12	5	3600.2	13162.5	5523.5	3229.1	9521.1	9186.5	58.0	42.0	30.2	66.1	0	1695
50	16	1	3600.2	11218.0	5482.1	3779.4	8693.5	8693.5	51.1	36.9	22.5	56.5	0	2630
50	16	2	3600.2	8749.7	3246.4	2123.4	5966.4	5966.4	62.9	45.6	31.8	64.4	0	2328
50	16	3	3600.6	10168.7	5603.6	3562.0	9239.6	9239.6	44.9	39.4	9.1	61.5	0	2740
50	16	4	3600.3	8117.2	4498.4	2814.7	7453.7	7453.7	44.6	39.6	8.2	62.2	0	1116
50	16	5	3600.3	7506.7	3907.3	2615.8	6924.8	6924.8	48.0	43.6	7.8	62.2	0	1109
50	25	1	3600.1	5570.9	3692.6	2305.2	5561.8	5561.8	33.7	33.6	0.2	58.5	0	4239
50	25	2	3600.1	6892.8	4772.1	3357.6	6891.1	6891.1	30.8	30.8	0.0	51.3	0	2871
50	25	3	3600.9	5636.6	4127.9	2620.3	5582.7	5582.7	26.8	26.1	1.0	53.1	0	3297
50	25	4	3600.2	6764.4	3893.5	2440.8	5900.7	5900.7	42.4	34.0	12.8	58.6	0	1437
50	25	5	3601.0	6483.0	4222.2	2743.5	6372.0	6372.0	34.9	33.7	1.7	56.9	0	2867

Table 65: Summary results table for model OMT F1 Flow (2)

N	p	#	CPU	GBUR	GBUL	GUBL	GUL	nod
20	5	5	370.6	60.2	0.0	0.0	0.0	51040
20	6	3	2163.5	62.6	3.9	0.0	3.9	203608
20	10	5	926.9	54.1	0.0	0.0	0.0	176277
30	7	0	3600.3	63.2	28.8	0.0	28.8	31631
30	10	0	3600.3	58.5	22.7	0.4	23.0	38737
30	15	0	3600.1	58.7	12.7	0.0	12.7	177832
40	10	0	3600.2	61.7	38.4	6.8	42.5	12595
40	13	0	3600.2	59.0	31.2	3.9	33.9	16755
40	20	0	3600.4	57.8	25.9	1.1	26.7	35651
50	12	0	3600.8	62.1	43.3	23.3	55.3	1983
50	16	0	3600.3	61.4	41.0	15.9	50.3	1985
50	25	0	3600.5	55.7	31.6	3.1	33.7	2942

Table 66: Instances results table for model OMT F1 KM

N	p	ins	CPU	objU	objL	objR	BobjU	BobjL	gUL	gBUL	gUBL	gBUR	opt	nod
20	5	1	335.1	24444.4	24444.4	8678.2	24444.4	24444.4	0.0	0.0	0.0	64.5	1	57319
20	5	2	314.0	26585.3	26585.3	11464.7	26585.3	26585.3	0.0	0.0	0.0	56.9	1	47531
20	5	3	794.7	26159.6	26159.6	8966.5	26159.6	26159.6	0.0	0.0	0.0	65.7	1	90658
20	5	4	339.7	16558.9	16558.9	5449.0	16558.9	16558.9	0.0	0.0	0.0	67.1	1	24023
20	5	5	447.2	29165.6	29165.6	11867.1	29165.6	29165.6	0.0	0.0	0.0	59.3	1	79080
20	6	1	1960.8	22562.4	22562.4	7620.6	22562.4	22562.4	0.0	0.0	0.0	66.2	1	144224
20	6	2	473.7	20183.5	20183.5	8736.0	20183.5	20183.5	0.0	0.0	0.0	56.7	1	40297
20	6	3	3600.1	25238.2	22064.1	8642.1	25238.2	25238.2	12.6	12.6	0.0	65.8	0	181332
20	6	4	1870.7	20161.1	20161.1	7071.6	20161.1	20161.1	0.0	0.0	0.0	64.9	1	129934
20	6	5	3600.0	27296.4	24297.8	7825.1	27296.4	27296.4	11.0	11.0	0.0	71.3	0	253302
20	10	1	3600.1	15074.8	14522.6	7443.9	15074.8	15074.8	3.7	3.7	0.0	50.6	0	500633
20	10	2	1972.8	18092.9	18092.9	7781.0	18092.9	18092.9	0.0	0.0	0.0	57.0	1	124537
20	10	3	1119.8	14169.6	14169.6	6073.0	14169.6	14169.6	0.0	0.0	0.0	57.1	1	66851
20	10	4	910.9	19027.0	19027.0	7807.7	19027.0	19027.0	0.0	0.0	0.0	59.0	1	75652
20	10	5	60.4	9742.5	9742.5	3873.3	9742.5	9742.5	0.0	0.0	0.0	60.2	1	5663
30	7	1	3600.2	15759.0	11763.1	4913.7	15759.0	15759.0	25.4	25.4	0.0	68.8	0	20796
30	7	2	3600.1	18179.7	11525.1	5869.8	17867.0	17867.0	36.6	35.5	1.7	67.2	0	12374
30	7	3	3600.1	15619.6	11000.8	6348.0	15619.6	15619.6	29.6	29.6	0.0	59.4	0	22101
30	7	4	3600.1	18491.9	12790.3	6956.1	18356.9	18356.9	30.8	30.3	0.7	62.1	0	20395
30	7	5	3600.2	15460.6	10195.9	4669.8	15460.6	15460.6	34.0	34.0	0.0	69.8	0	16030
30	10	1	3600.2	12598.8	9657.8	4558.6	12598.8	12598.8	23.3	23.3	0.0	63.8	0	21612
30	10	2	3600.2	9722.9	7643.1	4067.0	9620.6	9620.6	21.4	20.6	1.0	57.7	0	20956
30	10	3	3600.3	9329.9	7979.8	3745.2	9329.9	9329.9	14.5	14.5	0.0	59.9	0	31319
30	10	4	3600.2	15224.5	11208.7	5750.3	15224.5	15224.5	26.4	26.4	0.0	62.2	0	17210
30	10	5	3600.1	14665.7	10882.8	5544.5	14665.7	14665.7	25.8	25.8	0.0	62.2	0	32058
30	15	1	3600.2	10085.3	8450.3	3267.5	10085.3	10085.3	16.2	16.2	0.0	67.6	0	38852
30	15	2	3600.2	10658.1	9224.2	4098.7	10658.1	10658.1	13.4	13.4	0.0	61.5	0	44631
30	15	3	3600.3	8466.4	7558.0	3070.2	8466.4	8466.4	10.7	10.7	0.0	63.7	0	113476
30	15	4	3600.2	9980.5	8252.2	4609.0	9980.5	9980.5	17.3	17.3	0.0	53.8	0	73157
30	15	5	1612.4	9687.3	9687.3	4582.8	9687.3	9687.3	0.0	0.0	0.0	52.7	1	93306
40	10	1	3600.3	15232.2	7947.1	5513.9	14500.9	14500.9	47.8	45.2	4.8	62.0	0	3784
40	10	2	3600.3	12527.2	6845.3	3884.9	12213.5	12213.5	45.4	44.0	2.5	68.2	0	3311
40	10	3	3600.3	11741.1	6773.3	4374.9	11071.1	11071.1	42.3	38.8	5.7	60.5	0	3346
40	10	4	3600.3	10092.4	5939.0	3676.7	9502.0	9502.0	41.1	37.5	5.8	61.3	0	5235
40	10	5	3600.4	12271.7	6566.1	3593.4	10972.0	10972.1	46.5	40.2	10.6	67.2	0	4872
40	13	1	3600.3	9885.2	6670.7	4092.9	9885.2	9885.2	32.5	32.5	0.0	58.6	0	4218
40	13	2	3600.2	9441.6	6330.2	4280.9	9010.9	9010.9	33.0	29.8	4.6	52.5	0	2709
40	13	3	3600.6	13369.0	6916.4	3675.2	10645.3	10645.3	48.3	35.0	20.4	65.5	0	3159
40	13	4	3600.3	8911.8	5689.1	3069.5	8911.8	8911.8	36.2	36.2	0.0	65.6	0	7973
40	13	5	3600.3	12117.8	7308.1	4354.2	11636.1	11636.1	39.7	37.2	4.0	62.6	0	2804
40	20	1	3600.4	9519.3	5807.2	3793.6	9426.4	9426.4	39.0	38.4	1.0	59.8	0	9799
40	20	2	3600.3	6352.3	4388.5	2372.8	6156.3	6156.3	30.9	28.7	3.1	61.5	0	5004
40	20	3	3600.3	8688.2	5371.9	3012.1	8245.3	8245.3	38.2	34.9	5.1	63.5	0	2499
40	20	4	3600.2	8394.1	6151.8	3834.2	8315.2	8315.2	26.7	26.0	0.9	53.9	0	12725
40	20	5	3600.3	7162.8	5396.0	3044.4	6967.8	6967.8	24.7	22.6	2.7	56.3	0	9552
50	12	1	3600.2	14279.9	6315.7	4500.3	11063.0	10584.5	55.8	42.9	25.9	59.3	0	646
50	12	2	3600.3	15709.2	5630.4	3372.3	10517.5	9871.9	64.2	46.5	37.2	67.9	0	2093
50	12	3	3600.3	14015.5	6444.5	4310.6	10501.1	10501.1	54.0	38.6	25.1	59.0	0	548
50	12	4	3600.6	11047.3	4754.3	3130.6	8653.6	8653.6	57.0	45.1	21.7	63.8	0	37
50	12	5	3600.2	9818.4	5595.0	3049.1	9521.1	9186.5	43.0	41.2	6.4	68.0	0	44
50	16	1	3600.4	11718.9	5308.4	3630.9	8693.5	8693.5	54.7	38.9	25.8	58.2	0	2502
50	16	2	3600.2	8781.4	3351.9	1945.6	5966.4	5966.4	61.8	43.8	32.1	67.4	0	340
50	16	3	3602.5	15060.2	5570.2	3403.9	9239.6	9239.6	63.0	39.7	38.6	63.2	0	3887
50	16	4	3600.6	9147.7	4342.1	2731.0	7453.7	7453.7	52.5	41.8	18.5	63.4	0	110
50	16	5	3600.3	10224.0	3917.4	2416.9	6924.8	6924.8	61.7	43.4	32.3	65.1	0	3344
50	25	1	3603.7	5914.6	3377.0	2203.8	5561.8	5561.8	42.9	39.3	6.0	60.4	0	1871
50	25	2	3600.9	7762.4	4480.1	3287.8	6891.1	6891.1	42.3	35.0	11.2	52.3	0	1741
50	25	3	3600.6	6453.2	3629.3	2560.5	5582.7	5582.7	43.8	35.0	13.5	54.1	0	301
50	25	4	3601.0	6826.5	3743.9	2401.7	5900.7	5900.7	45.2	36.5	13.6	59.3	0	2412
50	25	5	3600.7	6518.7	3792.0	2718.2	6372.0	6372.0	41.8	40.5	2.2	57.3	0	1134

Table 67: Summary results table for model OMT F1 KM

N	p	#	CPU	GBUR	GBUL	GUBL	GUL	nod
20	5	5	446.1	62.7	0.0	0.0	0.0	59722
20	6	3	2301.1	65.0	4.7	0.0	4.7	149818
20	10	4	1532.8	56.8	0.7	0.0	0.7	154667
30	7	0	3600.1	65.5	31.0	0.5	31.3	18339
30	10	0	3600.2	61.2	22.1	0.2	22.3	24631
30	15	1	3202.7	59.9	11.5	0.0	11.5	72684
40	10	0	3600.3	63.8	41.1	5.9	44.6	4110
40	13	0	3600.3	61.0	34.1	5.8	37.9	4173
40	20	0	3600.3	59.0	30.1	2.6	31.9	7916
50	12	0	3600.3	63.6	42.9	23.3	54.8	674
50	16	0	3600.8	63.5	41.5	29.5	58.7	2037
50	25	0	3601.4	56.7	37.3	9.3	43.2	1492

Table 68: Instances results table for model OMT F1 Subelim (1)

N	p	ins	CPU	objU	objL	objR	BobjU	BobjL	gUL	gBUL	gUBL	gBUR	opt	nod
20	5	1	660.3	24444.4	24444.4	8678.2	24444.4	24444.4	0.0	0.0	0.0	64.5	1	209293
20	5	2	426.6	26585.3	26585.3	11464.7	26585.3	26585.3	0.0	0.0	0.0	56.9	1	162442
20	5	3	353.2	26159.6	26159.6	8966.5	26159.6	26159.6	0.0	0.0	0.0	65.7	1	111954
20	5	4	186.2	16558.9	16558.9	5449.0	16558.9	16558.9	0.0	0.0	0.0	67.1	1	43033
20	5	5	808.5	29165.6	29165.6	11867.1	29165.6	29165.6	0.0	0.0	0.0	59.3	1	272753
20	6	1	2570.6	22562.4	22562.4	7620.6	22562.4	22562.4	0.0	0.0	0.0	66.2	1	435467
20	6	2	746.8	20183.5	20183.5	8736.0	20183.5	20183.5	0.0	0.0	0.0	56.7	1	72844
20	6	3	2750.2	25238.2	25238.2	8642.1	25238.2	25238.2	0.0	0.0	0.0	65.8	1	422862
20	6	4	3600.0	20161.1	19239.6	7071.6	20161.1	20161.1	4.6	4.6	0.0	64.9	0	596377
20	6	5	3600.1	27308.9	24048.1	7825.1	27296.4	27296.4	11.9	11.9	0.0	71.3	0	418467
20	10	1	3600.0	15431.1	13193.2	7443.9	15074.8	15074.8	14.5	12.5	2.3	50.6	0	970902
20	10	2	3600.1	18721.1	16997.2	7781.0	18092.9	18092.9	9.2	6.1	3.4	57.0	0	761197
20	10	3	3600.1	14623.0	12205.0	6073.0	14169.6	14169.6	16.5	13.9	3.1	57.1	0	758298
20	10	4	3151.6	19027.0	19027.0	7807.7	19027.0	19027.0	0.0	0.0	0.0	59.0	1	594559
20	10	5	186.8	9742.5	9742.5	3873.3	9742.5	9742.5	0.0	0.0	0.0	60.2	1	23614
30	7	1	3600.1	43350.8	10547.1	4913.7	15759.0	15759.0	75.7	33.1	63.6	68.8	0	67720
30	7	2	3600.2	19172.3	12227.9	5869.8	17867.0	17867.0	36.2	31.6	6.8	67.2	0	75375
30	7	3	3600.1	32063.4	10549.2	6348.0	15619.6	15619.6	67.1	32.5	51.3	59.4	0	114809
30	7	4	3600.1	19840.1	13041.7	6956.1	18356.9	18356.9	34.3	29.0	7.5	62.1	0	100326
30	7	5	3600.1	39982.5	9198.3	4669.8	15460.6	15460.6	77.0	40.5	61.3	69.8	0	76634
30	10	1	3600.2	14823.3	8732.5	4558.6	12598.8	12598.8	41.1	30.7	15.0	63.8	0	62023
30	10	2	3600.1	11907.8	6907.5	4067.0	9620.6	9620.6	42.0	28.2	19.2	57.7	0	52568
30	10	3	3600.1	12679.9	7119.2	3745.2	9329.9	9329.9	43.9	23.7	26.4	59.9	0	73162
30	10	4	3600.1	18578.4	10537.2	5750.3	15224.5	15224.5	43.3	30.8	18.0	62.2	0	53081
30	10	5	3600.1	17377.0	9652.1	5544.5	14665.7	14665.7	44.5	34.2	15.6	62.2	0	68645
30	15	1	3600.2	17832.0	6334.4	3267.5	10085.3	10085.3	64.5	37.2	43.4	67.6	0	227364
30	15	2	3600.2	14014.4	8005.6	4098.7	10658.1	10658.1	42.9	24.9	24.0	61.5	0	246745
30	15	3	3600.3	9492.4	6680.6	3070.2	8466.4	8466.4	29.6	21.1	10.8	63.7	0	235693
30	15	4	3600.3	11289.2	7977.4	4609.0	9980.5	9980.5	29.3	20.1	11.6	53.8	0	268712
30	15	5	2670.0	9687.3	9687.3	4582.8	9687.3	9687.3	0.0	0.0	0.0	52.7	1	272318
40	10	1	3600.2	27888.6	7948.1	5513.9	14500.9	14500.9	71.5	45.2	48.0	62.0	0	20353
40	10	2	3600.4	60140.7	6661.7	3884.9	12213.5	12213.5	88.9	45.5	79.7	68.2	0	20302
40	10	3	3600.2	56043.2	6951.6	4374.9	11071.1	11071.1	87.6	37.2	80.2	60.5	0	7957
40	10	4	3600.2	62942.2	5901.4	3676.7	9502.0	9502.0	90.6	37.9	84.9	61.3	0	11485
40	10	5	3600.2	17156.9	5933.2	3593.4	10972.0	10972.1	65.4	45.9	36.0	67.2	0	11193
40	13	1	3600.7	68975.8	6319.6	4092.9	9885.2	9885.2	90.8	36.1	85.7	58.6	0	29372
40	13	2	3600.2	19452.7	6081.1	4280.9	9010.9	9010.9	68.7	32.5	53.7	52.5	0	29720
40	13	3	3600.2	61950.3	6576.3	3675.2	10645.3	10645.3	89.4	38.2	82.8	65.5	0	11503
40	13	4	3600.2	59327.0	5473.4	3069.5	8911.8	8911.8	90.8	38.6	85.0	65.6	0	16453
40	13	5	3600.2	57920.4	6482.0	4354.2	11636.1	11636.1	88.8	44.3	79.9	62.6	0	15362
40	20	1	3600.3	50315.4	5334.1	3793.6	9426.4	9426.4	89.4	43.4	81.3	59.8	0	43960
40	20	2	3600.3	9887.9	4047.2	2372.8	6156.3	6156.3	59.1	34.3	37.7	61.5	0	18140
40	20	3	3600.9	51247.9	4493.4	3012.1	8245.3	8245.3	91.2	45.5	83.9	63.5	0	43052
40	20	4	3600.5	11230.9	5647.4	3834.2	8315.2	8315.2	49.7	32.1	26.0	53.9	0	30464
40	20	5	3600.5	12508.3	4750.9	3044.4	6967.8	6967.8	62.0	31.8	44.3	56.3	0	29056
50	12	1	3601.6	57941.3	6089.8	4500.3	11063.0	10584.5	89.5	45.0	81.7	59.3	0	5176
50	12	2	3601.5	48435.9	5503.6	3372.3	10517.5	9871.9	88.6	47.7	79.6	67.9	0	5227
50	12	3	3600.4	45551.4	6247.6	4310.6	10501.1	10501.1	86.3	40.5	77.0	59.0	0	5275
50	12	4	3600.2	55258.1	4658.3	3130.6	8653.6	8653.6	91.6	46.2	84.3	63.8	0	5659
50	12	5	3601.2	59239.3	5247.2	3049.1	9521.1	9186.5	91.1	44.9	84.5	68.0	0	5300
50	16	1	3600.1	54053.5	5290.4	3630.9	8693.5	8693.5	90.2	39.1	83.9	58.2	0	4728
50	16	2	3600.3	55947.1	3570.5	1945.6	5966.4	5966.4	93.6	40.2	89.3	67.4	0	5662
50	16	3	3601.4	60344.6	5477.8	3403.9	9239.6	9239.6	90.9	40.7	84.7	63.2	0	5168
50	16	4	3600.4	48554.0	4275.6	2731.0	7453.7	7453.7	91.2	42.6	84.7	63.4	0	5249
50	16	5	3600.5	47985.6	3618.6	2416.9	6924.8	6924.8	92.5	47.7	85.6	65.1	0	4879
50	25	1	3600.7	51323.3	3481.2	2203.8	5561.8	5561.8	93.2	37.4	89.2	60.4	0	5474
50	25	2	3600.4	62091.2	4487.2	3287.8	6891.1	6891.1	92.8	34.9	88.9	52.3	0	5940
50	25	3	3601.3	48559.7	3794.0	2560.5	5582.7	5582.7	92.2	32.0	88.5	54.1	0	5770
50	25	4	3600.7	64320.5	3651.4	2401.7	5900.7	5900.7	94.3	38.1	90.8	59.3	0	5963
50	25	5	3601.0	63169.9	4092.3	2718.2	6372.0	6372.0	93.5	35.8	89.9	57.3	0	5658

Table 69: Summary results table for model OMT F1 Subelim (1)

N	p	#	CPU	GBUR	GBUL	GUBL	GUL	nod
20	5	5	487.0	62.7	0.0	0.0	0.0	159895
20	6	3	2653.5	65.0	3.3	0.0	3.3	389203
20	10	2	2827.7	56.8	6.5	1.8	8.0	621714
30	7	0	3600.1	65.5	33.3	38.1	58.1	86973
30	10	0	3600.1	61.2	29.5	18.8	43.0	61896
30	15	1	3414.2	59.9	20.7	18.0	33.3	250166
40	10	0	3600.2	63.8	42.3	65.8	80.8	14258
40	13	0	3600.3	61.0	37.9	77.4	85.7	20482
40	20	0	3600.5	59.0	37.4	54.6	70.3	32934
50	12	0	3601.0	63.6	44.9	81.4	89.4	5327
50	16	0	3600.5	63.5	42.1	85.6	91.7	5137
50	25	0	3600.8	56.7	35.6	89.5	93.2	5761

Table 70: Instances results table for model OMT F1 Subelim (2)

N	p	ins	CPU	objU	objL	objR	BobjU	BobjL	gUL	gBUL	gUBL	gBUR	opt	nod
20	5	1	648.6	24444.4	24444.4	8678.2	24444.4	24444.4	0.0	0.0	0.0	64.5	1	178770
20	5	2	669.2	26585.3	26585.3	11464.7	26585.3	26585.3	0.0	0.0	0.0	56.9	1	290168
20	5	3	316.2	26159.6	26159.6	8966.5	26159.6	26159.6	0.0	0.0	0.0	65.7	1	112006
20	5	4	155.6	16558.9	16558.9	5449.0	16558.9	16558.9	0.0	0.0	0.0	67.1	1	41915
20	5	5	809.2	29165.6	29165.6	11867.1	29165.6	29165.6	0.0	0.0	0.0	59.3	1	287196
20	6	1	3056.3	22562.4	22562.4	7620.6	22562.4	22562.4	0.0	0.0	0.0	66.2	1	459836
20	6	2	566.6	20183.5	20183.5	8736.0	20183.5	20183.5	0.0	0.0	0.0	56.7	1	61340
20	6	3	3048.5	25238.2	25238.2	8642.1	25238.2	25238.2	0.0	0.0	0.0	65.8	1	426657
20	6	4	3600.1	20290.9	19260.6	7071.6	20161.1	20161.1	5.1	4.5	0.6	64.9	0	568083
20	6	5	3600.1	27394.0	23400.9	7825.1	27296.4	27296.4	14.6	14.3	0.4	71.3	0	328073
20	10	1	3600.1	15121.3	13472.3	7443.9	15074.8	15074.8	10.9	10.6	0.3	50.6	0	701540
20	10	2	3600.1	18092.9	17657.7	7781.0	18092.9	18092.9	2.4	2.4	0.0	57.0	0	748792
20	10	3	3495.6	14169.6	14169.6	6073.0	14169.6	14169.6	0.0	0.0	0.0	57.1	1	978994
20	10	4	2077.2	19027.0	19027.0	7807.7	19027.0	19027.0	0.0	0.0	0.0	59.0	1	381947
20	10	5	201.9	9742.5	9742.5	3873.3	9742.5	9742.5	0.0	0.0	0.0	60.2	1	16923
30	7	1	3600.1	24010.3	10709.0	4913.7	15759.0	15759.0	55.4	32.0	34.4	68.8	0	80226
30	7	2	3600.1	21085.2	12216.3	5869.8	17867.0	17867.0	42.1	31.6	15.3	67.2	0	67865
30	7	3	3600.2	19041.1	10669.9	6348.0	15619.6	15619.6	44.0	31.7	18.0	59.4	0	97221
30	7	4	3600.1	20262.0	12829.1	6956.1	18356.9	18356.9	36.7	30.1	9.4	62.1	0	87591
30	7	5	3600.1	21154.4	9493.9	4669.8	15460.6	15460.6	55.1	38.6	26.9	69.8	0	88148
30	10	1	3600.2	15950.0	8652.2	4558.6	12598.8	12598.8	45.8	31.3	21.0	63.8	0	68369
30	10	2	3600.1	11294.2	6987.0	4067.0	9620.6	9620.6	38.1	27.4	14.8	57.7	0	61703
30	10	3	3600.2	13271.9	7088.5	3745.2	9329.9	9329.9	46.6	24.0	29.7	59.9	0	74301
30	10	4	3600.1	17831.5	10433.9	5750.3	15224.5	15224.5	41.5	31.5	14.6	62.2	0	56655
30	10	5	3600.2	16883.0	9649.1	5544.5	14665.7	14665.7	42.9	34.2	13.1	62.2	0	59166
30	15	1	3600.3	12048.8	6657.9	3267.5	10085.3	10085.3	44.7	34.0	16.3	67.6	0	190305
30	15	2	3600.3	12179.7	7848.7	4098.7	10658.1	10658.1	35.6	26.4	12.5	61.5	0	180433
30	15	3	3600.2	9577.4	6246.2	3070.2	8466.4	8466.4	34.8	26.2	11.6	63.7	0	221240
30	15	4	3600.2	10914.5	7905.1	4609.0	9980.5	9980.5	27.6	20.8	8.6	53.8	0	184721
30	15	5	3600.1	10015.5	7983.0	4582.8	9687.3	9687.3	20.3	17.6	3.3	52.7	0	219233
40	10	1	3600.2	40132.3	7789.5	5513.9	14500.9	14500.9	80.6	46.3	63.9	62.0	0	23445
40	10	2	3600.2	60140.7	6661.7	3884.9	12213.5	12213.5	88.9	45.5	79.7	68.2	0	19610
40	10	3	3600.2	56043.2	6951.6	4374.9	11071.1	11071.1	87.6	37.2	80.2	60.5	0	7957
40	10	4	3600.2	62942.2	5901.4	3676.7	9502.0	9502.0	90.6	37.9	84.9	61.3	0	11239
40	10	5	3600.2	17156.9	5933.2	3593.4	10972.0	10972.0	65.4	45.9	36.0	67.2	0	11624
40	13	1	3600.3	47409.6	6321.6	4092.9	9885.2	9885.2	86.7	36.0	79.2	58.6	0	30853
40	13	2	3600.3	59359.5	6068.4	4280.9	9010.9	9010.9	89.8	32.6	84.8	52.5	0	38292
40	13	3	3600.2	61950.3	6576.3	3675.2	10645.3	10645.3	89.4	38.2	82.8	65.5	0	11513
40	13	4	3600.2	59327.0	5473.4	3069.5	8911.8	8911.8	90.8	38.6	85.0	65.6	0	16454
40	13	5	3600.2	17193.3	6476.7	4354.2	11636.1	11636.1	62.3	44.3	32.3	62.6	0	11312
40	20	1	3600.3	12205.3	5493.7	3793.6	9426.4	9426.4	55.0	41.7	22.8	59.8	0	34387
40	20	2	3600.2	44967.9	4028.2	2372.8	6156.3	6156.3	91.0	34.6	86.3	61.5	0	22394
40	20	3	3600.6	39018.6	4516.5	3012.1	8245.3	8245.3	88.4	45.2	78.9	63.5	0	41697
40	20	4	3600.6	43337.1	5572.0	3834.2	8315.2	8315.2	87.1	33.0	80.8	53.9	0	38427
40	20	5	3600.3	12508.3	4656.7	3044.4	6967.8	6967.8	62.8	33.2	44.3	56.3	0	24767
50	12	1	3600.1	57941.3	6053.0	4500.3	11063.0	10584.5	89.6	45.3	81.7	59.3	0	5152
50	12	2	3601.6	48435.9	5514.7	3372.3	10517.5	9871.9	88.6	47.6	79.6	67.9	0	5228
50	12	3	3600.2	45551.4	6247.6	4310.6	10501.1	10501.1	86.3	40.5	77.0	59.0	0	5277
50	12	4	3600.9	55258.1	4729.4	3130.6	8653.6	8653.6	91.4	45.4	84.3	63.8	0	5667
50	12	5	3600.5	59239.3	5247.2	3049.1	9521.1	9186.5	91.1	44.9	84.5	68.0	0	5328
50	16	1	3600.4	54053.5	5290.4	3630.9	8693.5	8693.5	90.2	39.1	83.9	58.2	0	4732
50	16	2	3600.1	55947.1	3559.4	1945.6	5966.4	5966.4	93.6	40.3	89.3	67.4	0	5582
50	16	3	3601.8	60344.6	5477.8	3403.9	9239.6	9239.6	90.9	40.7	84.7	63.2	0	5168
50	16	4	3600.8	48554.0	4275.6	2731.0	7453.7	7453.7	91.2	42.6	84.7	63.4	0	5248
50	16	5	3601.4	47985.6	3622.1	2416.9	6924.8	6924.8	92.4	47.7	85.6	65.1	0	4883
50	25	1	3600.4	51323.3	3479.3	2203.8	5561.8	5561.8	93.2	37.4	89.2	60.4	0	5470
50	25	2	3600.1	62091.2	4487.2	3287.8	6891.1	6891.1	92.8	34.9	88.9	52.3	0	6240
50	25	3	3600.5	48559.7	3790.6	2560.5	5582.7	5582.7	92.2	32.1	88.5	54.1	0	5764
50	25	4	3601.3	64320.5	3654.8	2401.7	5900.7	5900.7	94.3	38.1	90.8	59.3	0	5970
50	25	5	3600.2	63169.9	4092.3	2718.2	6372.0	6372.0	93.5	35.8	89.9	57.3	0	5659

Table 71: Summary results table for model OMT F1 Subelim (2)

N	p	ins	CPU	GBUR	GBUL	GUBL	GUL	nod
20	5	5	519.8	62.7	0.0	0.0	0.0	182011
20	6	3	2774.3	65.0	3.8	0.2	3.9	368798
20	10	3	2595.0	56.8	2.6	0.1	2.7	565639
30	7	0	3600.1	65.5	32.8	20.8	46.7	84210
30	10	0	3600.2	61.2	29.7	18.6	43.0	64039
30	15	0	3600.2	59.9	25.0	10.5	32.6	199186
40	10	0	3600.2	63.8	42.6	68.9	82.6	14775
40	13	0	3600.2	61.0	37.9	72.8	83.8	21685
40	20	0	3600.4	59.0	37.5	62.6	76.9	32334
50	12	0	3600.7	63.6	44.7	81.4	89.4	5330
50	16	0	3600.9	63.5	42.1	85.6	91.7	5123
50	25	0	3600.5	56.7	35.7	89.5	93.2	5821

Table 72: Instances results table for model OMT F2 MTZ

N	p	ins	CPU	objU	objL	objR	BobjU	BobjL	gUL	gBUL	gUBL	gBUR	opt	nod
20	5	1	2023.3	24444.4	24444.4	11628.1	24444.4	24444.4	0.0	0.0	0.0	52.4	1	182557
20	5	2	1041.0	26585.3	26585.3	13320.5	26585.3	26585.3	0.0	0.0	0.0	49.9	1	131383
20	5	3	3280.7	26159.6	26159.6	11682.6	26159.6	26159.6	0.0	0.0	0.0	55.3	1	301663
20	5	4	464.7	16558.9	16558.9	6951.0	16558.9	16558.9	0.0	0.0	0.0	58.0	1	96703
20	5	5	2665.4	29165.6	29165.6	14127.3	29165.6	29165.6	0.0	0.0	0.0	51.6	1	212164
20	6	1	3600.1	22562.4	17808.2	10139.9	22562.4	22562.4	21.1	21.1	0.0	55.1	0	97440
20	6	2	1006.1	20183.5	20183.5	10220.2	20183.5	20183.5	0.0	0.0	0.0	49.4	1	112345
20	6	3	3600.0	25238.2	19939.3	12124.6	25238.2	25238.2	21.0	21.0	0.0	52.0	0	141132
20	6	4	3600.1	20161.1	18564.8	9580.3	20161.1	20161.1	7.9	7.9	0.0	52.5	0	201007
20	6	5	3600.1	27296.4	20326.7	12384.4	27296.4	27296.4	25.5	25.5	0.0	54.6	0	62614
20	10	1	540.0	15074.8	15074.8	8445.0	15074.8	15074.8	0.0	0.0	0.0	44.0	1	58317
20	10	2	3600.1	18092.9	17469.3	9917.5	18092.9	18092.9	3.5	3.5	0.0	45.2	0	416171
20	10	3	1205.5	14169.6	14169.6	7261.8	14169.6	14169.6	0.0	0.0	0.0	48.8	1	82712
20	10	4	512.4	19027.0	19027.0	10680.8	19027.0	19027.0	0.0	0.0	0.0	43.9	1	53239
20	10	5	52.2	9742.5	9742.5	5785.7	9742.5	9742.5	0.0	0.0	0.0	40.6	1	7470
30	7	1	3600.2	15759.0	11331.9	7366.4	15759.0	15759.0	28.1	28.1	0.0	53.3	0	21217
30	7	2	3600.2	18179.7	11330.7	7335.1	17867.0	17867.0	37.7	36.6	1.7	59.0	0	7367
30	7	3	3600.1	15874.4	10657.8	7474.4	15619.6	15619.6	32.9	31.8	1.6	52.1	0	16280
30	7	4	3600.1	18404.0	12787.5	9136.9	18356.9	18356.9	30.5	30.3	0.3	50.2	0	14834
30	7	5	3600.6	15985.4	10082.7	6495.7	15460.6	15460.6	36.9	34.8	3.3	58.0	0	20719
30	10	1	3600.5	12598.8	9083.2	6404.5	12598.8	12598.8	27.9	27.9	0.0	49.2	0	21789
30	10	2	3600.4	9788.8	7303.2	5334.9	9620.6	9620.6	25.4	24.1	1.7	44.5	0	20914
30	10	3	3600.4	9329.9	7499.2	5107.6	9329.9	9329.9	19.6	19.6	0.0	45.3	0	31324
30	10	4	3600.1	15411.0	11288.6	7446.2	15224.5	15224.5	26.8	25.9	1.2	51.1	0	30756
30	10	5	3600.2	14915.8	10419.6	7183.9	14665.7	14665.7	30.1	29.0	1.7	51.0	0	20758
30	15	1	3600.1	10085.3	8573.6	4987.7	10085.3	10085.3	15.0	15.0	0.0	50.5	0	91389
30	15	2	3600.1	10658.1	9407.7	6108.2	10658.1	10658.1	11.7	11.7	0.0	42.7	0	61897
30	15	3	3600.2	8466.4	7310.6	4447.6	8466.4	8466.4	13.7	13.7	0.0	47.5	0	96895
30	15	4	3600.1	9980.5	8389.6	6027.4	9980.5	9980.5	15.9	15.9	0.0	39.6	0	92330
30	15	5	3600.2	9687.3	8807.9	5553.1	9687.3	9687.3	9.1	9.1	0.0	42.7	0	150783
40	10	1	3600.2	16003.5	8212.6	6302.4	14500.9	14500.9	48.7	43.4	9.4	56.5	0	3115
40	10	2	3600.2	12756.8	7221.2	5155.4	12213.5	12213.5	43.4	40.9	4.3	57.8	0	4229
40	10	3	3600.3	11071.1	7403.0	5381.9	11071.1	11071.1	33.1	33.1	0.0	51.4	0	6620
40	10	4	3600.2	9502.1	6032.4	4294.9	9502.0	9502.0	36.5	36.5	0.0	54.8	0	5023
40	10	5	3600.2	12108.2	6792.5	4805.2	10972.0	10972.1	43.9	38.1	9.4	56.2	0	4586
40	13	1	3600.2	10169.0	6786.3	5384.9	9885.2	9885.2	33.3	31.4	2.8	45.5	0	5495
40	13	2	3600.2	9010.9	6488.6	5015.9	9010.9	9010.9	28.0	28.0	0.0	44.3	0	10895
40	13	3	3600.2	11736.5	7166.1	5340.0	10645.3	10645.3	38.9	32.7	9.3	49.8	0	5337
40	13	4	3600.2	9528.6	5934.1	4340.7	8911.8	8911.8	37.7	33.4	6.5	51.3	0	8932
40	13	5	3600.2	11672.4	7244.4	5300.9	11636.1	11636.1	37.9	37.7	0.3	54.4	0	4768
40	20	1	3600.2	9473.3	6597.1	4913.9	9426.4	9426.4	30.4	30.0	0.5	47.9	0	18567
40	20	2	3600.1	6156.3	4538.2	3244.3	6156.3	6156.3	26.3	26.3	0.0	47.3	0	25300
40	20	3	3600.2	8245.3	5573.2	4057.7	8245.3	8245.3	32.4	32.4	0.0	50.8	0	22309
40	20	4	3600.4	8353.9	6369.4	4813.6	8315.2	8315.2	23.8	23.4	0.5	42.1	0	35245
40	20	5	3600.3	7336.8	5224.2	3912.2	6967.8	6967.8	28.8	25.0	5.0	43.9	1	1
50	12	1	3600.3	11783.0	6154.6	5373.6	11063.0	10584.5	47.8	44.4	10.2	51.4	0	100
50	12	2	3600.2	11186.2	5483.3	4343.6	10517.5	9871.9	51.0	47.9	11.8	58.7	0	316
50	12	3	3600.5	13175.2	6332.1	5432.0	10501.1	10501.1	51.9	39.7	20.3	48.3	0	136
50	12	4	3600.6	10388.0	4599.6	3856.7	8653.6	8653.6	55.7	46.9	16.7	55.4	0	240
50	12	5	3600.5	14439.5	5399.1	4455.9	9521.1	9186.5	62.6	43.3	36.4	53.2	0	244
50	16	1	3600.2	9181.5	5256.2	4584.7	8693.5	8693.5	42.8	39.5	5.3	47.3	0	382
50	16	2	3600.2	8638.9	3462.1	2923.1	5966.4	5966.4	59.9	42.0	30.9	51.0	0	1767
50	16	3	3600.3	13144.2	5453.2	4706.2	9239.6	9239.6	58.5	41.0	29.7	49.1	0	453
50	16	4	3600.2	7454.3	4331.1	3632.3	7453.7	7453.7	41.9	41.9	0.0	51.3	0	654
50	16	5	3600.2	7742.3	3703.0	3213.4	6924.8	6924.8	52.2	46.5	10.6	53.6	0	558
50	25	1	3600.2	5584.0	3415.8	3106.5	5561.8	5561.8	38.8	38.6	0.4	44.1	0	1952
50	25	2	3600.2	6954.6	4419.7	4073.8	6891.1	6891.1	36.5	35.9	0.9	40.9	0	3319
50	25	3	3600.2	5689.6	3749.4	3320.2	5582.7	5582.7	34.1	32.8	1.9	40.5	0	742
50	25	4	3600.3	5900.7	3562.3	3237.2	5900.7	5900.7	39.6	39.6	0.0	45.1	0	1026
50	25	5	3600.1	6779.4	3848.2	3536.6	6372.0	6372.0	43.2	39.6	6.0	44.5	0	1053

Table 73: Summary results table for model OMT F2 MTZ

N	p	#	CPU	GBUR	GBUL	GUBL	GUL	nod
20	5	5	1895.0	53.4	0.0	0.0	0.0	184894
20	6	1	3081.3	52.7	15.1	0.0	15.1	122908
20	10	4	1182.0	44.5	0.7	0.0	0.7	123582
30	7	0	3600.2	54.5	32.3	1.4	33.2	16083
30	10	0	3600.3	48.2	25.3	0.9	26.0	25108
30	15	0	3600.1	44.6	13.1	0.0	13.1	98659
40	10	0	3600.2	55.3	38.4	4.6	41.1	4715
40	13	0	3600.2	49.1	32.6	3.8	35.2	7085
40	20	1	3600.2	46.4	27.4	1.2	28.3	20284
50	12	0	3600.4	53.4	44.4	19.1	53.8	207
50	16	0	3600.2	50.5	42.2	15.3	51.1	763
50	25	0	3600.2	43.0	37.3	1.8	38.4	1618

Table 74: Instances results table for model OMT F2 Flow

N	p	ins	CPU	objU	objL	objR	BobjU	BobjL	gUL	gBUL	gUBL	gBUR	opt	nod
20	5	1	3600.2	24444.4	23619.6	11628.1	24444.4	24444.4	3.4	3.4	0.0	52.4	0	388862
20	5	2	3600.1	26585.3	24759.4	13320.5	26585.3	26585.3	6.9	6.9	0.0	49.9	0	748964
20	5	3	3600.1	26159.6	23558.9	11682.6	26159.6	26159.6	9.9	9.9	0.0	55.3	0	371536
20	5	4	969.8	16558.9	16558.9	6951.0	16558.9	16558.9	0.0	0.0	0.0	58.0	1	141186
20	5	5	3600.2	29165.6	25177.3	14127.3	29165.6	29165.6	13.7	13.7	0.0	51.6	0	225653
20	6	1	3600.0	22562.4	18888.0	10139.9	22562.4	22562.4	16.3	16.3	0.0	55.1	0	165923
20	6	2	3600.1	20183.5	19982.2	10220.2	20183.5	20183.5	1.0	1.0	0.0	49.4	0	335477
20	6	3	3600.1	25238.2	21419.5	12124.6	25238.2	25238.2	15.1	15.1	0.0	52.0	0	196421
20	6	4	3600.1	20161.1	18279.0	9580.3	20161.1	20161.1	9.3	9.3	0.0	52.5	0	225022
20	6	5	3600.1	27296.4	21800.5	12384.4	27296.4	27296.4	20.1	20.1	0.0	54.6	0	163036
20	10	1	3384.3	15074.8	15074.8	8445.0	15074.8	15074.8	0.0	0.0	0.0	44.0	1	833011
20	10	2	3600.1	18393.0	14385.5	9917.5	18092.9	18092.9	21.8	20.5	1.6	45.2	0	348294
20	10	3	1981.2	14169.6	14169.6	7261.8	14169.6	14169.6	0.0	0.0	0.0	48.8	1	293849
20	10	4	2654.0	19027.0	19027.0	10680.8	19027.0	19027.0	0.0	0.0	0.0	43.9	1	653172
20	10	5	60.4	9742.5	9742.5	5785.7	9742.5	9742.5	0.0	0.0	0.0	40.6	1	9557
30	7	1	3600.1	15759.0	10812.2	7366.4	15759.0	15759.0	31.4	31.4	0.0	53.3	0	17111
30	7	2	3600.1	18192.6	11200.1	7335.1	17867.0	17867.0	38.4	37.3	1.8	59.0	0	12509
30	7	3	3600.1	15619.6	10576.1	7474.4	15619.6	15619.6	32.3	32.3	0.0	52.1	0	19543
30	7	4	3600.2	18356.9	12923.3	9136.9	18356.9	18356.9	29.6	29.6	0.0	50.2	0	21006
30	7	5	3601.1	15687.1	9883.4	6495.7	15460.6	15460.6	37.0	36.1	1.4	58.0	0	21129
30	10	1	3600.9	12598.8	9018.2	6404.5	12598.8	12598.8	28.4	28.4	0.0	49.2	0	31186
30	10	2	3600.3	9788.8	7148.7	5334.9	9620.6	9620.6	27.0	25.7	1.7	44.5	0	20870
30	10	3	3600.5	9334.3	7037.7	5107.6	9329.9	9329.9	24.6	24.6	0.0	45.3	0	20789
30	10	4	3600.1	15579.8	11004.8	7446.2	15224.5	15224.5	29.4	27.7	2.3	51.1	0	24320
30	10	5	3600.1	15060.9	10352.5	7183.9	14665.7	14665.7	31.3	29.4	2.6	51.0	0	27056
30	15	1	3600.1	10085.3	7536.9	4987.7	10085.3	10085.3	25.3	25.3	0.0	50.5	0	72506
30	15	2	3600.2	10658.1	8586.4	6108.2	10658.1	10658.1	19.4	19.4	0.0	42.7	0	83497
30	15	3	3600.2	8466.4	7613.4	4447.6	8466.4	8466.4	10.1	10.1	0.0	47.5	0	201941
30	15	4	3600.2	9980.5	8232.0	6027.4	9980.5	9980.5	17.5	17.5	0.0	39.6	0	121065
30	15	5	3600.2	9687.3	8948.5	5553.1	9687.3	9687.3	7.6	7.6	0.0	42.7	0	156793
40	10	1	3600.2	16413.8	8195.2	6302.4	14500.9	14500.9	50.1	43.5	11.7	56.5	0	4659
40	10	2	3600.2	12551.9	7094.4	5155.4	12213.5	12213.5	43.5	41.9	2.7	57.8	0	7051
40	10	3	3600.2	11101.8	7712.1	5381.9	11071.1	11071.1	30.5	30.3	0.3	51.4	0	13715
40	10	4	3600.3	9676.5	6210.5	4294.9	9502.1	9502.1	35.8	34.6	1.8	54.8	0	13074
40	10	5	3600.2	13047.0	6297.4	4805.2	10972.0	10972.1	51.7	42.6	15.9	56.2	0	4405
40	13	1	3600.2	9885.2	6866.7	5384.9	9885.2	9885.2	30.5	30.5	0.0	45.5	0	19684
40	13	2	3615.9	9010.9	6514.3	5015.9	9010.9	9010.9	27.7	27.7	0.0	44.3	0	17953
40	13	3	3600.2	11654.6	6711.0	5340.0	10645.3	10645.3	42.4	37.0	8.7	49.8	0	7251
40	13	4	3600.2	10119.1	5866.1	4340.7	8911.8	8911.8	42.0	34.2	11.9	51.3	0	12789
40	13	5	3600.3	11793.4	6730.8	5300.9	11636.1	11636.1	42.9	42.2	1.3	54.4	0	12655
40	20	1	3600.5	9459.2	6458.1	4913.9	9426.4	9426.4	31.7	31.5	0.3	47.9	0	36085
40	20	2	3600.5	6156.3	4582.3	3244.3	6156.3	6156.3	25.6	25.6	0.0	47.3	0	35807
40	20	3	3600.2	8245.3	5152.3	4057.7	8245.3	8245.3	37.5	37.5	0.0	50.8	0	22014
40	20	4	3600.2	8394.1	6078.2	4813.6	8315.2	8315.2	27.6	26.9	0.9	42.1	0	35781
40	20	5	3600.3	6967.8	5224.2	3912.2	6967.8	6967.8	25.0	25.0	0.0	43.9	0	37866
50	12	1	3600.2	15615.4	6089.2	5373.6	11063.0	10584.5	61.0	45.0	32.2	51.4	0	1363
50	12	2	3600.3	14920.5	5493.5	4343.6	10517.5	9871.9	63.2	47.8	33.8	58.7	0	231
50	12	3	3600.3	12731.7	6286.9	5432.0	10501.1	10501.1	50.6	40.1	17.5	48.3	0	189
50	12	4	3600.2	10388.0	4442.6	3856.7	8653.6	8653.6	57.2	48.7	16.7	55.4	0	4131
50	12	5	3600.2	14439.5	5282.0	4455.9	9521.1	9186.5	63.4	44.5	36.4	53.2	0	2971
50	16	1	3600.2	10073.6	5186.7	4584.7	8693.5	8693.5	48.5	40.3	13.7	47.3	0	5200
50	16	2	3600.6	6050.0	3436.7	2923.1	5966.4	5966.4	43.2	42.4	1.4	51.0	0	3690
50	16	3	3600.2	13466.4	5498.5	4706.2	9239.6	9239.6	59.2	40.5	31.4	49.1	0	372
50	16	4	3600.4	8663.4	4316.4	3632.3	7453.7	7453.7	50.2	42.1	14.0	51.3	0	3022
50	16	5	3600.2	7773.5	3460.2	3213.4	6924.8	6924.8	55.5	50.0	10.9	53.6	0	964
50	25	1	3600.3	5584.0	3350.6	3106.5	5561.8	5561.8	40.0	39.8	0.4	44.1	0	2997
50	25	2	3600.3	7123.2	4435.2	4073.8	6891.1	6891.1	37.7	35.6	3.3	40.9	0	1471
50	25	3	3600.3	5615.5	3567.7	3320.2	5582.7	5582.7	36.5	36.1	0.6	40.5	0	2072
50	25	4	3600.3	6037.0	3509.4	3237.2	5900.7	5900.7	41.9	40.5	2.3	45.1	0	2660
50	25	5	3600.3	6780.0	3807.8	3536.6	6372.0	6372.0	43.8	40.2	6.0	44.5	0	1654

Table 75: Summary results table for model OMT F2 Flow

N	p	#	CPU	GBUR	GBUL	GUBL	GUL	nod
20	5	1	3074.1	53.4	6.8	0.0	6.8	375240
20	6	0	3600.1	52.7	12.4	0.0	12.4	217176
20	10	4	2336.0	44.5	4.1	0.3	4.4	427577
30	7	0	3600.3	54.5	33.3	0.6	33.7	18260
30	10	0	3600.4	48.2	27.2	1.3	28.1	24844
30	15	0	3600.2	44.6	16.0	0.0	16.0	127160
40	10	0	3600.2	55.3	38.6	6.5	42.3	8581
40	13	0	3603.4	49.1	34.3	4.4	37.1	14066
40	20	0	3600.3	46.4	29.3	0.2	29.5	33511
50	12	0	3600.2	53.4	45.2	27.3	59.1	1777
50	16	0	3600.3	50.5	43.1	14.3	51.3	2650
50	25	0	3600.3	43.0	38.4	2.5	40.0	2171

Table 76: Instances results table for model OMT F2 KM

N	p	ins	CPU	objU	objL	objR	BobjU	BobjL	gUL	gBUL	gUBL	gBUR	opt	nod
20	5	1	3600.1	24444.4	23230.6	11628.1	24444.4	24444.4	5.0	5.0	0.0	52.4	0	103359
20	5	2	3600.1	26585.3	24252.9	13320.5	26585.3	26585.3	8.8	8.8	0.0	49.9	0	122382
20	5	3	3600.4	26488.5	21151.2	11682.6	26159.6	26159.6	20.1	19.1	1.2	55.3	0	35880
20	5	4	393.2	16558.9	16558.9	6951.0	16558.9	16558.9	0.0	0.0	0.0	58.0	1	24512
20	5	5	699.9	29165.6	29165.6	14127.3	29165.6	29165.6	0.0	0.0	0.0	51.6	1	35418
20	6	1	3600.1	22648.4	16797.3	10139.9	22562.4	22562.4	25.8	25.6	0.4	55.1	0	41035
20	6	2	1132.2	20183.5	20183.5	10220.2	20183.5	20183.5	0.0	0.0	0.0	49.4	1	59818
20	6	3	3600.2	25238.2	18911.5	12124.6	25238.2	25238.2	25.1	25.1	0.0	52.0	0	31710
20	6	4	3600.1	20851.2	16632.7	9580.3	20161.1	20161.1	20.2	17.5	3.3	52.5	0	64429
20	6	5	3600.1	27296.4	20066.5	12384.4	27296.4	27296.4	26.5	26.5	0.0	54.6	0	39050
20	10	1	3329.6	15074.8	15074.8	8445.0	15074.8	15074.8	0.0	0.0	0.0	44.0	1	163800
20	10	2	1645.7	18092.9	18092.9	9917.5	18092.9	18092.9	0.0	0.0	0.0	45.2	1	90096
20	10	3	3556.6	14169.6	14169.6	7261.8	14169.6	14169.6	0.0	0.0	0.0	48.8	1	221463
20	10	4	1748.1	19027.0	19027.0	10680.8	19027.0	19027.0	0.0	0.0	0.0	43.9	1	85371
20	10	5	107.8	9742.5	9742.5	5785.7	9742.5	9742.5	0.0	0.0	0.0	40.6	1	6983
30	7	1	3600.2	15759.0	10092.6	7366.4	15759.0	15759.0	36.0	36.0	0.0	53.3	0	2563
30	7	2	3600.2	18179.7	10836.7	7335.1	17867.0	17867.0	40.4	39.4	1.7	59.0	0	1923
30	7	3	3600.2	15874.4	10333.1	7474.4	15619.6	15619.6	34.9	33.8	1.6	52.1	0	5299
30	7	4	3600.3	27455.8	11488.3	9136.9	18356.9	18356.9	58.2	37.4	33.1	50.2	0	1312
30	7	5	3600.2	16216.7	9331.6	6495.7	15460.6	15460.6	42.5	39.6	4.7	58.0	0	2755
30	10	1	3604.9	12853.2	9401.4	6404.5	12598.8	12598.8	26.9	25.4	2.0	49.2	0	10264
30	10	2	3600.6	9788.8	7806.6	5334.9	9620.6	9620.6	20.2	18.9	1.7	44.5	0	12058
30	10	3	3600.3	10039.3	7523.9	5107.6	9329.9	9329.9	25.1	19.4	7.1	45.3	0	14506
30	10	4	3600.4	15411.0	10475.0	7446.2	15224.5	15224.5	32.0	31.2	1.2	51.1	0	5225
30	10	5	3600.4	14954.4	9922.9	7183.9	14665.7	14665.7	33.6	32.3	1.9	51.0	0	4023
30	15	1	3600.1	10255.2	8006.5	4987.7	10085.3	10085.3	21.9	20.6	1.7	50.5	0	20353
30	15	2	3600.1	10658.1	9297.2	6108.2	10658.1	10658.1	12.8	12.8	0.0	42.7	0	36879
30	15	3	3600.2	8466.4	6956.2	4447.6	8466.4	8466.4	17.8	17.8	0.0	47.5	0	55110
30	15	4	3600.2	9980.5	8606.9	6027.4	9980.5	9980.5	13.8	13.8	0.0	39.6	0	76026
30	15	5	2670.0	9687.3	9687.3	5553.1	9687.3	9687.3	0.0	0.0	0.0	42.7	1	28
40	10	1	3600.3	20653.8	7588.6	6302.4	14500.9	14500.9	63.3	47.7	29.8	56.5	0	97
40	10	2	3600.3	19247.3	6392.8	5155.4	12213.5	12213.5	66.8	47.7	36.5	57.8	0	510
40	10	3	3600.2	11614.6	6793.9	5381.9	11071.1	11071.1	41.5	38.6	4.7	51.4	0	1995
40	10	4	3600.1	9739.6	5718.4	4294.9	9502.0	9502.0	41.3	39.8	2.4	54.8	0	1849
40	10	5	3600.3	18154.2	6306.1	4805.2	10972.0	10972.0	65.3	42.5	39.6	56.2	0	7459
40	13	1	3600.6	11933.5	6162.9	5384.9	9885.2	9885.2	48.4	37.7	17.2	45.5	0	1262
40	13	2	3600.2	9987.2	6163.5	5015.9	9010.9	9010.9	38.3	31.6	9.8	44.3	0	1948
40	13	3	3600.4	10690.9	6585.4	5340.0	10645.3	10645.3	38.4	38.1	0.4	49.8	0	805
40	13	4	3600.2	9153.1	5505.3	4340.7	8911.8	8911.8	39.9	38.2	2.6	51.3	0	1836
40	13	5	3600.3	12333.7	6914.7	5300.9	11636.1	11636.1	43.9	40.6	5.7	54.4	0	273
40	20	1	3600.2	9731.4	6233.0	4913.9	9426.4	9426.4	36.0	33.9	3.1	47.9	0	2401
40	20	2	3600.2	6156.3	4552.4	3244.3	6156.3	6156.3	26.0	26.0	0.0	47.3	0	2396
40	20	3	3600.2	8481.4	5170.5	4057.7	8245.3	8245.3	39.0	37.3	2.8	50.8	0	3076
40	20	4	3600.2	8337.0	6226.3	4813.6	8315.2	8315.2	25.3	25.1	0.3	42.1	0	2189
40	20	5	3600.2	7181.3	5267.1	3912.2	6967.8	6967.8	26.7	24.4	3.0	43.9	0	3249
50	12	1	3600.1	20642.3	6238.6	5373.6	11063.0	10584.5	69.8	43.6	48.7	51.4	0	2
50	12	2	3600.2	17671.4	5582.5	4343.6	10517.5	9871.9	68.4	46.9	44.1	58.7	0	17
50	12	3	3600.1	15185.5	6387.4	5432.0	10501.1	10501.1	57.9	39.2	30.9	48.3	0	1
50	12	4	3600.1	12010.5	4701.1	3856.7	8653.6	8653.6	60.9	45.7	28.0	55.4	0	1
50	12	5	3600.1	18969.0	5516.3	4455.9	9521.1	9186.5	70.9	42.1	51.6	53.2	0	16
50	16	1	3600.4	10838.5	5230.5	4584.7	8693.5	8693.5	51.7	39.8	19.8	47.3	0	102
50	16	2	3600.2	9094.0	3497.8	2923.1	5966.4	5966.4	61.5	41.4	34.4	51.0	0	20
50	16	3	3600.2	16956.6	5468.9	4706.2	9239.6	9239.6	67.8	40.8	45.5	49.1	0	39
50	16	4	3600.3	10188.7	4332.2	3632.3	7453.7	7453.7	57.5	41.9	26.8	51.3	0	15
50	16	5	3600.2	9974.8	3791.0	3213.4	6924.8	6924.8	62.0	45.2	30.6	53.6	0	4
50	25	1	3600.2	6334.1	3369.6	3106.5	5561.8	5561.8	46.8	39.4	12.2	44.1	0	222
50	25	2	3600.3	7060.9	4449.2	4073.8	6891.1	6891.1	37.0	35.4	2.4	40.9	0	1035
50	25	3	3600.2	5614.4	3690.2	3320.2	5582.7	5582.7	34.3	33.9	0.6	40.5	0	29
50	25	4	3600.2	7183.9	3711.3	3237.2	5900.7	5900.7	48.3	37.1	17.9	45.1	0	14
50	25	5	3600.4	8265.3	3821.9	3536.6	6372.0	6372.0	53.8	40.0	22.9	44.5	0	517

Table 77: Summary results table for model OMT F2 KM

N	p	#	CPU	GBUR	GBUL	GUBL	GUL	nod
20	5	2	2378.7	53.4	6.6	0.2	6.8	64310
20	6	1	3106.5	52.7	18.9	0.7	19.5	47208
20	10	5	2077.6	44.5	0.0	0.0	0.0	113543
30	7	0	3600.2	54.5	37.2	8.2	42.4	2770
30	10	0	3601.2	48.2	25.4	2.8	27.6	9215
30	15	1	3414.1	44.6	13.0	0.3	13.3	37679
40	10	0	3600.2	55.3	43.3	22.6	55.6	1042
40	13	0	3600.3	49.1	37.2	7.1	41.8	1258
40	20	0	3600.2	46.4	29.3	1.8	30.6	2662
50	12	0	3600.1	53.4	43.5	40.7	65.6	7
50	16	0	3600.3	50.5	41.8	31.4	60.1	36
50	25	0	3600.3	43.0	37.2	11.2	44.0	363

Table 78: Instances results table for model OMT F2 Subelim

N	p	ins	CPU	objU	objL	objR	BobjU	BobjL	gUL	gBUL	gUBL	gBUR	opt	nod
20	5	1	3600.1	24523.7	22557.9	11628.1	24444.4	24444.4	8.0	7.7	0.3	52.4	0	842897
20	5	2	3600.1	26585.3	23226.9	13320.5	26585.3	26585.3	12.6	12.6	0.0	49.9	0	451134
20	5	3	3255.6	26159.6	26159.6	11682.6	26159.6	26159.6	0.0	0.0	0.0	55.3	1	552918
20	5	4	447.1	16558.9	16558.9	6951.0	16558.9	16558.9	0.0	0.0	0.0	58.0	1	101941
20	5	5	3600.2	29165.6	26985.7	14127.3	29165.6	29165.6	7.5	7.5	0.0	51.6	0	827075
20	6	1	3600.0	23076.7	18507.7	10139.9	22562.4	22562.4	19.8	18.0	2.2	55.1	0	353637
20	6	2	785.7	20183.5	20183.5	10220.2	20183.5	20183.5	0.0	0.0	0.0	49.4	1	72061
20	6	3	3600.0	25883.3	19592.9	12124.6	25238.2	25238.2	24.3	22.4	2.5	52.0	0	355562
20	6	4	3600.0	21125.1	16320.6	9580.3	20161.1	20161.1	22.7	19.0	4.6	52.5	0	516484
20	6	5	3600.1	27308.9	21679.6	12384.4	27296.4	27296.4	20.6	20.6	0.0	54.6	0	306450
20	10	1	3600.1	15319.9	12664.8	8445.0	15074.8	15074.8	17.3	16.0	1.6	44.0	0	650827
20	10	2	3600.1	19592.2	13750.0	9917.5	18092.9	18092.9	29.8	24.0	7.7	45.2	0	647756
20	10	3	3600.0	14832.1	12390.0	7261.8	14169.6	14169.6	16.5	12.6	4.5	48.8	0	773252
20	10	4	3600.1	19370.0	17368.0	10680.8	19027.0	19027.0	10.3	8.7	1.8	43.9	0	580317
20	10	5	143.6	9742.5	9742.5	5785.7	9742.5	9742.5	0.0	0.0	0.0	40.6	1	15043
30	7	1	3600.1	24992.2	10686.2	7366.4	15759.0	15759.0	57.2	32.2	36.9	53.3	0	42182
30	7	2	3600.1	29799.6	11757.9	7335.1	17867.0	17867.0	60.5	34.2	40.0	59.0	0	14970
30	7	3	3600.0	20960.9	10792.6	7474.4	15619.6	15619.6	48.5	30.9	25.5	52.1	0	20961
30	7	4	3600.3	32341.1	12267.8	9136.9	18356.9	18356.9	62.1	33.2	43.2	50.2	0	30626
30	7	5	3600.5	24868.9	9593.4	6495.7	15460.6	15460.6	61.4	38.0	37.8	58.0	0	22543
30	10	1	3600.2	20526.1	8900.6	6404.5	12598.8	12598.8	56.6	29.4	38.6	49.2	0	29007
30	10	2	3600.8	21194.1	6898.7	5334.9	9620.6	9620.6	67.4	28.3	54.6	44.5	0	37405
30	10	3	3600.1	12977.5	7147.8	5107.6	9329.9	9329.9	44.9	23.4	28.1	45.3	0	40545
30	10	4	3600.1	42631.3	11970.9	7446.2	15224.5	15224.5	71.9	21.4	64.3	51.1	0	35769
30	10	5	3600.1	16520.9	9769.9	7183.9	14665.7	14665.7	40.9	33.4	11.2	51.0	0	84240
30	15	1	3600.2	13094.6	6424.1	4987.7	10085.3	10085.3	50.9	36.3	23.0	50.5	0	125131
30	15	2	3600.4	11268.8	8145.4	6108.2	10658.1	10658.1	27.7	23.6	5.4	42.7	0	181621
30	15	3	3600.2	10289.7	5989.5	4447.6	8466.4	8466.4	41.8	29.3	17.7	47.5	0	135377
30	15	4	3600.1	11512.6	7807.1	6027.4	9980.5	9980.5	32.2	21.8	13.3	39.6	0	171558
30	15	5	3600.2	10692.8	7693.0	5553.1	9687.3	9687.3	28.0	20.6	9.4	42.7	0	217480
40	10	1	3600.2	35693.0	7808.9	6302.4	14500.9	14500.9	78.1	46.1	59.4	56.5	0	10045
40	10	2	3600.2	60140.7	6717.6	5155.4	12213.5	12213.5	88.8	45.0	79.7	57.8	0	5660
40	10	3	3600.1	56043.2	7094.9	5381.9	11071.1	11071.1	87.3	35.9	80.2	51.4	0	5371
40	10	4	3600.3	62942.2	5869.1	4294.9	9502.0	9502.0	90.7	38.2	84.9	54.8	0	6360
40	10	5	3600.2	53025.1	5914.0	4805.2	10972.0	10972.0	88.8	46.1	79.3	56.2	0	9290
40	13	1	3600.2	68975.8	6357.6	5384.9	9885.2	9885.2	90.8	35.7	85.7	45.5	0	9353
40	13	2	3600.1	59359.5	6047.8	5015.9	9010.9	9010.9	89.8	32.9	84.8	44.3	0	6737
40	13	3	3600.3	61950.3	6594.5	5340.0	10645.3	10645.3	89.4	38.0	82.8	49.8	0	5723
40	13	4	3600.4	59327.0	5619.3	4340.7	8911.8	8911.8	90.5	36.9	85.0	51.3	0	19630
40	13	5	3600.2	57920.4	6406.8	5300.9	11636.1	11636.1	88.9	44.9	79.9	54.4	0	6768
40	20	1	3600.4	17322.8	5438.5	4913.9	9426.4	9426.4	68.6	42.3	45.6	47.9	0	23638
40	20	2	3600.3	15921.4	4021.9	3244.3	6156.3	6156.3	74.7	34.7	61.3	47.3	0	11831
40	20	3	3600.3	29067.0	4552.0	4057.7	8245.3	8245.3	84.3	44.8	71.6	50.8	0	22405
40	20	4	3600.3	27307.3	5459.4	4813.6	8315.2	8315.2	80.0	34.3	69.6	42.1	0	28703
40	20	5	3600.2	19952.0	4727.1	3912.2	6967.8	6967.8	76.3	32.2	65.1	43.9	0	33750
50	12	1	3600.9	57941.3	6245.5	5373.6	11063.0	10584.5	89.2	43.5	81.7	51.4	0	2950
50	12	2	3600.2	48435.9	5434.9	4343.6	10517.5	9871.9	88.8	48.3	79.6	58.7	0	3998
50	12	3	3600.3	45551.4	6373.0	5432.0	10501.1	10501.1	86.0	39.3	77.0	48.3	0	2666
50	12	4	3600.1	55258.1	4624.8	3856.7	8653.6	8653.6	91.6	46.6	84.3	55.4	0	2837
50	12	5	3601.9	59239.3	5306.9	4455.9	9521.1	9186.5	91.0	44.3	84.5	53.2	0	3933
50	16	1	3601.0	54053.5	5374.9	4584.7	8693.5	8693.5	90.1	38.2	83.9	47.3	0	3769
50	16	2	3600.2	55947.1	3483.0	2923.1	5966.4	5966.4	93.8	41.6	89.3	51.0	0	2424
50	16	3	3600.1	60344.6	5434.5	4706.2	9239.6	9239.6	91.0	41.2	84.7	49.1	0	4925
50	16	4	3601.5	48554.0	4375.0	3632.3	7453.7	7453.7	91.0	41.3	84.7	51.3	0	2735
50	16	5	3600.6	47985.6	3488.1	3213.4	6924.8	6924.8	92.7	49.6	85.6	53.6	0	3315
50	25	1	3600.7	51323.3	3459.3	3106.5	5561.8	5561.8	93.3	37.8	89.2	44.1	0	5624
50	25	2	3600.2	62091.2	4405.0	4073.8	6891.1	6891.1	92.9	36.1	88.9	40.9	0	5884
50	25	3	3600.3	48559.7	3756.3	3320.2	5582.7	5582.7	92.3	32.7	88.5	40.5	0	3689
50	25	4	3600.2	64320.5	3573.7	3237.2	5900.7	5900.7	94.4	39.4	90.8	45.1	0	5254
50	25	5	3600.3	63169.9	3970.1	3536.6	6372.0	6372.0	93.7	37.7	89.9	44.5	0	5548

Table 79: Summary results table for model OMT F2 Subelim

N	p	#	CPU	GBUR	GBUL	GUBL	GUL	nod
20	5	2	2900.6	53.4	5.6	0.1	5.6	555193
20	6	1	3037.2	52.7	16.0	1.9	17.5	320839
20	10	1	2908.8	44.5	12.3	3.1	14.8	533439
30	7	0	3600.2	54.5	33.7	36.7	57.9	26256
30	10	0	3600.3	48.2	27.2	39.4	56.3	45393
30	15	0	3600.2	44.6	26.3	13.8	36.1	166233
40	10	0	3600.2	55.3	42.3	76.7	86.7	7345
40	13	0	3600.2	49.1	37.7	83.6	89.9	9642
40	20	0	3600.3	46.4	37.7	62.6	76.8	24065
50	12	0	3600.7	53.4	44.4	81.4	89.3	3277
50	16	0	3600.7	50.5	42.4	85.6	91.7	3434
50	25	0	3600.3	43.0	36.7	89.5	93.3	5200



Table 80: Instances results table for model OMT Benders modern Kruskal

N	p	ins	CPU	objU	objL	objR	BobjU	BobjL	gUL	gBUL	gUBL	gBUR	opt	nod
20	5	1	3600.1	24996.1	16182.1	5459.2	24444.4	24444.4	35.3	33.8	2.2	77.7	0	1360306
20	5	2	3600.1	27981.6	13184.8	6947.0	26585.3	26585.3	52.9	50.4	5.0	73.9	0	1007270
20	5	3	3600.1	28294.2	14977.0	5859.3	26159.6	26159.6	47.1	42.8	7.5	77.6	0	959544
20	5	4	3600.1	17892.4	9863.0	3801.4	16558.9	16558.9	44.9	40.4	7.4	77.0	0	1623952
20	5	5	3600.1	31683.4	15903.0	7835.4	29165.6	29165.6	49.8	45.5	8.0	73.1	0	1623184
20	6	1	3600.0	25478.5	10767.0	4648.1	22562.4	22562.4	57.7	52.3	11.4	79.4	0	564187
20	6	2	3600.1	22691.7	16423.0	6014.2	20183.5	20183.5	27.6	18.6	11.1	70.2	0	730717
20	6	3	3600.2	31048.3	10386.4	5204.0	25238.2	25238.2	66.6	58.9	18.7	79.4	0	712630
20	6	4	3600.1	24290.7	8848.8	4394.6	20161.1	20161.1	63.6	56.1	17.0	78.2	0	1180410
20	6	5	3600.0	30583.4	11319.3	5184.1	27296.4	27296.4	63.0	58.5	10.8	81.0	0	566821
20	10	1	3600.3	16515.2	7010.6	2419.6	15074.8	15074.8	57.5	53.5	8.7	84.0	0	272366
20	10	2	3600.2	18092.9	8868.5	2372.4	18092.9	18092.9	51.0	51.0	0.0	86.9	0	418981
20	10	3	3600.1	16441.3	4450.1	1828.8	14169.6	14169.6	72.9	68.6	13.8	87.1	0	396395
20	10	4	3600.1	20029.0	6025.6	2316.8	19027.0	19027.0	69.9	68.3	5.0	87.8	0	306864
20	10	5	3600.4	10519.6	2977.7	806.2	9742.5	9742.5	71.7	69.4	7.4	91.7	0	339872
30	7	1	3600.1	26587.5	5120.3	3461.6	15759.0	15759.0	80.7	67.5	40.7	78.0	0	96075
30	7	2	3600.1	42056.1	5897.9	4139.3	17867.0	17867.0	86.0	67.0	57.5	76.8	0	110973
30	7	3	3600.4	19362.7	5597.2	4202.6	15619.6	15619.6	71.1	64.2	19.3	73.1	0	148751
30	7	4	3600.1	30078.9	6463.7	4464.4	18356.9	18356.9	78.5	64.8	39.0	75.7	0	113766
30	7	5	3600.1	24946.9	5183.6	3479.7	15460.6	15460.6	79.2	66.5	38.0	77.5	0	94087
30	10	1	3600.4	19821.1	4047.4	2800.6	12598.8	12598.8	79.6	67.9	36.4	77.8	0	161044
30	10	2	3600.1	19950.2	2764.4	1911.3	9620.6	9620.6	86.1	71.3	51.8	80.1	0	94000
30	10	3	3600.3	20033.1	3525.4	1887.8	9329.9	9329.9	82.4	62.2	53.4	79.8	0	293916
30	10	4	3600.4	25477.0	4952.4	3146.7	15224.5	15224.5	80.6	67.5	40.2	79.3	0	77779
30	10	5	3600.1	22623.6	4323.1	2907.3	14665.7	14665.7	80.9	70.5	35.2	80.2	0	129159
30	15	1	3600.4	14409.4	1825.2	912.7	10085.3	10085.3	87.3	81.9	30.0	91.0	0	366363
30	15	2	3600.2	12309.5	1742.9	1018.6	10658.1	10658.1	85.8	83.7	13.4	90.4	0	326819
30	15	3	3600.2	10595.7	2432.2	709.7	8466.4	8466.4	77.0	71.3	20.1	91.6	0	581290
30	15	4	3600.2	13025.6	1838.7	1096.1	9980.5	9980.5	85.9	81.6	23.4	89.0	0	362971
30	15	5	3600.2	13613.6	2158.2	1192.2	9687.3	9687.3	84.2	77.7	28.8	87.7	0	634002
40	10	1	3600.2	23446.6	4193.7	3838.9	14500.9	14500.9	82.1	71.1	38.1	73.5	0	35406
40	10	2	3600.3	19671.4	3388.7	2783.6	12213.5	12213.5	82.8	72.2	37.9	77.2	0	24936
40	10	3	3600.2	16026.1	3596.5	3126.0	11071.1	11071.1	77.6	67.5	30.9	71.8	0	13349
40	10	4	3600.2	22805.1	3135.8	2756.6	9502.0	9502.0	86.2	67.0	58.3	71.0	0	34038
40	10	5	3600.2	24665.8	2576.6	2338.7	10972.0	10972.0	89.6	76.5	55.5	78.7	0	26960
40	13	1	3600.2	22308.9	2477.1	2196.2	9885.2	9885.2	88.9	74.9	55.7	77.8	0	14311
40	13	2	3600.3	17862.6	2669.4	2241.2	9010.9	9010.9	85.1	70.4	49.5	75.1	0	22046
40	13	3	3600.2	18740.5	2280.6	1979.4	10645.3	10645.3	87.8	78.6	43.2	81.4	0	13643
40	13	4	3600.1	18720.8	2182.6	1734.5	8911.8	8911.8	88.3	75.5	52.4	80.5	0	17962
40	13	5	3600.2	21386.1	3372.6	2568.0	11636.1	11636.1	84.2	71.0	45.6	77.9	0	14648
40	20	1	3600.2	13092.8	1754.1	1119.3	9426.4	9426.4	86.6	81.4	28.0	88.1	0	70126
40	20	2	3600.2	9717.6	1016.4	640.6	6156.3	6156.3	89.5	83.5	36.6	89.6	0	102720
40	20	3	3600.5	12031.8	1954.5	878.1	8245.3	8245.3	83.8	76.3	31.5	89.3	0	134024
40	20	4	3600.5	9288.7	2646.6	1002.8	8315.2	8315.2	71.5	68.2	10.5	87.9	0	260735
40	20	5	3601.1	12035.9	1124.7	813.2	6967.8	6967.8	90.7	83.9	42.1	88.3	0	53697
50	12	1	3601.5	22867.2	3075.8	2881.5	11063.0	10584.5	86.6	72.2	53.7	74.0	0	5128
50	12	2	3600.1	17671.4	2478.4	2275.6	10517.5	9871.9	86.0	76.4	44.1	78.4	0	2703
50	12	3	3600.3	15553.4	2813.8	2652.7	10501.1	10501.1	81.9	73.2	32.5	74.7	0	5149
50	12	4	3600.1	12573.3	2342.9	2159.6	8653.6	8653.6	81.4	72.9	31.2	75.0	0	5369
50	12	5	3600.8	16531.4	2284.1	2067.8	9521.1	9186.5	86.2	76.0	44.4	78.3	0	5362
50	16	1	3600.2	16633.5	2173.6	2058.3	8693.5	8693.5	86.9	75.0	47.7	76.3	0	5353
50	16	2	3600.2	11776.8	1228.8	1104.4	5966.4	5966.4	89.6	79.4	49.3	81.5	0	5629
50	16	3	3600.2	19662.9	2108.9	1845.8	9239.6	9239.6	89.3	77.2	53.0	80.0	0	5606
50	16	4	3600.1	12907.2	1883.3	1663.3	7453.7	7453.7	85.4	74.7	42.2	77.7	0	6296
50	16	5	3600.2	14471.3	1663.2	1504.9	6924.8	6924.8	88.5	76.0	52.1	78.3	0	5882
50	25	1	3600.2	8443.0	647.8	579.1	5561.8	5561.8	92.3	88.3	34.1	89.6	0	11499
50	25	2	3600.2	11549.1	970.0	884.8	6891.1	6891.1	91.6	85.9	40.3	87.2	0	18602
50	25	3	3600.5	9091.8	857.9	741.7	5582.7	5582.7	90.6	84.6	38.6	86.7	0	5862
50	25	4	3600.4	8648.7	780.7	636.9	5900.7	5900.7	91.0	86.8	31.8	89.2	0	5819
50	25	5	3600.4	9614.2	880.0	686.8	6372.0	6372.0	90.8	86.2	33.7	89.2	0	10480

Table 81: Summary results table for model OMT Benders modern Kruskal

N	p	#	CPU	GBUR	GBUL	GUBL	GUL	nod
20	5	0	3600.1	75.9	42.6	6.0	46.0	1314851
20	6	0	3600.1	77.6	48.9	13.8	55.7	750953
20	10	0	3600.2	87.5	62.2	7.0	64.6	346296
30	7	0	3600.2	76.2	66.0	38.9	79.1	112730
30	10	0	3600.3	79.4	67.9	43.4	81.9	140260
30	15	0	3600.2	89.9	79.2	23.1	84.0	454289
40	10	0	3600.2	74.4	70.9	44.1	83.7	26938
40	13	0	3600.2	78.5	74.1	49.3	86.9	16522
40	20	0	3600.5	88.6	78.7	29.7	84.4	124260
50	12	0	3600.6	76.1	74.1	41.2	84.4	4742
50	16	0	3600.2	78.8	76.5	48.9	87.9	5753
50	25	0	3600.3	88.4	86.4	35.7	91.3	10452

Table 82: Instances results table for model OMT Benders modern KM

N	p	ins	CPU	objU	objL	objR	BobjU	BobjL	gUL	gBUL	gUBL	gBUR	opt	nod
20	5	1	879.6	24444.4	24444.4	5459.2	24444.4	24444.4	0.0	0.0	0.0	77.7	1	374298
20	5	2	1761.9	26585.3	26585.3	6947.0	26585.3	26585.3	0.0	0.0	0.0	73.9	1	306014
20	5	3	1433.9	26159.6	26159.6	5859.3	26159.6	26159.6	0.0	0.0	0.0	77.6	1	522739
20	5	4	3600.1	17949.8	11298.5	3801.4	16558.9	16558.9	37.1	31.8	7.8	77.0	0	1183169
20	5	5	3600.1	29165.6	27884.8	7835.4	29165.6	29165.6	4.4	4.4	0.0	73.1	0	2181222
20	6	1	3600.0	24198.5	11388.4	4648.1	22562.4	22562.4	52.9	49.5	6.8	79.4	0	699949
20	6	2	1868.3	20183.5	20183.5	6014.2	20183.5	20183.5	0.0	0.0	0.0	70.2	1	470660
20	6	3	1728.8	25238.2	25238.2	5204.0	25238.2	25238.2	0.0	0.0	0.0	79.4	1	347013
20	6	4	2483.1	20161.1	20161.1	4394.6	20161.1	20161.1	0.0	0.0	0.0	78.2	1	450740
20	6	5	3050.6	27296.4	27296.4	5184.1	27296.4	27296.4	0.0	0.0	0.0	81.0	1	489603
20	10	1	3601.8	15756.5	9626.8	2419.6	15074.8	15074.8	38.9	36.1	4.3	84.0	0	1029702
20	10	2	3600.0	18728.4	13126.7	2372.4	18092.9	18092.9	29.9	27.4	3.4	86.9	0	898861
20	10	3	3600.0	14763.4	9797.6	1828.8	14169.6	14169.6	33.6	30.9	4.0	87.1	0	377127
20	10	4	3600.0	20396.0	12682.0	2316.8	19027.0	19027.0	37.8	33.4	6.7	87.8	0	646552
20	10	5	3580.2	9742.5	9742.5	806.2	9742.5	9742.5	0.0	0.0	0.0	91.7	1	676850
30	7	1	3600.1	26587.5	5010.6	3461.6	15759.0	15759.0	81.2	68.2	40.7	78.0	0	159930
30	7	2	3600.3	42056.1	5790.5	4139.3	17867.0	17867.0	86.2	67.6	57.5	76.8	0	108281
30	7	3	3600.2	19362.7	5686.2	4202.6	15619.6	15619.6	70.6	63.6	19.3	73.1	0	137972
30	7	4	3600.1	27035.9	6153.6	4464.4	18356.9	18356.9	77.2	66.5	32.1	75.7	0	100324
30	7	5	3600.1	24946.9	4726.8	3479.7	15460.6	15460.6	81.0	69.4	38.0	77.5	0	777114
30	10	1	3600.1	17201.9	5990.3	2800.6	12598.8	12598.8	65.2	52.5	26.8	77.8	0	137999
30	10	2	3600.1	20288.4	3996.4	1911.3	9620.6	9620.6	80.3	58.5	52.6	80.1	0	144084
30	10	3	3600.3	18041.1	2626.4	1887.8	9329.9	9329.9	85.4	71.8	48.3	79.8	0	113743
30	10	4	3600.1	28987.4	4448.3	3146.7	15224.5	15224.5	84.7	70.8	47.5	79.3	0	140330
30	10	5	3600.3	28287.1	3898.8	2907.3	14665.7	14665.7	86.2	73.4	48.1	80.2	0	127312
30	15	1	3614.4	15705.3	1891.0	912.7	10085.3	10085.3	88.0	81.2	35.8	91.0	0	243711
30	15	2	3600.3	13140.4	1783.2	1018.6	10658.1	10658.1	86.4	83.3	18.9	90.4	0	299609
30	15	3	3600.3	12005.0	1391.0	709.7	8466.4	8466.4	88.4	83.6	29.5	91.6	0	259698
30	15	4	3626.2	12275.6	3428.4	1096.1	9980.5	9980.5	72.1	65.7	18.7	89.0	0	190840
30	15	5	3600.1	12551.5	2450.9	1192.2	9687.3	9687.3	80.5	74.7	22.8	87.7	0	267386
40	10	1	3600.2	23446.6	4243.9	3838.9	14500.9	14500.9	81.9	70.7	38.1	73.5	0	18370
40	10	2	3600.3	19671.4	3092.4	2783.6	12213.5	12213.5	84.3	74.7	37.9	77.2	0	27322
40	10	3	3600.2	16026.1	3605.7	3126.0	11071.1	11071.1	77.5	67.4	30.9	71.8	0	27824
40	10	4	3600.1	22805.1	3249.2	2756.6	9502.0	9502.0	85.8	65.8	58.3	71.0	0	18557
40	10	5	3600.2	21958.0	2708.5	2338.7	10972.0	10972.0	87.7	75.3	50.0	78.7	0	40345
40	13	1	3600.2	22308.9	3686.7	2196.2	9885.2	9885.2	83.5	62.7	55.7	77.8	0	37421
40	13	2	3600.2	17862.6	2646.4	2241.2	9010.9	9010.9	85.2	70.6	49.5	75.1	0	29951
40	13	3	3600.7	18740.5	3390.5	1979.4	10645.3	10645.3	81.9	68.2	43.2	81.4	0	98378
40	13	4	3600.2	16089.4	2117.2	1734.5	8911.8	8911.8	86.8	76.2	44.6	80.5	0	17848
40	13	5	3600.3	21386.1	3190.7	2568.0	11636.1	11636.1	85.1	72.6	45.6	77.9	0	43725
40	20	1	3600.1	13269.3	1559.1	1119.3	9426.4	9426.4	88.2	83.5	29.0	88.1	0	18432
40	20	2	3615.6	9784.4	1515.9	640.6	6156.3	6156.3	84.5	75.4	37.1	89.6	0	103999
40	20	3	3687.5	12258.4	1206.7	878.1	8245.3	8245.3	90.2	85.4	32.7	89.3	0	11799
40	20	4	3847.4	9809.5	2865.2	1002.8	8315.2	8315.2	70.8	65.5	15.2	87.9	0	17313
40	20	5	3600.9	10785.5	1086.7	813.2	6967.8	6967.8	89.9	84.4	35.4	88.3	0	42996
50	12	1	3600.6	22867.2	3069.3	2881.5	11063.0	10584.5	86.6	72.3	53.7	74.0	0	5270
50	12	2	3600.4	17671.4	2447.3	2275.6	10517.5	9871.9	86.2	76.7	44.1	78.4	0	5123
50	12	3	3600.1	15553.4	2772.1	2652.7	10501.1	10501.1	82.2	73.6	32.5	74.7	0	5216
50	12	4	3601.0	12573.3	2321.9	2159.6	8653.6	8653.6	81.5	73.2	31.2	75.0	0	5240
50	12	5	3600.6	16531.4	2203.2	2067.8	9521.1	9186.5	86.7	76.9	44.4	78.3	0	5421
50	16	1	3600.3	16633.5	2173.2	2058.3	8693.5	8693.5	86.9	75.0	47.7	76.3	0	5494
50	16	2	3600.2	11776.8	1233.3	1104.4	5966.4	5966.4	89.5	79.3	49.3	81.5	0	5356
50	16	3	3600.2	19662.9	2074.5	1845.8	9239.6	9239.6	89.4	77.6	53.0	80.0	0	5654
50	16	4	3601.4	12907.2	1855.2	1663.3	7453.7	6923.7	85.6	75.1	42.2	77.7	0	5767
50	16	5	3602.8	14471.3	1645.6	1504.9	6924.8	6924.8	88.6	76.2	52.1	78.3	0	5769
50	25	1	3600.4	8443.0	728.2	579.1	5561.8	5561.8	91.4	86.9	34.1	89.6	0	3062
50	25	2	3796.7	11549.1	937.6	884.8	6891.1	6891.1	91.9	86.4	40.3	87.2	0	14136
50	25	3	3600.1	9091.8	837.1	741.7	5582.7	5582.7	90.8	85.0	38.6	86.7	0	5308
50	25	4	3600.7	8648.7	768.6	636.9	5900.7	5900.7	91.1	87.0	31.8	89.2	0	5219
50	25	5	3600.2	9614.2	814.2	686.8	6372.0	6372.0	91.5	87.2	33.7	89.2	0	5498

Table 83: Summary results table for model OMT Benders modern KM

N	p	ins	CPU	GBUR	GBUL	GUBL	GUL	nod
20	5	3	2255.1	75.9	7.2	1.6	8.3	913488
20	6	4	2546.2	77.6	9.9	1.4	10.6	485593
20	10	1	3596.4	87.5	25.6	3.7	28.0	725818
30	7	0	3600.2	76.2	67.1	37.5	79.2	124044
30	10	0	3600.2	79.4	65.4	44.7	80.4	132694
30	15	0	3608.3	89.9	77.7	25.1	83.1	252249
40	10	0	3600.2	74.4	70.8	43.0	83.4	26484
40	13	0	3600.3	78.5	70.1	47.7	84.5	45465
40	20	0	3670.3	88.6	78.8	29.9	84.7	38908
50	12	0	3600.5	76.1	74.5	41.2	84.6	5254
50	16	0	3601.0	78.8	76.6	48.9	88.0	5608
50	25	0	3639.6	88.4	86.5	35.7	91.3	6645

Table 84: Instances results table for model OMT Benders classic KM

N	p	ins	CPU	objU	objL	objR	BobjU	BobjL	gUL	gBUL	gUBL	gBUR	opt	nod
20	5	1	3600.8	27234.9	14738.9	5501.0	24444.4	24444.4	45.9	39.7	10.2	77.5	0	
20	5	2	3600.8	27981.6	16388.0	6991.2	26585.3	26585.3	41.4	38.4	5.0	73.7	0	
20	5	3	3600.8	35106.7	17205.5	5859.3	26159.6	26159.6	51.0	34.2	25.5	77.6	0	
20	5	4	3600.9	24368.0	10919.8	3801.4	16558.9	16558.9	55.2	34.0	32.0	77.0	0	
20	5	5	3600.8	44078.0	18183.9	7835.4	29165.6	29165.6	58.8	37.6	33.8	73.1	0	
20	6	1	3601.2	28016.2	11817.1	4648.1	22562.4	22562.4	57.8	47.6	19.5	79.4	0	
20	6	2	3601.3	31841.1	14341.4	6019.6	20183.5	20183.5	55.0	28.9	36.6	70.2	0	
20	6	3	3601.4	37765.8	13205.0	5204.0	25238.2	25238.2	65.0	47.7	33.2	79.4	0	
20	6	4	3601.2	29045.1	10523.7	4399.0	20161.1	20161.1	63.8	47.8	30.6	78.2	0	
20	6	5	3601.6	33855.1	13570.4	5343.7	27296.4	27296.4	59.9	50.3	19.4	80.4	0	
20	10	1	3601.5	22286.5	6415.2	2432.2	15074.8	15074.8	71.2	57.4	32.4	83.9	0	
20	10	2	3601.3	20605.4	7974.1	2729.6	18092.9	18092.9	61.3	55.9	12.2	84.9	0	
20	10	3	3601.6	16246.4	5942.7	1992.4	14169.6	14169.6	63.4	58.1	12.8	85.9	0	
20	10	4	3601.2	20818.6	8503.7	2467.5	19027.0	19027.0	59.1	55.3	8.6	87.0	0	
20	10	5	3601.6	10519.6	4279.3	879.1	9742.5	9742.5	59.3	56.1	7.4	91.0	0	
30	7	1	3607.9	26587.5	0.0	3461.6	15759.0	15759.0	100.0	100.0	40.7	78.0	0	
30	7	2	3617.2	42056.1	0.0	4139.3	17867.0	17867.0	100.0	100.0	57.5	76.8	0	
30	7	3	3614.4	43839.0	0.0	4202.6	15619.6	15619.6	100.0	100.0	64.4	73.1	0	
30	7	4	3610.1	30892.7	0.0	4464.4	18356.9	18356.9	100.0	100.0	40.6	75.7	0	
30	7	5	3610.9	30533.0	0.0	3479.7	15460.6	15460.6	100.0	100.0	49.4	77.5	0	
30	10	1	3615.3	23798.2	7047.2	2800.6	12598.8	12598.8	70.4	44.1	47.1	77.8	0	
30	10	2	3614.9	18069.1	4512.3	1918.3	9620.6	9620.6	75.0	53.1	46.8	80.1	0	
30	10	3	3610.8	20033.1	4317.1	1887.8	9329.9	9329.9	78.4	53.7	53.4	79.8	0	
30	10	4	3618.6	28987.4	0.0	3146.7	15224.5	15224.5	100.0	100.0	47.5	79.3	0	
30	10	5	3622.6	29380.1	0.0	2907.3	14665.7	14665.7	100.0	100.0	50.1	80.2	0	
30	15	1	3604.0	14332.3	2805.1	946.4	10085.3	10085.3	80.4	72.2	29.6	90.6	0	
30	15	2	3604.3	12780.3	3081.1	1018.6	10658.1	10658.1	75.9	71.1	16.6	90.4	0	
30	15	3	3603.9	11640.8	2437.1	725.8	8466.4	8466.4	79.1	71.2	27.3	91.4	0	
30	15	4	3604.6	13062.8	3086.4	1168.9	9980.5	9980.5	76.4	69.1	23.6	88.3	0	
30	15	5	3604.1	12884.0	3786.3	1258.8	9687.3	9687.3	70.6	60.9	24.8	87.0	0	
40	10	1	3613.7	23446.6	0.0	3838.9	14500.9	14500.9	100.0	100.0	38.1	73.5	0	
40	10	2	3613.2	19671.4	0.0	2783.6	12213.5	12213.5	100.0	100.0	37.9	77.2	0	
40	10	3	3613.0	16026.1	0.0	3126.0	11071.1	11071.1	100.0	100.0	30.9	71.8	0	
40	10	4	3615.6	22805.1	0.0	2756.6	9502.0	9502.0	100.0	100.0	58.3	71.0	0	
40	10	5	3613.9	26717.0	0.0	2338.7	10972.0	10972.0	100.0	100.0	58.9	78.7	0	
40	13	1	3613.0	17220.8	0.0	2196.2	9885.2	9885.2	100.0	100.0	42.6	77.8	0	
40	13	2	3613.7	16095.8	0.0	2241.2	9010.9	9010.9	100.0	100.0	44.0	75.1	0	
40	13	3	3613.4	17412.3	4727.1	1979.4	10645.3	10645.3	72.8	55.6	38.9	81.4	0	
40	13	4	3619.1	15710.6	0.0	1734.5	8911.8	8911.8	100.0	100.0	43.3	80.5	0	
40	13	5	3619.4	21386.1	0.0	2568.0	11636.1	11636.1	100.0	100.0	45.6	77.9	0	
40	20	1	3615.3	12939.5	2908.4	1119.3	9426.4	9426.4	77.5	69.2	27.1	88.1	0	
40	20	2	3615.2	9983.7	1796.4	642.5	6156.3	6156.3	82.0	70.8	38.3	89.6	0	
40	20	3	3615.1	12650.3	0.0	878.1	8245.3	8245.3	100.0	100.0	34.8	89.3	0	
40	20	4	3615.3	10296.1	2721.9	1069.1	8315.2	8315.2	73.6	67.3	19.2	87.1	0	
40	20	5	3614.2	11002.2	2181.8	822.4	6967.8	6967.8	80.2	68.7	36.7	88.2	0	
50	12	1	3886.5	22867.2	0.0	2881.5	11063.0	10584.5	100.0	100.0	53.7	74.0	0	
50	12	2	3887.7	17671.4	0.0	2275.6	10517.5	9871.9	100.0	100.0	44.1	78.4	0	
50	12	3	3892.9	14064.6	0.0	2652.7	10501.1	10501.1	100.0	100.0	25.3	74.7	0	
50	12	4	3851.4	12597.6	0.0	2159.6	8653.6	8653.6	100.0	100.0	31.3	75.0	0	
50	12	5	3851.7	18371.8	0.0	2067.8	9521.1	9186.5	100.0	100.0	50.0	78.3	0	
50	16	1	3873.8	16633.5	0.0	2058.3	8693.5	8693.5	100.0	100.0	47.7	76.3	0	
50	16	2	3895.8	11776.8	0.0	1104.4	5966.4	5966.4	100.0	100.0	49.3	81.5	0	
50	16	3	3885.6	19662.9	0.0	1845.8	9239.6	9239.6	100.0	100.0	53.0	80.0	0	
50	16	4	3866.5	12391.8	0.0	1663.3	7453.7	7453.7	100.0	100.0	39.9	77.7	0	
50	16	5	3852.7	14606.1	0.0	1504.9	6924.8	6924.8	100.0	100.0	52.6	78.3	0	
50	25	1	3880.5	8443.0	0.0	579.1	5561.8	5561.8	100.0	100.0	34.1	89.6	0	
50	25	2	3905.2	11549.1	0.0	884.8	6891.1	6891.1	100.0	100.0	40.3	87.2	0	
50	25	3	3841.7	8849.4	1827.9	741.7	5582.7	5582.7	79.3	67.3	36.9	86.7	0	
50	25	4	3905.3	8648.7	0.0	636.9	5900.7	5900.7	100.0	100.0	31.8	89.2	0	
50	25	5	3954.9	9141.2	1849.1	710.0	6372.0	6372.0	79.8	71.0	30.3	88.9	0	

Table 85: Summary results table for model OMT Benders classic KM

N	p	#	CPU	GBUR	GBUL	GUBL	GUL	nod
20	5	0	3600.8	75.8	36.8	21.3	50.5	
20	6	0	3601.3	77.5	44.5	27.9	60.3	
20	10	0	3601.4	86.5	56.6	14.7	62.9	
30	7	0	3612.1	76.2	100.0	50.5	100.0	
30	10	0	3616.4	79.4	70.2	49.0	84.8	
30	15	0	3604.2	89.5	68.9	24.4	76.5	
40	10	0	3613.9	74.4	100.0	44.8	100.0	
40	13	0	3615.7	78.5	91.1	42.9	94.6	
40	20	0	3615.0	88.5	75.2	31.2	82.7	
50	12	0	3874.0	76.1	100.0	40.9	100.0	
50	16	0	3874.9	78.8	100.0	48.5	100.0	
50	25	0	3897.5	88.3	87.7	34.7	91.8	

Table 86: Instances results table for model OMT F1 MTZ covering

N	p	ins	CPU	objU	objL	objR	BobjU	BobjL	gUL	gBUL	gUBL	gBUR	opt	nod
20	5	1	9.6	24444.4	24444.4	8678.2	24444.4	24444.4	0.0	0.0	0.0	64.5	1	5728
20	5	2	9.3	26585.3	26585.3	11464.7	26585.3	26585.3	0.0	0.0	0.0	56.9	1	1506
20	5	3	9.0	26159.6	26159.6	8966.5	26159.6	26159.6	0.0	0.0	0.0	65.7	1	3077
20	5	4	9.0	16558.9	16558.9	5449.0	16558.9	16558.9	0.0	0.0	0.0	67.1	1	1508
20	5	5	6.6	29165.6	29165.6	11867.1	29165.6	29165.6	0.0	0.0	0.0	59.3	1	2300
20	6	1	15.2	22562.4	22562.4	7620.6	22562.4	22562.4	0.0	0.0	0.0	66.2	1	4547
20	6	2	2.4	20183.5	20183.5	8736.0	20183.5	20183.5	0.0	0.0	0.0	56.7	1	1
20	6	3	11.5	25238.2	25238.2	8642.1	25238.2	25238.2	0.0	0.0	0.0	65.8	1	2574
20	6	4	15.5	20161.1	20161.1	7071.6	20161.1	20161.1	0.0	0.0	0.0	64.9	1	4996
20	6	5	31.3	27296.4	27296.4	7825.1	27296.4	27296.4	0.0	0.0	0.0	71.3	1	3844
20	10	1	8.9	15074.8	15074.8	7443.9	15074.8	15074.8	0.0	0.0	0.0	50.6	1	3107
20	10	2	5.7	18092.9	18092.9	7781.0	18092.9	18092.9	0.0	0.0	0.0	57.0	1	1308
20	10	3	18.5	14169.6	14169.6	6073.0	14169.6	14169.6	0.0	0.0	0.0	57.1	1	6797
20	10	4	2.8	19027.0	19025.6	7807.7	19027.0	19027.0	0.0	0.0	0.0	59.0	1	1
20	10	5	3.6	9742.5	9742.5	3873.3	9742.5	9742.5	0.0	0.0	0.0	60.2	1	349
30	7	1	153.0	15759.0	15759.0	4913.7	15759.0	15759.0	0.0	0.0	0.0	68.8	1	2775
30	7	2	132.1	17867.0	17867.0	5869.8	17867.0	17867.0	0.0	0.0	0.0	67.2	1	3473
30	7	3	111.3	15619.6	15619.6	6348.0	15619.6	15619.6	0.0	0.0	0.0	59.4	1	4646
30	7	4	148.0	18356.9	18356.9	6956.1	18356.9	18356.9	0.0	0.0	0.0	62.1	1	7094
30	7	5	399.9	15460.6	15460.6	4669.8	15460.6	15460.6	0.0	0.0	0.0	69.8	1	21022
30	10	1	26.8	12598.8	12598.8	4558.6	12598.8	12598.8	0.0	0.0	0.0	63.8	1	1737
30	10	2	33.3	9620.6	9620.6	4067.0	9620.6	9620.6	0.0	0.0	0.0	57.7	1	3359
30	10	3	55.8	9329.9	9329.9	3745.2	9329.9	9329.9	0.0	0.0	0.0	59.9	1	4067
30	10	4	54.0	15224.5	15224.5	5750.3	15224.5	15224.5	0.0	0.0	0.0	62.2	1	4096
30	10	5	1074.0	14665.7	14665.7	5544.5	14665.7	14665.7	0.0	0.0	0.0	62.2	1	41782
30	15	1	65.6	10085.3	10085.3	3267.5	10085.3	10085.3	0.0	0.0	0.0	67.6	1	6727
30	15	2	65.7	10658.1	10658.1	4098.7	10658.1	10658.1	0.0	0.0	0.0	61.5	1	6566
30	15	3	161.5	8466.4	8466.4	3070.2	8466.4	8466.4	0.0	0.0	0.0	63.7	1	20002
30	15	4	22.2	9980.5	9980.5	4609.0	9980.5	9980.5	0.0	0.0	0.0	53.8	1	4916
30	15	5	16.9	9687.3	9687.3	4582.8	9687.3	9687.3	0.0	0.0	0.0	52.7	1	156
40	10	1	1643.7	14500.9	14500.9	5513.9	14500.9	14500.9	0.0	0.0	0.0	62.0	1	54317
40	10	2	2285.2	12213.5	12213.5	3884.9	12213.5	12213.5	0.0	0.0	0.0	68.2	1	108392
40	10	3	309.0	11071.1	11071.1	4374.9	11071.1	11071.1	0.0	0.0	0.0	60.5	1	3655
40	10	4	244.2	9502.1	9502.1	3676.7	9502.1	9502.1	0.0	0.0	0.0	61.3	1	7639
40	10	5	1706.7	10972.1	10972.0	3593.4	10972.0	10972.1	0.0	0.0	0.0	67.2	1	51879
40	13	1	256.6	9885.2	9885.1	4092.9	9885.2	9885.2	0.0	0.0	0.0	58.6	1	2815
40	13	2	77.1	9010.9	9010.9	4280.9	9010.9	9010.9	0.0	0.0	0.0	52.5	1	3602
40	13	3	503.0	10645.3	10645.3	3675.2	10645.3	10645.3	0.0	0.0	0.0	65.5	1	7240
40	13	4	385.6	8911.8	8911.8	3069.5	8911.8	8911.8	0.0	0.0	0.0	65.6	1	8027
40	13	5	1426.0	11636.1	11636.1	4354.2	11636.1	11636.1	0.0	0.0	0.0	62.6	1	66217
40	20	1	3600.5	9426.4	8962.8	3793.6	9426.4	9426.4	4.9	4.9	0.0	59.8	0	87775
40	20	2	180.3	6156.3	6156.3	2372.8	6156.3	6156.3	0.0	0.0	0.0	61.5	1	3137
40	20	3	455.9	8245.3	8245.3	3012.1	8245.3	8245.3	0.0	0.0	0.0	63.5	1	28023
40	20	4	44.6	8315.2	8315.2	3834.2	8315.2	8315.2	0.0	0.0	0.0	53.9	1	2585
40	20	5	261.9	6967.8	6967.8	3044.4	6967.8	6967.8	0.0	0.0	0.0	56.3	1	11067
50	12	1	3600.2	11063.0	10584.5	4500.3	11063.0	10584.5	4.3	4.3	4.3	59.3	0	28684
50	12	2	3600.7	10517.5	9652.5	3372.3	10517.5	9871.9	8.2	8.2	6.1	67.9	0	20859
50	12	3	2731.4	10501.1	10501.1	4310.6	10501.1	10501.1	0.0	0.0	0.0	59.0	1	29140
50	12	4	3600.7	8653.6	8264.7	3130.6	8653.6	8653.6	4.5	4.5	0.0	63.8	0	33306
50	12	5	3600.5	9576.8	8917.2	3049.1	9521.1	9186.5	6.9	6.3	4.1	68.0	0	31144
50	16	1	1265.0	8693.5	8693.5	3630.9	8693.5	8693.5	0.0	0.0	0.0	58.2	1	14838
50	16	2	1476.2	5966.4	5966.4	1945.6	5966.4	5966.4	0.0	0.0	0.0	67.4	1	20118
50	16	3	1384.5	9239.6	9239.6	3403.9	9239.6	9239.6	0.0	0.0	0.0	63.2	1	15605
50	16	4	2050.2	7453.7	7453.7	2731.0	7453.7	7453.7	0.0	0.0	0.0	63.4	1	21038
50	16	5	3600.4	6924.8	6785.8	2416.9	6924.8	6924.8	2.0	2.0	0.0	65.1	0	48350
50	25	1	371.1	5561.8	5561.8	2203.8	5561.8	5561.8	0.0	0.0	0.0	60.4	1	1496
50	25	2	298.7	6891.1	6891.1	3287.8	6891.1	6891.1	0.0	0.0	0.0	52.3	1	5307
50	25	3	3600.4	5582.7	5514.5	2560.5	5582.7	5582.7	1.2	1.2	0.0	54.1	0	135341
50	25	4	593.4	5900.7	5900.6	2401.7	5900.7	5900.7	0.0	0.0	0.0	59.3	1	19241
50	25	5	307.0	6372.0	6372.0	2718.2	6372.0	6372.0	0.0	0.0	0.0	57.3	1	1201

Table 87: Summary results table for model OMT F1 MTZ covering

N	p	#	CPU	GBUR	GBUL	GUBL	GUL	nod
20	5	5	8.7	62.7	0.0	0.0	0.0	2824
20	6	5	15.2	65.0	0.0	0.0	0.0	3192
20	10	5	7.9	56.8	0.0	0.0	0.0	2312
30	7	5	188.9	65.5	0.0	0.0	0.0	7802
30	10	5	248.8	61.2	0.0	0.0	0.0	11008
30	15	5	66.4	59.9	0.0	0.0	0.0	7673
40	10	5	1237.8	63.8	0.0	0.0	0.0	45176
40	13	5	529.7	61.0	0.0	0.0	0.0	17580
40	20	4	908.6	59.0	1.0	0.0	1.0	26517
50	12	1	3426.7	63.6	4.7	2.9	4.8	28627
50	16	4	1955.3	63.5	0.4	0.0	0.4	23990
50	25	4	1034.1	56.7	0.2	0.0	0.2	32517

Table 88: Instances results table for model OMT F1 Flow (1) covering

N	p	ins	CPU	objU	objL	objR	BobjU	BobjL	gUL	gBUL	gUBL	gBUR	opt	nod
20	5	1	8.3	24444.4	24444.4	8678.2	24444.4	24444.4	0.0	0.0	0.0	64.5	1	1292
20	5	2	4.6	26585.3	26582.7	11464.7	26585.3	26585.3	0.0	0.0	0.0	56.9	1	1
20	5	3	9.1	26159.6	26159.6	8966.5	26159.6	26159.6	0.0	0.0	0.0	65.7	1	1720
20	5	4	10.1	16558.9	16558.9	5449.0	16558.9	16558.9	0.0	0.0	0.0	67.1	1	1105
20	5	5	6.3	29165.6	29163.8	11867.1	29165.6	29165.6	0.0	0.0	0.0	59.3	1	1382
20	6	1	10.0	22562.4	22562.4	7620.6	22562.4	22562.4	0.0	0.0	0.0	66.2	1	1940
20	6	2	1.5	20183.5	20183.5	8736.0	20183.5	20183.5	0.0	0.0	0.0	56.7	1	1
20	6	3	10.4	25238.2	25238.2	8642.1	25238.2	25238.2	0.0	0.0	0.0	65.8	1	1320
20	6	4	7.9	20161.1	20161.1	7071.6	20161.1	20161.1	0.0	0.0	0.0	64.9	1	915
20	6	5	6.5	27296.4	27296.4	7825.1	27296.4	27296.4	0.0	0.0	0.0	71.3	1	1787
20	10	1	7.8	15074.8	15074.8	7443.9	15074.8	15074.8	0.0	0.0	0.0	50.6	1	437
20	10	2	9.0	18092.9	18092.9	7781.0	18092.9	18092.9	0.0	0.0	0.0	57.0	1	931
20	10	3	3.3	14169.6	14169.6	6073.0	14169.6	14169.6	0.0	0.0	0.0	57.1	1	241
20	10	4	2.7	19027.0	19027.0	7807.7	19027.0	19027.0	0.0	0.0	0.0	59.0	1	148
20	10	5	1.4	9742.5	9742.5	3873.3	9742.5	9742.5	0.0	0.0	0.0	60.2	1	1
30	7	1	53.1	15759.0	15759.0	4913.7	15759.0	15759.0	0.0	0.0	0.0	68.8	1	2038
30	7	2	49.2	17867.0	17867.0	5869.8	17867.0	17867.0	0.0	0.0	0.0	67.2	1	4076
30	7	3	47.0	15619.6	15619.6	6348.0	15619.6	15619.6	0.0	0.0	0.0	59.4	1	3808
30	7	4	66.5	18356.9	18356.9	6956.1	18356.9	18356.9	0.0	0.0	0.0	62.1	1	3244
30	7	5	159.3	15460.6	15460.6	4669.8	15460.6	15460.6	0.0	0.0	0.0	69.8	1	7361
30	10	1	31.4	12598.8	12598.8	4558.6	12598.8	12598.8	0.0	0.0	0.0	63.8	1	857
30	10	2	43.6	9620.6	9620.6	4067.0	9620.6	9620.6	0.0	0.0	0.0	57.7	1	1204
30	10	3	39.5	9329.9	9329.9	3745.2	9329.9	9329.9	0.0	0.0	0.0	59.9	1	1190
30	10	4	78.3	15224.5	15224.5	5750.3	15224.5	15224.5	0.0	0.0	0.0	62.2	1	4687
30	10	5	155.5	14665.7	14665.7	5544.5	14665.7	14665.7	0.0	0.0	0.0	62.2	1	8375
30	15	1	36.8	10085.3	10085.3	3267.5	10085.3	10085.3	0.0	0.0	0.0	67.6	1	4714
30	15	2	29.8	10658.1	10658.1	4098.7	10658.1	10658.1	0.0	0.0	0.0	61.5	1	3774
30	15	3	30.8	8466.4	8466.4	3070.2	8466.4	8466.4	0.0	0.0	0.0	63.7	1	1152
30	15	4	21.8	9980.5	9980.5	4609.0	9980.5	9980.5	0.0	0.0	0.0	53.8	1	748
30	15	5	3.7	9687.3	9687.3	4582.8	9687.3	9687.3	0.0	0.0	0.0	52.7	1	1
40	10	1	1032.0	14500.9	14500.9	5513.9	14500.9	14500.9	0.0	0.0	0.0	62.0	1	37737
40	10	2	1016.6	12213.5	12213.5	3884.9	12213.5	12213.5	0.0	0.0	0.0	68.2	1	51402
40	10	3	365.9	11071.1	11071.1	4374.9	11071.1	11071.1	0.0	0.0	0.0	60.5	1	2867
40	10	4	110.7	9502.1	9502.1	3676.7	9502.0	9502.0	0.0	0.0	0.0	61.3	1	7181
40	10	5	986.5	10972.1	10972.1	3593.4	10972.0	10972.1	0.0	0.0	0.0	67.2	1	24997
40	13	1	395.6	9885.2	9885.2	4092.9	9885.2	9885.2	0.0	0.0	0.0	58.6	1	7481
40	13	2	69.0	9010.9	9010.9	4280.9	9010.9	9010.9	0.0	0.0	0.0	52.5	1	4108
40	13	3	652.5	10645.3	10645.3	3675.2	10645.3	10645.3	0.0	0.0	0.0	65.5	1	25872
40	13	4	646.4	8911.8	8911.8	3069.5	8911.8	8911.8	0.0	0.0	0.0	65.6	1	4191
40	13	5	493.9	11636.1	11636.1	4354.2	11636.1	11636.1	0.0	0.0	0.0	62.6	1	11874
40	20	1	300.3	9426.4	9426.4	3793.6	9426.4	9426.4	0.0	0.0	0.0	59.8	1	2458
40	20	2	97.7	6156.3	6156.3	2372.8	6156.3	6156.3	0.0	0.0	0.0	61.5	1	12035
40	20	3	263.4	8245.3	8245.3	3012.1	8245.3	8245.3	0.0	0.0	0.0	63.5	1	3605
40	20	4	135.2	8315.2	8315.2	3834.2	8315.2	8315.2	0.0	0.0	0.0	53.9	1	2290
40	20	5	94.7	6967.8	6967.8	3044.4	6967.8	6967.8	0.0	0.0	0.0	56.3	1	2984
50	12	1	3600.2	11063.0	11063.0	4500.3	11063.0	10584.5	5.7	5.7	4.3	59.3	0	28919
50	12	2	3600.3	10545.7	9694.5	3372.3	10517.5	9871.9	8.1	7.8	6.4	67.9	0	24501
50	12	3	3600.3	10501.1	9630.6	4310.6	10501.1	10501.1	8.3	8.3	8.3	59.0	0	20790
50	12	4	3364.1	8653.6	8653.6	3130.6	8653.6	8653.6	0.0	0.0	0.0	63.8	1	26844
50	12	5	3600.4	9576.8	8961.9	3049.1	9521.1	9186.5	6.4	5.9	4.1	68.0	0	24696
50	16	1	808.3	8693.5	8693.5	3630.9	8693.5	8693.5	0.0	0.0	0.0	58.2	1	8758
50	16	2	586.4	5966.4	5966.4	1945.6	5966.4	5966.4	0.0	0.0	0.0	67.4	1	5195
50	16	3	1587.6	9239.6	9239.6	3403.9	9239.6	9239.6	0.0	0.0	0.0	63.2	1	10307
50	16	4	1993.7	7453.7	7453.7	2731.0	7453.7	7453.7	0.0	0.0	0.0	63.4	1	27040
50	16	5	3345.6	6924.8	6924.8	2416.9	6924.8	6924.8	0.0	0.0	0.0	65.1	1	54551
50	25	1	248.4	5561.8	5561.8	2203.8	5561.8	5561.8	0.0	0.0	0.0	60.4	1	1472
50	25	2	489.9	6891.1	6891.1	3287.8	6891.1	6891.1	0.0	0.0	0.0	52.3	1	5455
50	25	3	390.4	5582.7	5582.7	2560.5	5582.7	5582.7	0.0	0.0	0.0	54.1	1	3790
50	25	4	1330.6	5900.7	5900.7	2401.7	5900.7	5900.7	0.0	0.0	0.0	59.3	1	38948
50	25	5	243.4	6372.0	6372.0	2718.2	6372.0	6372.0	0.0	0.0	0.0	57.3	1	2370

Table 89: Summary results table for model OMT F1 Flow (1) covering

N	p	#	CPU	GBUR	GBUL	GUBL	GUL	nod
20	5	5	7.7	62.7	0.0	0.0	0.0	1100
20	6	5	7.3	65.0	0.0	0.0	0.0	1193
20	10	5	4.8	56.8	0.0	0.0	0.0	352
30	7	5	75.0	65.5	0.0	0.0	0.0	4105
30	10	5	69.7	61.2	0.0	0.0	0.0	3263
30	15	5	24.6	59.9	0.0	0.0	0.0	2078
40	10	5	702.3	63.8	0.0	0.0	0.0	24837
40	13	5	451.5	61.0	0.0	0.0	0.0	10705
40	20	5	178.3	59.0	0.0	0.0	0.0	4674
50	12	1	3553.1	63.6	5.5	3.0	5.7	25150
50	16	5	1664.3	63.5	0.0	0.0	0.0	21170
50	25	5	540.5	56.7	0.0	0.0	0.0	10407

Table 90: Instances results table for model OMT F1 Flow (2) covering

N	p	ins	CPU	objU	objL	objR	BobjU	BobjL	gUL	gBUL	gUBL	gBUR	opt	nod
20	5	1	8.8	24444.4	24444.4	9971.1	24444.4	24444.4	0.0	0.0	0.0	59.2	1	2868
20	5	2	7.7	26585.3	26585.3	11774.1	26585.3	26585.3	0.0	0.0	0.0	55.7	1	1083
20	5	3	10.9	26159.6	26159.6	9314.1	26159.6	26159.6	0.0	0.0	0.0	64.4	1	1788
20	5	4	7.3	16558.9	16558.9	5798.7	16558.9	16558.9	0.0	0.0	0.0	65.0	1	978
20	5	5	5.2	29165.6	29165.6	12647.6	29165.6	29165.6	0.0	0.0	0.0	56.6	1	638
20	6	1	9.8	22562.4	22562.4	7904.6	22562.4	22562.4	0.0	0.0	0.0	65.0	1	1305
20	6	2	1.0	20183.5	20183.5	9439.0	20183.5	20183.5	0.0	0.0	0.0	53.2	1	1
20	6	3	11.1	25238.2	25238.2	9227.7	25238.2	25238.2	0.0	0.0	0.0	63.4	1	1353
20	6	4	4.2	20161.1	20160.7	7338.0	20161.1	20161.1	0.0	0.0	0.0	63.6	1	1268
20	6	5	7.2	27296.4	27296.4	8757.3	27296.4	27296.4	0.0	0.0	0.0	67.9	1	1703
20	10	1	5.8	15074.8	15074.8	7588.5	15074.8	15074.8	0.0	0.0	0.0	49.7	1	224
20	10	2	7.3	18092.9	18092.9	8361.4	18092.9	18092.9	0.0	0.0	0.0	53.8	1	492
20	10	3	2.8	14169.6	14169.6	6973.3	14169.6	14169.6	0.0	0.0	0.0	50.8	1	449
20	10	4	1.3	19027.0	19027.0	8063.7	19027.0	19027.0	0.0	0.0	0.0	57.6	1	1
20	10	5	1.8	9742.5	9742.5	4051.0	9742.5	9742.5	0.0	0.0	0.0	58.4	1	1
30	7	1	57.9	15759.0	15759.0	5403.4	15759.0	15759.0	0.0	0.0	0.0	65.7	1	1434
30	7	2	47.6	17867.0	17867.0	6197.5	17867.0	17867.0	0.0	0.0	0.0	65.3	1	2931
30	7	3	45.8	15619.6	15619.6	6572.6	15619.6	15619.6	0.0	0.0	0.0	57.9	1	2683
30	7	4	65.3	18356.9	18356.9	7554.1	18356.9	18356.9	0.0	0.0	0.0	58.9	1	2743
30	7	5	117.6	15460.6	15460.6	4939.9	15460.6	15460.6	0.0	0.0	0.0	68.0	1	5402
30	10	1	32.2	12598.8	12598.8	5073.4	12598.8	12598.8	0.0	0.0	0.0	59.7	1	1035
30	10	2	60.8	9620.6	9620.6	4258.8	9620.6	9620.6	0.0	0.0	0.0	55.7	1	674
30	10	3	50.0	9329.9	9329.9	4015.2	9329.9	9329.9	0.0	0.0	0.0	57.0	1	802
30	10	4	55.0	15224.5	15224.5	6063.4	15224.5	15224.5	0.0	0.0	0.0	60.2	1	3170
30	10	5	185.8	14665.7	14665.7	5890.0	14665.7	14665.7	0.0	0.0	0.0	59.8	1	8672
30	15	1	32.6	10085.3	10085.3	3488.0	10085.3	10085.3	0.0	0.0	0.0	65.4	1	3945
30	15	2	19.7	10658.1	10658.1	4186.7	10658.1	10658.1	0.0	0.0	0.0	60.7	1	824
30	15	3	13.8	8466.4	8466.4	3192.9	8466.4	8466.4	0.0	0.0	0.0	62.3	1	260
30	15	4	7.5	9980.5	9979.5	4666.7	9980.5	9980.5	0.0	0.0	0.0	53.2	1	20
30	15	5	9.4	9687.3	9686.7	4655.6	9687.3	9687.3	0.0	0.0	0.0	51.9	1	1
40	10	1	696.5	14500.9	14500.9	5660.0	14500.9	14500.9	0.0	0.0	0.0	61.0	1	26726
40	10	2	683.0	12213.5	12213.5	4252.5	12213.5	12213.5	0.0	0.0	0.0	65.2	1	22333
40	10	3	498.8	11071.1	11071.1	4613.9	11071.1	11071.1	0.0	0.0	0.0	58.3	1	5097
40	10	4	269.3	9502.1	9502.1	3997.8	9502.0	9502.1	0.0	0.0	0.0	57.9	1	4021
40	10	5	881.1	10972.0	10972.0	3721.2	10972.0	10972.1	0.0	0.0	0.0	66.1	1	19198
40	13	1	435.9	9885.2	9885.2	4284.4	9885.2	9885.2	0.0	0.0	0.0	56.7	1	6583
40	13	2	75.3	9010.9	9010.9	4376.4	9010.9	9010.9	0.0	0.0	0.0	51.4	1	3696
40	13	3	463.9	10645.3	10645.3	3778.7	10645.3	10645.3	0.0	0.0	0.0	64.5	1	8637
40	13	4	277.8	8911.8	8911.8	3419.7	8911.8	8911.8	0.0	0.0	0.0	61.6	1	6230
40	13	5	505.0	11636.1	11636.1	4540.4	11636.1	11636.1	0.0	0.0	0.0	61.0	1	5191
40	20	1	126.2	9426.4	9426.4	3908.0	9426.4	9426.4	0.0	0.0	0.0	58.5	1	4815
40	20	2	82.6	6156.3	6156.3	2429.8	6156.3	6156.3	0.0	0.0	0.0	60.5	1	733
40	20	3	105.6	8245.3	8245.3	3105.4	8245.3	8245.3	0.0	0.0	0.0	62.3	1	7055
40	20	4	58.7	8315.2	8315.2	3907.4	8315.2	8315.2	0.0	0.0	0.0	53.0	1	3453
40	20	5	99.7	6967.8	6967.8	3161.9	6967.8	6967.8	0.0	0.0	0.0	54.6	1	4232
50	12	1	3600.2	11063.0	11063.0	4631.4	11063.0	10584.5	5.4	5.4	4.3	58.1	0	17105
50	12	2	3600.7	10545.7	9395.3	3592.2	10517.5	9871.9	10.9	10.7	6.4	65.8	0	21065
50	12	3	3600.2	10501.1	10348.8	4392.7	10501.1	10501.1	1.4	1.4	0.4	58.2	0	27363
50	12	4	2817.6	8653.6	8653.6	3273.0	8653.6	8653.6	0.0	0.0	0.0	62.2	1	22371
50	12	5	3600.2	9576.8	8895.4	3229.1	9521.1	9186.5	7.1	6.6	4.1	66.1	0	21376
50	16	1	843.7	8693.5	8693.5	3779.4	8693.5	8693.5	0.0	0.0	0.0	56.5	1	9535
50	16	2	713.9	5966.4	5966.4	2123.4	5966.4	5966.4	0.0	0.0	0.0	64.4	1	5947
50	16	3	870.0	9239.6	9239.6	3562.0	9239.6	9239.6	0.0	0.0	0.0	61.5	1	7047
50	16	4	1247.9	7453.7	7453.7	2814.7	7453.7	7453.7	0.0	0.0	0.0	62.2	1	11386
50	16	5	3600.3	6924.8	6851.0	2615.8	6924.8	6924.8	1.1	1.1	0.0	62.2	0	45867
50	25	1	212.5	5561.8	5561.8	2305.2	5561.8	5561.8	0.0	0.0	0.0	58.5	1	1228
50	25	2	234.4	6891.1	6891.1	3357.6	6891.1	6891.1	0.0	0.0	0.0	51.3	1	3038
50	25	3	228.6	5582.7	5582.7	2620.3	5582.7	5582.7	0.0	0.0	0.0	53.1	1	4695
50	25	4	496.3	5900.7	5900.7	2440.8	5900.7	5900.7	0.0	0.0	0.0	58.6	1	8090
50	25	5	272.5	6372.0	6372.0	2743.5	6372.0	6372.0	0.0	0.0	0.0	56.9	1	1467

Table 91: Summary results table for model OMT F1 Flow (2) covering

N	p	#	CPU	GBUR	GBUL	GUBL	GUL	nod
20	5	5	8.0	60.2	0.0	0.0	0.0	1471
20	6	5	6.7	62.6	0.0	0.0	0.0	1126
20	10	5	3.8	54.1	0.0	0.0	0.0	233
30	7	5	66.8	63.2	0.0	0.0	0.0	3039
30	10	5	76.8	58.5	0.0	0.0	0.0	2871
30	15	5	16.6	58.7	0.0	0.0	0.0	1010
40	10	5	605.7	61.7	0.0	0.0	0.0	15475
40	13	5	351.6	59.0	0.0	0.0	0.0	6067
40	20	5	94.6	57.8	0.0	0.0	0.0	4058
50	12	1	3443.8	62.1	4.8	3.0	5.0	21856
50	16	4	1455.2	61.4	0.2	0.0	0.2	15956
50	25	5	288.9	55.7	0.0	0.0	0.0	3704

Table 92: Instances results table for model OMT F1 KM covering

N	p	ins	CPU	objU	objL	objR	BobjU	BobjL	gUL	gBUL	gUBL	gBUR	opt	nod
20	5	1	5.9	24444.4	24443.2	8678.2	24444.4	24444.4	0.0	0.0	0.0	64.5	1	1
20	5	2	10.3	26585.3	26582.9	11464.7	26585.3	26585.3	0.0	0.0	0.0	56.9	1	1
20	5	3	10.9	26159.6	26159.6	8966.5	26159.6	26159.6	0.0	0.0	0.0	65.7	1	1496
20	5	4	14.3	16558.9	16558.9	5449.0	16558.9	16558.9	0.0	0.0	0.0	67.1	1	1175
20	5	5	12.1	29165.6	29165.6	11867.1	29165.6	29165.6	0.0	0.0	0.0	59.3	1	900
20	6	1	17.7	22562.4	22562.4	7620.6	22562.4	22562.4	0.0	0.0	0.0	66.2	1	1206
20	6	2	2.6	20183.5	20182.9	8736.0	20183.5	20183.5	0.0	0.0	0.0	56.7	1	1
20	6	3	14.1	25238.2	25238.2	8642.1	25238.2	25238.2	0.0	0.0	0.0	65.8	1	1273
20	6	4	19.3	20161.1	20161.1	7071.6	20161.1	20161.1	0.0	0.0	0.0	64.9	1	1143
20	6	5	11.5	27296.4	27296.4	7825.1	27296.4	27296.4	0.0	0.0	0.0	71.3	1	1291
20	10	1	2.8	15074.8	15073.6	7443.9	15074.8	15074.8	0.0	0.0	0.0	50.6	1	1
20	10	2	2.9	18092.9	18091.5	7781.0	18092.9	18092.9	0.0	0.0	0.0	57.0	1	1
20	10	3	3.0	14169.6	14168.8	6073.0	14169.6	14169.6	0.0	0.0	0.0	57.1	1	1
20	10	4	1.6	19027.0	19027.0	7807.7	19027.0	19027.0	0.0	0.0	0.0	59.0	1	1
20	10	5	2.5	9742.5	9742.5	3873.3	9742.5	9742.5	0.0	0.0	0.0	60.2	1	1
30	7	1	101.4	15759.0	15759.0	4913.7	15759.0	15759.0	0.0	0.0	0.0	68.8	1	1853
30	7	2	139.0	17867.0	17867.0	5869.8	17867.0	17867.0	0.0	0.0	0.0	67.2	1	2842
30	7	3	50.8	15619.6	15619.6	6348.0	15619.6	15619.6	0.0	0.0	0.0	59.4	1	1943
30	7	4	173.8	18356.9	18356.9	6956.1	18356.9	18356.9	0.0	0.0	0.0	62.1	1	3575
30	7	5	216.8	15460.6	15460.6	4669.8	15460.6	15460.6	0.0	0.0	0.0	69.8	1	4477
30	10	1	38.6	12598.8	12598.8	4558.6	12598.8	12598.8	0.0	0.0	0.0	63.8	1	285
30	10	2	35.1	9620.6	9620.6	4067.0	9620.6	9620.6	0.0	0.0	0.0	57.7	1	722
30	10	3	89.9	9329.9	9329.9	3745.2	9329.9	9329.9	0.0	0.0	0.0	59.9	1	710
30	10	4	102.0	15224.5	15224.5	5750.3	15224.5	15224.5	0.0	0.0	0.0	62.2	1	3835
30	10	5	211.2	14665.7	14665.7	5544.5	14665.7	14665.7	0.0	0.0	0.0	62.2	1	4512
30	15	1	31.1	10085.3	10085.3	3267.5	10085.3	10085.3	0.0	0.0	0.0	67.6	1	696
30	15	2	28.3	10658.1	10658.1	4098.7	10658.1	10658.1	0.0	0.0	0.0	61.5	1	537
30	15	3	40.1	8466.4	8466.4	3070.2	8466.4	8466.4	0.0	0.0	0.0	63.7	1	1301
30	15	4	22.2	9980.5	9980.2	4609.0	9980.5	9980.5	0.0	0.0	0.0	53.8	1	489
30	15	5	21.2	9687.3	9687.3	4582.8	9687.3	9687.3	0.0	0.0	0.0	52.7	1	93
40	10	1	1063.3	14500.9	14500.9	5513.9	14500.9	14500.9	0.0	0.0	0.0	62.0	1	25409
40	10	2	904.7	12213.5	12213.5	3884.9	12213.5	12213.5	0.0	0.0	0.0	68.2	1	19218
40	10	3	363.7	11071.1	11071.1	4374.9	11071.1	11071.1	0.0	0.0	0.0	60.5	1	5127
40	10	4	143.5	9502.1	9502.1	3676.7	9502.0	9502.0	0.0	0.0	0.0	61.3	1	5213
40	10	5	630.7	10972.1	10972.1	3593.4	10972.0	10972.1	0.0	0.0	0.0	67.2	1	10438
40	13	1	265.1	9885.2	9885.2	4092.9	9885.2	9885.2	0.0	0.0	0.0	58.6	1	6778
40	13	2	157.1	9010.9	9010.6	4280.9	9010.9	9010.9	0.0	0.0	0.0	52.5	1	1395
40	13	3	233.6	10645.3	10645.3	3675.2	10645.3	10645.3	0.0	0.0	0.0	65.5	1	4559
40	13	4	439.5	8911.8	8911.8	3069.5	8911.8	8911.8	0.0	0.0	0.0	65.6	1	3759
40	13	5	330.6	11636.1	11636.1	4354.2	11636.1	11636.1	0.0	0.0	0.0	62.6	1	7761
40	20	1	701.7	9426.4	9426.4	3793.6	9426.4	9426.4	0.0	0.0	0.0	59.8	1	2782
40	20	2	167.3	6156.3	6156.3	2372.8	6156.3	6156.3	0.0	0.0	0.0	61.5	1	5396
40	20	3	446.6	8245.3	8245.3	3012.1	8245.3	8245.3	0.0	0.0	0.0	63.5	1	4400
40	20	4	233.4	8315.2	8315.2	3834.2	8315.2	8315.2	0.0	0.0	0.0	53.9	1	3699
40	20	5	122.4	6967.8	6967.8	3044.4	6967.8	6967.8	0.0	0.0	0.0	56.3	1	2861
50	12	1	3600.4	11063.0	10395.0	4500.3	11063.0	10584.5	6.0	6.0	4.3	59.3	0	11183
50	12	2	3600.6	10714.0	9871.9	3372.3	10517.5	9871.9	7.9	6.1	7.9	67.9	0	15170
50	12	3	3600.2	10501.1	10295.0	4310.6	10501.1	10501.1	2.0	2.0	0.0	59.0	0	14210
50	12	4	2284.2	8653.6	8653.6	3130.6	8653.6	8653.6	0.0	0.0	0.0	63.8	1	15098
50	12	5	3600.3	9521.1	9186.5	3049.1	9521.1	9186.5	3.5	3.5	3.5	68.0	0	18649
50	16	1	1254.9	8693.5	8693.5	3630.9	8693.5	8693.5	0.0	0.0	0.0	58.2	1	5741
50	16	2	948.1	5966.4	5966.4	1945.6	5966.4	5966.4	0.0	0.0	0.0	67.4	1	3948
50	16	3	1807.9	9239.6	9239.6	3403.9	9239.6	9239.6	0.0	0.0	0.0	63.2	1	5586
50	16	4	1288.3	7453.7	7453.7	2731.0	7453.7	7453.7	0.0	0.0	0.0	63.4	1	3713
50	16	5	1257.3	6924.8	6924.8	2416.9	6924.8	6924.8	0.0	0.0	0.0	65.1	1	7182
50	25	1	1165.3	5561.8	5561.8	2203.8	5561.8	5561.8	0.0	0.0	0.0	60.4	1	1618
50	25	2	950.1	6891.1	6891.1	3287.8	6891.1	6891.1	0.0	0.0	0.0	52.3	1	1859
50	25	3	427.5	5582.7	5582.7	2560.5	5582.7	5582.7	0.0	0.0	0.0	54.1	1	2085
50	25	4	1166.3	5900.7	5900.7	2401.7	5900.7	5900.7	0.0	0.0	0.0	59.3	1	1746
50	25	5	1294.4	6372.0	6372.0	2718.2	6372.0	6372.0	0.0	0.0	0.0	57.3	1	1597

Table 93: Summary results table for model OMT F1 KM covering

N	p	#	CPU	GBUR	GBUL	GUBL	GUL	nod
20	5	5	10.7	62.7	0.0	0.0	0.0	715
20	6	5	13.0	65.0	0.0	0.0	0.0	983
20	10	5	2.6	56.8	0.0	0.0	0.0	1
30	7	5	136.4	65.5	0.0	0.0	0.0	2938
30	10	5	95.4	61.2	0.0	0.0	0.0	2013
30	15	5	28.6	59.9	0.0	0.0	0.0	623
40	10	5	621.2	63.8	0.0	0.0	0.0	13081
40	13	5	285.2	61.0	0.0	0.0	0.0	4850
40	20	5	334.3	59.0	0.0	0.0	0.0	3828
50	12	1	3337.1	63.6	3.5	3.1	3.9	14862
50	16	5	1311.3	63.5	0.0	0.0	0.0	5234
50	25	5	1000.7	56.7	0.0	0.0	0.0	1781

Table 94: Instances results table for model OMT F1 Subelim (1) covering

N	p	ins	CPU	objU	objL	objR	BobjU	BobjL	gUL	gBUL	gUBL	gBUR	opt	nod
20	5	1	8.5	24444.4	24444.4	8678.2	24444.4	24444.4	0.0	0.0	0.0	64.5	1	3120
20	5	2	5.4	26585.3	26585.3	11464.7	26585.3	26585.3	0.0	0.0	0.0	56.9	1	892
20	5	3	8.9	26159.6	26159.6	8966.5	26159.6	26159.6	0.0	0.0	0.0	65.7	1	2177
20	5	4	6.0	16558.9	16558.9	5449.0	16558.9	16558.9	0.0	0.0	0.0	67.1	1	1742
20	5	5	8.4	29165.6	29165.6	11867.1	29165.6	29165.6	0.0	0.0	0.0	59.3	1	3266
20	6	1	14.2	22562.4	22562.4	7620.6	22562.4	22562.4	0.0	0.0	0.0	66.2	1	3569
20	6	2	4.0	20183.5	20183.5	8736.0	20183.5	20183.5	0.0	0.0	0.0	56.7	1	1
20	6	3	6.1	25238.2	25238.2	8642.1	25238.2	25238.2	0.0	0.0	0.0	65.8	1	2246
20	6	4	23.9	20161.1	20161.1	7071.6	20161.1	20161.1	0.0	0.0	0.0	64.9	1	2478
20	6	5	5.7	27296.4	27296.4	7825.1	27296.4	27296.4	0.0	0.0	0.0	71.3	1	2540
20	10	1	18.9	15074.8	15074.8	7443.9	15074.8	15074.8	0.0	0.0	0.0	50.6	1	2696
20	10	2	6.1	18092.9	18092.9	7781.0	18092.9	18092.9	0.0	0.0	0.0	57.0	1	3055
20	10	3	30.5	14169.6	14169.6	6073.0	14169.6	14169.6	0.0	0.0	0.0	57.1	1	7456
20	10	4	2.9	19027.0	19027.0	7807.7	19027.0	19027.0	0.0	0.0	0.0	59.0	1	1065
20	10	5	4.8	9742.5	9742.5	3873.3	9742.5	9742.5	0.0	0.0	0.0	60.2	1	905
30	7	1	38.0	15759.0	15759.0	4913.7	15759.0	15759.0	0.0	0.0	0.0	68.8	1	4587
30	7	2	90.3	17867.0	17867.0	5869.8	17867.0	17867.0	0.0	0.0	0.0	67.2	1	2455
30	7	3	65.9	15619.6	15619.6	6348.0	15619.6	15619.6	0.0	0.0	0.0	59.4	1	3242
30	7	4	82.9	18356.9	18356.9	6956.1	18356.9	18356.9	0.0	0.0	0.0	62.1	1	3767
30	7	5	320.6	15460.6	15460.6	4669.8	15460.6	15460.6	0.0	0.0	0.0	69.8	1	19345
30	10	1	19.6	12598.8	12598.8	4558.6	12598.8	12598.8	0.0	0.0	0.0	63.8	1	1991
30	10	2	59.5	9620.6	9620.6	4067.0	9620.6	9620.6	0.0	0.0	0.0	57.7	1	2434
30	10	3	28.7	9329.9	9329.9	3745.2	9329.9	9329.9	0.0	0.0	0.0	59.9	1	1645
30	10	4	49.9	15224.5	15224.5	3750.3	15224.5	15224.5	0.0	0.0	0.0	62.2	1	4684
30	10	5	780.9	14665.7	14665.7	5544.5	14665.7	14665.7	0.0	0.0	0.0	62.2	1	92094
30	15	1	340.5	10085.3	10085.3	3267.5	10085.3	10085.3	0.0	0.0	0.0	67.6	1	59795
30	15	2	106.1	10658.1	10658.1	4098.7	10658.1	10658.1	0.0	0.0	0.0	61.5	1	10294
30	15	3	162.9	8466.4	8466.4	3070.2	8466.4	8466.4	0.0	0.0	0.0	63.7	1	25634
30	15	4	61.3	9980.5	9980.0	4609.0	9980.5	9980.5	0.0	0.0	0.0	53.8	1	1971
30	15	5	14.5	9687.3	9687.1	4582.8	9687.3	9687.3	0.0	0.0	0.0	52.7	1	117
40	10	1	3600.3	14500.9	14211.8	5513.9	14500.9	14500.9	2.0	2.0	0.0	62.0	0	194273
40	10	2	2026.9	12213.5	12213.5	3884.9	12213.5	12213.5	0.0	0.0	0.0	68.2	1	104324
40	10	3	218.3	11071.1	11071.1	4374.9	11071.1	11071.1	0.0	0.0	0.0	60.5	1	4503
40	10	4	257.2	9502.1	9502.1	3676.7	9502.1	9502.1	0.0	0.0	0.0	61.3	1	2586
40	10	5	1458.9	10972.1	10972.1	3593.4	10972.0	10972.1	0.0	0.0	0.0	67.2	1	62975
40	13	1	598.1	9885.2	9885.2	4092.9	9885.2	9885.2	0.0	0.0	0.0	58.6	1	43464
40	13	2	333.4	9010.9	9010.9	4280.9	9010.9	9010.9	0.0	0.0	0.0	52.5	1	3180
40	13	3	1232.1	10645.3	10645.3	3675.2	10645.3	10645.3	0.0	0.0	0.0	65.5	1	86000
40	13	4	546.9	8911.8	8911.8	3069.5	8911.8	8911.8	0.0	0.0	0.0	65.6	1	22461
40	13	5	1316.5	11636.1	11636.1	4354.2	11636.1	11636.1	0.0	0.0	0.0	62.6	1	175695
40	20	1	3600.7	10038.1	8226.5	3793.6	9426.4	9426.4	18.0	12.7	6.1	59.8	0	287338
40	20	2	702.4	6156.3	6156.3	2372.8	6156.3	6156.3	0.0	0.0	0.0	61.5	1	64652
40	20	3	3600.5	8440.9	7844.6	3012.1	8245.3	8245.3	7.1	4.9	2.3	63.5	0	181565
40	20	4	3601.0	8628.5	7942.1	3834.2	8315.2	8315.2	8.0	4.5	3.6	53.9	0	248509
40	20	5	493.4	6967.8	6967.8	3044.4	6967.8	6967.8	0.0	0.0	0.0	56.3	1	49917
50	12	1	3600.5	14196.5	10019.1	4500.3	11063.0	10584.5	29.4	9.4	25.4	59.3	0	38310
50	12	2	3600.4	10742.3	9645.9	3372.3	10517.5	9871.9	10.2	8.3	8.1	67.9	0	44910
50	12	3	3600.2	10501.1	10148.1	4310.6	10501.1	10501.1	3.4	3.4	0.0	59.0	0	61538
50	12	4	3600.3	8682.3	7976.8	3130.6	8653.6	8653.6	8.1	7.8	0.3	63.8	0	50129
50	12	5	3600.2	9521.1	8930.7	3049.1	9521.1	9186.5	6.2	6.2	3.5	68.0	0	54054
50	16	1	1241.7	8693.5	8693.5	3630.9	8693.5	8693.5	0.0	0.0	0.0	58.2	1	18107
50	16	2	1145.5	5966.4	5966.4	1945.6	5966.4	5966.4	0.0	0.0	0.0	67.4	1	20820
50	16	3	3600.1	9239.6	9069.6	3403.9	9239.6	9239.6	1.8	1.8	0.0	63.2	0	71473
50	16	4	1511.5	7453.7	7453.7	2731.0	7453.7	7453.7	0.0	0.0	0.0	63.4	1	19142
50	16	5	3600.3	8209.9	6287.5	2416.9	6924.8	6924.8	23.4	9.2	15.7	65.1	0	57101
50	25	1	3600.4	51323.3	5361.6	2203.8	5561.8	5561.8	89.6	3.6	89.2	60.4	0	86655
50	25	2	3601.3	7185.8	6720.1	3287.8	6891.1	6891.1	6.5	2.5	4.1	52.3	0	113437
50	25	3	3600.8	48559.7	5322.8	2560.5	5582.7	5582.7	89.0	4.7	88.5	54.1	0	83815
50	25	4	3600.5	6524.9	5690.4	2401.7	5900.7	5900.7	12.8	3.6	9.6	59.3	0	97945
50	25	5	2070.7	6372.0	6371.4	2718.2	6372.0	6372.0	0.0	0.0	0.0	57.3	1	66467

Table 95: Summary results table for model OMT F1 Subelim (1) covering

N	p	#	CPU	GBUR	GBUL	GUBL	GUL	nod
20	5	5	7.4	62.7	0.0	0.0	0.0	2239
20	6	5	10.8	65.0	0.0	0.0	0.0	2167
20	10	5	12.6	56.8	0.0	0.0	0.0	3035
30	7	5	119.5	65.5	0.0	0.0	0.0	6679
30	10	5	187.7	61.2	0.0	0.0	0.0	20570
30	15	5	137.1	59.9	0.0	0.0	0.0	19562
40	10	4	1512.3	63.8	0.4	0.0	0.4	73732
40	13	5	805.4	61.0	0.0	0.0	0.0	66160
40	20	2	2399.6	59.0	4.4	2.4	6.6	166396
50	12	0	3600.3	63.6	7.0	7.5	11.5	49788
50	16	3	2219.8	63.5	2.2	3.1	5.0	37329
50	25	1	3294.7	56.7	2.9	38.3	39.6	89664



Table 96: Instances results table for model OMT F1 Subelim (2) covering

N	p	ins	CPU	objU	objL	objR	BobjU	BobjL	gUL	gBUL	gUBL	gBUR	opt	nod
20	5	1	19.4	24444.4	24444.4	8678.2	24444.4	24444.4	0.0	0.0	0.0	64.5	1	5663
20	5	2	5.0	26585.3	26585.3	11464.7	26585.3	26585.3	0.0	0.0	0.0	56.9	1	924
20	5	3	8.9	26159.6	26159.6	8966.5	26159.6	26159.6	0.0	0.0	0.0	65.7	1	2177
20	5	4	7.3	16558.9	16558.9	5449.0	16558.9	16558.9	0.0	0.0	0.0	67.1	1	1742
20	5	5	6.2	29165.6	29165.6	11867.1	29165.6	29165.6	0.0	0.0	0.0	59.3	1	2540
20	6	1	24.2	22562.4	22562.4	7620.6	22562.4	22562.4	0.0	0.0	0.0	66.2	1	2931
20	6	2	3.5	20183.5	20183.5	8736.0	20183.5	20183.5	0.0	0.0	0.0	56.7	1	26
20	6	3	7.7	25238.2	25238.2	8642.1	25238.2	25238.2	0.0	0.0	0.0	65.8	1	2807
20	6	4	13.4	20161.1	20161.1	7071.6	20161.1	20161.1	0.0	0.0	0.0	64.9	1	3150
20	6	5	10.1	27296.4	27296.4	7825.1	27296.4	27296.4	0.0	0.0	0.0	71.3	1	3794
20	10	1	9.3	15074.8	15074.8	7443.9	15074.8	15074.8	0.0	0.0	0.0	50.6	1	857
20	10	2	14.2	18092.9	18092.9	7781.0	18092.9	18092.9	0.0	0.0	0.0	57.0	1	2198
20	10	3	4.2	14169.6	14169.6	6073.0	14169.6	14169.6	0.0	0.0	0.0	57.1	1	181
20	10	4	2.3	19027.0	19027.0	7807.7	19027.0	19027.0	0.0	0.0	0.0	59.0	1	675
20	10	5	2.6	9742.5	9742.5	3873.3	9742.5	9742.5	0.0	0.0	0.0	60.2	1	142
30	7	1	68.3	15759.0	15759.0	4913.7	15759.0	15759.0	0.0	0.0	0.0	68.8	1	2370
30	7	2	161.0	17867.0	17867.0	5869.8	17867.0	17867.0	0.0	0.0	0.0	67.2	1	3554
30	7	3	62.2	15619.6	15619.6	6348.0	15619.6	15619.6	0.0	0.0	0.0	59.4	1	3558
30	7	4	147.8	18356.9	18356.9	6956.1	18356.9	18356.9	0.0	0.0	0.0	62.1	1	9245
30	7	5	413.1	15460.6	15460.6	4669.8	15460.6	15460.6	0.0	0.0	0.0	69.8	1	30683
30	10	1	46.7	12598.8	12598.8	4558.6	12598.8	12598.8	0.0	0.0	0.0	63.8	1	1365
30	10	2	62.8	9620.6	9620.6	4067.0	9620.6	9620.6	0.0	0.0	0.0	57.7	1	2335
30	10	3	80.1	9329.9	9329.9	3745.2	9329.9	9329.9	0.0	0.0	0.0	59.9	1	1742
30	10	4	76.1	15224.5	15224.5	5750.3	15224.5	15224.5	0.0	0.0	0.0	62.2	1	2482
30	10	5	1029.5	14665.7	14665.7	5544.5	14665.7	14665.7	0.0	0.0	0.0	62.2	1	72013
30	15	1	76.0	10085.3	10085.3	3267.5	10085.3	10085.3	0.0	0.0	0.0	67.6	1	2307
30	15	2	84.1	10658.1	10658.1	4098.7	10658.1	10658.1	0.0	0.0	0.0	61.5	1	4139
30	15	3	26.2	8466.4	8466.4	3070.2	8466.4	8466.4	0.0	0.0	0.0	63.7	1	1977
30	15	4	14.7	9980.5	9980.5	4609.0	9980.5	9980.5	0.0	0.0	0.0	53.8	1	646
30	15	5	9.6	9687.3	9687.3	4582.8	9687.3	9687.3	0.0	0.0	0.0	52.7	1	479
40	10	1	3600.3	14500.9	14084.3	5513.9	14500.9	14500.9	2.9	2.9	0.0	62.0	0	231176
40	10	2	3249.0	12213.5	12213.5	3884.9	12213.5	12213.5	0.0	0.0	0.0	68.2	1	184174
40	10	3	216.7	11071.1	11071.1	4374.9	11071.1	11071.1	0.0	0.0	0.0	60.5	1	10117
40	10	4	206.4	9502.1	9502.1	3676.7	9502.1	9502.1	0.0	0.0	0.0	61.3	1	3870
40	10	5	3600.4	10972.1	10315.8	3593.4	10972.0	10972.1	6.0	6.0	0.0	67.2	0	154997
40	13	1	1541.0	9885.2	9885.2	4092.9	9885.2	9885.2	0.0	0.0	0.0	58.6	1	84126
40	13	2	302.4	9010.9	9010.9	4280.9	9010.9	9010.9	0.0	0.0	0.0	52.5	1	11164
40	13	3	1894.9	10645.3	10645.3	3675.2	10645.3	10645.3	0.0	0.0	0.0	65.5	1	133655
40	13	4	773.3	8911.8	8911.8	3069.5	8911.8	8911.8	0.0	0.0	0.0	65.6	1	22957
40	13	5	2787.0	11636.1	11636.1	4354.2	11636.1	11636.1	0.0	0.0	0.0	62.6	1	189003
40	20	1	458.7	9426.4	9426.4	3793.6	9426.4	9426.4	0.0	0.0	0.0	59.8	1	7245
40	20	2	152.4	6156.3	6156.3	2372.8	6156.3	6156.3	0.0	0.0	0.0	61.5	1	3172
40	20	3	510.9	8245.3	8245.3	3012.1	8245.3	8245.3	0.0	0.0	0.0	63.5	1	36971
40	20	4	122.4	8315.2	8315.2	3834.2	8315.2	8315.2	0.0	0.0	0.0	53.9	1	3831
40	20	5	200.1	6967.8	6967.8	3044.4	6967.8	6967.8	0.0	0.0	0.0	56.3	1	3693
50	12	1	3600.7	11063.0	10124.3	4500.3	11063.0	10584.5	8.5	8.5	4.3	59.3	0	36054
50	12	2	3600.2	10517.5	9744.8	3372.3	10517.5	9871.9	7.3	7.3	6.1	67.9	0	37097
50	12	3	3600.4	11025.8	9738.0	4310.6	10501.1	10501.1	11.7	7.3	4.8	59.0	0	38674
50	12	4	3600.3	8682.3	7879.6	3130.6	8653.6	8653.6	9.2	8.9	0.3	63.8	0	39769
50	12	5	3600.8	9834.0	8285.9	3049.1	9521.1	9186.5	15.7	13.0	6.6	68.0	0	27464
50	16	1	3600.4	8697.4	8481.7	3630.9	8693.5	8693.5	2.5	2.4	0.0	58.2	0	51639
50	16	2	1368.1	5966.4	5966.4	1945.6	5966.4	5966.4	0.0	0.0	0.0	67.4	1	14440
50	16	3	3600.3	9239.6	8935.9	3403.9	9239.6	9239.6	3.3	3.3	0.0	63.2	0	36158
50	16	4	3600.5	7725.8	7002.0	2731.0	7453.7	7453.7	9.4	6.1	3.5	63.4	0	38522
50	16	5	3600.4	8042.7	6198.1	2416.9	6924.8	6924.8	22.9	10.5	13.9	65.1	0	56885
50	25	1	363.5	5561.8	5561.8	2203.8	5561.8	5561.8	0.0	0.0	0.0	60.4	1	1809
50	25	2	1000.4	6891.1	6891.1	3287.8	6891.1	6891.1	0.0	0.0	0.0	52.3	1	13728
50	25	3	795.1	5582.7	5582.7	2560.5	5582.7	5582.7	0.0	0.0	0.0	54.1	1	2393
50	25	4	1066.5	5900.7	5900.7	2401.7	5900.7	5900.7	0.0	0.0	0.0	59.3	1	18599
50	25	5	326.3	6372.0	6372.0	2718.2	6372.0	6372.0	0.0	0.0	0.0	57.3	1	2105

Table 97: Summary results table for model OMT F1 Subelim (2) covering

N	p	#	CPU	GBUR	GBUL	GUBL	GUL	nod
20	5	5	9.4	62.7	0.0	0.0	0.0	2609
20	6	5	11.8	65.0	0.0	0.0	0.0	2542
20	10	5	6.5	56.8	0.0	0.0	0.0	811
30	7	5	170.5	65.5	0.0	0.0	0.0	9882
30	10	5	259.0	61.2	0.0	0.0	0.0	15987
30	15	5	42.1	59.9	0.0	0.0	0.0	1910
40	10	3	2174.6	63.8	1.8	0.0	1.8	116867
40	13	5	1459.7	61.0	0.0	0.0	0.0	88181
40	20	5	288.9	59.0	0.0	0.0	0.0	10982
50	12	0	3600.5	63.6	9.0	4.4	10.5	35812
50	16	1	3153.9	63.5	4.5	3.5	7.6	39529
50	25	5	710.4	56.7	0.0	0.0	0.0	7727

Table 98: Instances results table for model OMT F2 MTZ covering

N	p	ins	CPU	objU	objL	objR	BobjU	BobjL	gUL	gBUL	gUBL	gBUR	opt	nod
20	5	1	18.2	24444.4	24444.4	11628.1	24444.4	24444.4	0.0	0.0	0.0	52.4	1	7897
20	5	2	25.4	26585.3	26585.3	13320.5	26585.3	26585.3	0.0	0.0	0.0	49.9	1	7165
20	5	3	38.1	26159.6	26158.8	11682.6	26159.6	26159.6	0.0	0.0	0.0	55.3	1	13743
20	5	4	14.9	16558.9	16558.9	6951.0	16558.9	16558.9	0.0	0.0	0.0	58.0	1	4842
20	5	5	22.2	29165.6	29165.6	14127.3	29165.6	29165.6	0.0	0.0	0.0	51.6	1	6846
20	6	1	99.5	22562.4	22562.4	10139.9	22562.4	22562.4	0.0	0.0	0.0	55.1	1	5234
20	6	2	2.0	20183.5	20183.5	10220.2	20183.5	20183.5	0.0	0.0	0.0	49.4	1	1
20	6	3	47.7	25238.2	25238.2	12124.6	25238.2	25238.2	0.0	0.0	0.0	52.0	1	3699
20	6	4	61.3	20161.1	20161.1	9580.3	20161.1	20161.1	0.0	0.0	0.0	52.5	1	1792
20	6	5	55.8	27296.4	27296.4	12384.4	27296.4	27296.4	0.0	0.0	0.0	54.6	1	3806
20	10	1	7.3	15074.8	15074.8	8445.0	15074.8	15074.8	0.0	0.0	0.0	44.0	1	294
20	10	2	11.5	18092.9	18092.9	9917.5	18092.9	18092.9	0.0	0.0	0.0	45.2	1	2163
20	10	3	9.2	14169.6	14169.6	7261.8	14169.6	14169.6	0.0	0.0	0.0	48.8	1	82
20	10	4	3.2	19027.0	19025.6	10680.8	19027.0	19027.0	0.0	0.0	0.0	43.9	1	1
20	10	5	2.1	9742.5	9742.5	5785.7	9742.5	9742.5	0.0	0.0	0.0	40.6	1	1
30	7	1	261.7	15759.0	15759.0	7366.4	15759.0	15759.0	0.0	0.0	0.0	53.3	1	4099
30	7	2	312.9	17867.0	17867.0	7335.1	17867.0	17867.0	0.0	0.0	0.0	59.0	1	3832
30	7	3	312.7	15619.6	15619.6	7474.4	15619.6	15619.6	0.0	0.0	0.0	52.1	1	6690
30	7	4	400.7	18356.9	18356.9	9136.9	18356.9	18356.9	0.0	0.0	0.0	50.2	1	5727
30	7	5	531.9	15460.6	15460.6	6495.7	15460.6	15460.6	0.0	0.0	0.0	58.0	1	12499
30	10	1	161.8	12598.8	12598.8	6404.5	12598.8	12598.8	0.0	0.0	0.0	49.2	1	2347
30	10	2	182.2	9620.6	9620.6	5334.9	9620.6	9620.6	0.0	0.0	0.0	44.5	1	2577
30	10	3	197.4	9329.9	9329.9	5107.6	9329.9	9329.9	0.0	0.0	0.0	45.3	1	2061
30	10	4	219.7	15224.5	15224.5	7446.2	15224.5	15224.5	0.0	0.0	0.0	51.1	1	4160
30	10	5	377.3	14665.7	14665.7	7183.9	14665.7	14665.7	0.0	0.0	0.0	51.0	1	10933
30	15	1	41.3	10085.3	10085.3	4987.7	10085.3	10085.3	0.0	0.0	0.0	50.5	1	4641
30	15	2	21.9	10658.1	10658.1	6108.2	10658.1	10658.1	0.0	0.0	0.0	42.7	1	1163
30	15	3	25.5	8466.4	8466.4	4447.6	8466.4	8466.4	0.0	0.0	0.0	47.5	1	1168
30	15	4	20.6	9980.5	9980.5	6027.4	9980.5	9980.5	0.0	0.0	0.0	39.6	1	1303
30	15	5	18.9	9687.3	9687.3	5553.1	9687.3	9687.3	0.0	0.0	0.0	42.7	1	602
40	10	1	3366.8	14500.9	14500.9	6302.4	14500.9	14500.9	0.0	0.0	0.0	56.5	1	73325
40	10	2	3246.1	12213.5	12213.5	5155.4	12213.5	12213.5	0.0	0.0	0.0	57.8	1	72635
40	10	3	790.3	11071.1	11071.1	5381.9	11071.1	11071.1	0.0	0.0	0.0	51.4	1	7037
40	10	4	574.1	9502.1	9502.1	4294.9	9502.0	9502.1	0.0	0.0	0.0	54.8	1	6895
40	10	5	2654.1	10972.1	10972.0	4805.2	10972.0	10972.1	0.0	0.0	0.0	56.2	1	49635
40	13	1	1183.4	9885.2	9885.2	5384.9	9885.2	9885.2	0.0	0.0	0.0	45.5	1	18922
40	13	2	587.2	9010.9	9010.9	5015.9	9010.9	9010.9	0.0	0.0	0.0	44.3	1	5292
40	13	3	950.1	10645.3	10645.3	5340.0	10645.3	10645.3	0.0	0.0	0.0	49.8	1	10068
40	13	4	769.1	8911.8	8911.8	4340.7	8911.8	8911.8	0.0	0.0	0.0	51.3	1	10415
40	13	5	3425.2	11636.1	11636.1	5300.9	11636.1	11636.1	0.0	0.0	0.0	54.4	1	55410
40	20	1	690.0	9426.4	9426.4	4913.9	9426.4	9426.4	0.0	0.0	0.0	47.9	1	68048
40	20	2	35.6	6156.3	6156.3	3244.3	6156.3	6156.3	0.0	0.0	0.0	47.3	1	4564
40	20	3	766.9	8245.3	8245.3	4057.7	8245.3	8245.3	0.0	0.0	0.0	50.8	1	75300
40	20	4	132.4	8315.2	8315.2	4813.6	8315.2	8315.2	0.0	0.0	0.0	42.1	1	2376
40	20	5	39.1	6967.8	6967.8	3912.2	6967.8	6967.8	0.0	0.0	0.0	43.9	1	4062
50	12	1	3600.3	11063.0	9802.6	5373.6	11063.0	10584.5	11.4	11.4	4.3	51.4	0	6389
50	12	2	3600.2	10887.2	8760.3	4343.6	10517.5	9871.9	19.5	16.7	9.3	58.7	0	4772
50	12	3	3600.4	10501.1	9306.6	5432.0	10501.1	10501.1	11.4	11.4	0.0	48.3	0	2540
50	12	4	3600.7	8682.3	7499.1	3856.7	8653.6	8653.6	13.6	13.3	0.3	55.4	0	4321
50	12	5	3600.4	9521.1	8596.1	4455.9	9521.1	9186.5	9.7	9.7	3.5	53.2	0	6794
50	16	1	3165.7	8693.5	8693.5	4584.7	8693.5	8693.5	0.0	0.0	0.0	47.3	1	10877
50	16	2	3600.3	5966.4	5849.6	2923.1	5966.4	5966.4	2.0	2.0	0.0	51.0	0	9022
50	16	3	3600.3	9239.6	8920.9	4706.2	9239.6	9239.6	3.5	3.5	0.0	49.1	0	8507
50	16	4	3600.2	7453.7	7203.1	3632.3	7453.7	7453.7	3.4	3.4	0.0	51.3	0	11699
50	16	5	3600.3	6924.8	6446.6	3213.4	6924.8	6924.8	6.9	6.9	0.0	53.6	0	8528
50	25	1	174.0	5561.8	5561.8	3106.5	5561.8	5561.8	0.0	0.0	0.0	44.1	1	1825
50	25	2	146.7	6891.1	6891.1	4073.8	6891.1	6891.1	0.0	0.0	0.0	40.9	1	1947
50	25	3	189.1	5582.7	5582.7	3320.2	5582.7	5582.7	0.0	0.0	0.0	40.5	1	2184
50	25	4	280.1	5900.7	5900.7	3237.2	5900.7	5900.7	0.0	0.0	0.0	45.1	1	4012
50	25	5	227.8	6372.0	6372.0	3536.6	6372.0	6372.0	0.0	0.0	0.0	44.5	1	2595

Table 99: Summary results table for model OMT F2 MTZ covering

N	p	#	CPU	GBUR	GBUL	GUBL	GUL	nod
20	5	5	23.8	53.4	0.0	0.0	0.0	8099
20	6	5	53.3	52.7	0.0	0.0	0.0	2906
20	10	5	6.7	44.5	0.0	0.0	0.0	508
30	7	5	364.0	54.5	0.0	0.0	0.0	6569
30	10	5	227.7	48.2	0.0	0.0	0.0	4416
30	15	5	25.6	44.6	0.0	0.0	0.0	1775
40	10	5	2126.3	55.3	0.0	0.0	0.0	41905
40	13	5	1383.0	49.1	0.0	0.0	0.0	20021
40	20	5	332.8	46.4	0.0	0.0	0.0	30870
50	12	0	3600.4	53.4	12.5	3.5	13.1	4963
50	16	1	3513.4	50.5	3.2	0.0	3.2	9727
50	25	5	203.5	43.0	0.0	0.0	0.0	2513

Table 100: Instances results table for model OMT F2 Flow covering

N	p	ins	CPU	objU	objL	objR	BobjU	BobjL	gUL	gBUL	gUBL	gBUR	opt	nod
20	5	1	33.6	24444.4	24444.4	11628.1	24444.4	24444.4	0.0	0.0	0.0	52.4	1	4175
20	5	2	16.6	26585.3	26585.3	13320.5	26585.3	26585.3	0.0	0.0	0.0	49.9	1	11085
20	5	3	53.8	26159.6	26159.6	11682.6	26159.6	26159.6	0.0	0.0	0.0	55.3	1	3156
20	5	4	16.2	16558.9	16558.9	6951.0	16558.9	16558.9	0.0	0.0	0.0	58.0	1	5335
20	5	5	29.5	29165.6	29165.6	14127.3	29165.6	29165.6	0.0	0.0	0.0	51.6	1	2856
20	6	1	70.1	22562.4	22562.4	10139.9	22562.4	22562.4	0.0	0.0	0.0	55.1	1	4579
20	6	2	3.0	20183.5	20183.5	10220.2	20183.5	20183.5	0.0	0.0	0.0	49.4	1	1
20	6	3	46.4	25238.2	25238.2	12124.6	25238.2	25238.2	0.0	0.0	0.0	52.0	1	3628
20	6	4	38.8	20161.1	20161.1	9580.3	20161.1	20161.1	0.0	0.0	0.0	52.5	1	1740
20	6	5	53.1	27296.4	27296.4	12384.4	27296.4	27296.4	0.0	0.0	0.0	54.6	1	3210
20	10	1	12.2	15074.8	15074.8	8445.0	15074.8	15074.8	0.0	0.0	0.0	44.0	1	3845
20	10	2	22.6	18092.9	18092.9	9917.5	18092.9	18092.9	0.0	0.0	0.0	45.2	1	3877
20	10	3	5.1	14169.6	14169.6	7261.8	14169.6	14169.6	0.0	0.0	0.0	48.8	1	499
20	10	4	7.1	19027.0	19027.0	10680.8	19027.0	19027.0	0.0	0.0	0.0	43.9	1	132
20	10	5	2.8	9742.5	9742.5	5785.7	9742.5	9742.5	0.0	0.0	0.0	40.6	1	1
30	7	1	272.7	15759.0	15759.0	7366.4	15759.0	15759.0	0.0	0.0	0.0	53.3	1	3686
30	7	2	270.5	17867.0	17867.0	7335.1	17867.0	17867.0	0.0	0.0	0.0	59.0	1	3582
30	7	3	194.5	15619.6	15619.6	7474.4	15619.6	15619.6	0.0	0.0	0.0	52.1	1	5542
30	7	4	454.1	18356.9	18356.9	9136.9	18356.9	18356.9	0.0	0.0	0.0	50.2	1	10961
30	7	5	1627.6	15460.6	15460.6	6495.7	15460.6	15460.6	0.0	0.0	0.0	58.0	1	44952
30	10	1	137.4	12598.8	12598.8	6404.5	12598.8	12598.8	0.0	0.0	0.0	49.2	1	1676
30	10	2	107.1	9620.6	9620.6	5334.9	9620.6	9620.6	0.0	0.0	0.0	44.5	1	2489
30	10	3	222.7	9329.9	9329.9	5107.6	9329.9	9329.9	0.0	0.0	0.0	45.3	1	2011
30	10	4	73.8	15224.5	15224.5	7446.2	15224.5	15224.5	0.0	0.0	0.0	51.1	1	2843
30	10	5	1288.5	14665.7	14665.7	7183.9	14665.7	14665.7	0.0	0.0	0.0	51.0	1	43768
30	15	1	30.5	10085.3	10085.3	4987.7	10085.3	10085.3	0.0	0.0	0.0	50.5	1	5685
30	15	2	35.9	10658.1	10658.1	6108.2	10658.1	10658.1	0.0	0.0	0.0	42.7	1	8781
30	15	3	19.5	8466.4	8466.4	4447.6	8466.4	8466.4	0.0	0.0	0.0	47.5	1	2377
30	15	4	14.2	9980.5	9980.2	6027.4	9980.5	9980.5	0.0	0.0	0.0	39.6	1	347
30	15	5	13.7	9687.3	9687.3	5553.1	9687.3	9687.3	0.0	0.0	0.0	42.7	1	454
40	10	1	3600.7	14500.9	13814.5	6302.4	14500.9	14500.9	4.7	4.7	0.0	56.5	0	94040
40	10	2	3603.7	12213.5	11259.1	5155.4	12213.5	12213.5	7.8	7.8	0.0	57.8	0	35736
40	10	3	824.0	11071.1	11071.1	5381.9	11071.1	11071.1	0.0	0.0	0.0	51.4	1	9141
40	10	4	274.0	9502.1	9502.1	4294.9	9502.1	9502.1	0.0	0.0	0.0	54.8	1	4495
40	10	5	3600.4	10972.0	9764.3	4805.2	10972.0	10972.1	11.0	11.0	0.0	56.2	0	40032
40	13	1	3600.6	9885.2	9750.0	5384.9	9885.2	9885.2	1.4	1.4	0.0	45.5	0	145227
40	13	2	448.1	9010.9	9010.9	5015.9	9010.9	9010.9	0.0	0.0	0.0	44.3	1	5985
40	13	3	3600.4	10645.3	10306.0	5340.0	10645.3	10645.3	3.2	3.2	0.0	49.8	0	128506
40	13	4	1447.4	8911.8	8911.8	4340.7	8911.8	8911.8	0.0	0.0	0.0	51.3	1	21556
40	13	5	3600.3	11636.1	11161.0	5300.9	11636.1	11636.1	4.1	4.1	0.0	54.4	0	80692
40	20	1	313.4	9426.4	9426.4	4913.9	9426.4	9426.4	0.0	0.0	0.0	47.9	1	3714
40	20	2	148.2	6156.3	6156.3	3244.3	6156.3	6156.3	0.0	0.0	0.0	47.3	1	2777
40	20	3	329.4	8245.3	8245.3	4057.7	8245.3	8245.3	0.0	0.0	0.0	50.8	1	4536
40	20	4	34.5	8315.2	8315.2	4813.6	8315.2	8315.2	0.0	0.0	0.0	42.1	1	6888
40	20	5	60.7	6967.8	6967.8	3912.2	6967.8	6967.8	0.0	0.0	0.0	43.9	1	7033
50	12	1	3600.4	11063.0	9672.4	5373.6	11063.0	10584.5	12.6	12.6	4.3	51.4	0	8175
50	12	2	3600.3	10872.5	9054.9	4343.6	10517.5	9871.9	16.7	13.9	9.2	58.7	0	9528
50	12	3	3600.3	10501.1	9665.6	5432.0	10501.1	10501.1	8.0	8.0	0.0	48.3	0	9636
50	12	4	3600.3	8682.3	7554.9	3856.7	8653.6	8653.6	13.0	12.7	0.3	55.4	0	10552
50	12	5	3600.2	9576.8	8403.9	4455.9	9521.1	9186.5	12.2	11.7	4.1	53.2	0	13137
50	16	1	2511.1	8693.5	8693.5	4584.7	8693.5	8693.5	0.0	0.0	0.0	47.3	1	15790
50	16	2	2476.2	5966.4	5966.4	2923.1	5966.4	5966.4	0.0	0.0	0.0	51.0	1	18136
50	16	3	3600.6	9239.6	8816.2	4706.2	9239.6	9239.6	4.6	4.6	0.0	49.1	0	11590
50	16	4	3600.2	7453.7	7048.4	3632.3	7453.7	7453.7	5.4	5.4	0.0	51.3	0	20520
50	16	5	3600.4	6961.2	6204.4	3213.4	6924.8	6924.8	10.9	10.4	0.5	53.6	0	20968
50	25	1	204.8	5561.8	5561.8	3106.5	5561.8	5561.8	0.0	0.0	0.0	44.1	1	2501
50	25	2	328.9	6891.1	6891.1	4073.8	6891.1	6891.1	0.0	0.0	0.0	40.9	1	5674
50	25	3	198.4	5582.7	5582.7	3320.2	5582.7	5582.7	0.0	0.0	0.0	40.5	1	6625
50	25	4	1414.9	5900.7	5900.7	3237.2	5900.7	5900.7	0.0	0.0	0.0	45.1	1	40060
50	25	5	251.3	6372.0	6372.0	3536.6	6372.0	6372.0	0.0	0.0	0.0	44.5	1	2097

Table 101: Summary results table for model OMT F2 Flow covering

N	p	#	CPU	GBUR	GBUL	GUBL	GUL	nod
20	5	5	29.9	53.4	0.0	0.0	0.0	5321
20	6	5	42.3	52.7	0.0	0.0	0.0	2632
20	10	5	10.0	44.5	0.0	0.0	0.0	1671
30	7	5	563.9	54.5	0.0	0.0	0.0	13745
30	10	5	365.9	48.2	0.0	0.0	0.0	10557
30	15	5	22.8	44.6	0.0	0.0	0.0	3529
40	10	2	2380.6	55.3	4.7	0.0	4.7	36689
40	13	2	2539.4	49.1	1.7	0.0	1.7	76393
40	20	5	177.2	46.4	0.0	0.0	0.0	4990
50	12	0	3600.3	53.4	11.8	3.6	12.5	10206
50	16	2	3157.7	50.5	4.1	0.1	4.2	17401
50	25	5	479.7	43.0	0.0	0.0	0.0	11391

Table 102: Instances results table for model OMT F2 KM covering

N	p	ins	CPU	objU	objL	objR	BobjU	BobjL	gUL	gBUL	gUBL	gBUR	opt	nod
20	5	1	96.8	24444.4	24444.4	11628.1	24444.4	24444.4	0.0	0.0	0.0	52.4	1	10156
20	5	2	108.0	26585.3	26585.3	13320.5	26585.3	26585.3	0.0	0.0	0.0	49.9	1	5736
20	5	3	192.7	26159.6	26159.6	11682.6	26159.6	26159.6	0.0	0.0	0.0	55.3	1	7561
20	5	4	119.1	16558.9	16558.9	6951.0	16558.9	16558.9	0.0	0.0	0.0	58.0	1	6036
20	5	5	96.3	29165.6	29165.6	14127.3	29165.6	29165.6	0.0	0.0	0.0	51.6	1	5305
20	6	1	206.1	22562.4	22562.4	10139.9	22562.4	22562.4	0.0	0.0	0.0	55.1	1	2073
20	6	2	4.2	20183.5	20183.5	10220.2	20183.5	20183.5	0.0	0.0	0.0	49.4	1	1
20	6	3	146.6	25238.2	25238.2	12124.6	25238.2	25238.2	0.0	0.0	0.0	52.0	1	2883
20	6	4	159.8	20161.1	20161.1	9580.3	20161.1	20161.1	0.0	0.0	0.0	52.5	1	2448
20	6	5	266.0	27296.4	27296.4	12384.4	27296.4	27296.4	0.0	0.0	0.0	54.6	1	1982
20	10	1	18.1	15074.8	15074.8	8445.0	15074.8	15074.8	0.0	0.0	0.0	44.0	1	172
20	10	2	13.4	18092.9	18092.9	9917.5	18092.9	18092.9	0.0	0.0	0.0	45.2	1	81
20	10	3	10.3	14169.6	14169.6	7261.8	14169.6	14169.6	0.0	0.0	0.0	48.8	1	104
20	10	4	5.4	19027.0	19027.0	10680.8	19027.0	19027.0	0.0	0.0	0.0	43.9	1	1
20	10	5	3.3	9742.5	9742.5	5785.7	9742.5	9742.5	0.0	0.0	0.0	40.6	1	1
30	7	1	2656.9	15759.0	15759.0	7366.4	15759.0	15759.0	0.0	0.0	0.0	53.3	1	2950
30	7	2	2262.8	17867.0	17867.0	7335.1	17867.0	17867.0	0.0	0.0	0.0	59.0	1	3275
30	7	3	1812.7	15619.6	15619.6	7474.4	15619.6	15619.6	0.0	0.0	0.0	52.1	1	4336
30	7	4	2915.1	18356.9	18356.9	9136.9	18356.9	18356.9	0.0	0.0	0.0	50.2	1	5770
30	7	5	3600.1	15460.6	14995.6	6495.7	15460.6	15460.6	3.0	3.0	0.0	58.0	0	4724
30	10	1	767.8	12598.8	12598.8	6404.5	12598.8	12598.8	0.0	0.0	0.0	49.2	1	2443
30	10	2	818.5	9620.6	9620.6	5334.9	9620.6	9620.6	0.0	0.0	0.0	44.5	1	2449
30	10	3	1278.7	9329.9	9329.9	5107.6	9329.9	9329.9	0.0	0.0	0.0	45.3	1	2391
30	10	4	1948.0	15224.5	15224.5	7446.2	15224.5	15224.5	0.0	0.0	0.0	51.1	1	1965
30	10	5	1569.5	14665.7	14665.7	7183.9	14665.7	14665.7	0.0	0.0	0.0	51.0	1	4451
30	15	1	53.9	10085.3	10085.3	4987.7	10085.3	10085.3	0.0	0.0	0.0	50.5	1	395
30	15	2	22.8	10658.1	10658.1	6108.2	10658.1	10658.1	0.0	0.0	0.0	42.7	1	117
30	15	3	50.7	8466.4	8466.4	4447.6	8466.4	8466.4	0.0	0.0	0.0	47.5	1	1670
30	15	4	19.2	9980.5	9979.6	6027.4	9980.5	9980.5	0.0	0.0	0.0	39.6	1	241
30	15	5	52.8	9687.3	9687.3	5553.1	9687.3	9687.3	0.0	0.0	0.0	42.7	1	124
40	10	1	3600.4	14500.9	11433.4	6302.4	14500.9	14500.9	21.1	21.1	0.0	56.5	0	1476
40	10	2	3600.4	12213.5	9548.9	5155.4	12213.5	12213.5	21.8	21.8	0.0	57.8	0	1133
40	10	3	3600.4	11071.1	9674.1	5381.9	11071.1	11071.1	12.6	12.6	0.0	51.4	0	1850
40	10	4	3600.2	9502.0	8461.5	4294.9	9502.0	9502.0	10.9	10.9	0.0	54.8	0	1954
40	10	5	3600.4	10972.1	8825.6	4805.2	10972.1	10972.1	19.6	19.6	0.0	56.2	0	1712
40	13	1	3600.4	9885.2	8713.8	5384.9	9885.2	9885.2	11.8	11.8	0.0	45.5	0	889
40	13	2	3600.2	9010.9	8511.7	5015.9	9010.9	9010.9	5.5	5.5	0.0	44.3	0	1966
40	13	3	3600.4	10645.3	9376.4	5340.0	10645.3	10645.3	11.9	11.9	0.0	49.8	0	968
40	13	4	3600.2	8911.8	7656.7	4340.7	8911.8	8911.8	14.1	14.1	0.0	51.3	0	1816
40	13	5	3600.3	11636.1	10140.5	5300.9	11636.1	11636.1	12.8	12.8	0.0	54.4	0	1793
40	20	1	2388.5	9426.4	9426.4	4913.9	9426.4	9426.4	0.0	0.0	0.0	47.9	1	2371
40	20	2	2356.1	6156.3	6156.3	3244.3	6156.3	6156.3	0.0	0.0	0.0	47.3	1	3130
40	20	3	2640.2	8245.3	8245.3	4057.7	8245.3	8245.3	0.0	0.0	0.0	50.8	1	2174
40	20	4	1356.7	8315.2	8315.2	4813.6	8315.2	8315.2	0.0	0.0	0.0	42.1	1	2032
40	20	5	1195.0	6967.8	6967.8	3912.2	6967.8	6967.8	0.0	0.0	0.0	43.9	1	2090
50	12	1	3600.2	11063.0	8920.4	5373.6	11063.0	10584.5	19.4	19.4	4.3	51.4	0	18
50	12	2	3600.5	11005.2	7957.2	4343.6	10517.5	9871.9	27.7	24.3	10.3	58.7	0	15
50	12	3	3600.1	10501.1	8754.9	5432.0	10501.1	10501.1	16.6	16.6	0.0	48.3	0	1
50	12	4	3600.2	8682.3	6939.6	3856.7	8653.6	8653.6	20.1	19.8	0.3	55.4	0	16
50	12	5	3600.2	9521.1	7673.6	4455.9	9521.1	9186.5	19.4	19.4	3.5	53.2	0	1
50	16	1	3600.3	8693.5	7564.6	4584.7	8693.5	8693.5	13.0	13.0	0.0	47.3	0	218
50	16	2	3600.2	5980.2	5061.9	2923.1	5966.4	5966.4	15.4	15.2	0.2	51.0	0	34
50	16	3	3600.6	9239.6	7950.6	4706.2	9239.6	9239.6	13.9	13.9	0.0	49.1	0	15
50	16	4	3600.2	7453.7	6485.4	3632.3	7453.7	7453.7	13.0	13.0	0.0	51.3	0	144
50	16	5	3600.2	6961.2	5813.1	3213.4	6924.8	6924.8	16.5	16.0	0.5	53.6	0	184
50	25	1	3533.5	5561.8	5561.8	3106.5	5561.8	5561.8	0.0	0.0	0.0	44.1	1	1908
50	25	2	2672.8	6891.1	6891.1	4073.8	6891.1	6891.1	0.0	0.0	0.0	40.9	1	2534
50	25	3	2063.5	5582.7	5582.7	3320.2	5582.7	5582.7	0.0	0.0	0.0	40.5	1	1421
50	25	4	3600.5	5900.7	5489.4	3237.2	5900.7	5900.7	7.0	7.0	0.0	45.1	0	749
50	25	5	3600.7	6372.0	5968.5	3536.6	6372.0	6372.0	6.3	6.3	0.0	44.5	0	1067

Table 103: Summary results table for model OMT F2 KM covering

N	p	#	CPU	GBUR	GBUL	GUBL	GUL	nod
20	5	5	122.6	53.4	0.0	0.0	0.0	6959
20	6	5	156.5	52.7	0.0	0.0	0.0	1877
20	10	5	10.1	44.5	0.0	0.0	0.0	72
30	7	4	2649.5	54.5	0.6	0.0	0.6	4211
30	10	5	1276.5	48.2	0.0	0.0	0.0	2740
30	15	5	39.9	44.6	0.0	0.0	0.0	509
40	10	0	3600.4	55.3	17.2	0.0	17.2	1625
40	13	0	3600.3	49.1	11.2	0.0	11.2	1486
40	20	5	1987.3	46.4	0.0	0.0	0.0	2359
50	12	0	3600.2	53.4	19.9	3.7	20.6	10
50	16	0	3600.3	50.5	14.2	0.1	14.4	119
50	25	3	3094.2	43.0	2.7	0.0	2.7	1536

Table 104: Instances results table for model OMT F2 Subelim (2) covering

N	p	ins	CPU	objU	objL	objR	BobjU	BobjL	gUL	gBUL	gUBL	gBUR	opt	nod
20	5	1	22.0	24444.4	24444.4	11628.1	24444.4	24444.4	0.0	0.0	0.0	52.4	1	6182
20	5	2	20.5	26585.3	26585.3	13320.5	26585.3	26585.3	0.0	0.0	0.0	49.9	1	10858
20	5	3	33.5	26159.6	26159.6	11682.6	26159.6	26159.6	0.0	0.0	0.0	55.3	1	14106
20	5	4	14.5	16558.9	16558.9	6951.0	16558.9	16558.9	0.0	0.0	0.0	58.0	1	5909
20	5	5	27.6	29165.6	29165.6	14127.3	29165.6	29165.6	0.0	0.0	0.0	51.6	1	3050
20	6	1	57.9	22562.4	22562.4	10139.9	22562.4	22562.4	0.0	0.0	0.0	55.1	1	3848
20	6	2	3.0	20183.5	20183.5	10220.2	20183.5	20183.5	0.0	0.0	0.0	49.4	1	1
20	6	3	36.0	25238.2	25238.2	12124.6	25238.2	25238.2	0.0	0.0	0.0	52.0	1	3335
20	6	4	19.3	20161.1	20161.1	9580.3	20161.1	20161.1	0.0	0.0	0.0	52.5	1	2625
20	6	5	30.7	27296.4	27296.4	12384.4	27296.4	27296.4	0.0	0.0	0.0	54.6	1	2916
20	10	1	5.4	15074.8	15074.8	8445.0	15074.8	15074.8	0.0	0.0	0.0	44.0	1	2542
20	10	2	17.2	18092.9	18092.9	9917.5	18092.9	18092.9	0.0	0.0	0.0	45.2	1	3703
20	10	3	4.8	14169.6	14169.6	7261.8	14169.6	14169.6	0.0	0.0	0.0	48.8	1	916
20	10	4	3.9	19027.0	19027.0	10680.8	19027.0	19027.0	0.0	0.0	0.0	43.9	1	111
20	10	5	1.9	9742.5	9742.5	5785.7	9742.5	9742.5	0.0	0.0	0.0	40.6	1	1
30	7	1	169.1	15759.0	15759.0	7366.4	15759.0	15759.0	0.0	0.0	0.0	53.3	1	4207
30	7	2	170.2	17867.0	17867.0	7335.1	17867.0	17867.0	0.0	0.0	0.0	59.0	1	4067
30	7	3	122.8	15619.6	15619.6	7474.4	15619.6	15619.6	0.0	0.0	0.0	52.1	1	5135
30	7	4	372.1	18356.9	18356.9	9136.9	18356.9	18356.9	0.0	0.0	0.0	50.2	1	16340
30	7	5	802.2	15460.6	15460.6	6495.7	15460.6	15460.6	0.0	0.0	0.0	58.0	1	44097
30	10	1	25.3	12598.8	12598.8	6404.5	12598.8	12598.8	0.0	0.0	0.0	49.2	1	3245
30	10	2	47.8	9620.6	9620.6	5334.9	9620.6	9620.6	0.0	0.0	0.0	44.5	1	2879
30	10	3	87.7	9329.9	9329.9	5107.6	9329.9	9329.9	0.0	0.0	0.0	45.3	1	2996
30	10	4	118.6	15224.5	15224.5	7446.2	15224.5	15224.5	0.0	0.0	0.0	51.1	1	3378
30	10	5	517.0	14665.7	14665.7	7183.9	14665.7	14665.7	0.0	0.0	0.0	51.0	1	54578
30	15	1	77.5	10085.3	10085.3	4987.7	10085.3	10085.3	0.0	0.0	0.0	50.5	1	2415
30	15	2	89.3	10658.1	10658.1	6108.2	10658.1	10658.1	0.0	0.0	0.0	42.7	1	5470
30	15	3	16.7	8466.4	8466.4	4447.6	8466.4	8466.4	0.0	0.0	0.0	47.5	1	3613
30	15	4	20.8	9980.5	9980.5	6027.4	9980.5	9980.5	0.0	0.0	0.0	39.6	1	1637
30	15	5	10.6	9687.3	9687.3	5553.1	9687.3	9687.3	0.0	0.0	0.0	42.7	1	589
40	10	1	3600.3	14500.9	13876.5	6302.4	14500.9	14500.9	4.3	4.3	0.0	56.5	0	134757
40	10	2	3600.6	12213.5	12075.0	5155.4	12213.5	12213.5	1.1	1.1	0.0	57.8	0	111338
40	10	3	595.6	11071.1	11071.1	5381.9	11071.1	11071.1	0.0	0.0	0.0	51.4	1	14902
40	10	4	441.9	9502.1	9502.1	4294.9	9502.1	9502.1	0.0	0.0	0.0	54.8	1	3734
40	10	5	3600.4	10972.1	10498.4	4805.2	10972.0	10972.1	4.3	4.3	0.0	56.2	0	106148
40	13	1	2947.1	9885.2	9885.2	5384.9	9885.2	9885.2	0.0	0.0	0.0	45.5	1	92788
40	13	2	382.4	9010.9	9010.9	5015.9	9010.9	9010.9	0.0	0.0	0.0	44.3	1	8480
40	13	3	3600.5	10645.3	10520.1	5340.0	10645.3	10645.3	1.2	1.2	0.0	49.8	0	108946
40	13	4	1041.4	8911.8	8911.8	4340.7	8911.8	8911.8	0.0	0.0	0.0	51.3	1	27629
40	13	5	3600.4	11636.1	11037.9	5300.9	11636.1	11636.1	5.1	5.1	0.0	54.4	0	92423
40	20	1	225.3	9426.4	9426.4	4913.9	9426.4	9426.4	0.0	0.0	0.0	47.9	1	6134
40	20	2	117.3	6156.3	6156.3	3244.3	6156.3	6156.3	0.0	0.0	0.0	47.3	1	3425
40	20	3	226.0	8245.3	8245.3	4057.7	8245.3	8245.3	0.0	0.0	0.0	50.8	1	9306
40	20	4	100.3	8315.2	8315.2	4813.6	8315.2	8315.2	0.0	0.0	0.0	42.1	1	1342
40	20	5	118.8	6967.8	6967.8	3912.2	6967.8	6967.8	0.0	0.0	0.0	43.9	1	3167
50	12	1	3600.3	11117.1	10204.2	5373.6	11063.0	10584.5	8.2	7.8	4.8	51.4	0	27041
50	12	2	3600.4	10933.4	9561.8	4343.6	10517.5	9871.9	12.6	9.1	9.7	58.7	0	32640
50	12	3	3600.3	11222.7	9538.9	5432.0	10501.1	10501.1	15.0	9.2	6.4	48.3	0	22088
50	12	4	3600.2	8682.3	7770.4	3856.7	8653.6	8653.6	10.5	10.2	0.3	55.4	0	29787
50	12	5	3600.4	9576.8	8666.3	4455.9	9521.1	9186.5	9.5	9.0	4.1	53.2	0	37287
50	16	1	3600.3	8697.4	8337.3	4584.7	8693.5	8693.5	4.1	4.1	0.0	47.3	0	31096
50	16	2	3600.2	5966.4	5803.3	2923.1	5966.4	5966.4	2.7	2.7	0.0	51.0	0	34788
50	16	3	3600.2	9239.6	8969.1	4706.2	9239.6	9239.6	2.9	2.9	0.0	49.1	0	25732
50	16	4	3600.2	8422.4	6796.9	3632.3	7453.7	7453.7	19.3	8.8	11.5	51.3	0	31306
50	16	5	3600.1	8893.5	6097.1	3213.4	6924.8	6924.8	31.4	11.9	22.1	53.6	0	40862
50	25	1	426.3	5561.8	5561.8	3106.5	5561.8	5561.8	0.0	0.0	0.0	44.1	1	2567
50	25	2	944.6	6891.1	6891.1	4073.8	6891.1	6891.1	0.0	0.0	0.0	40.9	1	12392
50	25	3	410.1	5582.7	5582.7	3320.2	5582.7	5582.7	0.0	0.0	0.0	40.5	1	3755
50	25	4	924.3	5900.7	5900.7	3237.2	5900.7	5900.7	0.0	0.0	0.0	45.1	1	21798
50	25	5	258.8	6372.0	6372.0	3536.6	6372.0	6372.0	0.0	0.0	0.0	44.5	1	1834

Table 105: Summary results table for model OMT F2 Subelim (2) covering

N	p	#	CPU	GBUR	GBUL	GUBL	GUL	nod
20	5	5	23.6	53.4	0.0	0.0	0.0	8021
20	6	5	29.4	52.7	0.0	0.0	0.0	2545
20	10	5	6.6	44.5	0.0	0.0	0.0	1455
30	7	5	327.3	54.5	0.0	0.0	0.0	14769
30	10	5	159.3	48.2	0.0	0.0	0.0	13415
30	15	5	43.0	44.6	0.0	0.0	0.0	2745
40	10	2	2367.8	55.3	1.9	0.0	1.9	74176
40	13	3	2314.4	49.1	1.3	0.0	1.3	66053
40	20	5	157.5	46.4	0.0	0.0	0.0	4675
50	12	0	3600.3	53.4	9.1	5.1	11.2	29769
50	16	0	3600.2	50.5	6.1	6.7	12.1	32757
50	25	5	592.8	43.0	0.0	0.0	0.0	8469

Table 106: Instances results table for model OMT Benders modern Kruskal covering

N	p	ins	CPU	objU	objL	objR	BobjU	BobjL	gUL	gBUL	gUBL	gBUR	opt	nod
20	5	1	504.6	24444.4	24444.4	5459.2	24444.4	24444.4	0.0	0.0	0.0	77.7	1	465124
20	5	2	406.8	26585.3	26585.3	6947.0	26585.3	26585.3	0.0	0.0	0.0	73.9	1	402179
20	5	3	755.5	26159.6	26159.6	5859.3	26159.6	26159.6	0.0	0.0	0.0	77.6	1	547956
20	5	4	507.7	16558.9	16558.9	3801.4	16558.9	16558.9	0.0	0.0	0.0	77.0	1	376109
20	5	5	1114.9	29165.6	29165.6	7835.4	29165.6	29165.6	0.0	0.0	0.0	73.1	1	799871
20	6	1	3600.2	22562.4	17182.0	4648.1	22562.4	22562.4	23.9	23.9	0.0	79.4	0	1376894
20	6	2	556.8	20183.5	20183.5	6014.2	20183.5	20183.5	0.0	0.0	0.0	70.2	1	538047
20	6	3	3600.1	25238.2	19958.2	5204.0	25238.2	25238.2	20.9	20.9	0.0	79.4	0	1503086
20	6	4	3600.1	20161.1	16480.8	4394.6	20161.1	20161.1	18.2	18.2	0.0	78.2	0	1621543
20	6	5	3600.1	27308.9	19276.1	5184.1	27296.4	27296.4	29.4	29.4	0.0	81.0	0	1784615
20	10	1	3600.2	15238.6	7763.9	2419.6	15074.8	15074.8	49.0	48.5	1.1	84.0	0	564542
20	10	2	3600.3	18422.2	9521.8	2372.4	18092.9	18092.9	48.3	47.4	1.8	86.9	0	669852
20	10	3	3600.1	14428.7	7399.6	1828.8	14169.6	14169.6	48.7	47.8	1.8	87.1	0	618889
20	10	4	3600.2	20029.0	10057.3	2316.8	19027.0	19027.0	49.8	47.1	5.0	87.8	0	535104
20	10	5	3600.2	9742.5	5256.0	806.2	9742.5	9742.5	46.0	46.0	0.0	91.7	0	695516
30	7	1	3600.1	17431.5	10498.1	3461.6	15759.0	15759.0	39.8	33.4	9.6	78.0	0	454275
30	7	2	3600.2	20822.8	11568.3	4139.3	17867.0	17867.0	44.4	35.2	14.2	76.8	0	389155
30	7	3	3600.2	17202.8	10798.1	4202.6	15619.6	15619.6	37.2	30.9	9.2	73.1	0	398114
30	7	4	3600.1	20464.5	11429.0	4464.4	18356.9	18356.9	44.1	37.7	10.3	75.7	0	409351
30	7	5	3600.2	16136.4	9465.5	3479.7	15460.6	15460.6	41.3	38.8	4.2	77.5	0	468779
30	10	1	3600.4	15351.4	8045.0	2800.6	12598.8	12598.8	47.6	36.1	17.9	77.8	0	375580
30	10	2	3600.2	11688.7	4992.1	1911.3	9620.6	9620.6	57.3	48.1	17.7	80.1	0	547219
30	10	3	3600.2	10581.4	5170.6	1887.8	9329.9	9329.9	51.1	44.6	11.8	79.8	0	332561
30	10	4	3600.3	17639.1	9385.9	3146.7	15224.5	15224.5	46.8	38.4	13.7	79.3	0	355617
30	10	5	3600.7	15955.8	7664.7	2907.3	14665.7	14665.7	52.0	47.7	8.1	80.2	0	357914
30	15	1	3600.3	12584.3	3246.5	912.7	10085.3	10085.3	74.2	67.8	19.9	91.0	0	458908
30	15	2	3600.8	11289.2	3526.3	1018.6	10658.1	10658.1	68.8	66.9	5.6	90.4	0	387267
30	15	3	3600.5	9565.3	2775.1	709.7	8466.4	8466.4	71.0	67.2	11.5	91.6	0	419922
30	15	4	3600.7	11141.9	3747.7	1096.1	9980.5	9980.5	66.4	62.5	10.4	89.0	0	516306
30	15	5	3600.5	11549.2	4258.1	1192.2	9687.3	9687.3	63.1	56.0	16.1	87.7	0	530796
40	10	1	3600.4	18168.6	8588.5	3838.9	14500.9	14500.9	52.7	40.8	20.2	73.5	0	374520
40	10	2	3600.3	13644.5	7386.8	2783.6	12213.5	12213.5	45.9	39.5	10.5	77.2	0	423989
40	10	3	3600.5	12624.6	7596.4	3126.0	11071.1	11071.1	39.8	31.4	12.3	71.8	0	412727
40	10	4	3600.4	10025.1	6853.4	2756.6	9502.0	9502.0	31.6	27.9	5.2	71.0	0	564940
40	10	5	3600.4	16539.7	5399.9	2338.7	10972.0	10972.0	67.3	50.8	33.7	78.7	0	413132
40	13	1	3600.7	12706.8	5322.1	2196.2	9885.2	9885.2	58.1	46.2	22.2	77.8	0	444816
40	13	2	3600.6	12031.2	5253.6	2241.2	9010.9	9010.9	56.3	41.7	25.1	75.1	0	378466
40	13	3	3600.5	12176.6	4922.5	1979.4	10645.3	10645.3	59.6	53.8	12.6	81.4	0	425848
40	13	4	3600.4	11244.6	4575.4	1734.5	8911.8	8911.8	59.3	48.7	20.8	80.5	0	405808
40	13	5	3600.5	14317.1	6528.5	2568.0	11636.1	11636.1	54.4	43.9	18.7	77.9	0	499598
40	20	1	3600.8	10554.9	3187.6	1119.3	9426.4	9426.4	69.8	66.2	10.7	88.1	0	390401
40	20	2	3601.7	7743.7	1960.0	640.6	6156.3	6156.3	74.7	68.2	20.5	89.6	0	310426
40	20	3	3600.8	10148.3	2677.4	878.1	8245.3	8245.3	73.6	67.5	18.8	89.3	0	324329
40	20	4	3605.8	8606.8	2887.2	1002.8	8315.2	8315.2	66.4	65.3	3.4	87.9	0	341763
40	20	5	3601.4	8511.4	2488.8	813.2	6967.8	6967.8	70.8	64.3	18.1	88.3	0	319245
50	12	1	3600.2	15117.6	6000.7	2881.5	11063.0	10584.5	60.3	45.8	30.0	74.0	0	88359
50	12	2	3600.4	13664.2	5319.3	2275.6	10517.5	9871.9	61.1	49.4	27.8	78.4	0	88267
50	12	3	3600.4	13180.5	5362.9	2652.7	10501.1	10501.1	59.3	48.9	20.3	74.7	0	67623
50	12	4	3600.6	11842.1	4954.9	2159.6	8653.6	8653.6	58.2	42.7	26.9	75.0	0	101951
50	12	5	3600.5	14716.6	4884.8	2067.8	9521.1	9186.5	66.8	48.7	37.6	78.3	0	90809
50	16	1	3600.3	12318.9	4865.0	2058.3	8693.5	8693.5	60.5	44.0	29.4	76.3	0	108755
50	16	2	3600.4	9288.0	2881.8	1104.4	5966.4	5966.4	69.0	51.7	35.8	81.5	0	121966
50	16	3	3600.6	14928.0	4536.8	1845.8	9239.6	9239.6	69.6	50.9	38.1	80.0	0	110718
50	16	4	3601.0	10238.4	4178.9	1663.3	7453.7	7453.7	59.2	43.9	27.2	77.7	0	104287
50	16	5	3601.1	10098.5	3833.1	1504.9	6924.8	6924.8	62.0	44.6	31.4	78.3	0	125289
50	25	1	3601.1	6871.5	1606.4	579.1	5561.8	5561.8	76.6	71.1	19.1	89.6	0	211163
50	25	2	3600.9	8342.4	2390.1	884.8	6891.1	6891.1	71.3	65.3	17.4	87.2	0	188988
50	25	3	3600.9	6951.8	1835.8	741.7	5582.7	5582.7	73.6	67.1	19.7	86.7	0	130037
50	25	4	3602.1	7618.1	1820.4	636.9	5900.7	5900.7	76.1	69.2	22.5	89.2	0	119055
50	25	5	3601.9	8310.4	2022.4	686.8	6372.0	6372.0	75.7	68.3	23.3	89.2	0	124513

Table 107: Summary results table for model OMT Benders modern Kruskal covering

N	p	#	CPU	GBUR	GBUL	GUBL	GUL	nod
20	5	5	657.9	75.9	0.0	0.0	0.0	518248
20	6	1	2991.5	77.6	18.5	0.0	18.5	1364837
20	10	0	3600.2	87.5	47.4	1.9	48.4	616781
30	7	0	3600.2	76.2	35.2	9.5	41.4	423935
30	10	0	3600.4	79.4	43.0	13.8	51.0	393778
30	15	0	3600.6	89.9	64.1	12.7	68.7	462640
40	10	0	3600.4	74.4	38.1	16.4	47.5	438042
40	13	0	3600.5	78.5	46.9	19.9	57.5	430907
40	20	0	3602.1	88.6	66.3	14.3	71.1	337233
50	12	0	3600.4	76.1	47.1	28.5	61.1	87402
50	16	0	3600.7	78.8	47.0	32.4	64.1	114203
50	25	0	3601.4	88.4	68.2	20.4	74.7	154751

Table 108: Instances results table for model OMT Benders modern KM covering

N	p	ins	CPU	objU	objL	objR	BobjU	BobjL	gUL	gBUL	gUBL	gBUR	opt	nod
20	5	1	326.7	24444.4	24444.4	5459.2	24444.4	24444.4	0.0	0.0	0.0	77.7	1	71945
20	5	2	225.9	26585.3	26585.3	6947.0	26585.3	26585.3	0.0	0.0	0.0	73.9	1	69912
20	5	3	354.7	26159.6	26159.6	5859.3	26159.6	26159.6	0.0	0.0	0.0	77.6	1	128455
20	5	4	554.8	16558.9	16558.9	3801.4	16558.9	16558.9	0.0	0.0	0.0	77.0	1	124858
20	5	5	216.0	29165.6	29165.6	7835.4	29165.6	29165.6	0.0	0.0	0.0	73.1	1	51432
20	6	1	1059.8	22562.4	22562.4	4648.1	22562.4	22562.4	0.0	0.0	0.0	79.4	1	200535
20	6	2	114.8	20183.5	20183.5	6014.2	20183.5	20183.5	0.0	0.0	0.0	70.2	1	16616
20	6	3	719.2	25238.2	25238.2	5204.0	25238.2	25238.2	0.0	0.0	0.0	79.4	1	157015
20	6	4	503.1	20161.1	20161.1	4394.6	20161.1	20161.1	0.0	0.0	0.0	78.2	1	79660
20	6	5	764.2	27296.4	27296.4	5184.1	27296.4	27296.4	0.0	0.0	0.0	81.0	1	168476
20	10	1	2441.5	15074.8	15074.8	2419.6	15074.8	15074.8	0.0	0.0	0.0	84.0	1	132179
20	10	2	1592.7	18092.9	18092.9	2372.4	18092.9	18092.9	0.0	0.0	0.0	86.9	1	57014
20	10	3	3318.0	14169.6	14169.6	1828.8	14169.6	14169.6	0.0	0.0	0.0	87.1	1	121373
20	10	4	1582.6	19027.0	19027.0	2316.8	19027.0	19027.0	0.0	0.0	0.0	87.8	1	52828
20	10	5	1205.6	9742.5	9742.5	806.2	9742.5	9742.5	0.0	0.0	0.0	91.7	1	53749
30	7	1	3600.1	21709.5	9379.9	3461.6	15759.0	15759.0	56.8	40.5	27.4	78.0	0	109998
30	7	2	3616.7	22182.8	10355.2	4139.3	17867.0	17867.0	53.3	42.0	19.5	76.8	0	45455
30	7	3	3618.9	19091.3	9972.4	4202.6	15619.6	15619.6	47.8	36.1	18.2	73.1	0	55983
30	7	4	3600.8	22515.6	10671.2	4464.4	18356.9	18356.9	52.6	41.9	18.5	75.7	0	68539
30	7	5	3616.2	17656.7	9018.0	3479.7	15460.6	15460.6	48.9	41.7	12.4	77.5	0	66204
30	10	1	3637.8	15596.8	7640.1	2800.6	12598.8	12598.8	51.0	39.4	19.2	77.8	0	19619
30	10	2	3608.2	12262.6	4726.6	1911.3	9620.6	9620.6	61.5	50.9	21.5	80.1	0	25165
30	10	3	3624.9	12775.6	4742.7	1887.8	9329.9	9329.9	62.9	49.2	27.0	79.8	0	23316
30	10	4	3605.2	17963.8	8815.2	3146.7	15224.5	15224.5	50.9	42.1	15.2	79.3	0	21408
30	10	5	3670.3	17059.6	7279.0	2907.3	14665.7	14665.7	57.3	50.4	14.0	80.2	0	12256
30	15	1	3782.0	13486.4	3302.8	912.7	10085.3	10085.3	75.5	67.2	25.2	91.0	0	28264
30	15	2	3635.1	11718.2	4180.3	1018.6	10658.1	10658.1	64.3	60.8	9.1	90.4	0	36405
30	15	3	3656.9	9851.5	2878.1	709.7	8466.4	8466.4	70.8	66.0	14.1	91.6	0	48747
30	15	4	3656.8	12404.9	3958.4	1096.1	9980.5	9980.5	68.1	60.3	19.5	89.0	0	28689
30	15	5	3683.9	12502.2	4515.3	1192.2	9687.3	9687.3	63.9	53.4	22.5	87.7	0	52786
40	10	1	3601.3	17715.1	8382.3	3838.9	14500.9	14500.9	52.7	42.2	18.1	73.5	0	86598
40	10	2	3602.9	15468.7	6984.3	2783.6	12213.5	12213.5	54.9	42.8	21.0	77.2	0	105092
40	10	3	3667.4	14673.8	7460.2	3126.0	11071.1	11071.1	49.2	32.6	24.6	71.8	0	76350
40	10	4	3606.2	10424.1	6563.8	2756.6	9502.0	9502.0	37.0	30.9	8.8	71.0	0	76500
40	10	5	3653.9	17016.3	5286.4	2333.7	10972.0	10972.1	68.9	51.8	35.5	78.7	0	89285
40	13	1	3638.9	13814.7	5153.3	2196.2	9885.2	9885.2	62.7	47.9	28.4	77.8	0	20484
40	13	2	3659.8	13261.1	5098.8	2241.2	9010.9	9010.9	61.5	43.4	32.0	75.1	0	44154
40	13	3	3652.6	13377.2	4738.7	1979.4	10645.3	10645.3	64.6	55.5	20.4	81.4	0	22872
40	13	4	3637.5	12070.7	4332.8	1734.5	8911.8	8911.8	64.1	51.4	26.2	80.5	0	27811
40	13	5	3751.0	14761.8	6189.0	2568.0	11636.1	11636.1	58.1	46.8	21.2	77.9	0	36048
40	20	1	3758.4	11434.2	3108.8	1119.3	9426.4	9426.4	72.8	67.0	17.6	88.1	0	12291
40	20	2	3713.0	8571.2	1815.9	640.6	6156.3	6156.3	78.8	70.5	28.2	89.6	0	9804
40	20	3	3607.1	11174.6	2763.2	878.1	8245.3	8245.3	75.3	66.5	26.2	89.3	0	13729
40	20	4	3760.3	8745.3	3014.7	1002.8	8315.2	8315.2	65.5	63.7	4.9	87.9	0	12159
40	20	5	3676.4	9670.8	2427.9	813.2	6967.8	6967.8	74.9	65.2	28.0	88.3	0	7036
50	12	1	4002.5	15806.5	5672.1	2881.5	11063.0	10584.5	64.1	48.7	33.0	74.0	0	9597
50	12	2	3713.9	15901.4	4861.4	2275.6	10517.5	9871.9	69.4	53.8	37.9	78.4	0	4987
50	12	3	3600.2	12647.2	5204.8	2652.7	10501.1	10501.1	58.9	50.4	17.0	74.7	0	3962
50	12	4	3786.0	12573.3	4711.1	2159.6	8653.6	8653.6	62.5	45.6	31.2	75.0	0	4712
50	12	5	3657.9	16504.6	4574.8	2067.8	9521.1	9186.5	72.3	52.0	44.3	78.3	0	7382
50	16	1	3677.1		4532.4	2058.3	8693.5	8693.5		47.9		76.3	0	2860
50	16	2	3621.0	10497.0	2647.7	1104.4	5966.4	5966.4	74.8	55.6	43.2	81.5	0	1859
50	16	3	3640.9	17836.4	4215.2	1845.8	9239.6	9239.6	76.4	54.4	48.2	80.0	0	2073
50	16	4	3802.1	11284.6	3923.6	1663.3	7453.7	7453.7	65.2	47.4	34.0	77.7	0	3501
50	16	5	3701.9	13360.0	3645.6	1504.9	6924.8	6924.8	72.7	47.4	48.2	78.3	0	2959
50	25	1	3866.6		1605.5	579.1	5561.8	5561.8		71.1		89.6	0	22
50	25	2	3629.5		2332.9	884.8	6891.1	6891.1		66.2		87.2	0	1472
50	25	3	3601.2		1827.9	741.7	5582.7	5582.7		67.3		86.7	0	388
50	25	4	4294.5		1789.0	636.9	5900.7	5900.7		69.7		89.2	0	530
50	25	5	3859.5	9491.1	1961.0	686.8	6372.0	6372.0	79.3	69.2	32.9	89.2	0	789

Table 109: Summary results table for model OMT Benders modern KM covering

N	p	#	CPU	GBUR	GBUL	GUBL	GUL	nod
20	5	5	335.6	75.9	0.0	0.0	0.0	89320
20	6	5	632.2	77.6	0.0	0.0	0.0	124460
20	10	5	2028.1	87.5	0.0	0.0	0.0	83429
30	7	0	3610.5	76.2	40.4	19.2	51.9	69236
30	10	0	3629.3	79.4	46.4	19.4	56.7	20353
30	15	0	3682.9	89.9	61.5	18.1	68.5	38978
40	10	0	3626.3	74.4	40.1	21.6	52.5	86765
40	13	0	3668.0	78.5	49.0	25.6	62.2	30274
40	20	0	3703.0	88.6	66.6	21.0	73.5	11004
50	12	0	3752.1	76.1	50.1	32.7	65.4	6128
50	16	0	3688.6	78.8	50.5			2650
50	25	0	3850.3	88.4	68.7			640

### D.3 $k$ -trimmed mean criterion

Table 110: Instances results table for model OMT F1 MTZ

N	p	ins	CPU	objU	objL	objR	BobjU	BobjL	gUL	gBUL	gUBL	gBUR	opt	nod
20	5	1	37.0	13044.6	13044.6	4467.1	13044.6	13044.6	0.0	0.0	0.0	65.8	1	6042
20	5	2	24.2	11287.1	11287.1	6754.7	11287.1	11287.1	0.0	0.0	0.0	40.2	1	1203
20	5	3	40.4	9256.1	9256.1	4589.6	9256.1	9256.1	0.0	0.0	0.0	50.4	1	2749
20	5	4	56.8	4604.5	4604.5	2125.2	4604.5	4604.5	0.0	0.0	0.0	53.9	1	1512
20	5	5	24.8	11454.5	11454.5	6498.4	11454.5	11454.5	0.0	0.0	0.0	43.3	1	2302
20	6	1	28.1	7471.9	7471.9	3510.8	7471.9	7471.9	0.0	0.0	0.0	53.0	1	3302
20	6	2	14.6	7802.1	7802.1	4115.0	7802.1	7802.1	0.0	0.0	0.0	47.3	1	2396
20	6	3	36.5	8865.4	8865.4	3741.9	8865.4	8865.4	0.0	0.0	0.0	57.8	1	2270
20	6	4	33.6	7169.6	7169.6	3272.0	7169.6	7169.6	0.0	0.0	0.0	54.4	1	2524
20	6	5	16.9	10699.1	10699.1	3899.5	10699.1	10699.1	0.0	0.0	0.0	63.5	1	3404
20	10	1	30.0	6480.9	6480.9	4724.1	6480.9	6480.9	0.0	0.0	0.0	27.1	1	5065
20	10	2	14.5	6793.4	6793.4	4834.9	6793.4	6793.4	0.0	0.0	0.0	28.8	1	2703
20	10	3	8.4	4910.8	4910.8	3691.2	4910.8	4910.8	0.0	0.0	0.0	24.8	1	2514
20	10	4	8.6	6513.1	6513.1	4381.2	6513.1	6513.1	0.0	0.0	0.0	32.7	1	2301
20	10	5	4.7	3483.8	3483.8	2179.2	3483.8	3483.8	0.0	0.0	0.0	37.5	1	1
30	7	1	3600.1	7703.8	6093.4	2020.0	7703.8	7703.8	20.9	20.9	0.0	73.8	0	42874
30	7	2	3379.8	7418.6	7418.6	2825.6	7418.6	7418.6	0.0	0.0	0.0	61.9	1	63293
30	7	3	2918.1	7102.9	7102.9	3289.2	7102.9	7102.9	0.0	0.0	0.0	53.7	1	118768
30	7	4	3104.5	8776.1	8776.1	3604.8	8776.1	8776.1	0.0	0.0	0.0	58.9	1	80561
30	7	5	3600.1	6118.2	5228.0	1802.9	6118.2	6118.2	14.6	14.6	0.0	70.5	0	61542
30	10	1	965.9	5258.6	5258.6	2220.4	5258.6	5258.6	0.0	0.0	0.0	57.8	1	46182
30	10	2	3600.1	4569.3	4110.2	2595.2	4569.3	4569.3	10.1	10.1	0.0	43.2	0	136554
30	10	3	1393.5	4531.3	4531.3	2197.0	4531.3	4531.3	0.0	0.0	0.0	51.5	1	61252
30	10	4	2110.4	5771.4	5771.4	2450.9	5771.4	5771.4	0.0	0.0	0.0	57.5	1	99221
30	10	5	3600.1	6629.6	5950.9	3084.6	6629.6	6629.6	10.2	10.2	0.0	53.5	0	92159
30	15	1	657.4	3015.0	3015.0	1742.9	3015.0	3015.0	0.0	0.0	0.0	42.2	1	52113
30	15	2	34.9	3539.5	3539.5	2156.3	3539.5	3539.5	0.0	0.0	0.0	39.1	1	1207
30	15	3	108.3	2803.8	2803.8	1755.2	2803.8	2803.8	0.0	0.0	0.0	37.4	1	5181
30	15	4	77.3	4262.6	4262.6	2839.6	4262.6	4262.6	0.0	0.0	0.0	33.4	1	1931
30	15	5	40.6	4076.9	4076.9	2834.4	4076.9	4076.9	0.0	0.0	0.0	30.5	1	2059
40	10	1	3600.2	4831.7	3767.3	2065.4	4831.7	4831.7	22.0	22.0	0.0	57.2	0	31461
40	10	2	3600.1	4023.7	3149.2	1419.6	4023.7	4023.7	21.7	21.7	0.0	64.7	0	17624
40	10	3	3600.4	4674.1	3550.9	1815.7	4674.1	4674.1	24.0	24.0	0.0	61.1	0	31650
40	10	4	3600.3	3862.7	2929.3	1461.0	3842.4	3842.4	24.2	23.8	0.5	62.0	0	30983
40	10	5	3600.2	4508.7	3483.7	1538.1	4508.7	4508.7	22.7	22.7	0.0	65.9	0	30993
40	13	1	3600.1	5392.4	4019.5	2403.2	5199.2	5199.2	25.5	22.7	3.6	53.8	0	19637
40	13	2	3600.1	4327.3	3717.2	2472.2	4327.3	4327.3	14.1	14.1	0.0	42.9	0	21264
40	13	3	3600.1	4938.3	4032.5	1903.1	4883.7	4883.7	18.3	17.4	1.1	61.0	0	31119
40	13	4	3600.1	3564.9	3004.0	1687.7	3564.9	3564.9	15.7	15.7	0.0	52.7	0	27374
40	13	5	3600.2	5366.8	3622.8	2097.4	5141.0	5141.0	32.5	29.5	4.2	59.2	0	20773
40	20	1	3600.3	3202.8	3098.8	2311.5	3202.8	3202.8	3.2	3.2	0.0	27.8	0	44291
40	20	2	123.7	2013.4	2013.4	1292.1	2013.4	2013.4	0.0	0.0	0.0	35.8	1	1437
40	20	3	2705.9	2389.8	2389.8	1565.4	2389.8	2389.8	0.0	0.0	0.0	34.5	1	62123
40	20	4	3600.2	3483.1	3334.8	2438.9	3483.1	3483.1	4.3	4.3	0.0	30.0	0	51718
40	20	5	983.3	2715.4	2715.4	1841.6	2715.4	2715.4	0.0	0.0	0.0	32.2	1	13659
50	12	1	3600.3	5109.4	3412.8	2094.8	4655.2	4655.2	33.2	26.7	8.9	55.0	0	1383
50	12	2	3600.2	5835.0	2683.8	1388.9	3651.1	3651.1	54.0	26.5	37.4	62.0	0	1288
50	12	3	3600.3	5472.7	3920.9	2346.5	5333.2	5333.2	28.4	26.5	2.5	56.0	0	1632
50	12	4	3600.1	2875.2	2214.6	1391.4	2765.3	2765.3	23.0	19.9	3.8	49.7	0	1722
50	12	5	3600.2	4711.3	3054.8	1383.5	4256.0	4256.0	35.2	28.2	9.7	67.5	0	1417
50	16	1	3600.1	4031.6	3052.1	2003.6	3970.0	3970.0	24.3	23.1	1.5	49.5	0	4942
50	16	2	3600.1	2298.4	1799.4	811.2	2208.6	2208.6	21.7	18.5	3.9	63.3	0	2684
50	16	3	3600.1	3487.4	2966.4	1704.1	3487.4	3487.4	14.9	14.9	0.0	51.1	0	4741
50	16	4	3600.1	2798.1	2274.8	1128.8	2702.6	2702.6	18.7	15.8	3.4	58.2	0	2902
50	16	5	3600.2	2228.8	1832.9	1030.2	2228.7	2228.8	17.8	17.8	0.0	53.8	0	10278
50	25	1	3600.2	1843.2	1836.2	1232.7	1843.2	1843.2	0.4	0.4	0.0	33.1	0	19432
50	25	2	3600.2	2878.9	2614.2	2016.9	2878.9	2878.9	9.2	9.2	0.0	29.9	0	18691
50	25	3	870.0	2405.2	2405.2	1711.5	2405.2	2405.2	0.0	0.0	0.0	28.8	1	1467
50	25	4	3600.4	2234.3	2089.0	1406.5	2234.3	2234.3	6.5	6.5	0.0	37.0	0	10424
50	25	5	3600.2	2258.4	2169.3	1530.5	2258.4	2258.4	4.0	4.0	0.0	32.2	0	11796

Table 111: Summary results table for model OMT F1 MTZ

N	p	#	CPU	GBUR	GBUL	GUBL	GUL	nod
20	5	5	36.6	50.7	0.0	0.0	0.0	2762
20	6	5	25.9	55.2	0.0	0.0	0.0	2779
20	10	5	13.2	30.2	0.0	0.0	0.0	2517
30	7	3	3320.5	63.8	7.1	0.0	7.1	73408
30	10	3	2334.0	52.7	4.1	0.0	4.1	87074
30	15	5	183.7	36.5	0.0	0.0	0.0	12498
40	10	0	3600.2	62.2	22.8	0.1	22.9	28542
40	13	0	3600.1	53.9	19.9	1.8	21.2	24033
40	20	3	2202.7	32.1	1.5	0.0	1.5	34646
50	12	0	3600.2	58.0	25.6	12.5	34.8	1488
50	16	0	3600.1	55.2	18.0	1.8	19.5	5109
50	25	1	3054.2	32.2	4.0	0.0	4.0	12362



Table 112: Instances results table for model OMT F1 Flow (1)

N	p	ins	CPU	objU	objL	objR	BobjU	BobjL	gUL	gBUL	gUBL	gBUR	opt	nod
20	5	1	40.3	13044.6	13044.6	4467.1	13044.6	13044.6	0.0	0.0	0.0	65.8	1	3618
20	5	2	39.5	11287.1	11287.1	6754.7	11287.1	11287.1	0.0	0.0	0.0	40.2	1	5723
20	5	3	31.4	9256.1	9256.1	4589.6	9256.1	9256.1	0.0	0.0	0.0	50.4	1	2018
20	5	4	10.8	4604.5	4604.5	2125.2	4604.5	4604.5	0.0	0.0	0.0	53.9	1	3260
20	5	5	8.9	11454.5	11454.5	6498.4	11454.5	11454.5	0.0	0.0	0.0	43.3	1	614
20	6	1	23.8	7471.9	7471.9	3510.8	7471.9	7471.9	0.0	0.0	0.0	53.0	1	1160
20	6	2	19.1	7802.1	7802.1	4115.0	7802.1	7802.1	0.0	0.0	0.0	47.3	1	1429
20	6	3	34.8	8865.4	8865.4	3741.9	8865.4	8865.4	0.0	0.0	0.0	57.8	1	1394
20	6	4	27.1	7169.6	7169.6	3272.0	7169.6	7169.6	0.0	0.0	0.0	54.4	1	2171
20	6	5	45.7	10699.1	10699.1	3899.5	10699.1	10699.1	0.0	0.0	0.0	63.5	1	2053
20	10	1	12.6	6480.9	6480.9	4724.1	6480.9	6480.9	0.0	0.0	0.0	27.1	1	2190
20	10	2	33.7	6793.4	6793.4	4834.9	6793.4	6793.4	0.0	0.0	0.0	28.8	1	22289
20	10	3	5.9	4910.8	4910.8	3691.2	4910.8	4910.8	0.0	0.0	0.0	24.8	1	619
20	10	4	10.1	6513.1	6513.1	4381.2	6513.1	6513.1	0.0	0.0	0.0	32.7	1	1297
20	10	5	6.2	3483.8	3483.8	2179.2	3483.8	3483.8	0.0	0.0	0.0	37.5	1	1
30	7	1	3600.1	7703.8	6559.2	2020.0	7703.8	7703.8	14.9	14.9	0.0	73.8	0	126104
30	7	2	2056.3	7418.6	7418.6	2825.6	7418.6	7418.6	0.0	0.0	0.0	61.9	1	43566
30	7	3	3371.5	7102.9	7102.9	3289.2	7102.9	7102.9	0.0	0.0	0.0	53.7	1	142401
30	7	4	3600.1	8776.1	7700.7	3604.8	8776.1	8776.1	12.2	12.2	0.0	58.9	0	50155
30	7	5	3600.1	6118.2	5819.7	1802.9	6118.2	6118.2	4.9	4.9	0.0	70.5	0	80580
30	10	1	1255.5	5258.6	5258.6	2220.4	5258.6	5258.6	0.0	0.0	0.0	57.8	1	59110
30	10	2	3068.9	4569.3	4569.3	2595.2	4569.3	4569.3	0.0	0.0	0.0	43.2	1	119091
30	10	3	1488.6	4531.3	4531.3	2197.0	4531.3	4531.3	0.0	0.0	0.0	51.5	1	52739
30	10	4	695.5	5771.4	5771.4	2450.9	5771.4	5771.4	0.0	0.0	0.0	57.5	1	40559
30	10	5	3600.1	6629.6	5938.6	3084.6	6629.6	6629.6	10.4	10.4	0.0	53.5	0	176033
30	15	1	135.3	3015.0	3015.0	1742.9	3015.0	3015.0	0.0	0.0	0.0	42.2	1	10026
30	15	2	31.1	3539.5	3539.5	2156.3	3539.5	3539.5	0.0	0.0	0.0	39.1	1	1485
30	15	3	164.0	2803.8	2803.8	1755.2	2803.8	2803.8	0.0	0.0	0.0	37.4	1	7749
30	15	4	94.1	4262.6	4262.6	2839.6	4262.6	4262.6	0.0	0.0	0.0	33.4	1	1482
30	15	5	50.6	4076.9	4076.9	2834.4	4076.9	4076.9	0.0	0.0	0.0	30.5	1	1094
40	10	1	3600.2	4831.7	3899.6	2065.4	4831.7	4831.7	19.3	19.3	0.0	57.2	0	31639
40	10	2	2218.8	4023.7	4023.7	1419.6	4023.7	4023.7	0.0	0.0	0.0	64.7	1	13473
40	10	3	3600.1	4674.1	3598.7	1815.7	4674.1	4674.1	23.0	23.0	0.0	61.1	0	27665
40	10	4	3600.2	3842.4	2872.9	1461.0	3842.4	3842.4	25.2	25.2	0.0	62.0	0	21343
40	10	5	3600.1	4508.7	3402.0	1538.1	4508.7	4508.7	24.6	24.6	0.0	65.9	0	16586
40	13	1	3600.1	5199.2	4060.3	2403.2	5199.2	5199.2	21.9	21.9	0.0	53.8	0	31121
40	13	2	3600.1	4327.3	3714.2	2472.2	4327.3	4327.3	14.2	14.2	0.0	42.9	0	28011
40	13	3	3600.7	4955.3	3974.1	1903.1	4883.7	4883.7	19.8	18.6	1.4	61.0	0	21121
40	13	4	3600.2	3576.3	2935.1	1687.7	3564.9	3564.9	17.9	17.7	0.3	52.7	0	20702
40	13	5	3600.4	5366.8	3937.4	2097.4	5141.0	5141.0	26.6	23.4	4.2	59.2	0	30912
40	20	1	1125.2	3202.8	3202.8	2311.5	3202.8	3202.8	0.0	0.0	0.0	27.8	1	21029
40	20	2	159.3	2013.4	2013.4	1292.1	2013.4	2013.4	0.0	0.0	0.0	35.8	1	2088
40	20	3	1963.8	2389.8	2389.8	1565.4	2389.8	2389.8	0.0	0.0	0.0	34.5	1	26825
40	20	4	1674.1	3483.1	3483.1	2438.9	3483.1	3483.1	0.0	0.0	0.0	30.0	1	31846
40	20	5	959.5	2715.4	2715.4	1841.6	2715.4	2715.4	0.0	0.0	0.0	32.2	1	20846
50	12	1	3600.2	4655.2	3444.9	2094.8	4655.2	4655.2	26.0	26.0	0.0	55.0	0	1274
50	12	2	3600.1	3677.1	2743.5	1388.9	3651.1	3651.1	25.4	24.9	0.7	62.0	0	1577
50	12	3	3603.9	6601.2	3902.4	2346.5	5333.2	5333.2	40.9	26.8	19.2	56.0	0	2569
50	12	4	3600.2	3072.9	2236.3	1391.4	2765.3	2765.3	27.2	19.1	10.0	49.7	0	3474
50	12	5	3600.6	5279.6	3069.7	1383.5	4256.0	4256.0	41.9	27.9	19.4	67.5	0	5070
50	16	1	3600.1	4255.4	3040.6	2003.6	3970.0	3970.0	28.6	23.4	6.7	49.5	0	6454
50	16	2	3600.1	2314.8	1781.3	811.2	2208.6	2208.6	23.0	19.3	4.6	63.3	0	6343
50	16	3	3600.1	3487.4	2974.1	1704.1	3487.4	3487.4	14.7	14.7	0.0	51.1	0	1980
50	16	4	3600.1	2759.8	2227.3	1128.8	2702.6	2702.6	19.3	17.6	2.1	58.2	0	4734
50	16	5	3600.2	2228.8	1765.7	1030.2	2228.8	2228.8	20.8	20.8	0.0	53.8	0	4614
50	25	1	3600.0	1843.2	1791.2	1232.7	1843.2	1843.2	2.8	2.8	0.0	33.1	0	21099
50	25	2	3600.4	2878.9	2677.4	2016.9	2878.9	2878.9	7.0	7.0	0.0	29.9	0	21301
50	25	3	3600.3	2405.2	2260.4	1711.5	2405.2	2405.2	6.0	6.0	0.0	28.8	0	14946
50	25	4	3600.2	2234.9	2032.1	1406.5	2234.3	2234.3	9.1	9.1	0.0	37.0	0	9193
50	25	5	3600.4	2258.4	2181.9	1530.5	2258.4	2258.4	3.4	3.4	0.0	32.2	0	10028

Table 113: Summary results table for model OMT F1 Flow (1)

N	p	#	CPU	GBUR	GBUL	GUBL	GUL	nod
20	5	5	26.2	50.7	0.0	0.0	0.0	3047
20	6	5	30.1	55.2	0.0	0.0	0.0	1641
20	10	5	13.7	30.2	0.0	0.0	0.0	5279
30	7	2	3245.6	63.8	6.4	0.0	6.4	85561
30	10	4	2021.7	52.7	2.1	0.0	2.1	89506
30	15	5	95.0	36.5	0.0	0.0	0.0	4367
40	10	1	3323.9	62.2	18.4	0.0	18.4	22141
40	13	0	3600.3	53.9	19.2	1.2	20.1	26373
40	20	5	1176.4	32.1	0.0	0.0	0.0	20527
50	12	0	3601.0	58.0	24.9	9.9	32.3	2793
50	16	0	3600.1	55.2	19.2	2.7	21.3	4825
50	25	0	3600.3	32.2	5.7	0.0	5.7	15313

Table 114: Instances results table for model OMT F1 Flow (2)

N	p	ins	CPU	objU	objL	objR	BobjU	BobjL	gUL	gBUL	gUBL	gBUR	opt	nod
20	5	1	36.2	13044.6	13044.6	4651.1	13044.6	13044.6	0.0	0.0	0.0	64.3	1	3056
20	5	2	39.8	11287.1	11287.1	6754.7	11287.1	11287.1	0.0	0.0	0.0	40.2	1	3660
20	5	3	31.8	9256.1	9256.1	4589.6	9256.1	9256.1	0.0	0.0	0.0	50.4	1	2397
20	5	4	10.3	4604.5	4604.5	2254.8	4604.5	4604.5	0.0	0.0	0.0	51.0	1	1123
20	5	5	19.7	11454.5	11454.5	7177.2	11454.5	11454.5	0.0	0.0	0.0	37.3	1	4241
20	6	1	14.7	7471.9	7471.9	3676.5	7471.9	7471.9	0.0	0.0	0.0	50.8	1	3700
20	6	2	6.6	7802.1	7802.1	4381.7	7802.1	7802.1	0.0	0.0	0.0	43.8	1	787
20	6	3	35.2	8865.4	8865.4	3741.9	8865.4	8865.4	0.0	0.0	0.0	57.8	1	1829
20	6	4	30.2	7169.6	7169.6	3407.2	7169.6	7169.6	0.0	0.0	0.0	52.5	1	2377
20	6	5	31.4	10699.1	10699.1	3899.5	10699.1	10699.1	0.0	0.0	0.0	63.5	1	1726
20	10	1	10.0	6480.9	6480.9	4740.8	6480.9	6480.9	0.0	0.0	0.0	26.9	1	2718
20	10	2	12.3	6793.4	6793.4	4834.9	6793.4	6793.4	0.0	0.0	0.0	28.8	1	2770
20	10	3	6.0	4910.8	4910.8	3691.2	4910.8	4910.8	0.0	0.0	0.0	24.8	1	712
20	10	4	8.6	6513.1	6513.1	4500.2	6513.1	6513.1	0.0	0.0	0.0	30.9	1	694
20	10	5	5.3	3483.8	3483.8	2279.1	3483.8	3483.8	0.0	0.0	0.0	34.6	1	1
30	7	1	3600.1	7703.8	7703.8	2223.7	7703.8	7703.8	18.8	18.8	0.0	71.1	0	61585
30	7	2	1870.1	7418.6	7418.6	2829.6	7418.6	7418.6	0.0	0.0	0.0	61.9	1	35245
30	7	3	2163.7	7102.9	7102.9	3332.9	7102.9	7102.9	0.0	0.0	0.0	53.1	1	77070
30	7	4	1716.0	8776.1	8776.1	3865.9	8776.1	8776.1	0.0	0.0	0.0	56.0	1	81383
30	7	5	3600.1	6118.2	6118.2	5601.4	6118.2	6118.2	8.4	8.4	0.0	70.5	0	59142
30	10	1	451.1	5258.6	5258.6	2361.0	5258.6	5258.6	0.0	0.0	0.0	55.1	1	32812
30	10	2	417.1	4569.3	4569.3	2595.2	4569.3	4569.3	0.0	0.0	0.0	43.2	1	12417
30	10	3	1419.6	4531.3	4531.3	2268.8	4531.3	4531.3	0.0	0.0	0.0	49.9	1	72269
30	10	4	460.6	5771.4	5771.4	2583.8	5771.4	5771.4	0.0	0.0	0.0	55.2	1	36803
30	10	5	3600.1	6629.6	6629.6	3196.4	6629.6	6629.6	8.4	8.4	0.0	51.8	0	184650
30	15	1	44.7	3015.0	3015.0	1772.0	3015.0	3015.0	0.0	0.0	0.0	41.2	1	4110
30	15	2	26.7	3539.5	3539.5	2269.3	3539.5	3539.5	0.0	0.0	0.0	35.9	1	599
30	15	3	78.5	2803.8	2803.8	1755.2	2803.8	2803.8	0.0	0.0	0.0	37.4	1	3168
30	15	4	92.7	4262.6	4262.6	2863.7	4262.6	4262.6	0.0	0.0	0.0	32.8	1	2592
30	15	5	73.3	4076.9	4076.9	2834.4	4076.9	4076.9	0.0	0.0	0.0	30.5	1	1148
40	10	1	3600.7	4831.7	4831.7	2225.4	4831.7	4831.7	20.7	20.7	0.0	53.9	0	20832
40	10	2	3600.1	4023.7	4023.7	3120.2	4023.7	4023.7	22.4	22.4	0.0	64.7	0	21733
40	10	3	3600.1	4739.6	4739.6	3590.6	4739.6	4739.6	24.2	23.2	1.4	60.4	0	21297
40	10	4	3600.1	3862.7	3862.7	2883.2	3862.7	3862.7	25.4	25.0	0.5	62.0	0	20294
40	10	5	3600.1	4539.7	4539.7	3388.2	4539.7	4539.7	25.4	24.9	0.7	64.9	0	14009
40	13	1	3600.2	5199.2	5199.2	4061.8	5199.2	5199.2	21.9	21.9	0.0	53.5	0	21623
40	13	2	3600.2	4327.3	4327.3	3709.5	4327.3	4327.3	14.3	14.3	0.0	42.1	0	31410
40	13	3	3600.1	4883.7	4883.7	3954.2	4883.7	4883.7	19.0	19.0	0.0	61.0	0	28892
40	13	4	3600.1	3624.5	3624.5	2976.0	3624.5	3624.5	17.9	16.5	1.6	52.7	0	17800
40	13	5	3600.2	5265.6	5265.6	3924.5	5265.6	5265.6	25.5	23.7	2.4	58.8	0	21089
40	20	1	291.7	3202.8	3202.8	2311.5	3202.8	3202.8	0.0	0.0	0.0	27.8	1	1776
40	20	2	104.8	2013.4	2013.4	1313.5	2013.4	2013.4	0.0	0.0	0.0	34.8	1	2423
40	20	3	471.2	2389.8	2389.8	1565.4	2389.8	2389.8	0.0	0.0	0.0	34.5	1	4586
40	20	4	159.3	3483.1	3483.1	2452.0	3483.1	3483.1	0.0	0.0	0.0	29.6	1	2684
40	20	5	2034.5	2715.4	2715.4	1841.6	2715.4	2715.4	0.0	0.0	0.0	32.2	1	21838
50	12	1	3600.2	4655.2	4655.2	3433.4	4655.2	4655.2	26.2	26.2	0.0	55.0	0	2238
50	12	2	3600.2	4450.6	4450.6	2665.0	4450.6	4450.6	40.1	27.0	18.0	62.0	0	5071
50	12	3	3601.1	5420.9	5420.9	3920.3	5420.9	5420.9	27.7	26.5	1.6	54.5	0	573
50	12	4	3600.1	2818.4	2818.4	1391.4	2818.4	2818.4	21.3	19.8	1.9	49.7	0	4723
50	12	5	3600.3	6788.9	6788.9	2939.0	6788.9	6788.9	56.7	31.0	37.3	67.5	0	4040
50	16	1	3600.4	4887.6	4887.6	3000.2	4887.6	4887.6	38.6	24.4	18.8	49.2	0	5268
50	16	2	3600.7	2353.1	2353.1	1754.2	2353.1	2353.1	25.4	20.6	6.1	63.3	0	1069
50	16	3	3600.1	3487.4	3487.4	2961.5	3487.4	3487.4	15.1	15.1	0.0	50.2	0	3327
50	16	4	3600.1	2940.9	2940.9	2215.4	2940.9	2940.9	24.7	18.0	8.1	58.1	0	1300
50	16	5	3600.1	2228.8	2228.8	1784.4	2228.8	2228.8	19.9	19.9	0.0	53.8	0	5231
50	25	1	3601.3	1843.2	1843.2	1253.1	1843.2	1843.2	2.3	2.3	0.0	32.0	0	21133
50	25	2	3600.5	2878.9	2878.9	2706.7	2878.9	2878.9	6.0	6.0	0.0	29.6	0	21020
50	25	3	3600.2	2405.2	2405.2	1711.5	2405.2	2405.2	6.3	6.3	0.0	28.8	0	8529
50	25	4	3600.2	2234.3	2234.3	2032.4	2234.3	2234.3	9.0	9.0	0.0	37.0	0	9912
50	25	5	3600.5	2258.4	2258.4	1530.5	2258.4	2258.4	3.3	3.3	0.0	32.2	0	9225

Table 115: Summary results table for model OMT F1 Flow (2)

N	p	#	CPU	GBUR	GBUL	GUBL	GUL	nod
20	5	5	27.6	49.2	0.0	0.0	0.0	2895
20	6	5	23.6	53.7	0.0	0.0	0.0	2084
20	10	5	8.4	29.2	0.0	0.0	0.0	1379
30	7	3	2590.0	62.5	5.4	0.0	5.4	62885
30	10	4	1269.7	51.0	1.7	0.0	1.7	67790
30	15	5	63.2	35.6	0.0	0.0	0.0	2323
40	10	0	3600.2	61.2	23.2	0.5	23.6	19633
40	13	0	3600.2	53.6	19.1	0.8	19.7	24163
40	20	5	612.3	31.8	0.0	0.0	0.0	6661
50	12	0	3600.4	57.7	26.1	11.8	34.4	3329
50	16	0	3600.3	54.9	19.6	6.6	24.7	3243
50	25	0	3600.5	31.9	5.4	0.0	5.4	13964

Table 116: Instances results table for model OMT F1 KM

N	p	ins	CPU	objU	objL	objR	BobjU	BobjL	gUL	gBUL	gUBL	gBUR	opt	nod
20	5	1	43.9	13044.6	13044.6	4467.1	13044.6	13044.6	0.0	0.0	0.0	65.8	1	7034
20	5	2	50.5	11287.1	11287.1	6754.7	11287.1	11287.1	0.0	0.0	0.0	40.2	1	6533
20	5	3	27.1	9256.1	9256.1	4589.6	9256.1	9256.1	0.0	0.0	0.0	50.4	1	2034
20	5	4	24.6	4604.5	4604.5	2125.2	4604.5	4604.5	0.0	0.0	0.0	53.9	1	1634
20	5	5	27.5	11454.5	11454.5	6498.4	11454.5	11454.5	0.0	0.0	0.0	43.3	1	6700
20	6	1	11.2	7471.9	7471.9	3510.8	7471.9	7471.9	0.0	0.0	0.0	53.0	1	2769
20	6	2	24.7	7802.1	7802.1	4115.0	7802.1	7802.1	0.0	0.0	0.0	47.3	1	2021
20	6	3	32.1	8865.4	8865.4	3741.9	8865.4	8865.4	0.0	0.0	0.0	57.8	1	2849
20	6	4	14.9	7169.6	7169.6	3272.0	7169.6	7169.6	0.0	0.0	0.0	54.4	1	1523
20	6	5	47.5	10699.1	10699.1	3899.5	10699.1	10699.1	0.0	0.0	0.0	63.5	1	3771
20	10	1	11.3	6480.9	6480.9	4724.1	6480.9	6480.9	0.0	0.0	0.0	27.1	1	1143
20	10	2	7.8	6793.4	6793.4	4834.9	6793.4	6793.4	0.0	0.0	0.0	28.8	1	1
20	10	3	7.8	4910.8	4910.8	3691.2	4910.8	4910.8	0.0	0.0	0.0	24.8	1	1
20	10	4	8.4	6513.1	6513.1	4381.2	6513.1	6513.1	0.0	0.0	0.0	32.7	1	972
20	10	5	5.2	3483.8	3483.8	2179.2	3483.8	3483.8	0.0	0.0	0.0	37.5	1	1
30	7	1	3600.1	7703.8	6120.0	2020.0	7703.8	7703.8	20.6	20.6	0.0	73.8	0	51434
30	7	2	797.7	7418.6	7418.6	2825.6	7418.6	7418.6	0.0	0.0	0.0	61.9	1	30272
30	7	3	3556.3	7102.9	7102.9	3289.2	7102.9	7102.9	0.0	0.0	0.0	53.7	1	100196
30	7	4	2837.9	8776.1	8776.1	3604.8	8776.1	8776.1	0.0	0.0	0.0	58.9	1	56445
30	7	5	879.0	6118.2	6118.2	1802.9	6118.2	6118.2	0.0	0.0	0.0	70.5	1	23563
30	10	1	408.2	5258.6	5258.6	2220.4	5258.6	5258.6	0.0	0.0	0.0	57.8	1	26716
30	10	2	1547.0	4569.3	4569.3	2595.2	4569.3	4569.3	0.0	0.0	0.0	43.2	1	25691
30	10	3	896.7	4531.3	4531.3	2197.0	4531.3	4531.3	0.0	0.0	0.0	51.5	1	41572
30	10	4	890.0	5771.4	5771.4	2450.9	5771.4	5771.4	0.0	0.0	0.0	57.5	1	33971
30	10	5	300.0	6629.6	6629.6	3084.6	6629.6	6629.6	0.0	0.0	0.0	53.5	1	2302
30	15	1	102.1	3015.0	3015.0	1742.9	3015.0	3015.0	0.0	0.0	0.0	42.2	1	2522
30	15	2	41.1	3539.5	3539.5	2156.3	3539.5	3539.5	0.0	0.0	0.0	39.1	1	369
30	15	3	110.2	2803.8	2803.8	1755.2	2803.8	2803.8	0.0	0.0	0.0	37.4	1	2240
30	15	4	176.7	4262.6	4262.6	2839.6	4262.6	4262.6	0.0	0.0	0.0	33.4	1	2587
30	15	5	99.3	4076.9	4076.9	2834.4	4076.9	4076.9	0.0	0.0	0.0	30.5	1	2131
40	10	1	3600.1	4831.7	3948.0	2065.4	4831.7	4831.7	18.3	18.3	0.0	57.2	0	21137
40	10	2	3600.2	4023.7	3128.2	1419.6	4023.7	4023.7	22.3	22.3	0.0	64.7	0	21352
40	10	3	3600.1	4674.1	3593.0	1815.7	4674.1	4674.1	23.1	23.1	0.0	61.1	0	21100
40	10	4	3600.1	3842.4	2892.9	1461.0	3842.4	3842.4	24.7	24.7	0.0	62.0	0	22145
40	10	5	3600.1	4539.9	3566.4	1538.1	4508.7	4508.7	21.4	20.9	0.7	65.9	0	20532
40	13	1	3600.3	5283.8	4051.1	2403.2	5199.2	5199.2	23.3	22.1	1.6	53.8	0	21060
40	13	2	3600.1	4327.3	3683.5	2472.2	4327.3	4327.3	14.9	14.9	0.0	42.9	0	16295
40	13	3	3600.3	4883.7	4012.1	1903.1	4883.7	4883.7	17.9	17.9	0.0	61.0	0	20673
40	13	4	3600.4	3566.7	3010.7	1687.7	3564.9	3564.9	15.6	15.6	0.0	52.7	0	21390
40	13	5	3600.8	5240.1	3925.7	2097.4	5141.0	5141.0	25.1	23.6	1.9	59.2	0	21407
40	20	1	3600.3	3202.8	3087.7	2311.5	3202.8	3202.8	3.6	3.6	0.0	27.8	0	35954
40	20	2	138.5	2013.4	2013.4	1292.1	2013.4	2013.4	0.0	0.0	0.0	35.8	1	142
40	20	3	385.8	2389.8	2389.8	1565.4	2389.8	2389.8	0.0	0.0	0.0	34.5	1	1531
40	20	4	3600.1	3483.1	3293.4	2438.9	3483.1	3483.1	5.4	5.4	0.0	30.0	0	23818
40	20	5	313.3	2715.4	2715.4	1841.6	2715.4	2715.4	0.0	0.0	0.0	32.2	1	1059
50	12	1	3601.6	6034.6	3261.0	2094.8	4655.2	4655.2	46.0	30.0	22.9	55.0	0	2166
50	12	2	3600.4	9005.2	2542.1	1388.9	3651.1	3651.1	71.8	30.4	59.5	62.0	0	3668
50	12	3	3602.1	6210.9	3879.7	2346.5	5333.2	5333.2	37.5	27.2	14.1	56.0	0	1628
50	12	4	3600.1	2783.2	2189.3	1391.4	2765.3	2765.3	21.3	20.8	0.6	49.7	0	4024
50	12	5	3600.2	4743.2	2943.3	1383.5	4256.0	4256.0	38.0	30.8	10.3	67.5	0	5265
50	16	1	3600.3	4396.4	3056.8	2003.6	3970.0	3970.0	30.5	23.0	9.7	49.5	0	116
50	16	2	3600.3	3337.8	1745.9	811.2	2208.6	2208.6	47.7	21.0	33.8	63.3	0	88
50	16	3	3600.1	3487.4	2967.1	1704.1	3487.4	3487.4	14.9	14.9	0.0	51.1	0	6606
50	16	4	3600.4	3170.4	2270.4	1128.8	2702.6	2702.6	28.4	16.0	14.8	58.2	0	242
50	16	5	3600.1	2338.4	1908.6	1030.2	2228.7	2228.8	18.4	14.4	4.7	53.8	0	3299
50	25	1	3332.9	1843.2	1843.2	1232.7	1843.2	1843.2	0.0	0.0	0.0	33.1	1	4962
50	25	2	3600.2	2878.9	2693.4	2016.9	2878.9	2878.9	6.4	6.4	0.0	29.9	0	1806
50	25	3	3600.3	2405.2	2281.8	1711.5	2405.2	2405.2	5.1	5.1	0.0	28.8	0	3990
50	25	4	3600.2	2234.3	2125.6	1406.5	2234.3	2234.3	4.9	4.9	0.0	37.0	0	5571
50	25	5	3600.3	2258.4	2162.2	1530.5	2258.4	2258.4	4.3	4.3	0.0	32.2	0	867

Table 117: Summary results table for model OMT F1 KM

N	p	#	CPU	GBUR	GBUL	GUBL	GUL	nod
20	5	5	34.7	50.7	0.0	0.0	0.0	4787
20	6	5	26.1	55.2	0.0	0.0	0.0	2587
20	10	5	8.1	30.2	0.0	0.0	0.0	424
30	7	4	2334.2	63.8	4.1	0.0	4.1	52382
30	10	5	808.4	52.7	0.0	0.0	0.0	26050
30	15	5	105.9	36.5	0.0	0.0	0.0	2006
40	10	0	3600.1	62.2	21.9	0.1	22.0	21253
40	13	0	3600.4	53.9	18.8	0.7	19.4	20165
40	20	3	1607.6	32.1	1.8	0.0	1.8	12501
50	12	0	3600.9	58.0	27.8	21.5	42.9	3350
50	16	0	3600.2	55.2	17.9	12.6	28.0	2070
50	25	1	3546.8	32.2	4.1	0.0	4.1	3439

Table 118: Instances results table for model OMT F1 Subelim (1)

N	p	ins	CPU	objU	objL	objR	BobjU	BobjL	gUL	gBUL	gUBL	gBUR	opt	nod
20	5	1	66.6	13044.6	13044.6	4467.1	13044.6	13044.6	0.0	0.0	0.0	65.8	1	15301
20	5	2	60.4	11287.1	11287.1	6754.7	11287.1	11287.1	0.0	0.0	0.0	40.2	1	10699
20	5	3	55.8	9256.1	9256.1	4589.6	9256.1	9256.1	0.0	0.0	0.0	50.4	1	9317
20	5	4	50.5	4604.5	4604.5	2125.2	4604.5	4604.5	0.0	0.0	0.0	53.9	1	6117
20	5	5	45.3	11454.5	11454.5	6498.4	11454.5	11454.5	0.0	0.0	0.0	43.3	1	3862
20	6	1	49.1	7471.9	7471.9	3510.8	7471.9	7471.9	0.0	0.0	0.0	53.0	1	3143
20	6	2	67.0	7802.1	7802.1	4115.0	7802.1	7802.1	0.0	0.0	0.0	47.3	1	11632
20	6	3	87.9	8865.4	8865.4	3741.9	8865.4	8865.4	0.0	0.0	0.0	57.8	1	12010
20	6	4	45.2	7169.6	7169.6	3272.0	7169.6	7169.6	0.0	0.0	0.0	54.4	1	5445
20	6	5	29.8	10699.1	10699.1	3899.5	10699.1	10699.1	0.0	0.0	0.0	63.5	1	2161
20	10	1	62.8	6480.9	6480.9	4724.1	6480.9	6480.9	0.0	0.0	0.0	27.1	1	21154
20	10	2	52.2	6793.4	6793.4	4834.9	6793.4	6793.4	0.0	0.0	0.0	28.8	1	10883
20	10	3	51.4	4910.8	4910.8	3691.2	4910.8	4910.8	0.0	0.0	0.0	24.8	1	9536
20	10	4	26.2	6513.1	6513.1	4381.2	6513.1	6513.1	0.0	0.0	0.0	32.7	1	2834
20	10	5	6.9	3483.8	3483.8	2179.2	3483.8	3483.8	0.0	0.0	0.0	37.5	1	1215
30	7	1	3600.1	8575.3	6148.0	2020.0	7703.8	7703.8	28.3	20.2	10.2	73.8	0	181952
30	7	2	3600.1	9374.5	6243.0	2825.6	7418.6	7418.6	33.4	15.8	20.9	61.9	0	163555
30	7	3	3600.1	8214.6	5722.5	3289.2	7102.9	7102.9	30.3	19.4	13.5	53.7	0	116709
30	7	4	3600.1	8776.1	7889.6	3604.8	8776.1	8776.1	10.1	10.1	0.0	58.9	0	106710
30	7	5	3600.0	6192.8	5059.1	1802.9	6118.2	6118.2	18.3	17.3	1.2	70.5	0	139935
30	10	1	1688.0	5258.6	5258.6	2220.4	5258.6	5258.6	0.0	0.0	0.0	57.8	1	246212
30	10	2	3600.1	4590.6	3933.3	2595.2	4569.3	4569.3	14.3	13.9	0.5	43.2	0	249426
30	10	3	3600.1	4533.0	4275.2	2197.0	4531.3	4531.3	5.7	5.7	0.0	51.5	0	304673
30	10	4	1883.0	5771.4	5771.4	2450.9	5771.4	5771.4	0.0	0.0	0.0	57.5	1	175500
30	10	5	3600.5	12565.0	5227.7	3084.6	6629.6	6629.6	58.4	21.1	47.2	53.5	0	108307
30	15	1	3600.0	3185.8	2554.1	1742.9	3015.0	3015.0	19.8	15.3	5.4	42.2	0	510523
30	15	2	413.3	3539.5	3539.5	2156.3	3539.5	3539.5	0.0	0.0	0.0	39.1	1	29842
30	15	3	299.3	2803.8	2803.8	1755.2	2803.8	2803.8	0.0	0.0	0.0	37.4	1	16337
30	15	4	291.5	4262.6	4262.6	2839.6	4262.6	4262.6	0.0	0.0	0.0	33.4	1	10523
30	15	5	377.4	4076.9	4076.9	2834.4	4076.9	4076.9	0.0	0.0	0.0	30.5	1	14248
40	10	1	3600.1	57959.8	3593.2	2065.4	4831.7	4831.7	93.8	25.6	91.7	57.2	0	21184
40	10	2	3600.3	39845.8	2874.2	1419.6	4023.7	4023.7	92.8	28.6	89.9	64.7	0	26336
40	10	3	3600.1	55848.3	3419.6	1815.7	4674.1	4674.1	93.9	26.8	91.6	61.1	0	17101
40	10	4	3600.1	26046.0	2766.6	1461.0	3842.4	3842.4	89.4	28.0	85.2	62.0	0	20940
40	10	5	3600.1	46174.1	2785.1	1538.1	4508.7	4508.7	94.0	38.2	90.2	65.9	0	8733
40	13	1	3600.4	50942.1	3827.5	2403.2	5199.2	5199.2	92.5	26.4	89.8	53.8	0	21007
40	13	2	3600.2	61293.2	3597.2	2472.2	4327.3	4327.3	94.1	16.9	92.9	42.9	0	48529
40	13	3	3600.3	52553.1	3566.7	1903.1	4883.7	4883.7	93.2	27.0	90.7	61.0	0	21033
40	13	4	3600.2	67708.6	2767.2	1687.7	3564.9	3564.9	95.9	22.4	94.7	52.7	0	24517
40	13	5	3600.3	54901.7	3110.8	2097.4	5141.0	5141.0	94.3	39.5	90.6	59.2	0	20481
40	20	1	3600.2	56463.9	2849.7	2311.5	3202.8	3202.8	95.0	11.0	94.3	27.8	0	78925
40	20	2	2750.1	2013.4	1292.1	2013.4	2013.4	2013.4	0.0	0.0	0.0	35.8	1	82859
40	20	3	3600.1	53588.3	2100.6	1565.4	2389.8	2389.8	96.1	12.1	95.5	34.5	0	80211
40	20	4	3600.7	4394.4	3201.5	2438.9	3483.1	3483.1	27.1	8.1	20.7	30.0	0	70266
40	20	5	3600.1	2739.2	2551.8	1841.6	2715.4	2715.4	6.8	6.0	0.9	32.2	0	108607
50	12	1	3600.9	61990.6	3366.6	2094.8	4655.2	4655.2	94.6	27.7	92.5	55.0	0	6190
50	12	2	3600.3	43393.0	2643.0	1388.9	3651.1	3651.1	93.9	27.6	91.6	62.0	0	5513
50	12	3	3600.2	56038.5	3714.5	2346.5	5333.2	5333.2	93.4	30.4	90.5	56.0	0	5490
50	12	4	3600.2	60833.4	2135.3	1391.4	2765.3	2765.3	96.5	22.8	95.4	49.7	0	1948
50	12	5	3600.2	40962.4	2985.2	1383.5	4256.0	4256.0	92.7	29.9	89.6	67.5	0	4521
50	16	1	3600.3	51067.1	2959.3	2003.6	3970.0	3970.0	94.2	25.5	92.2	49.5	0	5323
50	16	2	3600.1	60912.3	1683.2	811.2	2208.6	2208.6	97.2	23.8	96.4	63.3	0	5566
50	16	3	3600.3	48198.7	2930.2	1704.1	3487.4	3487.4	93.9	16.0	92.8	51.1	0	2638
50	16	4	3600.2	50505.0	2108.2	1128.8	2702.6	2702.6	95.8	22.0	94.7	58.2	0	2365
50	16	5	3600.1	39995.3	1635.6	1030.2	2228.7	2228.8	95.9	26.6	94.4	53.8	0	5680
50	25	1	3600.2	63836.4	1724.1	1232.7	1843.2	1843.2	97.3	6.5	97.1	33.1	0	3667
50	25	2	3600.2	60076.6	2502.8	2016.9	2878.9	2878.9	95.8	13.1	95.2	29.9	0	2197
50	25	3	3600.3	49340.9	2188.5	1711.5	2405.2	2405.2	95.6	9.0	95.1	28.8	0	3773
50	25	4	3600.3	53169.2	1824.4	1406.5	2234.3	2234.3	96.6	18.3	95.8	37.0	0	8127
50	25	5	3600.2	53161.2	2110.0	1530.5	2258.4	2258.4	96.0	6.6	95.8	32.2	0	5711

Table 119: Summary results table for model OMT F1 Subelim (1)

N	p	#	CPU	GBUR	GBUL	GUBL	GUL	nod
20	5	5	55.7	50.7	0.0	0.0	0.0	9059
20	6	5	55.8	55.2	0.0	0.0	0.0	6878
20	10	5	39.9	30.2	0.0	0.0	0.0	9124
30	7	0	3600.1	63.8	16.6	9.2	24.1	141772
30	10	2	2874.3	52.7	8.1	9.5	15.7	216824
30	15	4	996.3	36.5	3.1	1.1	4.0	116295
40	10	0	3600.1	62.2	29.4	89.7	92.8	18859
40	13	0	3600.3	53.9	26.4	91.7	94.0	27113
40	20	1	3430.2	32.1	7.4	42.3	45.0	84174
50	12	0	3600.4	58.0	27.7	91.9	94.2	4732
50	16	0	3600.2	55.2	22.8	94.1	95.4	4314
50	25	0	3600.2	32.2	10.7	95.8	96.3	4695

Table 120: Instances results table for model OMT F1 Subelim (2)

N	p	ins	CPU	objU	objL	objR	BobjU	BobjL	gUL	gBUL	gUBL	gBUR	opt	nod
20	5	1	129.0	13044.6	13044.6	4467.1	13044.6	13044.6	0.0	0.0	0.0	65.8	1	44749
20	5	2	308.7	11287.1	11287.1	6754.7	11287.1	11287.1	0.0	0.0	0.0	40.2	1	130539
20	5	3	83.1	9256.1	9256.1	4589.6	9256.1	9256.1	0.0	0.0	0.0	50.4	1	18379
20	5	4	50.6	4604.5	4604.5	2125.2	4604.5	4604.5	0.0	0.0	0.0	53.9	1	6117
20	5	5	45.3	11454.5	11454.5	6498.4	11454.5	11454.5	0.0	0.0	0.0	43.3	1	3862
20	6	1	55.7	7471.9	7471.9	3510.8	7471.9	7471.9	0.0	0.0	0.0	53.0	1	6416
20	6	2	37.5	7802.1	7802.1	4115.0	7802.1	7802.1	0.0	0.0	0.0	47.3	1	3745
20	6	3	92.5	8865.4	8865.4	3741.9	8865.4	8865.4	0.0	0.0	0.0	57.8	1	13485
20	6	4	256.9	7169.6	7169.6	3272.0	7169.6	7169.6	0.0	0.0	0.0	54.4	1	96174
20	6	5	167.4	10699.1	10699.1	3899.5	10699.1	10699.1	0.0	0.0	0.0	63.5	1	91267
20	10	1	3600.1	6480.9	6404.9	4724.1	6480.9	6480.9	1.2	1.2	0.0	27.1	0	1530292
20	10	2	3600.1	6793.4	6635.4	4834.9	6793.4	6793.4	2.3	2.3	0.0	28.8	0	949351
20	10	3	286.6	4910.8	4910.8	3691.2	4910.8	4910.8	0.0	0.0	0.0	24.8	1	75894
20	10	4	46.3	6513.1	6513.1	4381.2	6513.1	6513.1	0.0	0.0	0.0	32.7	1	8321
20	10	5	7.7	3483.8	3483.8	2179.2	3483.8	3483.8	0.0	0.0	0.0	37.5	1	1598
30	7	1	3600.2	8068.5	6061.8	2020.0	7703.8	7703.8	24.9	21.3	4.5	73.8	0	163306
30	7	2	3600.1	8296.3	6153.6	2825.6	7418.6	7418.6	25.8	17.0	10.6	61.9	0	122498
30	7	3	3600.1	7144.9	5850.0	3289.2	7102.9	7102.9	18.1	17.6	0.6	53.7	0	95777
30	7	4	3600.1	8776.1	7885.6	3604.8	8776.1	8776.1	10.2	10.2	0.0	58.9	0	106316
30	7	5	3600.1	6192.8	4666.9	1802.9	6118.2	6118.2	24.6	23.7	1.2	70.5	0	131701
30	10	1	3600.1	5258.6	4860.9	2220.4	5258.6	5258.6	7.6	7.6	0.0	57.8	0	249668
30	10	2	2447.0	4569.3	4569.3	2595.2	4569.3	4569.3	0.0	0.0	0.0	43.2	1	54018
30	10	3	3600.1	4699.6	4128.9	2197.0	4531.3	4531.3	12.1	8.9	3.6	51.5	0	173590
30	10	4	3600.5	5771.4	5635.9	2450.9	5771.4	5771.4	2.4	2.4	0.0	57.5	0	420716
30	10	5	3600.2	8306.1	5262.2	3084.6	6629.6	6629.6	36.6	20.6	20.2	53.5	0	97317
30	15	1	3600.3	3452.5	2350.9	1742.9	3015.0	3015.0	31.9	22.0	12.7	42.2	0	329754
30	15	2	3600.1	3539.5	3137.5	2156.3	3539.5	3539.5	11.4	11.4	0.0	39.1	0	209323
30	15	3	3600.1	2813.4	2644.6	1755.2	2803.8	2803.8	6.0	5.7	0.3	37.4	0	241040
30	15	4	3600.1	4322.1	4250.4	2839.6	4262.6	4262.6	1.7	0.3	1.4	33.4	0	382858
30	15	5	487.9	4076.9	4076.9	2834.4	4076.9	4076.9	0.0	0.0	0.0	30.5	1	31715
40	10	1	3600.2	57959.8	3593.2	2065.4	4831.7	4831.7	93.8	25.6	91.7	57.2	0	21184
40	10	2	3600.1	39845.8	2874.5	1419.6	4023.7	4023.7	92.8	28.6	89.9	64.7	0	26904
40	10	3	3600.1	55848.3	3419.6	1815.7	4674.1	4674.1	93.9	26.8	91.6	61.1	0	17538
40	10	4	3600.2	26046.0	2766.6	1461.0	3842.4	3842.4	89.4	28.0	85.2	62.0	0	20951
40	10	5	3600.1	46174.1	2785.1	1538.1	4508.7	4508.7	94.0	38.2	90.2	65.9	0	8721
40	13	1	3600.4	50942.1	3827.5	2403.2	5199.2	5199.2	92.5	26.4	89.8	53.8	0	21007
40	13	2	3600.2	61293.2	3598.5	2472.2	4327.3	4327.3	94.1	16.8	92.9	42.9	0	42843
40	13	3	3600.3	52553.1	3566.7	1903.1	4883.7	4883.7	93.2	27.0	90.7	61.0	0	21033
40	13	4	3600.1	67708.6	2784.0	1687.7	3564.9	3564.9	95.9	21.9	94.7	52.7	0	33384
40	13	5	3600.2	54901.7	3111.0	2097.4	5141.0	5141.0	94.3	39.5	90.6	59.2	0	20482
40	20	1	3600.2	3954.6	2905.3	2311.5	3202.8	3202.8	26.5	9.3	19.0	27.8	0	120364
40	20	2	3600.1	2013.4	2013.1	1292.1	2013.4	2013.4	0.0	0.0	0.0	35.8	0	2158172
40	20	3	3600.3	7684.4	2104.1	1565.4	2389.8	2389.8	72.6	12.0	68.9	34.5	0	94907
40	20	4	3600.3	59164.3	3128.0	2438.9	3483.1	3483.1	94.7	10.2	94.1	30.0	0	52822
40	20	5	3600.2	20670.1	2428.5	1841.6	2715.4	2715.4	88.2	10.6	86.9	32.2	0	86036
50	12	1	3600.1	61990.6	3366.1	2094.8	4655.2	4655.2	94.6	27.7	92.5	55.0	0	6112
50	12	2	3600.0	43393.0	2652.4	1388.9	3651.1	3651.1	93.9	27.4	91.6	62.0	0	5700
50	12	3	3600.1	56038.5	3714.5	2346.5	5333.2	5333.2	93.4	30.4	90.5	56.0	0	5324
50	12	4	3600.2	60833.4	2135.3	1391.4	2765.3	2765.3	96.5	22.8	95.4	49.7	0	1507
50	12	5	3600.6	40962.4	2978.5	1383.5	4256.0	4256.0	92.7	30.0	89.6	67.5	0	4374
50	16	1	3600.3	51067.1	2959.3	2003.6	3970.0	3970.0	94.2	25.5	92.2	49.5	0	5368
50	16	2	3600.1	60912.3	1683.2	811.2	2208.6	2208.6	97.2	23.8	96.4	63.3	0	5573
50	16	3	3600.8	48198.7	2930.2	1704.1	3487.4	3487.4	93.9	16.0	92.8	51.1	0	2638
50	16	4	3600.2	50505.0	2108.2	1128.8	2702.6	2702.6	95.8	22.0	94.7	58.2	0	1853
50	16	5	3600.4	39995.3	1634.2	1030.2	2228.7	2228.8	95.9	26.7	94.4	53.8	0	5673
50	25	1	3600.2	63836.4	1724.1	1232.7	1843.2	1843.2	97.3	6.5	97.1	33.1	0	3667
50	25	2	3600.2	60076.6	2502.8	2016.9	2878.9	2878.9	95.8	13.1	95.2	29.9	0	3078
50	25	3	3600.3	49340.9	2184.3	1711.5	2405.2	2405.2	95.6	9.2	95.1	28.8	0	4103
50	25	4	3600.2	53169.2	1824.4	1406.5	2234.3	2234.3	96.6	18.3	95.8	37.0	0	7717
50	25	5	3600.3	53161.2	2111.0	1530.5	2258.4	2258.4	96.0	6.5	95.8	32.2	0	6031

Table 121: Summary results table for model OMT F1 Subelim (2)

N	p	#	CPU	GBUR	GBUL	GUBL	GUL	nod
20	5	5	123.3	50.7	0.0	0.0	0.0	40729
20	6	5	122.0	55.2	0.0	0.0	0.0	42217
20	10	3	1508.2	30.2	0.7	0.0	0.7	513091
30	7	0	3600.1	63.8	18.0	3.4	20.7	123880
30	10	1	3369.6	52.7	7.9	4.8	11.7	199062
30	15	1	2977.7	36.5	7.9	2.9	10.2	238938
40	10	0	3600.1	62.2	29.4	89.7	92.8	19060
40	13	0	3600.2	53.9	26.3	91.7	94.0	27750
40	20	0	3600.2	32.1	8.4	53.8	56.4	502460
50	12	0	3600.2	58.0	27.7	91.9	94.2	4603
50	16	0	3600.4	55.2	22.8	94.1	95.4	4221
50	25	0	3600.2	32.2	10.7	95.8	96.3	4919

Table 122: Instances results table for model OMT F2 MTZ

N	p	ins	CPU	objU	objL	objR	BobjU	BobjL	gUL	gBUL	gUBL	gBUR	opt	nod
20	5	1	111.1	13044.6	13044.6	7580.5	13044.6	13044.6	0.0	0.0	0.0	41.9	1	23354
20	5	2	123.4	11287.1	11287.1	7346.6	11287.1	11287.1	0.0	0.0	0.0	34.9	1	21887
20	5	3	91.6	9256.1	9256.1	5960.5	9256.1	9256.1	0.0	0.0	0.0	35.6	1	10055
20	5	4	37.1	4604.5	4604.5	2953.2	4604.5	4604.5	0.0	0.0	0.0	35.9	1	3594
20	5	5	17.6	11454.5	11454.5	8321.4	11454.5	11454.5	0.0	0.0	0.0	27.4	1	1295
20	6	1	32.1	7471.9	7471.4	5252.8	7471.9	7471.9	0.0	0.0	0.0	29.7	1	6338
20	6	2	25.9	7802.1	7802.1	5098.6	7802.1	7802.1	0.0	0.0	0.0	34.6	1	2035
20	6	3	48.5	8865.4	8865.4	5573.2	8865.4	8865.4	0.0	0.0	0.0	37.1	1	5262
20	6	4	38.0	7169.6	7169.6	4773.3	7169.6	7169.6	0.0	0.0	0.0	33.4	1	2785
20	6	5	62.9	10699.1	10699.1	6430.9	10699.1	10699.1	0.0	0.0	0.0	39.9	1	4655
20	10	1	81.9	6480.9	6480.9	5051.3	6480.9	6480.9	0.0	0.0	0.0	22.1	1	18156
20	10	2	5.5	6793.4	6793.4	5249.1	6793.4	6793.4	0.0	0.0	0.0	22.7	1	1
20	10	3	13.9	4910.8	4910.8	4104.5	4910.8	4910.8	0.0	0.0	0.0	16.4	1	1397
20	10	4	10.9	6513.1	6513.1	5381.7	6513.1	6513.1	0.0	0.0	0.0	17.4	1	967
20	10	5	5.1	3483.8	3483.8	2928.6	3483.8	3483.8	0.0	0.0	0.0	15.9	1	84
30	7	1	3600.1	8468.4	5788.4	4286.9	7703.8	7703.8	31.6	24.9	9.0	44.4	0	31573
30	7	2	3600.1	7418.6	6923.9	4474.8	7418.6	7418.6	6.7	6.7	0.0	39.7	0	61140
30	7	3	3600.1	7102.9	6140.8	4575.1	7102.9	7102.9	13.6	13.6	0.0	35.6	0	72045
30	7	4	3600.1	8776.1	8004.5	5690.6	8776.1	8776.1	8.8	8.8	0.0	35.2	0	36033
30	7	5	3600.1	6118.2	4787.3	3325.9	6118.2	6118.2	21.8	21.8	0.0	45.6	0	41704
30	10	1	1929.4	5258.6	5258.6	3614.0	5258.6	5258.6	0.0	0.0	0.0	31.3	1	40122
30	10	2	3600.1	4569.3	4053.3	3127.1	4569.3	4569.3	11.3	11.3	0.0	31.6	0	57704
30	10	3	3600.1	4531.3	4260.3	3289.4	4531.3	4531.3	6.0	6.0	0.0	27.4	0	75501
30	10	4	2550.0	5771.4	5771.4	3901.2	5771.4	5771.4	0.0	0.0	0.0	32.4	1	71119
30	10	5	3600.1	6629.6	5687.8	4610.1	6629.6	6629.6	14.2	14.2	0.0	30.5	0	44746
30	15	1	3258.9	3015.0	3015.0	2022.8	3015.0	3015.0	0.0	0.0	0.0	32.9	1	122621
30	15	2	47.5	3539.5	3539.5	2933.4	3539.5	3539.5	0.0	0.0	0.0	17.1	1	908
30	15	3	172.8	2803.8	2803.8	2193.4	2803.8	2803.8	0.0	0.0	0.0	21.8	1	4389
30	15	4	243.3	4262.6	4262.6	3634.2	4262.6	4262.6	0.0	0.0	0.0	14.7	1	6894
30	15	5	348.5	4076.9	4076.9	3319.6	4076.9	4076.9	0.0	0.0	0.0	18.6	1	14130
40	10	1	3600.1	5020.3	3710.5	3032.5	4831.7	4831.7	26.1	23.2	3.8	37.2	0	10493
40	10	2	3600.1	4111.6	2955.1	2537.4	4023.7	4023.7	28.1	26.6	2.1	36.9	0	14136
40	10	3	3600.1	5652.7	3427.3	2844.2	4674.1	4674.1	39.4	26.7	17.3	39.1	0	10176
40	10	4	3600.2	3862.7	3464.1	2239.9	3842.4	3842.4	10.3	9.8	0.5	41.7	0	6136
40	10	5	3600.1	5857.8	3127.8	2642.7	4508.7	4508.7	46.6	30.6	23.0	41.4	0	7935
40	13	1	3600.3	5315.0	4040.4	3507.8	5199.2	5199.2	24.0	22.3	2.2	32.5	0	6243
40	13	2	3600.1	4327.3	3665.8	3305.7	4327.3	4327.3	15.3	15.3	0.0	23.6	0	15040
40	13	3	3600.3	5589.1	3734.3	3267.9	4883.7	4883.7	33.2	23.5	12.6	33.1	0	4360
40	13	4	3600.1	3644.8	2895.6	2407.0	3564.9	3564.9	20.6	18.8	2.2	32.5	0	16134
40	13	5	3600.2	5342.2	3688.2	2849.3	5141.0	5141.0	31.0	28.3	3.8	44.6	0	5833
40	20	1	3600.1	3202.8	3015.9	2645.5	3202.8	3202.8	5.8	5.8	0.0	17.4	0	21259
40	20	2	309.5	2013.4	2013.4	1716.0	2013.4	2013.4	0.0	0.0	0.0	14.8	1	2136
40	20	3	3600.3	2389.8	2253.2	1840.7	2389.8	2389.8	5.7	5.7	0.0	23.0	0	17961
40	20	4	3600.2	3483.1	3268.8	2902.7	3483.1	3483.1	6.2	6.2	0.0	16.7	0	20539
40	20	5	1133.8	2715.4	2715.4	2200.6	2715.4	2715.4	0.0	0.0	0.0	19.0	1	5925
50	12	1	3600.2	6638.0	3297.9	3095.7	4655.2	4655.2	50.3	29.2	29.9	33.5	0	5336
50	12	2	3600.2	3821.4	2688.2	2350.2	3651.1	3651.1	29.7	26.4	4.5	35.6	0	693
50	12	3	3600.2	6126.0	3706.7	3449.8	5333.2	5333.2	39.5	30.5	12.9	35.3	0	5290
50	12	4	3600.5	2789.6	2257.4	1965.8	2765.3	2765.3	19.1	18.4	0.9	28.9	0	423
50	12	5	3600.2	6003.9	2900.6	2593.7	4256.0	4256.0	51.7	31.9	29.1	39.1	0	2541
50	16	1	3600.5	4528.4	3016.4	2700.0	3970.0	3970.0	33.4	24.0	12.3	32.0	0	498
50	16	2	3600.2	2796.4	1754.8	1453.6	2208.6	2208.6	37.2	20.5	21.0	34.2	0	1071
50	16	3	3600.2	3487.4	2980.5	2707.0	3487.4	3487.4	14.5	14.5	0.0	22.4	0	1271
50	16	4	3600.3	2805.6	2193.9	1896.7	2702.6	2702.6	21.8	18.8	3.7	29.8	0	1353
50	16	5	3600.2	2330.8	1769.2	1497.1	2228.7	2228.8	24.1	20.6	4.4	32.8	0	1391
50	25	1	3600.2	1843.2	1806.2	1586.0	1843.2	1843.2	2.0	2.0	0.0	14.0	0	3379
50	25	2	3600.2	2878.9	2650.0	2425.3	2878.9	2878.9	8.0	8.0	0.0	15.8	0	2358
50	25	3	3600.2	2412.0	2251.7	1978.1	2405.2	2405.2	6.7	6.4	0.3	17.8	0	2002
50	25	4	3600.2	2257.5	1993.3	1690.7	2234.3	2234.3	11.7	10.8	1.0	24.3	0	1198
50	25	5	3600.3	2258.4	2142.4	1928.2	2258.4	2258.4	5.1	5.1	0.0	14.6	0	1892

Table 123: Summary results table for model OMT F2 MTZ

N	p	#	CPU	GBUR	GBUL	GUBL	GUL	nod
20	5	5	76.2	35.1	0.0	0.0	0.0	12037
20	6	5	41.5	34.9	0.0	0.0	0.0	4215
20	10	5	23.5	18.9	0.0	0.0	0.0	4121
30	7	0	3600.1	40.1	15.2	1.8	16.5	48499
30	10	2	3055.9	30.6	6.3	0.0	6.3	57838
30	15	5	814.2	21.0	0.0	0.0	0.0	29788
40	10	0	3600.1	39.3	23.4	9.3	30.1	9775
40	13	0	3600.2	33.3	21.6	4.2	24.8	9522
40	20	2	2448.8	18.2	3.5	0.0	3.5	13564
50	12	0	3600.3	34.5	27.3	15.5	38.1	2857
50	16	0	3600.3	30.2	19.7	8.3	26.2	1117
50	25	0	3600.2	17.3	6.5	0.3	6.7	2166

Table 124: Instances results table for model OMT F2 Flow

N	p	ins	CPU	objU	objL	objR	BobjU	BobjL	gUL	gBUL	gUBL	gBUR	opt	nod
20	5	1	289.4	13044.6	13044.6	7580.5	13044.6	13044.6	0.0	0.0	0.0	41.9	1	80914
20	5	2	497.5	11287.1	11287.1	7346.6	11287.1	11287.1	0.0	0.0	0.0	34.9	1	97097
20	5	3	56.6	9256.1	9256.1	5960.5	9256.1	9256.1	0.0	0.0	0.0	35.6	1	8427
20	5	4	25.6	4604.5	4604.5	2953.2	4604.5	4604.5	0.0	0.0	0.0	35.9	1	2179
20	5	5	40.0	11454.5	11454.5	8321.4	11454.5	11454.5	0.0	0.0	0.0	27.4	1	3421
20	6	1	15.0	7471.9	7471.9	5252.8	7471.9	7471.9	0.0	0.0	0.0	29.7	1	2701
20	6	2	24.5	7802.1	7802.1	5098.6	7802.1	7802.1	0.0	0.0	0.0	34.6	1	2029
20	6	3	33.9	8865.4	8865.4	5573.2	8865.4	8865.4	0.0	0.0	0.0	37.1	1	3848
20	6	4	142.3	7169.6	7169.6	4773.3	7169.6	7169.6	0.0	0.0	0.0	33.4	1	36886
20	6	5	709.2	10699.1	10699.1	6430.9	10699.1	10699.1	0.0	0.0	0.0	39.9	1	351031
20	10	1	3600.1	6480.9	6054.9	5051.3	6480.9	6480.9	6.6	6.6	0.0	22.1	0	781553
20	10	2	3600.1	6793.4	6587.1	5249.1	6793.4	6793.4	3.0	3.0	0.0	22.7	0	1056407
20	10	3	217.7	4910.8	4910.8	4104.5	4910.8	4910.8	0.0	0.0	0.0	16.4	1	720403
20	10	4	16.8	6513.1	6513.1	5381.7	6513.1	6513.1	0.0	0.0	0.0	17.4	1	6709
20	10	5	6.4	3483.8	3483.8	2928.6	3483.8	3483.8	0.0	0.0	0.0	15.9	1	274
30	7	1	3600.2	8271.2	5846.2	4286.9	7703.8	7703.8	29.3	24.1	6.9	44.4	0	41760
30	7	2	2585.6	7418.6	7418.6	4474.8	7418.6	7418.6	0.0	0.0	0.0	39.7	1	41875
30	7	3	3600.4	7102.9	6264.4	4575.1	7102.9	7102.9	11.8	11.8	0.0	35.6	0	76364
30	7	4	3600.1	8776.1	7911.3	5690.6	8776.1	8776.1	9.8	9.8	0.0	35.2	0	51588
30	7	5	3600.1	6118.2	4737.4	3325.9	6118.2	6118.2	22.6	22.6	0.0	45.6	0	32134
30	10	1	3600.1	5258.6	4860.9	3614.0	5258.6	5258.6	7.6	7.6	0.0	31.3	0	169339
30	10	2	160.4	4569.3	4569.3	3127.1	4569.3	4569.3	0.0	0.0	0.0	31.6	1	1777
30	10	3	3600.1	4531.3	4098.8	3289.4	4531.3	4531.3	9.6	9.6	0.0	27.4	0	86752
30	10	4	3600.4	5771.4	5635.9	3901.2	5771.4	5771.4	2.4	2.4	0.0	32.4	0	169435
30	10	5	3600.2	6629.6	5714.7	4610.1	6629.6	6629.6	13.8	13.8	0.0	30.5	0	96208
30	15	1	3600.1	3015.0	2350.7	2022.8	3015.0	3015.0	22.0	22.0	0.0	32.9	0	153778
30	15	2	3600.1	3539.5	3137.5	2933.4	3539.5	3539.5	11.4	11.4	0.0	17.1	0	135897
30	15	3	3600.1	2809.1	2644.6	2193.4	2803.8	2803.8	5.9	5.7	0.2	21.8	0	148110
30	15	4	3600.1	4262.6	4250.4	3634.2	4262.6	4262.6	0.3	0.3	0.0	14.7	0	835853
30	15	5	216.6	4076.9	4076.9	3319.6	4076.9	4076.9	0.0	0.0	0.0	18.6	1	7338
40	10	1	3600.1	5478.9	3704.8	3032.5	4831.7	4831.7	32.4	23.3	11.8	37.2	0	16465
40	10	2	3600.5	4205.7	2993.8	2537.4	4023.7	4023.7	28.8	25.6	4.3	36.9	0	21057
40	10	3	3600.1	4798.5	3453.2	2844.2	4674.1	4674.1	28.0	26.1	2.6	39.1	0	11095
40	10	4	3600.1	3862.7	3142.7	2239.9	3842.4	3842.4	18.6	18.2	0.5	41.7	0	6846
40	10	5	3600.2	6231.6	2855.6	2642.7	4508.7	4508.7	54.2	36.7	27.6	41.4	0	4900
40	13	1	3600.1	5426.7	3888.3	3507.8	5199.2	5199.2	28.4	25.2	4.2	32.5	0	10779
40	13	2	3600.5	4327.3	3664.3	3305.7	4327.3	4327.3	15.3	15.3	0.0	23.6	0	19510
40	13	3	3600.2	5371.9	3610.6	3267.9	4883.7	4883.7	32.8	26.1	9.1	33.1	0	11404
40	13	4	3600.3	3564.9	2932.1	2407.0	3564.9	3564.9	17.8	17.8	0.0	32.5	0	17922
40	13	5	3600.1	5265.6	3185.2	2849.3	5141.0	5141.0	39.5	38.0	2.4	44.6	0	10949
40	20	1	3600.2	3202.8	3090.2	2645.5	3202.8	3202.8	3.5	3.5	0.0	17.4	0	21121
40	20	2	3600.2	2013.4	2013.1	1716.0	2013.4	2013.4	0.0	0.0	0.0	14.8	0	2426745
40	20	3	3600.1	2389.8	2256.4	1840.7	2389.8	2389.8	5.6	5.6	0.0	23.0	0	23335
40	20	4	3600.2	3483.1	3250.3	2902.7	3483.1	3483.1	6.7	6.7	0.0	16.7	0	20786
40	20	5	3600.1	2715.4	2576.7	2200.6	2715.4	2715.4	5.1	5.1	0.0	19.0	0	20965
50	12	1	3600.2	5056.4	3341.3	3095.7	4655.2	4655.2	33.9	28.2	7.9	33.5	0	1860
50	12	2	3600.2	5979.8	2415.9	2350.2	3651.1	3651.1	59.6	33.8	38.9	35.6	0	5019
50	12	3	3600.2	5779.6	3698.5	3449.8	5333.2	5333.2	36.0	30.6	7.7	35.3	0	3637
50	12	4	3602.0	3455.7	2171.2	1965.8	2765.3	2765.3	37.2	21.5	20.0	28.9	0	293
50	12	5	3600.2	11635.7	2897.5	2593.7	4256.0	4256.0	75.1	31.9	63.4	39.1	0	1546
50	16	1	3600.2	4337.0	2994.4	2700.0	3970.0	3970.0	31.0	24.6	8.5	32.0	0	5688
50	16	2	3600.2	4117.8	1601.5	1453.6	2208.6	2208.6	61.1	27.5	46.4	34.2	0	2477
50	16	3	3600.6	3657.9	2954.1	2707.0	3487.4	3487.4	19.2	15.3	4.7	22.4	0	278
50	16	4	3600.2	5409.0	1963.7	1896.7	2702.6	2702.6	63.7	27.3	50.0	29.8	0	1905
50	16	5	3600.2	2274.1	1690.2	1497.1	2228.7	2228.8	25.7	24.2	2.0	32.8	0	4137
50	25	1	3600.2	1843.2	1750.2	1586.0	1843.2	1843.2	5.0	5.0	0.0	14.0	0	3168
50	25	2	3600.1	2878.9	2569.4	2425.3	2878.9	2878.9	10.8	10.8	0.0	15.8	0	5694
50	25	3	3600.3	2410.2	2200.4	1978.1	2405.2	2405.2	8.7	8.5	0.2	17.8	0	3077
50	25	4	3600.3	2268.0	1885.0	1690.7	2234.3	2234.3	16.9	15.6	1.5	24.3	0	2096
50	25	5	3600.3	2258.4	2138.2	1928.2	2258.4	2258.4	5.3	5.3	0.0	14.6	0	2317

Table 125: Summary results table for model OMT F2 Flow

N	p	#	CPU	GBUR	GBUL	GUBL	GUL	nod
20	5	5	181.8	35.1	0.0	0.0	0.0	38408
20	6	5	185.0	34.9	0.0	0.0	0.0	79299
20	10	3	1488.2	18.9	1.9	0.0	1.9	513069
30	7	1	3397.2	40.1	13.7	1.4	14.7	48744
30	10	1	2912.2	30.6	6.7	0.0	6.7	104702
30	15	1	2923.4	21.0	7.9	0.0	7.9	256195
40	10	0	3600.2	39.3	26.0	9.4	32.4	12073
40	13	0	3600.2	33.3	24.5	3.1	26.8	14113
40	20	0	3600.2	18.2	4.2	0.0	4.2	502590
50	12	0	3600.6	34.5	29.2	27.6	48.4	2471
50	16	0	3600.3	30.2	23.8	22.3	40.1	2897
50	25	0	3600.2	17.3	9.0	0.3	9.3	3270

Table 126: Instances results table for model OMT F2 KM

N	p	ins	CPU	objU	objL	objR	BobJU	BobjL	gUL	gBUL	gUBL	gBUR	opt	nod
20	5	1	552.4	13044.6	13044.6	7580.5	13044.6	13044.6	0.0	0.0	0.0	41.9	1	35387
20	5	2	365.3	11287.1	11287.1	7346.6	11287.1	11287.1	0.0	0.0	0.0	34.9	1	10277
20	5	3	152.2	9256.1	9256.1	5963.2	9256.1	9256.1	0.0	0.0	0.0	35.6	1	4589
20	5	4	72.1	4604.5	4604.5	2953.2	4604.5	4604.5	0.0	0.0	0.0	35.9	1	2303
20	5	5	92.1	11454.5	11454.5	8321.4	11454.5	11454.5	0.0	0.0	0.0	27.4	1	3259
20	6	1	39.3	7471.9	7471.9	5252.8	7471.9	7471.9	0.0	0.0	0.0	29.7	1	2976
20	6	2	65.9	7802.1	7802.1	5098.6	7802.1	7802.1	0.0	0.0	0.0	34.6	1	1611
20	6	3	82.1	8865.4	8865.4	5573.2	8865.4	8865.4	0.0	0.0	0.0	37.1	1	3140
20	6	4	98.5	7169.6	7169.6	4773.3	7169.6	7169.6	0.0	0.0	0.0	33.4	1	2367
20	6	5	113.0	10699.1	10699.1	6430.9	10699.1	10699.1	0.0	0.0	0.0	39.9	1	2513
20	10	1	77.9	6480.9	6480.9	5051.3	6480.9	6480.9	0.0	0.0	0.0	22.1	1	2793
20	10	2	25.3	6793.4	6793.4	5249.1	6793.4	6793.4	0.0	0.0	0.0	22.7	1	602
20	10	3	19.1	4911.2	4910.8	4104.5	4910.8	4910.8	0.0	0.0	0.0	16.4	1	1
20	10	4	33.2	6513.1	6513.1	5381.7	6513.1	6513.1	0.0	0.0	0.0	17.4	1	1057
20	10	5	29.4	3483.8	3483.8	2928.6	3483.8	3483.8	0.0	0.0	0.0	15.9	1	155
30	7	1	3600.0	8288.5	8288.5	4286.9	7703.8	7703.8	30.2	24.9	7.0	44.4	0	6300
30	7	2	3600.2	7418.6	6261.2	4474.8	7418.6	7418.6	15.6	15.6	0.0	39.7	0	16203
30	7	3	3600.2	7330.8	5764.2	4575.1	7102.9	7102.9	21.4	18.9	3.1	35.6	0	19167
30	7	4	3600.1	8776.1	7317.1	5690.6	8776.1	8776.1	16.6	16.6	0.0	35.2	0	13872
30	7	5	3600.1	6118.2	4813.6	3325.9	6118.2	6118.2	21.3	21.3	0.0	45.6	0	9716
30	10	1	1576.5	5258.6	5258.6	3614.0	5258.6	5258.6	0.0	0.0	0.0	31.3	1	19472
30	10	2	3600.2	4612.7	3867.9	3127.1	4569.3	4569.3	16.1	15.3	0.9	31.6	0	19510
30	10	3	3600.5	4531.3	4198.8	3289.4	4531.3	4531.3	7.3	7.3	0.0	27.4	0	20902
30	10	4	3600.2	5771.4	5379.9	3901.2	5771.4	5771.4	6.8	6.8	0.0	32.4	0	20695
30	10	5	3600.2	6629.6	5681.7	4610.1	6629.6	6629.6	14.3	14.3	0.0	30.5	0	11952
30	15	1	1320.6	3015.0	3015.0	2022.8	3015.0	3015.0	0.0	0.0	0.0	32.9	1	6308
30	15	2	510.3	3539.5	3539.5	2933.4	3539.5	3539.5	0.0	0.0	0.0	17.1	1	1523
30	15	3	754.3	2803.8	2803.8	2193.4	2803.8	2803.8	0.0	0.0	0.0	21.8	1	2392
30	15	4	995.3	4262.6	4262.6	3634.2	4262.6	4262.6	0.0	0.0	0.0	14.7	1	3348
30	15	5	1239.4	4076.9	4076.9	3319.6	4076.9	4076.9	0.0	0.0	0.0	18.6	1	6938
40	10	1	3600.1	4831.7	3671.2	3032.5	4831.7	4831.7	24.0	24.0	0.0	37.2	0	1180
40	10	2	3600.2	4235.2	2949.3	2537.4	4023.7	4023.7	30.4	26.7	5.0	36.9	0	1064
40	10	3	3600.2	4674.1	3442.2	2844.2	4674.1	4674.1	26.4	26.4	0.0	39.1	0	3061
40	10	4	3602.0	3862.7	2816.2	2239.9	3842.4	3842.4	27.1	26.7	0.5	41.7	0	1435
40	10	5	3600.2	4579.0	3120.8	2642.7	4508.7	4508.7	31.8	30.8	1.5	41.4	0	1348
40	13	1	3600.1	5735.4	3817.2	3507.8	5199.2	5199.2	33.4	26.6	9.3	32.5	0	1709
40	13	2	3600.6	4639.3	3646.0	3305.7	4327.3	4327.3	21.4	15.7	6.7	23.6	0	2379
40	13	3	3600.3	5662.4	3621.5	3267.9	4883.7	4883.7	36.0	25.8	13.8	33.1	0	2282
40	13	4	3600.1	3977.8	2744.5	2407.0	3564.9	3564.9	31.0	23.0	10.4	32.5	0	1431
40	13	5	3600.2	5226.1	3586.7	2849.3	5141.0	5141.0	31.4	30.2	1.6	44.6	0	584
40	20	1	3600.2	3202.8	2916.0	2645.5	3202.8	3202.8	8.9	8.9	0.0	17.4	0	2358
40	20	2	3187.8	2013.4	2013.4	1716.0	2013.4	2013.4	0.0	0.0	0.0	14.8	1	1046
40	20	3	3600.3	2389.8	2188.8	1840.7	2389.8	2389.8	8.4	8.4	0.0	23.0	0	1694
40	20	4	3600.3	3495.4	3187.5	2902.7	3483.1	3483.1	8.8	8.5	0.3	16.7	0	1210
40	20	5	3600.4	2715.4	2521.6	2200.6	2715.4	2715.4	7.1	7.1	0.0	19.0	0	1161
50	12	1	3600.1	13227.9	3144.3	3095.7	4655.2	4655.2	76.2	32.5	64.8	33.5	0	16
50	12	2	3600.1	3677.1	2531.9	2350.2	3651.1	3651.1	31.1	30.6	0.7	35.6	0	1
50	12	3	3600.1	11512.2	3809.5	3449.8	5333.2	5333.2	66.9	28.6	53.7	35.3	0	1
50	12	4	3600.2	7251.1	2068.5	1965.8	2765.3	2765.3	71.5	25.2	61.9	28.9	0	22
50	12	5	3600.1	12362.7	2952.8	2593.7	4256.0	4256.0	76.1	30.6	65.6	39.1	0	1
50	16	1	3600.1	9552.6	2874.2	2700.0	3970.0	3970.0	69.9	27.6	58.4	32.0	0	1
50	16	2	3600.0	8142.4	1615.3	1453.6	2208.6	2208.6	80.2	26.9	72.9	34.2	0	1
50	16	3	3602.0	13992.0	2793.0	2707.0	3487.4	3487.4	80.0	19.9	75.1	22.4	0	7
50	16	4	3600.5	5884.9	2068.7	1896.7	2702.6	2702.6	64.8	23.5	54.1	29.8	0	1
50	16	5	3600.1	5148.6	1712.0	1497.1	2228.7	2228.8	66.8	23.2	56.7	32.8	0	1
50	25	1	3600.0	2602.0	1686.8	1586.0	1843.2	1843.2	35.2	8.5	29.2	14.0	0	1
50	25	2	3600.1	3896.4	2571.8	2425.3	2878.9	2878.9	34.0	10.7	26.1	15.8	0	1
50	25	3	3600.9	3788.1	2159.7	1978.1	2405.2	2405.2	43.0	10.2	36.5	17.8	0	1
50	25	4	3600.1	4094.9	1944.8	1690.7	2234.3	2234.3	52.5	13.0	45.4	24.3	0	1
50	25	5	3600.1	2889.7	2067.0	1928.2	2258.4	2258.4	28.5	8.5	21.8	14.6	0	1

Table 127: Summary results table for model OMT F2 KM

N	p	#	CPU	GBUR	GBUL	GUBL	GUL	nod
20	5	5	246.8	35.1	0.0	0.0	0.0	11163
20	6	5	79.8	34.9	0.0	0.0	0.0	2521
20	10	5	37.0	18.9	0.0	0.0	0.0	922
30	7	0	3600.1	40.1	19.5	2.0	21.0	13052
30	10	1	3195.5	30.6	8.7	0.2	8.9	18506
30	15	5	964.0	21.0	0.0	0.0	0.0	4102
40	10	0	3600.5	39.3	26.9	1.4	27.9	1618
40	13	0	3600.3	33.3	24.3	8.4	30.6	1677
40	20	1	3517.8	18.2	6.6	0.1	6.6	1494
50	12	0	3600.1	34.5	29.5	49.3	64.4	8
50	16	0	3600.5	30.2	24.2	63.4	72.3	2
50	25	0	3600.2	17.3	10.2	31.8	38.6	1



Table 128: Instances results table for model OMT F2 Subelim

N	p	ins	CPU	objU	objL	objR	BobjU	BobjL	gUL	gBUL	gUBL	gBUR	opt	nod
20	5	1	238.3	13044.6	13044.6	7580.5	13044.6	13044.6	0.0	0.0	0.0	41.9	1	89538
20	5	2	622.2	11287.1	11287.1	7346.6	11287.1	11287.1	0.0	0.0	0.0	34.9	1	160577
20	5	3	56.8	9256.1	9256.1	5960.5	9256.1	9256.1	0.0	0.0	0.0	35.6	1	16037
20	5	4	83.3	4604.5	4604.5	2953.2	4604.5	4604.5	0.0	0.0	0.0	35.9	1	7971
20	5	5	46.4	11454.5	11454.5	8321.4	11454.5	11454.5	0.0	0.0	0.0	27.4	1	5103
20	6	1	77.8	7471.9	7471.9	5252.8	7471.9	7471.9	0.0	0.0	0.0	29.7	1	10808
20	6	2	60.6	7802.1	7802.1	5098.6	7802.1	7802.1	0.0	0.0	0.0	34.6	1	2604
20	6	3	110.8	8865.4	8865.4	5573.2	8865.4	8865.4	0.0	0.0	0.0	37.1	1	11291
20	6	4	295.4	7169.6	7169.6	4773.3	7169.6	7169.6	0.0	0.0	0.0	33.4	1	132604
20	6	5	184.9	10699.1	10699.1	6430.9	10699.1	10699.1	0.0	0.0	0.0	39.9	1	66541
20	10	1	3600.0	6480.9	6072.4	5051.3	6480.9	6480.9	6.3	6.3	0.0	22.1	0	946221
20	10	2	3600.1	6793.4	6449.3	5249.1	6793.4	6793.4	5.1	5.1	0.0	22.7	0	838217
20	10	3	139.5	4910.8	4910.8	4104.5	4910.8	4910.8	0.0	0.0	0.0	16.4	1	64009
20	10	4	123.6	6513.1	6513.1	5381.7	6513.1	6513.1	0.0	0.0	0.0	17.4	1	30228
20	10	5	37.9	3483.8	3483.8	2928.6	3483.8	3483.8	0.0	0.0	0.0	15.9	1	1294
30	7	1	3600.1	9589.3	5983.7	4286.9	7703.8	7703.8	37.6	22.3	19.7	44.4	0	117605
30	7	2	3600.0	7418.6	6625.3	4474.8	7418.6	7418.6	10.7	10.7	0.0	39.7	0	58200
30	7	3	3600.1	8222.6	5470.1	4575.1	7102.9	7102.9	33.5	23.0	13.6	35.6	0	68159
30	7	4	3600.9	8776.1	7029.0	5690.6	8776.1	8776.1	19.9	19.9	0.0	35.2	0	27075
30	7	5	3600.1	7703.2	3978.6	3325.9	6118.2	6118.2	48.4	35.0	20.6	45.6	0	80136
30	10	1	3600.0	5263.9	4692.2	3614.0	5258.6	5258.6	10.9	10.8	0.1	31.3	0	124951
30	10	2	3600.0	4569.3	4018.7	3127.1	4569.3	4569.3	12.1	12.1	0.0	31.6	0	212724
30	10	3	3600.1	4531.3	4270.8	3289.4	4531.3	4531.3	5.8	5.8	0.0	27.4	0	188527
30	10	4	3600.1	6195.4	5248.9	3901.2	5771.4	5771.4	15.3	9.1	6.8	32.4	0	154213
30	10	5	3600.1	8123.8	5268.4	4610.1	6629.6	6629.6	35.1	20.5	18.4	30.5	0	183153
30	15	1	3600.1	3067.1	2291.8	2022.8	3015.0	3015.0	25.3	24.0	1.7	32.9	0	122242
30	15	2	3600.1	3734.6	3137.5	2933.4	3539.5	3539.5	16.0	11.4	5.2	17.1	0	156501
30	15	3	3600.1	2803.8	2639.4	2193.4	2803.8	2803.8	5.9	5.9	0.0	21.8	0	153092
30	15	4	3600.0	4262.6	4250.4	3634.2	4262.6	4262.6	0.3	0.3	0.0	14.7	0	423685
30	15	5	222.6	4076.9	4076.9	3319.6	4076.9	4076.9	0.0	0.0	0.0	18.6	1	6411
40	10	1	3600.1	29780.4	3483.1	3032.5	4831.7	4831.7	88.3	27.9	83.8	37.2	0	18214
40	10	2	3600.1	39845.8	2844.5	2537.4	4023.7	4023.7	92.9	29.3	89.9	36.9	0	19318
40	10	3	3600.1	11745.6	3372.8	2844.2	4674.1	4674.1	71.3	27.8	60.2	39.1	0	20834
40	10	4	3600.1	50964.2	2758.9	2239.9	3842.4	3842.4	94.6	28.2	92.5	41.7	0	14075
40	10	5	3600.1	46174.1	2787.1	2642.7	4508.7	4508.7	94.0	38.2	90.2	41.4	0	10878
40	13	1	3600.1	50942.1	3853.5	3507.8	5199.2	5199.2	92.4	25.9	89.8	32.5	0	27232
40	13	2	3600.4	4833.3	3733.6	3305.7	4327.3	4327.3	22.8	13.7	10.5	23.6	0	20654
40	13	3	3600.2	21512.7	3549.4	3267.9	4883.7	4883.7	83.5	27.3	77.3	33.1	0	23058
40	13	4	3600.4	67708.6	2732.2	2407.0	3564.9	3564.9	96.0	23.4	94.7	32.5	0	18312
40	13	5	3600.3	54901.7	3120.5	2849.3	5141.0	5141.0	94.3	39.3	90.6	44.6	0	23200
40	20	1	3600.1	5582.7	2860.8	2645.5	3202.8	3202.8	48.8	10.7	42.6	17.4	0	53026
40	20	2	3600.1	8395.2	1915.8	1716.0	2013.4	2013.4	77.2	4.8	76.0	14.8	0	48404
40	20	3	3600.4	53588.3	2075.9	1840.7	2389.8	2389.8	96.1	13.1	95.5	23.0	0	43252
40	20	4	3600.6	8930.8	3160.9	2902.7	3483.1	3483.1	64.6	9.2	61.0	16.7	0	39232
40	20	5	3600.4	51966.3	2472.2	2200.6	2715.4	2715.4	95.2	9.0	94.8	19.0	0	20871
50	12	1	3600.1	61990.6	3341.4	3095.7	4655.2	4655.2	94.6	28.2	92.5	33.5	0	5217
50	12	2	3600.0	43393.0	2646.4	2350.2	3651.1	3651.1	93.9	27.5	91.6	35.6	0	5614
50	12	3	3600.1	56038.5	3795.5	3449.8	5333.2	5333.2	93.2	28.8	90.5	35.3	0	5127
50	12	4	3600.0	60833.4	2156.3	1965.8	2765.3	2765.3	96.5	22.0	95.4	28.9	0	3937
50	12	5	3600.1	40962.4	3013.1	2593.7	4256.0	4256.0	92.6	29.2	89.6	39.1	0	3596
50	16	1	3600.1	51067.1	2973.9	2700.0	3970.0	3970.0	94.2	25.1	92.2	32.0	0	5884
50	16	2	3601.7	60912.3	1670.3	1453.6	2208.6	2208.6	97.3	24.4	96.4	34.2	0	3730
50	16	3	3600.8	48198.7	2912.8	2707.0	3487.4	3487.4	94.0	16.5	92.8	22.4	0	4934
50	16	4	3600.2	50505.0	2119.8	1896.7	2702.6	2702.6	95.8	21.6	94.7	29.8	0	5094
50	16	5	3600.0	39995.3	1621.0	1497.1	2228.7	2228.8	96.0	27.3	94.4	32.8	0	4565
50	25	1	3601.6	63836.4	1724.8	1586.0	1843.2	1843.2	97.3	6.4	97.1	14.0	0	2822
50	25	2	3600.4	60076.6	2549.1	2425.3	2878.9	2878.9	95.8	11.4	95.2	15.8	0	3448
50	25	3	3600.1	49340.9	2180.8	1978.1	2405.2	2405.2	95.6	9.3	95.1	17.8	0	4073
50	25	4	3600.1	53169.2	1844.8	1690.7	2234.3	2234.3	96.5	17.4	95.8	24.3	0	4925
50	25	5	3601.9	53161.2	2115.0	1928.2	2258.4	2258.4	96.0	6.3	95.8	14.6	0	3049

Table 129: Summary results table for model OMT F2 Subelim

N	p	#	CPU	GBUR	GBUL	GUBL	GUL	nod
20	5	5	209.4	35.1	0.0	0.0	0.0	55845
20	6	5	145.9	34.9	0.0	0.0	0.0	44770
20	10	3	1500.2	18.9	2.3	0.0	2.3	375994
30	7	0	3600.2	40.1	22.2	10.8	30.0	70235
30	10	0	3600.1	30.6	11.7	5.1	15.8	172714
30	15	1	2924.6	21.0	8.3	1.4	9.5	172386
40	10	0	3600.1	39.3	30.3	83.3	88.2	16664
40	13	0	3600.3	33.3	25.9	72.6	77.8	22491
40	20	0	3600.3	18.2	9.4	74.0	76.4	40957
50	12	0	3600.1	34.5	27.1	91.9	94.2	4698
50	16	0	3600.6	30.2	23.0	94.1	95.5	4841
50	25	0	3600.8	17.3	10.2	95.8	96.2	3663

Table 130: Instances results table for model OMT Benders modern Kruskal

N	p	ins	CPU	objU	objL	objR	BobjU	BobjL	gUL	gBUL	gUBL	gBUR	opt	nod
20	5	1	3600.1	14521.5	4548.6	1917.5	13044.6	13044.6	68.7	65.1	10.2	85.3	0	1677206
20	5	2	3600.3	12556.5	5106.2	2820.2	11287.1	11287.1	59.3	54.8	10.1	75.0	0	1093085
20	5	3	3600.2	11201.0	3787.9	1774.8	9256.1	9256.1	66.2	59.1	17.4	80.8	0	1315047
20	5	4	3600.1	4604.5	2948.6	972.3	4604.5	4604.5	36.0	36.0	0.0	78.9	0	1309603
20	5	5	3600.1	11454.5	7613.1	2758.4	11454.5	11454.5	33.5	33.5	0.0	75.9	0	1229804
20	6	1	3600.3	8671.9	2313.4	1119.1	7471.9	7471.9	73.3	69.0	13.8	85.0	0	1142877
20	6	2	3600.0	11940.1	2866.2	1453.0	7802.1	7802.1	76.0	63.3	34.7	81.4	0	928946
20	6	3	3600.1	11959.4	2254.1	1160.5	8865.4	8865.4	81.2	74.6	25.9	86.9	0	1205095
20	6	4	3600.1	7386.8	2315.0	1215.0	7169.6	7169.6	68.7	67.7	2.9	83.0	0	1388311
20	6	5	3600.1	11279.2	3381.1	1306.1	10699.1	10699.1	70.0	68.4	5.1	87.8	0	1015138
20	10	1	3600.2	7539.5	954.3	513.9	6480.9	6480.9	87.3	85.3	14.0	92.1	0	569036
20	10	2	3600.4	8645.9	845.3	455.1	6793.4	6793.4	90.2	87.6	21.4	93.3	0	525168
20	10	3	3600.3	6299.1	813.0	437.8	4910.8	4910.8	87.1	83.4	22.0	91.1	0	580196
20	10	4	3600.4	8193.8	320.9	172.8	6513.1	6513.1	96.1	95.1	20.5	97.3	0	501314
20	10	5	3600.3	3748.8	114.9	61.9	3483.8	3483.8	96.9	96.7	7.1	98.2	0	526405
30	7	1	3600.2	9846.8	1816.6	853.0	7703.8	7703.8	81.6	76.4	21.8	88.9	0	376025
30	7	2	3600.1	14271.3	2899.3	1547.4	7418.6	7418.6	79.7	60.9	48.0	79.1	0	353031
30	7	3	3600.1	11690.3	2209.0	1520.9	7102.9	7102.9	81.1	68.9	39.2	78.6	0	302320
30	7	4	3600.7	15076.6	2987.0	1626.4	8776.1	8776.1	80.2	66.0	41.8	81.5	0	291074
30	7	5	3600.1	11608.5	1359.4	941.4	6118.2	6118.2	88.3	77.8	47.3	84.6	0	224049
30	10	1	3600.3	9706.0	974.4	533.4	5258.6	5258.6	90.0	81.5	45.8	89.9	0	418360
30	10	2	3600.4	8455.6	1087.1	610.8	4569.3	4569.3	87.1	76.2	46.0	86.6	0	462864
30	10	3	3600.6	5548.1	1276.4	638.2	4531.3	4531.3	77.0	71.8	18.3	85.9	0	451857
30	10	4	3600.6	8101.1	860.3	610.6	5771.4	5771.4	89.4	85.1	28.8	89.4	0	461818
30	10	5	3601.1	10653.3	1666.0	833.0	6629.6	6629.6	84.4	74.9	37.8	87.4	0	363110
30	15	1	3600.6	6359.8	139.4	69.7	3015.0	3015.0	97.8	95.4	52.6	97.7	0	685483
30	15	2	3600.3	6676.1	164.9	83.1	3539.5	3539.5	97.5	95.3	47.0	97.7	0	311940
30	15	3	3601.0	5144.4	171.5	85.8	2803.8	2803.8	96.7	93.9	45.5	96.9	0	468016
30	15	4	3600.7	6108.8	371.6	185.8	4262.6	4262.6	93.9	91.3	30.2	95.6	0	213240
30	15	5	3600.3	6739.1	448.7	224.3	4076.9	4076.9	93.3	89.0	39.5	94.5	0	299491
40	10	1	3600.1	18075.9	1164.7	837.8	4831.7	4831.7	93.6	75.9	73.3	82.7	0	53583
40	10	2	3600.3	19195.7	1203.6	689.2	4023.7	4023.7	93.7	70.1	79.0	82.9	0	20759
40	10	3	3600.1	10480.0	932.2	823.9	4674.1	4674.1	91.1	80.1	55.4	82.4	0	50230
40	10	4	3600.1	11314.1	1127.3	632.4	3842.4	3842.4	90.0	70.7	66.0	83.5	0	66877
40	10	5	3600.2	20568.9	788.3	653.9	4508.7	4508.7	96.2	82.5	78.1	85.5	0	15568
40	13	1	3600.1	13707.4	1368.3	713.7	5199.2	5199.2	90.0	73.7	62.1	86.3	0	39318
40	13	2	3600.8	14309.1	922.8	679.3	4327.3	4327.3	93.6	78.7	69.8	84.3	0	20627
40	13	3	3600.2	12589.4	636.4	521.6	4883.7	4883.7	95.0	87.0	61.2	89.3	0	67032
40	13	4	3600.3	12508.1	836.0	440.5	3564.9	3564.9	93.3	76.6	71.5	87.6	0	20811
40	13	5	3600.7	16742.7	1188.0	650.4	5141.0	5141.0	92.9	76.9	69.3	87.3	0	21354
40	20	1	3600.1	10289.5	258.7	189.8	3202.8	3202.8	97.5	91.9	68.9	94.1	0	195839
40	20	2	3602.0	4529.1	91.6	48.4	2013.4	2013.4	98.0	95.4	55.5	97.6	0	144763
40	20	3	3601.0	4855.1	192.7	99.9	2389.8	2389.8	96.0	91.9	50.8	95.8	0	174809
40	20	4	3601.1	6402.1	409.5	212.3	3483.1	3483.1	93.6	88.2	45.6	93.9	0	212057
40	20	5	3600.5	5892.9	200.5	134.9	2715.4	2715.4	96.6	92.6	53.9	95.0	0	97698
50	12	1	3601.3	19003.3	926.4	904.7	4655.2	4655.2	95.1	80.1	75.5	80.6	0	5274
50	12	2	3600.1	13296.0	696.6	618.8	3651.1	3651.1	94.8	80.9	72.5	83.0	0	5845
50	12	3	3600.1	12458.3	1021.0	955.3	5333.2	5333.2	91.8	80.9	57.2	82.1	0	5427
50	12	4	3600.4	8613.0	604.0	570.2	2765.3	2765.3	93.0	78.2	67.9	79.4	0	5621
50	12	5	3600.4	12566.9	555.7	552.9	4256.0	4256.0	95.6	86.9	66.1	87.0	0	5192
50	16	1	3600.2	13449.6	642.3	621.8	3970.0	3970.0	95.2	83.8	70.5	84.3	0	5785
50	16	2	3600.0	11082.5	235.9	208.6	2208.6	2208.6	97.9	89.3	80.1	90.6	0	5605
50	16	3	3602.4	16326.0	542.8	491.3	3487.4	3487.4	96.7	84.4	78.6	85.9	0	5629
50	16	4	3600.1	9378.5	368.2	332.6	2702.6	2702.6	96.1	86.4	71.2	87.7	0	5517
50	16	5	3600.2	10002.7	321.3	309.7	2228.7	2228.8	96.8	85.6	77.7	86.1	0	6976
50	25	1	3600.2	7890.3	51.7	50.3	1843.2	1843.2	99.3	97.2	76.6	97.3	0	10699
50	25	2	3600.2	8842.0	190.3	139.3	2878.9	2878.9	97.8	93.4	67.4	95.2	0	6039
50	25	3	3600.2	8451.7	182.6	174.2	2405.2	2405.2	97.8	92.4	71.5	92.8	0	11691
50	25	4	3600.3	7519.0	74.2	44.5	2234.3	2234.3	99.0	96.7	70.3	98.0	0	5696
50	25	5	3600.2	7992.2	67.1	62.9	2258.4	2258.4	99.2	97.0	71.7	97.2	0	9001

Table 131: Summary results table for model OMT Benders modern Kruskal

N	p	#	CPU	GBUR	GBUL	GUBL	GUL	nod
20	5	0	3600.2	79.2	49.7	7.5	52.7	1324949
20	6	0	3600.1	84.8	68.6	16.5	73.8	1156073
20	10	0	3600.3	94.4	89.6	17.0	91.5	540424
30	7	0	3600.2	82.5	70.0	39.6	82.2	309300
30	10	0	3600.6	87.8	77.9	35.3	85.6	431602
30	15	0	3600.6	96.5	93.0	43.0	95.8	395634
40	10	0	3600.2	83.4	75.9	70.4	92.9	41403
40	13	0	3600.4	87.0	78.6	66.8	93.0	33828
40	20	0	3600.9	95.3	92.0	54.9	96.3	165033
50	12	0	3600.5	82.4	81.4	67.8	94.1	5472
50	16	0	3600.6	86.9	85.9	75.6	96.5	5902
50	25	0	3600.2	96.1	95.3	71.5	98.6	8625

Table 132: Instances results table for model OMT Benders modern KM

N	p	ins	CPU	objU	objL	objR	BobjU	BobjL	gUL	gBUL	gUBL	gBUR	opt	nod
20	5	1	857.6	13044.6	13044.6	1917.5	13044.6	13044.6	0.0	0.0	0.0	85.3	1	455608
20	5	2	687.0	11287.1	11287.1	2820.2	11287.1	11287.1	0.0	0.0	0.0	75.0	1	306405
20	5	3	2357.6	9256.1	9256.1	1774.8	9256.1	9256.1	0.0	0.0	0.0	80.8	1	803910
20	5	4	423.2	4604.5	4604.5	972.3	4604.5	4604.5	0.0	0.0	0.0	78.9	1	68782
20	5	5	605.0	11454.5	11454.5	2758.4	11454.5	11454.5	0.0	0.0	0.0	75.9	1	358631
20	6	1	937.8	7471.9	7471.9	1119.1	7471.9	7471.9	0.0	0.0	0.0	85.0	1	187305
20	6	2	564.8	7802.1	7802.1	1453.0	7802.1	7802.1	0.0	0.0	0.0	81.4	1	229774
20	6	3	1071.6	8865.4	8865.4	1160.5	8865.4	8865.4	0.0	0.0	0.0	86.9	1	323231
20	6	4	330.5	7169.6	7169.6	1215.0	7169.6	7169.6	0.0	0.0	0.0	83.0	1	93715
20	6	5	762.3	10699.1	10699.1	1306.1	10699.1	10699.1	0.0	0.0	0.0	87.8	1	232286
20	10	1	855.3	6480.9	6480.9	513.9	6480.9	6480.9	0.0	0.0	0.0	92.1	1	167222
20	10	2	489.8	6793.4	6793.4	455.1	6793.4	6793.4	0.0	0.0	0.0	93.3	1	54442
20	10	3	218.5	4910.8	4910.8	437.8	4910.8	4910.8	0.0	0.0	0.0	91.1	1	23972
20	10	4	587.7	6513.1	6513.1	172.8	6513.1	6513.1	0.0	0.0	0.0	97.3	1	60861
20	10	5	697.0	3483.8	3483.8	61.9	3483.8	3483.8	0.0	0.0	0.0	98.2	1	91793
30	7	1	3600.8	14908.9	1518.6	853.0	7703.8	7703.8	89.8	80.3	48.3	88.9	0	247420
30	7	2	3600.1	22992.8	2247.5	1547.4	7418.6	7418.6	90.2	69.7	67.7	79.1	0	181654
30	7	3	3600.1	9258.0	2287.2	1520.9	7102.9	7102.9	75.3	67.8	23.3	78.6	0	322273
30	7	4	3600.2	13618.0	3314.1	1626.4	8776.1	8776.1	75.7	62.2	35.5	81.5	0	278342
30	7	5	3600.6	9901.4	1877.9	941.4	6118.2	6118.2	81.0	69.3	38.2	84.6	0	263866
30	10	1	3630.5	8116.7	1066.7	533.4	5258.6	5258.6	86.9	79.7	35.2	89.9	0	161062
30	10	2	3600.5	6568.9	975.5	610.8	4569.3	4569.3	85.2	78.7	30.4	86.6	0	260488
30	10	3	3600.5	7843.3	1032.9	638.2	4531.3	4531.3	86.8	77.2	42.2	85.9	0	255246
30	10	4	3622.6	8919.4	1236.4	610.6	5771.4	5771.4	86.1	78.6	35.3	89.4	0	56134
30	10	5	3616.9	10330.9	1564.1	833.0	6629.6	6629.6	84.9	76.4	35.8	87.4	0	231869
30	15	1	3615.7	5228.8	142.3	69.7	3015.0	3015.0	97.3	95.3	42.3	97.7	0	78310
30	15	2	3600.0	5583.2	162.7	83.1	3539.5	3539.5	97.1	95.4	36.6	97.7	0	148111
30	15	3	3707.0	5685.8	171.5	85.8	2803.8	2803.8	97.0	93.9	50.7	96.9	0	73872
30	15	4	3643.4	5063.9	563.5	185.8	4262.6	4262.6	88.9	86.8	15.8	95.6	0	52633
30	15	5	3632.6	6937.0	448.7	224.3	4076.9	4076.9	93.5	89.0	41.2	94.5	0	58371
40	10	1	3603.3	18075.9	1495.9	837.8	4831.7	4831.7	91.7	69.0	73.3	82.7	0	20851
40	10	2	3600.2	19195.7	826.3	689.2	4023.7	4023.7	95.7	79.5	79.0	82.9	0	20745
40	10	3	3600.2	10480.0	1401.0	823.9	4674.1	4674.1	86.6	70.0	55.4	82.4	0	21010
40	10	4	3600.3	15115.4	1170.1	632.4	3842.4	3842.4	92.3	69.6	74.6	83.5	0	39783
40	10	5	3600.1	16626.7	812.1	653.9	4508.7	4508.7	95.1	82.0	72.9	85.5	0	19707
40	13	1	3601.3	17016.0	779.9	713.7	5199.2	5199.2	95.4	85.0	69.4	86.3	0	21028
40	13	2	3600.1	14309.1	815.2	679.3	4327.3	4327.3	94.3	81.2	69.8	84.3	0	60719
40	13	3	3600.1	12589.4	654.1	521.6	4883.7	4883.7	94.8	86.6	61.2	89.3	0	19130
40	13	4	3600.5	12508.1	626.9	440.5	3564.9	3564.9	95.0	82.4	71.5	87.6	0	21435
40	13	5	3600.1	16742.7	911.0	650.4	5141.0	5141.0	94.6	82.3	69.3	87.3	0	63301
40	20	1	3600.1	9504.5	288.2	189.8	3202.8	3202.8	97.0	91.0	66.3	94.1	0	94775
40	20	2	3629.2	5466.3	89.3	48.4	2013.4	2013.4	98.4	95.6	63.2	97.6	0	25099
40	20	3	3600.2	10274.8	152.0	99.9	2389.8	2389.8	98.5	93.6	76.7	95.8	0	21535
40	20	4	3993.4	7624.1	409.5	212.3	3483.1	3483.1	94.6	88.2	54.3	93.9	0	12381
40	20	5	3754.8	6693.9	260.2	134.9	2715.4	2715.4	96.1	90.4	59.4	95.0	0	12912
50	12	1	3600.1	19003.3	904.7	904.7	4655.2	4655.2	95.2	80.6	75.5	80.6	0	4601
50	12	2	3600.0	13296.0	688.5	618.8	3651.1	3651.1	94.8	81.1	72.5	83.0	0	5498
50	12	3	3600.2	12458.3	958.5	955.3	5333.2	5333.2	92.3	82.0	57.2	82.1	0	3218
50	12	4	3600.1	8613.0	603.0	570.2	2765.3	2765.3	93.0	78.2	67.9	79.4	0	5629
50	12	5	3600.1	12566.9	559.7	552.9	4256.0	4256.0	95.6	86.8	66.1	87.0	0	5160
50	16	1	3600.1	13449.6	672.8	621.8	3970.0	3970.0	95.0	83.0	70.5	84.3	0	5663
50	16	2	3600.2	11082.5	209.2	208.6	2208.6	2208.6	98.1	90.5	80.1	90.6	0	5239
50	16	3	3600.0	16326.0	551.1	491.3	3487.4	3487.4	96.6	84.2	78.6	85.9	0	5439
50	16	4	3600.1	9378.5	368.0	332.6	2702.6	2702.6	96.1	86.4	71.2	87.7	0	5356
50	16	5	3600.1	10002.7	356.3	309.7	2228.7	2228.8	96.4	84.0	77.7	86.1	0	5654
50	25	1	3600.1	7890.3	57.2	50.3	1843.2	1843.2	99.3	96.9	76.6	97.3	0	6452
50	25	2	3601.3	8842.0	195.7	139.3	2878.9	2878.9	97.8	93.2	67.4	95.2	0	5523
50	25	3	3600.2	8451.7	183.7	174.2	2405.2	2405.2	97.8	92.4	71.5	92.8	0	9711
50	25	4	3600.1	7519.0	73.4	44.5	2234.3	2234.3	99.0	96.7	70.3	98.0	0	5490
50	25	5	3600.1	7992.2	98.6	62.9	2258.4	2258.4	98.8	95.6	71.7	97.2	0	5396

Table 133: Summary results table for model OMT Benders modern KM

N	p	#	CPU	GBUR	GBUL	GUBL	GUL	nod
20	5	5	986.1	79.2	0.0	0.0	0.0	398667
20	6	5	733.4	84.8	0.0	0.0	0.0	213262
20	10	5	569.7	94.4	0.0	0.0	0.0	79658
30	7	0	3600.4	82.5	69.9	42.6	82.4	258711
30	10	0	3614.2	87.8	78.1	35.8	86.0	192960
30	15	0	3639.7	96.5	92.1	37.3	94.8	82259
40	10	0	3600.8	83.4	74.0	71.0	92.3	24419
40	13	0	3600.4	87.0	83.5	68.2	94.8	37123
40	20	0	3715.5	95.3	91.8	64.0	96.9	33340
50	12	0	3600.1	82.4	81.7	67.8	94.2	4821
50	16	0	3600.1	86.9	85.6	75.6	96.4	5470
50	25	0	3600.4	96.1	95.0	71.5	98.5	6514

Table 134: Instances results table for model OMT Benders classic KM

N	p	ins	CPU	objU	objL	objR	BobjU	BobjL	gUL	gBUL	gUBL	gBUR	opt	nod
20	5	1	3600.8	14794.3	7073.1	1953.9	13044.6	13044.6	52.2	45.8	11.8	85.0	0	
20	5	2	3600.8	11502.3	7741.7	3329.9	11287.1	11287.1	32.7	31.4	1.9	70.5	0	
20	5	3	3600.8	9256.1	4520.3	1812.7	9256.1	9256.1	51.2	51.2	0.0	80.4	0	
20	5	4	3600.8	5250.8	3029.9	972.3	4604.5	4604.5	42.3	34.2	12.3	78.9	0	
20	5	5	3600.8	11454.5	7461.4	2761.7	11454.5	11454.5	34.9	34.9	0.0	75.9	0	
20	6	1	3600.8	7471.9	5457.0	1311.1	7471.9	7471.9	27.0	27.0	0.0	82.4	0	
20	6	2	3600.8	7802.1	7224.9	1912.4	7802.1	7802.1	7.4	7.4	0.0	75.5	0	
20	6	3	3600.9	9473.2	5630.6	1192.1	8865.4	8865.4	40.6	36.5	6.4	86.6	0	
20	6	4	3073.0	7169.6	7169.6	2174.8	7169.6	7169.6	0.0	0.0	0.0	69.7	1	
20	6	5	3600.9	10699.1	9390.9	1537.3	10699.1	10699.1	12.2	12.2	0.0	85.6	0	
20	10	1	3601.1	6516.0	6075.4	4318.6	6480.9	6480.9	6.8	6.3	0.5	33.4	0	
20	10	2	3601.1	6793.4	6793.4	4694.9	6793.4	6793.4	0.0	0.0	0.0	30.9	0	
20	10	3	928.0	4910.8	4910.8	3608.6	4910.8	4910.8	0.0	0.0	0.0	26.5	1	
20	10	4	1407.2	6513.1	6513.1	4405.6	6513.1	6513.1	0.0	0.0	0.0	32.4	1	
20	10	5	3601.1	3483.8	3465.0	2327.5	3483.8	3483.8	0.5	0.5	0.0	33.2	0	
30	7	1	3605.9	12674.4	1739.7	853.6	7703.8	7703.8	86.3	77.4	39.2	88.9	0	
30	7	2	3606.1	19283.9	2944.2	1548.8	7418.6	7418.6	84.7	60.3	61.5	79.1	0	
30	7	3	3606.4	15902.0	2780.7	1520.9	7102.9	7102.9	82.5	60.9	55.3	78.6	0	
30	7	4	3606.0	16077.2	3074.4	1634.0	8776.1	8776.1	80.9	65.0	45.4	81.4	0	
30	7	5	3605.9	16096.4	1852.2	943.9	6118.2	6118.2	88.5	69.7	62.0	84.6	0	
30	10	1	3610.0	6094.2	1424.6	620.7	5258.6	5258.6	76.6	72.9	13.7	88.2	0	
30	10	2	3610.2	7904.9	1221.5	610.8	4569.3	4569.3	84.6	73.3	42.2	86.6	0	
30	10	3	3610.3	7947.1	1276.4	638.2	4531.3	4531.3	83.9	71.8	43.0	85.9	0	
30	10	4	3608.4	9545.5	1250.7	610.6	5771.4	5771.4	86.9	78.3	39.5	89.4	0	
30	10	5	3605.0	10293.7	1666.0	833.0	6629.6	6629.6	83.8	74.9	35.6	87.4	0	
30	15	1	3610.5	4471.0	160.3	69.7	3015.0	3015.0	96.4	94.7	32.6	97.7	0	
30	15	2	3610.7	4528.3	437.1	83.1	3539.5	3539.5	90.3	87.7	21.8	97.7	0	
30	15	3	3610.4	3017.0	1092.2	584.9	2803.8	2803.8	63.8	61.0	7.1	79.1	0	
30	15	4	3610.4	5951.9	506.0	185.8	4262.6	4262.6	91.5	88.1	28.4	95.6	0	
30	15	5	3610.2	4316.9	2317.2	1706.0	4076.9	4076.9	46.3	43.2	5.6	58.1	0	
40	10	1	3626.8	15673.7	0.0	837.8	4831.7	4831.7	100.0	100.0	69.2	82.7	0	
40	10	2	3627.2	11679.4	0.0	689.2	4023.7	4023.7	100.0	100.0	65.6	82.9	0	
40	10	3	3627.4	10611.0	1530.4	823.9	4674.1	4674.1	85.6	67.3	56.0	82.4	0	
40	10	4	3627.6	11130.9	1193.4	632.4	3842.4	3842.4	89.3	68.9	65.5	83.5	0	
40	10	5	3627.0	15669.5	1217.4	653.9	4508.7	4508.7	92.2	73.0	71.2	85.5	0	
40	13	1	3648.4	9977.3	1376.4	713.7	5199.2	5199.2	86.2	73.5	47.9	86.3	0	
40	13	2	3641.0	7276.4	1310.1	679.3	4327.3	4327.3	82.0	69.7	40.5	84.3	0	
40	13	3	3651.8	12532.1	1006.0	521.6	4883.7	4883.7	92.0	79.4	61.0	89.3	0	
40	13	4	3651.2	8336.9	849.6	440.5	3564.9	3564.9	89.8	76.2	57.2	87.6	0	
40	13	5	3650.3	12949.6	1254.4	650.4	5141.0	5141.0	90.3	75.6	60.3	87.3	0	
40	20	1	3653.6	5560.1	366.1	189.8	3202.8	3202.8	93.4	88.6	42.4	94.1	0	
40	20	2	3666.1	5210.8	93.3	48.4	2013.4	2013.4	98.2	95.4	61.4	97.6	0	
40	20	3	3661.0	7775.1	192.7	99.9	2389.8	2389.8	97.5	91.9	69.3	95.8	0	
40	20	4	3654.1	5521.9	409.5	212.3	3483.1	3483.1	92.6	88.2	36.9	93.9	0	
40	20	5	3670.8	6374.6	260.2	134.9	2715.4	2715.4	95.9	90.4	57.4	95.0	0	
50	12	1	3738.8	13101.3	0.0	904.7	4655.2	4655.2	100.0	100.0	64.5	80.6	0	
50	12	2	3757.1	7913.1	1143.9	618.8	3651.1	3651.1	85.5	68.7	53.9	83.0	0	
50	12	3	3730.6	13165.0	1801.5	955.3	5333.2	5333.2	86.3	66.2	59.5	82.1	0	
50	12	4	3747.5	9181.1	0.0	570.2	2765.3	2765.3	100.0	100.0	69.9	79.4	0	
50	12	5	3733.5	11080.3	1047.7	552.9	4256.0	4256.0	90.5	75.4	61.6	87.0	0	
50	16	1	3779.1	12526.4	1206.9	621.8	3970.0	3970.0	90.4	69.6	68.3	84.3	0	
50	16	2	3810.7	8164.5	404.9	208.6	2208.6	2208.6	95.0	81.7	73.0	90.6	0	
50	16	3	3676.8	12160.4	953.7	491.3	3487.4	3487.4	92.2	72.7	71.3	85.9	0	
50	16	4	3743.8	7237.1	0.0	332.6	2702.6	2702.6	100.0	100.0	62.7	87.7	0	
50	16	5	3764.0	6137.2	601.2	309.7	2228.7	2228.8	90.2	73.0	63.7	86.1	0	
50	25	1	3823.0	5501.6	97.7	50.3	1843.2	1843.2	98.2	94.7	66.5	97.3	0	
50	25	2	3859.9	7519.4	270.4	139.3	2878.9	2878.9	96.4	90.6	61.7	95.2	0	
50	25	3	3903.0	5576.2	338.2	174.2	2405.2	2405.2	93.9	85.9	56.9	92.8	0	
50	25	4	3611.5	4064.4	86.4	44.5	2234.3	2234.3	97.9	96.1	45.0	98.0	0	
50	25	5	3857.3	4836.1	122.1	62.9	2258.4	2258.4	97.5	94.6	53.3	97.2	0	

Table 135: Summary results table for model OMT Benders classic KM

N	p	#	CPU	GBUR	GBUL	GUBL	GUL	nod
20	5	0	3600.8	78.1	39.5	5.2	42.7	
20	6	1	3495.3	80.0	16.6	1.3	17.4	
20	10	2	2627.7	31.3	1.4	0.1	1.5	
30	7	0	3606.1	82.5	66.7	52.7	84.6	
30	10	0	3608.8	87.5	74.2	34.8	83.2	
30	15	0	3610.4	85.6	74.9	19.1	77.7	
40	10	0	3627.2	83.4	81.8	65.5	93.4	
40	13	0	3648.5	87.0	74.9	53.4	88.1	
40	20	0	3661.1	95.3	90.9	53.5	95.5	
50	12	0	3741.5	82.4	82.1	61.9	92.5	
50	16	0	3754.9	86.9	79.4	67.8	93.6	
50	25	0	3810.9	96.1	92.4	56.7	96.8	

Table 136: Instances results table for model OMT F1 MTZ covering

N	p	ins	CPU	objU	objL	objR	BobJU	BobjL	gUL	gBUL	gUBL	gBUR	opt	nod
20	5	1	2.5	13044.6	13044.6	4467.1	13044.6	13044.6	0.0	0.0	0.0	65.8	1	485
20	5	2	6.4	11287.1	11287.1	6754.7	11287.1	11287.1	0.0	0.0	0.0	40.2	1	136
20	5	3	3.7	9256.1	9256.1	4589.6	9256.1	9256.1	0.0	0.0	0.0	50.4	1	1
20	5	4	1.5	4604.5	4604.5	2125.2	4604.5	4604.5	0.0	0.0	0.0	53.9	1	1
20	5	5	1.0	11454.5	11454.5	6498.4	11454.5	11454.5	0.0	0.0	0.0	43.3	1	1
20	6	1	0.9	7471.9	7471.9	3510.8	7471.9	7471.9	0.0	0.0	0.0	53.0	1	1
20	6	2	0.8	7802.1	7802.1	4115.0	7802.1	7802.1	0.0	0.0	0.0	47.3	1	1
20	6	3	1.2	8865.4	8865.4	3741.9	8865.4	8865.4	0.0	0.0	0.0	57.8	1	1
20	6	4	1.7	7169.6	7169.6	3272.0	7169.6	7169.6	0.0	0.0	0.0	54.4	1	1
20	6	5	1.7	10699.1	10699.1	3899.5	10699.1	10699.1	0.0	0.0	0.0	63.5	1	1
20	10	1	2.2	6480.9	6480.9	4724.1	6480.9	6480.9	0.0	0.0	0.0	27.1	1	1
20	10	2	3.2	6793.4	6793.4	4834.9	6793.4	6793.4	0.0	0.0	0.0	28.8	1	1
20	10	3	0.8	4910.8	4910.8	3691.2	4910.8	4910.8	0.0	0.0	0.0	24.8	1	1
20	10	4	2.2	6513.1	6513.1	4381.2	6513.1	6513.1	0.0	0.0	0.0	32.7	1	1
20	10	5	2.2	3483.8	3483.8	2179.2	3483.8	3483.8	0.0	0.0	0.0	37.5	1	1
30	7	1	66.9	7703.8	7703.8	2020.0	7703.8	7703.8	0.0	0.0	0.0	73.8	1	2558
30	7	2	18.8	7418.6	7418.6	2825.6	7418.6	7418.6	0.0	0.0	0.0	61.9	1	281
30	7	3	23.6	7102.9	7102.9	3289.2	7102.9	7102.9	0.0	0.0	0.0	53.7	1	1176
30	7	4	22.6	8776.1	8776.1	3604.8	8776.1	8776.1	0.0	0.0	0.0	58.9	1	873
30	7	5	48.5	6118.2	6118.2	1802.9	6118.2	6118.2	0.0	0.0	0.0	70.5	1	2755
30	10	1	10.5	5258.6	5258.6	2220.4	5258.6	5258.6	0.0	0.0	0.0	57.8	1	1
30	10	2	3.9	4569.3	4569.3	2595.2	4569.3	4569.3	0.0	0.0	0.0	43.2	1	1
30	10	3	15.9	4531.3	4531.3	2197.0	4531.3	4531.3	0.0	0.0	0.0	51.5	1	1
30	10	4	10.6	5771.4	5771.4	2450.9	5771.4	5771.4	0.0	0.0	0.0	57.5	1	1
30	10	5	11.3	6629.6	6629.6	3084.6	6629.6	6629.6	0.0	0.0	0.0	53.5	1	75
30	15	1	51.3	3015.0	3015.0	1742.9	3015.0	3015.0	0.0	0.0	0.0	42.2	1	4091
30	15	2	17.9	3539.5	3539.5	2156.3	3539.5	3539.5	0.0	0.0	0.0	39.1	1	298
30	15	3	5.8	2803.8	2803.8	1755.2	2803.8	2803.8	0.0	0.0	0.0	37.4	1	1
30	15	4	13.7	4262.6	4262.6	2839.6	4262.6	4262.6	0.0	0.0	0.0	33.4	1	1
30	15	5	6.1	4076.9	4076.9	2834.4	4076.9	4076.9	0.0	0.0	0.0	30.5	1	1
40	10	1	82.9	4831.7	4831.7	2065.4	4831.7	4831.7	0.0	0.0	0.0	57.2	1	2504
40	10	2	91.7	4023.7	4023.7	1419.6	4023.7	4023.7	0.0	0.0	0.0	64.7	1	2464
40	10	3	222.8	4674.1	4674.1	1815.7	4674.1	4674.1	0.0	0.0	0.0	61.1	1	2462
40	10	4	123.7	3842.4	3842.4	1461.0	3842.4	3842.4	0.0	0.0	0.0	62.0	1	1447
40	10	5	350.8	4508.7	4508.7	1538.1	4508.7	4508.7	0.0	0.0	0.0	65.9	1	3239
40	13	1	90.1	5199.2	5199.2	2403.2	5199.2	5199.2	0.0	0.0	0.0	53.8	1	506
40	13	2	12.9	4327.3	4327.3	2472.2	4327.3	4327.3	0.0	0.0	0.0	42.9	1	1
40	13	3	86.1	4883.7	4883.7	1903.1	4883.7	4883.7	0.0	0.0	0.0	61.0	1	746
40	13	4	95.1	3564.9	3564.9	1687.7	3564.9	3564.9	0.0	0.0	0.0	52.7	1	1438
40	13	5	227.9	5141.0	5141.0	2097.4	5141.0	5141.0	0.0	0.0	0.0	59.2	1	1904
40	20	1	101.1	3202.8	3202.8	2311.5	3202.8	3202.8	0.0	0.0	0.0	27.8	1	326
40	20	2	80.0	2013.4	2013.4	1292.1	2013.4	2013.4	0.0	0.0	0.0	35.8	1	1
40	20	3	52.4	2389.8	2389.8	1565.4	2389.8	2389.8	0.0	0.0	0.0	34.5	1	71
40	20	4	195.5	3483.1	3483.1	2438.9	3483.1	3483.1	0.0	0.0	0.0	30.0	1	3764
40	20	5	17.5	2715.4	2715.4	1841.6	2715.4	2715.4	0.0	0.0	0.0	32.2	1	1
50	12	1	181.5	4655.2	4655.2	2094.8	4655.2	4655.2	0.0	0.0	0.0	55.0	1	1249
50	12	2	762.7	3651.1	3651.1	1388.9	3651.1	3651.1	0.0	0.0	0.0	62.0	1	2032
50	12	3	939.6	5333.2	5333.2	2346.5	5333.2	5333.2	0.0	0.0	0.0	56.0	1	4200
50	12	4	224.7	2765.3	2765.3	1391.4	2765.3	2765.3	0.0	0.0	0.0	49.7	1	1396
50	12	5	2517.3	4256.0	4256.0	1383.5	4256.0	4256.0	0.0	0.0	0.0	67.5	1	17596
50	16	1	276.0	3970.0	3970.0	2003.6	3970.0	3970.0	0.0	0.0	0.0	49.5	1	1863
50	16	2	1214.6	2208.6	2208.6	811.2	2208.6	2208.6	0.0	0.0	0.0	63.3	1	517
50	16	3	35.8	3487.4	3487.4	1704.1	3487.4	3487.4	0.0	0.0	0.0	51.1	1	1
50	16	4	198.9	2702.6	2702.6	1128.8	2702.6	2702.6	0.0	0.0	0.0	58.2	1	947
50	16	5	409.0	2228.7	2228.7	1030.2	2228.7	2228.8	0.0	0.0	0.0	53.8	1	150
50	25	1	162.9	1843.2	1843.2	1232.7	1843.2	1843.2	0.0	0.0	0.0	33.1	1	1170
50	25	2	297.6	2878.9	2878.9	2016.9	2878.9	2878.9	0.0	0.0	0.0	29.9	1	909
50	25	3	300.6	2405.2	2405.2	1711.5	2405.2	2405.2	0.0	0.0	0.0	28.8	1	3779
50	25	4	405.2	2234.3	2234.3	1406.5	2234.3	2234.3	0.0	0.0	0.0	37.0	1	1640
50	25	5	161.2	2258.4	2258.4	1530.5	2258.4	2258.4	0.0	0.0	0.0	32.2	1	19

Table 137: Summary results table for model OMT F1 MTZ covering

N	p	#	CPU	GBUR	GBUL	GUBL	GUL	nod
20	5	5	3.0	50.7	0.0	0.0	0.0	125
20	6	5	1.3	55.2	0.0	0.0	0.0	1
20	10	5	2.1	30.2	0.0	0.0	0.0	1
30	7	5	36.1	63.8	0.0	0.0	0.0	1529
30	10	5	10.4	52.7	0.0	0.0	0.0	16
30	15	5	19.0	36.5	0.0	0.0	0.0	878
40	10	5	174.4	62.2	0.0	0.0	0.0	2423
40	13	5	102.4	53.9	0.0	0.0	0.0	919
40	20	5	89.3	32.1	0.0	0.0	0.0	833
50	12	5	925.2	58.0	0.0	0.0	0.0	5295
50	16	5	426.9	55.2	0.0	0.0	0.0	696
50	25	5	265.5	32.2	0.0	0.0	0.0	1503

Table 138: Instances results table for model OMT F1 Flow (1) covering

N	p	ins	CPU	objU	objL	objR	BobjU	BobjL	gUL	gBUL	gUBL	gBUR	opt	nod
20	5	1	2.5	13044.6	13044.6	4467.1	13044.6	13044.6	0.0	0.0	0.0	65.8	1	390
20	5	2	1.9	11287.1	11287.1	6754.7	11287.1	11287.1	0.0	0.0	0.0	40.2	1	1
20	5	3	3.1	9256.1	9256.1	4589.6	9256.1	9256.1	0.0	0.0	0.0	50.4	1	106
20	5	4	0.8	4604.5	4604.5	2125.2	4604.5	4604.5	0.0	0.0	0.0	53.9	1	1
20	5	5	0.7	11454.5	11454.5	6498.4	11454.5	11454.5	0.0	0.0	0.0	43.3	1	1
20	6	1	0.5	7471.9	7471.9	3510.8	7471.9	7471.9	0.0	0.0	0.0	53.0	1	1
20	6	2	0.3	7802.1	7802.1	4115.0	7802.1	7802.1	0.0	0.0	0.0	47.3	1	0
20	6	3	0.3	8865.4	8865.4	3741.9	8865.4	8865.4	0.0	0.0	0.0	57.8	1	0
20	6	4	1.7	7169.6	7169.6	3272.0	7169.6	7169.6	0.0	0.0	0.0	54.4	1	1
20	6	5	1.1	10699.1	10699.1	3899.5	10699.1	10699.1	0.0	0.0	0.0	63.5	1	1
20	10	1	1.8	6480.9	6480.9	4724.1	6480.9	6480.9	0.0	0.0	0.0	27.1	1	1
20	10	2	5.1	6793.4	6793.4	4834.9	6793.4	6793.4	0.0	0.0	0.0	28.8	1	243
20	10	3	0.4	4910.8	4910.8	3691.2	4910.8	4910.8	0.0	0.0	0.0	24.8	1	1
20	10	4	1.1	6513.1	6513.1	4381.2	6513.1	6513.1	0.0	0.0	0.0	32.7	1	1
20	10	5	0.6	3483.8	3483.8	2179.2	3483.8	3483.8	0.0	0.0	0.0	37.5	1	1
30	7	1	30.3	7703.8	7703.8	2020.0	7703.8	7703.8	0.0	0.0	0.0	73.8	1	397
30	7	2	13.6	7418.6	7418.6	2825.6	7418.6	7418.6	0.0	0.0	0.0	61.9	1	1
30	7	3	24.8	7102.9	7102.9	3289.2	7102.9	7102.9	0.0	0.0	0.0	53.7	1	265
30	7	4	17.4	8776.1	8776.1	3604.8	8776.1	8776.1	0.0	0.0	0.0	58.9	1	247
30	7	5	30.6	6118.2	6118.2	1802.9	6118.2	6118.2	0.0	0.0	0.0	70.5	1	887
30	10	1	12.8	5258.6	5258.6	2220.4	5258.6	5258.6	0.0	0.0	0.0	57.8	1	77
30	10	2	2.3	4569.3	4569.3	2595.2	4569.3	4569.3	0.0	0.0	0.0	43.2	1	1
30	10	3	10.3	4531.3	4531.3	2197.0	4531.3	4531.3	0.0	0.0	0.0	51.5	1	1
30	10	4	5.6	5771.4	5771.4	2450.9	5771.4	5771.4	0.0	0.0	0.0	57.5	1	1
30	10	5	11.6	6629.6	6629.6	3084.6	6629.6	6629.6	0.0	0.0	0.0	53.5	1	1
30	15	1	15.0	3015.0	3015.0	1742.9	3015.0	3015.0	0.0	0.0	0.0	42.2	1	126
30	15	2	13.3	3539.5	3539.5	2156.3	3539.5	3539.5	0.0	0.0	0.0	39.1	1	1
30	15	3	11.2	2803.8	2803.8	1755.2	2803.8	2803.8	0.0	0.0	0.0	37.4	1	143
30	15	4	8.9	4262.6	4262.6	2839.6	4262.6	4262.6	0.0	0.0	0.0	33.4	1	1
30	15	5	3.2	4076.9	4076.9	2834.4	4076.9	4076.9	0.0	0.0	0.0	30.5	1	1
40	10	1	65.5	4831.7	4831.7	2065.4	4831.7	4831.7	0.0	0.0	0.0	57.2	1	643
40	10	2	83.5	4023.7	4023.7	1419.6	4023.7	4023.7	0.0	0.0	0.0	64.7	1	2112
40	10	3	87.3	4674.1	4674.1	1815.7	4674.1	4674.1	0.0	0.0	0.0	61.1	1	2294
40	10	4	109.1	3842.4	3842.4	1461.0	3842.4	3842.4	0.0	0.0	0.0	62.0	1	2399
40	10	5	331.8	4508.7	4508.7	1538.1	4508.7	4508.7	0.0	0.0	0.0	65.9	1	2992
40	13	1	68.2	5199.2	5199.2	2403.2	5199.2	5199.2	0.0	0.0	0.0	53.8	1	1254
40	13	2	9.9	4327.3	4327.3	2472.2	4327.3	4327.3	0.0	0.0	0.0	42.9	1	1
40	13	3	110.3	4883.7	4883.7	1903.1	4883.7	4883.7	0.0	0.0	0.0	61.0	1	2966
40	13	4	100.7	3564.9	3564.9	1687.7	3564.9	3564.9	0.0	0.0	0.0	52.7	1	1168
40	13	5	424.2	5141.0	5141.0	2097.4	5141.0	5141.0	0.0	0.0	0.0	59.2	1	3239
40	20	1	28.5	3202.8	3202.8	2311.5	3202.8	3202.8	0.0	0.0	0.0	27.8	1	1
40	20	2	22.6	2013.4	2013.4	1292.1	2013.4	2013.4	0.0	0.0	0.0	35.8	1	1
40	20	3	54.6	2389.8	2389.8	1565.4	2389.8	2389.8	0.0	0.0	0.0	34.5	1	11
40	20	4	19.0	3483.1	3483.1	2438.9	3483.1	3483.1	0.0	0.0	0.0	30.0	1	1
40	20	5	32.9	2715.4	2715.4	1841.6	2715.4	2715.4	0.0	0.0	0.0	32.2	1	1
50	12	1	165.5	4655.2	4655.2	2094.8	4655.2	4655.2	0.0	0.0	0.0	55.0	1	1559
50	12	2	283.6	3651.1	3651.1	1388.9	3651.1	3651.1	0.0	0.0	0.0	62.0	1	2517
50	12	3	1239.1	5333.2	5333.2	2346.5	5333.2	5333.2	0.0	0.0	0.0	56.0	1	13607
50	12	4	368.4	2765.3	2765.3	1391.4	2765.3	2765.3	0.0	0.0	0.0	49.7	1	1957
50	12	5	894.7	4256.0	4256.0	1383.5	4256.0	4256.0	0.0	0.0	0.0	67.5	1	3045
50	16	1	840.2	3970.0	3969.8	2003.6	3970.0	3970.0	0.0	0.0	0.0	49.5	1	2484
50	16	2	1367.7	2208.6	2208.6	811.2	2208.6	2208.6	0.0	0.0	0.0	63.3	1	3083
50	16	3	35.8	3487.4	3487.4	1704.1	3487.4	3487.4	0.0	0.0	0.0	51.1	1	1
50	16	4	230.5	2702.6	2702.6	1128.8	2702.6	2702.6	0.0	0.0	0.0	58.2	1	1054
50	16	5	556.1	2228.8	2228.8	1030.2	2228.7	2228.8	0.0	0.0	0.0	53.8	1	9115
50	25	1	258.3	1843.2	1843.2	1232.7	1843.2	1843.2	0.0	0.0	0.0	33.1	1	322
50	25	2	186.5	2878.9	2878.9	2016.9	2878.9	2878.9	0.0	0.0	0.0	29.9	1	47
50	25	3	119.9	2405.2	2405.2	1711.5	2405.2	2405.2	0.0	0.0	0.0	28.8	1	47
50	25	4	922.1	2234.3	2234.3	1406.5	2234.3	2234.3	0.0	0.0	0.0	37.0	1	5479
50	25	5	87.0	2258.4	2258.4	1530.5	2258.4	2258.4	0.0	0.0	0.0	32.2	1	1

Table 139: Summary results table for model OMT F1 Flow (1) covering

N	p	#	CPU	GBUR	GBUL	GUBL	GUL	nod
20	5	5	1.8	50.7	0.0	0.0	0.0	100
20	6	5	0.8	55.2	0.0	0.0	0.0	1
20	10	5	1.8	30.2	0.0	0.0	0.0	49
30	7	5	23.3	63.8	0.0	0.0	0.0	359
30	10	5	8.5	52.7	0.0	0.0	0.0	16
30	15	5	10.3	36.5	0.0	0.0	0.0	54
40	10	5	135.4	62.2	0.0	0.0	0.0	2088
40	13	5	142.7	53.9	0.0	0.0	0.0	1726
40	20	5	31.5	32.1	0.0	0.0	0.0	3
50	12	5	590.3	58.0	0.0	0.0	0.0	4537
50	16	5	606.1	55.2	0.0	0.0	0.0	3147
50	25	5	314.8	32.2	0.0	0.0	0.0	1179

Table 140: Instances results table for model OMT F1 Flow (2) covering

N	p	ins	CPU	objU	objL	objR	BobjU	BobjL	gUL	gBUL	gUBL	gBUR	opt	nod
20	5	1	1.7	13044.6	13044.6	4651.1	13044.6	13044.6	0.0	0.0	0.0	64.3	1	1
20	5	2	1.9	11287.1	11286.4	6754.7	11287.1	11287.1	0.0	0.0	0.0	40.2	1	1
20	5	3	2.3	9256.1	9256.1	4589.6	9256.1	9256.1	0.0	0.0	0.0	50.4	1	1
20	5	4	1.1	4604.5	4604.5	2125.2	4604.5	4604.5	0.0	0.0	0.0	53.9	1	1
20	5	5	0.5	11454.5	11454.5	7177.2	11454.5	11454.5	0.0	0.0	0.0	37.3	1	1
20	6	1	0.6	7471.9	7471.9	3676.5	7471.9	7471.9	0.0	0.0	0.0	50.8	1	1
20	6	2	0.3	7802.1	7802.1	4381.7	7802.1	7802.1	0.0	0.0	0.0	43.8	1	0
20	6	3	0.3	8865.4	8865.4	3741.9	8865.4	8865.4	0.0	0.0	0.0	57.8	1	0
20	6	4	1.1	7169.6	7169.6	3407.2	7169.6	7169.6	0.0	0.0	0.0	52.5	1	1
20	6	5	0.8	10699.1	10699.1	3899.5	10699.1	10699.1	0.0	0.0	0.0	63.5	1	1
20	10	1	2.5	6480.9	6480.9	4740.8	6480.9	6480.9	0.0	0.0	0.0	26.9	1	1
20	10	2	2.5	6793.4	6793.4	4834.9	6793.4	6793.4	0.0	0.0	0.0	28.8	1	1
20	10	3	0.5	4910.8	4910.8	3691.2	4910.8	4910.8	0.0	0.0	0.0	24.8	1	1
20	10	4	1.3	6513.1	6513.1	4500.2	6513.1	6513.1	0.0	0.0	0.0	30.9	1	1
20	10	5	0.3	3483.8	3483.8	2279.2	3483.8	3483.8	0.0	0.0	0.0	34.6	1	0
30	7	1	28.5	7703.8	7703.8	2223.7	7703.8	7703.8	0.0	0.0	0.0	71.1	1	606
30	7	2	10.4	7418.6	7418.6	2829.6	7418.6	7418.6	0.0	0.0	0.0	61.9	1	1
30	7	3	19.4	7102.9	7102.9	3332.9	7102.9	7102.9	0.0	0.0	0.0	53.1	1	1
30	7	4	9.2	8776.1	8776.1	3865.9	8776.1	8776.1	0.0	0.0	0.0	56.0	1	1
30	7	5	38.2	6118.2	6118.2	1802.9	6118.2	6118.2	0.0	0.0	0.0	70.5	1	360
30	10	1	21.4	5258.6	5258.6	2361.0	5258.6	5258.6	0.0	0.0	0.0	55.1	1	333
30	10	2	1.2	4569.3	4569.3	2595.2	4569.3	4569.3	0.0	0.0	0.0	43.2	1	0
30	10	3	5.6	4531.3	4531.3	2268.8	4531.3	4531.3	0.0	0.0	0.0	49.9	1	1
30	10	4	4.9	5771.4	5771.4	2583.8	5771.4	5771.4	0.0	0.0	0.0	55.2	1	1
30	10	5	10.8	6629.6	6629.6	3196.4	6629.6	6629.6	0.0	0.0	0.0	51.8	1	1
30	15	1	15.7	3015.0	3015.0	1772.0	3015.0	3015.0	0.0	0.0	0.0	41.2	1	1
30	15	2	13.0	3539.5	3539.5	2269.3	3539.5	3539.5	0.0	0.0	0.0	35.9	1	1
30	15	3	13.3	2803.8	2803.8	1755.2	2803.8	2803.8	0.0	0.0	0.0	37.4	1	1
30	15	4	10.7	4262.6	4262.6	2863.7	4262.6	4262.6	0.0	0.0	0.0	32.8	1	1
30	15	5	2.8	4076.9	4076.9	2834.4	4076.9	4076.9	0.0	0.0	0.0	30.5	1	1
40	10	1	64.7	4831.7	4831.7	2225.4	4831.7	4831.7	0.0	0.0	0.0	53.9	1	963
40	10	2	82.6	4023.7	4023.7	1419.6	4023.7	4023.7	0.0	0.0	0.0	64.7	1	2735
40	10	3	109.4	4674.1	4674.1	1852.4	4674.1	4674.1	0.0	0.0	0.0	60.4	1	1792
40	10	4	83.1	3842.4	3842.4	1461.0	3842.4	3842.4	0.0	0.0	0.0	62.0	1	1235
40	10	5	464.2	4508.7	4508.7	1582.5	4508.7	4508.7	0.0	0.0	0.0	64.9	1	4262
40	13	1	276.2	5199.2	5199.2	2420.4	5199.2	5199.2	0.0	0.0	0.0	53.5	1	1632
40	13	2	19.6	4327.3	4327.3	2505.7	4327.3	4327.3	0.0	0.0	0.0	42.1	1	1
40	13	3	102.8	4883.7	4883.7	1903.1	4883.7	4883.7	0.0	0.0	0.0	61.0	1	1155
40	13	4	82.9	3564.9	3564.9	1687.7	3564.9	3564.9	0.0	0.0	0.0	52.7	1	1
40	13	5	88.0	5141.0	5141.0	2117.9	5141.0	5141.0	0.0	0.0	0.0	58.8	1	754
40	20	1	14.1	3202.8	3202.8	2311.5	3202.8	3202.8	0.0	0.0	0.0	27.8	1	1
40	20	2	20.7	2013.4	2013.4	1313.5	2013.4	2013.4	0.0	0.0	0.0	34.8	1	1
40	20	3	47.5	2389.8	2389.8	1565.4	2389.8	2389.8	0.0	0.0	0.0	34.5	1	1
40	20	4	14.7	3483.1	3483.1	2452.0	3483.1	3483.1	0.0	0.0	0.0	29.6	1	1
40	20	5	104.6	2715.4	2715.4	1841.6	2715.4	2715.4	0.0	0.0	0.0	32.2	1	1
50	12	1	320.0	4655.2	4655.2	2097.2	4655.2	4655.2	0.0	0.0	0.0	55.0	1	2133
50	12	2	341.5	3651.1	3651.1	1388.9	3651.1	3651.1	0.0	0.0	0.0	62.0	1	1956
50	12	3	2147.2	5333.2	5333.2	2425.8	5333.2	5333.2	0.0	0.0	0.0	54.5	1	13122
50	12	4	257.2	2765.3	2765.3	1391.4	2765.3	2765.3	0.0	0.0	0.0	49.7	1	1434
50	12	5	1127.9	4256.0	4256.0	1383.5	4256.0	4256.0	0.0	0.0	0.0	67.5	1	3624
50	16	1	669.0	3970.0	3970.0	2017.5	3970.0	3970.0	0.0	0.0	0.0	49.2	1	1525
50	16	2	153.8	2208.6	2208.6	811.2	2208.6	2208.6	0.0	0.0	0.0	63.3	1	1
50	16	3	23.6	3487.4	3487.4	1734.8	3487.4	3487.4	0.0	0.0	0.0	50.2	1	1
50	16	4	199.4	2702.6	2702.6	1131.4	2702.6	2702.6	0.0	0.0	0.0	58.1	1	33
50	16	5	194.2	2228.8	2228.8	1030.2	2228.8	2228.8	0.0	0.0	0.0	53.8	1	343
50	25	1	324.1	1843.2	1843.2	1253.1	1843.2	1843.2	0.0	0.0	0.0	32.0	1	408
50	25	2	171.0	2878.9	2878.9	2026.6	2878.9	2878.9	0.0	0.0	0.0	29.6	1	1
50	25	3	129.5	2405.2	2405.2	1711.5	2405.2	2405.2	0.0	0.0	0.0	28.8	1	84
50	25	4	777.2	2234.3	2234.3	1406.5	2234.3	2234.3	0.0	0.0	0.0	37.0	1	8770
50	25	5	144.3	2258.4	2258.4	1530.5	2258.4	2258.4	0.0	0.0	0.0	32.2	1	1

Table 141: Summary results table for model OMT F1 Flow (2) covering

N	p	#	CPU	GBUR	GBUL	GUBL	GUL	nod
20	5	5	1.5	49.2	0.0	0.0	0.0	1
20	6	5	0.6	53.7	0.0	0.0	0.0	1
20	10	5	1.4	29.2	0.0	0.0	0.0	1
30	7	5	21.1	62.5	0.0	0.0	0.0	194
30	10	5	8.8	51.0	0.0	0.0	0.0	67
30	15	5	11.1	35.6	0.0	0.0	0.0	1
40	10	5	160.8	61.2	0.0	0.0	0.0	2197
40	13	5	113.9	53.6	0.0	0.0	0.0	709
40	20	5	40.3	31.8	0.0	0.0	0.0	1
50	12	5	838.8	57.7	0.0	0.0	0.0	4454
50	16	5	248.0	54.9	0.0	0.0	0.0	381
50	25	5	309.2	31.9	0.0	0.0	0.0	1853

Table 142: Instances results table for model OMT F1 KM covering

N	p	ins	CPU	objU	objL	objR	BobJU	BobjL	gUL	gBUL	gUBL	gBUR	opt	nod
20	5	1	5.6	13044.6	13044.6	4467.1	13044.6	13044.6	0.0	0.0	0.0	65.8	1	274
20	5	2	1.9	11287.1	11287.1	6754.7	11287.1	11287.1	0.0	0.0	0.0	40.2	1	1
20	5	3	4.9	9256.1	9256.1	4589.6	9256.1	9256.1	0.0	0.0	0.0	50.4	1	1
20	5	4	6.0	4604.5	4604.5	2125.2	4604.5	4604.5	0.0	0.0	0.0	53.9	1	1
20	5	5	0.7	11454.5	11454.5	6498.4	11454.5	11454.5	0.0	0.0	0.0	43.3	1	1
20	6	1	0.5	7471.9	7471.9	3510.8	7471.9	7471.9	0.0	0.0	0.0	53.0	1	0
20	6	2	0.5	7802.1	7802.1	4115.0	7802.1	7802.1	0.0	0.0	0.0	47.3	1	0
20	6	3	0.5	8865.4	8865.4	3741.9	8865.4	8865.4	0.0	0.0	0.0	57.8	1	0
20	6	4	1.6	7169.6	7169.6	3272.0	7169.6	7169.6	0.0	0.0	0.0	54.4	1	1
20	6	5	1.3	10699.1	10699.1	3899.5	10699.1	10699.1	0.0	0.0	0.0	63.5	1	1
20	10	1	2.2	6480.9	6480.9	4724.1	6480.9	6480.9	0.0	0.0	0.0	27.1	1	1
20	10	2	0.5	6793.4	6793.4	4834.9	6793.4	6793.4	0.0	0.0	0.0	28.8	1	0
20	10	3	0.5	4910.8	4910.8	3691.2	4910.8	4910.8	0.0	0.0	0.0	24.8	1	0
20	10	4	2.3	6513.1	6513.1	4381.2	6513.1	6513.1	0.0	0.0	0.0	32.7	1	1
20	10	5	0.5	3483.8	3483.8	2179.2	3483.8	3483.8	0.0	0.0	0.0	37.5	1	0
30	7	1	43.6	7703.8	7703.8	2020.0	7703.8	7703.8	0.0	0.0	0.0	73.8	1	811
30	7	2	15.8	7418.6	7418.6	2825.6	7418.6	7418.6	0.0	0.0	0.0	61.9	1	1
30	7	3	47.4	7102.9	7102.9	3289.2	7102.9	7102.9	0.0	0.0	0.0	53.7	1	957
30	7	4	16.4	8776.1	8776.0	3604.8	8776.1	8776.1	0.0	0.0	0.0	58.9	1	1
30	7	5	29.9	6118.2	6118.2	1802.9	6118.2	6118.2	0.0	0.0	0.0	70.5	1	296
30	10	1	5.3	5258.6	5258.6	2220.4	5258.6	5258.6	0.0	0.0	0.0	57.8	1	1
30	10	2	2.2	4569.3	4569.3	2595.2	4569.3	4569.3	0.0	0.0	0.0	43.2	1	0
30	10	3	7.3	4531.3	4531.3	2197.0	4531.3	4531.3	0.0	0.0	0.0	51.5	1	1
30	10	4	8.8	5771.4	5771.4	2450.9	5771.4	5771.4	0.0	0.0	0.0	57.5	1	1
30	10	5	10.7	6629.6	6629.6	3084.6	6629.6	6629.6	0.0	0.0	0.0	53.5	1	1
30	15	1	21.8	3015.0	3015.0	1742.9	3015.0	3015.0	0.0	0.0	0.0	42.2	1	1
30	15	2	24.7	3539.5	3539.5	2156.3	3539.5	3539.5	0.0	0.0	0.0	39.1	1	1
30	15	3	7.9	2803.8	2803.8	1755.2	2803.8	2803.8	0.0	0.0	0.0	37.4	1	1
30	15	4	12.6	4262.6	4262.6	2839.6	4262.6	4262.6	0.0	0.0	0.0	33.4	1	1
30	15	5	10.2	4076.9	4076.9	2834.4	4076.9	4076.9	0.0	0.0	0.0	30.5	1	1
40	10	1	85.3	4831.7	4831.7	2065.4	4831.7	4831.7	0.0	0.0	0.0	57.2	1	1773
40	10	2	92.0	4023.7	4023.7	1419.6	4023.7	4023.7	0.0	0.0	0.0	64.7	1	498
40	10	3	96.0	4674.1	4674.1	1815.7	4674.1	4674.1	0.0	0.0	0.0	61.1	1	925
40	10	4	71.9	3842.4	3842.4	1461.0	3842.4	3842.4	0.0	0.0	0.0	62.0	1	540
40	10	5	128.0	4508.7	4508.7	1538.1	4508.7	4508.7	0.0	0.0	0.0	65.9	1	1141
40	13	1	51.6	5199.2	5199.2	2403.2	5199.2	5199.2	0.0	0.0	0.0	53.8	1	1
40	13	2	20.1	4327.3	4327.3	2472.2	4327.3	4327.3	0.0	0.0	0.0	42.9	1	1
40	13	3	107.7	4883.7	4883.7	1903.1	4883.7	4883.7	0.0	0.0	0.0	61.0	1	66
40	13	4	104.5	3564.9	3564.9	1687.7	3564.9	3564.9	0.0	0.0	0.0	52.7	1	1
40	13	5	254.6	5141.0	5141.0	2097.4	5141.0	5141.0	0.0	0.0	0.0	59.2	1	1
40	20	1	40.8	3202.8	3202.8	2311.5	3202.8	3202.8	0.0	0.0	0.0	27.8	1	1
40	20	2	91.6	2013.4	2013.4	1292.1	2013.4	2013.4	0.0	0.0	0.0	35.8	1	1
40	20	3	244.2	2389.8	2389.8	1565.4	2389.8	2389.8	0.0	0.0	0.0	34.5	1	1
40	20	4	41.2	3483.1	3483.1	2438.9	3483.1	3483.1	0.0	0.0	0.0	30.0	1	1
40	20	5	31.9	2715.4	2715.4	1841.6	2715.4	2715.4	0.0	0.0	0.0	32.2	1	1
50	12	1	255.0	4655.2	4655.2	2094.8	4655.2	4655.2	0.0	0.0	0.0	55.0	1	652
50	12	2	370.4	3651.1	3651.1	1388.9	3651.1	3651.1	0.0	0.0	0.0	62.0	1	911
50	12	3	509.5	5333.2	5333.2	2346.5	5333.2	5333.2	0.0	0.0	0.0	56.0	1	4502
50	12	4	468.9	2765.3	2765.3	1391.4	2765.3	2765.3	0.0	0.0	0.0	49.7	1	353
50	12	5	769.1	4256.0	4256.0	1383.5	4256.0	4256.0	0.0	0.0	0.0	67.5	1	2821
50	16	1	107.1	3970.0	3970.0	2003.6	3970.0	3970.0	0.0	0.0	0.0	49.5	1	1
50	16	2	191.2	2208.6	2208.6	811.2	2208.6	2208.6	0.0	0.0	0.0	63.3	1	1
50	16	3	28.1	3487.4	3487.4	1704.1	3487.4	3487.4	0.0	0.0	0.0	51.1	1	1
50	16	4	63.3	2702.6	2702.6	1128.8	2702.6	2702.6	0.0	0.0	0.0	58.2	1	1
50	16	5	34.0	2228.8	2228.8	1030.2	2228.8	2228.8	0.0	0.0	0.0	53.8	1	1
50	25	1	82.0	1843.2	1843.2	1232.7	1843.2	1843.2	0.0	0.0	0.0	33.1	1	1
50	25	2	76.8	2878.9	2878.9	2016.9	2878.9	2878.9	0.0	0.0	0.0	29.9	1	1
50	25	3	97.8	2405.2	2405.2	1711.5	2405.2	2405.2	0.0	0.0	0.0	28.8	1	1
50	25	4	152.7	2234.3	2234.3	1406.5	2234.3	2234.3	0.0	0.0	0.0	37.0	1	1
50	25	5	54.5	2258.4	2258.4	1530.5	2258.4	2258.4	0.0	0.0	0.0	32.2	1	1

Table 143: Summary results table for model OMT F1 KM covering

N	p	#	CPU	GBUR	GBUL	GUBL	GUL	nod
20	5	5	3.8	50.7	0.0	0.0	0.0	56
20	6	5	0.9	55.2	0.0	0.0	0.0	0
20	10	5	1.2	30.2	0.0	0.0	0.0	0
30	7	5	30.6	63.8	0.0	0.0	0.0	413
30	10	5	6.9	52.7	0.0	0.0	0.0	1
30	15	5	15.4	36.5	0.0	0.0	0.0	1
40	10	5	94.6	62.2	0.0	0.0	0.0	975
40	13	5	107.7	53.9	0.0	0.0	0.0	14
40	20	5	89.9	32.1	0.0	0.0	0.0	1
50	12	5	474.6	58.0	0.0	0.0	0.0	1848
50	16	5	84.7	55.2	0.0	0.0	0.0	1
50	25	5	92.8	32.2	0.0	0.0	0.0	1



Table 144: Instances results table for model OMT F1 Subelim (1) covering

N	p	ins	CPU	objU	objL	objR	BobjU	BobjL	gUL	gBUL	gUBL	gBUR	opt	nod
20	5	1	2.5	13044.6	13044.6	4467.1	13044.6	13044.6	0.0	0.0	0.0	65.8	1	656
20	5	2	2.0	11287.1	11287.1	6754.7	11287.1	11287.1	0.0	0.0	0.0	40.2	1	137
20	5	3	2.0	9256.1	9256.1	4589.6	9256.1	9256.1	0.0	0.0	0.0	50.4	1	344
20	5	4	1.7	4604.5	4604.5	2125.2	4604.5	4604.5	0.0	0.0	0.0	53.9	1	1
20	5	5	0.9	11454.5	11454.5	6498.4	11454.5	11454.5	0.0	0.0	0.0	43.3	1	1
20	6	1	0.7	7471.9	7471.9	3510.8	7471.9	7471.9	0.0	0.0	0.0	53.0	1	1
20	6	2	0.5	7802.1	7802.1	4115.0	7802.1	7802.1	0.0	0.0	0.0	47.3	1	1
20	6	3	0.9	8865.4	8865.4	3741.9	8865.4	8865.4	0.0	0.0	0.0	57.8	1	1
20	6	4	2.1	7169.6	7169.6	3272.0	7169.6	7169.6	0.0	0.0	0.0	54.4	1	57
20	6	5	1.9	10699.1	10699.1	3899.5	10699.1	10699.1	0.0	0.0	0.0	63.5	1	69
20	10	1	8.0	6480.9	6480.9	4724.1	6480.9	6480.9	0.0	0.0	0.0	27.1	1	3529
20	10	2	2.6	6793.4	6793.4	4834.9	6793.4	6793.4	0.0	0.0	0.0	28.8	1	464
20	10	3	0.5	4910.8	4910.8	3691.2	4910.8	4910.8	0.0	0.0	0.0	24.8	1	1
20	10	4	2.0	6513.1	6513.1	4381.2	6513.1	6513.1	0.0	0.0	0.0	32.7	1	1
20	10	5	2.1	3483.8	3483.8	2179.2	3483.8	3483.8	0.0	0.0	0.0	37.5	1	1
30	7	1	73.4	7703.8	7703.8	2020.0	7703.8	7703.8	0.0	0.0	0.0	73.8	1	3598
30	7	2	14.2	7418.6	7418.6	2825.6	7418.6	7418.6	0.0	0.0	0.0	61.9	1	239
30	7	3	17.6	7102.9	7102.9	3289.2	7102.9	7102.9	0.0	0.0	0.0	53.7	1	757
30	7	4	20.0	8776.1	8776.1	3604.8	8776.1	8776.1	0.0	0.0	0.0	58.9	1	421
30	7	5	62.2	6118.2	6118.2	1802.9	6118.2	6118.2	0.0	0.0	0.0	70.5	1	1321
30	10	1	9.9	5258.6	5258.6	2220.4	5258.6	5258.6	0.0	0.0	0.0	57.8	1	3
30	10	2	2.2	4569.3	4569.3	2595.2	4569.3	4569.3	0.0	0.0	0.0	43.2	1	1
30	10	3	16.2	4531.3	4531.3	2197.0	4531.3	4531.3	0.0	0.0	0.0	51.5	1	209
30	10	4	8.0	5771.4	5771.4	2450.9	5771.4	5771.4	0.0	0.0	0.0	57.5	1	295
30	10	5	22.1	6629.6	6629.6	3084.6	6629.6	6629.6	0.0	0.0	0.0	53.5	1	2762
30	15	1	2159.7	3015.0	3015.0	1742.9	3015.0	3015.0	0.0	0.0	0.0	42.2	1	594777
30	15	2	56.4	3539.5	3539.5	2156.3	3539.5	3539.5	0.0	0.0	0.0	39.1	1	8295
30	15	3	31.9	2803.8	2803.8	1755.2	2803.8	2803.8	0.0	0.0	0.0	37.4	1	1319
30	15	4	9.2	4262.6	4262.6	2839.6	4262.6	4262.6	0.0	0.0	0.0	33.4	1	232
30	15	5	2.7	4076.9	4076.9	2834.4	4076.9	4076.9	0.0	0.0	0.0	30.5	1	1
40	10	1	214.9	4831.7	4831.7	2065.4	4831.7	4831.7	0.0	0.0	0.0	57.2	1	2520
40	10	2	220.4	4023.7	4023.7	1419.6	4023.7	4023.7	0.0	0.0	0.0	64.7	1	4781
40	10	3	235.5	4674.1	4674.1	1815.7	4674.1	4674.1	0.0	0.0	0.0	61.1	1	3544
40	10	4	73.3	3842.4	3842.4	1461.0	3842.4	3842.4	0.0	0.0	0.0	62.0	1	2162
40	10	5	280.7	4508.7	4508.7	1538.1	4508.7	4508.7	0.0	0.0	0.0	65.9	1	2523
40	13	1	1128.1	5199.2	5199.2	2403.2	5199.2	5199.2	0.0	0.0	0.0	53.8	1	124334
40	13	2	8.9	4327.3	4327.3	2472.2	4327.3	4327.3	0.0	0.0	0.0	42.9	1	1
40	13	3	2036.2	4883.7	4883.7	1903.1	4883.7	4883.7	0.0	0.0	0.0	61.0	1	249112
40	13	4	562.7	3564.9	3564.9	1687.7	3564.9	3564.9	0.0	0.0	0.0	52.7	1	8429
40	13	5	3600.2	5141.0	5141.0	2097.4	5141.0	5141.0	7.7	7.7	0.0	59.2	0	314830
40	20	1	3600.4	3202.8	3125.2	2311.5	3202.8	3202.8	2.4	2.4	0.0	27.8	0	279547
40	20	2	49.3	2013.4	2013.4	1292.1	2013.4	2013.4	0.0	0.0	0.0	35.8	1	142
40	20	3	435.6	2389.8	2389.8	1565.4	2389.8	2389.8	0.0	0.0	0.0	34.5	1	9220
40	20	4	3600.5	3483.1	3408.5	2438.9	3483.1	3483.1	2.1	2.1	0.0	30.0	0	337803
40	20	5	145.2	2715.4	2715.3	1841.6	2715.4	2715.4	0.0	0.0	0.0	32.2	1	2400
50	12	1	790.6	4655.2	4655.2	2094.8	4655.2	4655.2	0.0	0.0	0.0	55.0	1	2418
50	12	2	683.5	3651.1	3651.1	1388.9	3651.1	3651.1	0.0	0.0	0.0	62.0	1	1874
50	12	3	810.0	5333.2	5333.2	2346.5	5333.2	5333.2	0.0	0.0	0.0	56.0	1	1985
50	12	4	1183.2	2765.3	2765.3	1391.4	2765.3	2765.3	0.0	0.0	0.0	49.7	1	5102
50	12	5	3600.2	4317.1	4111.4	1383.5	4256.0	4256.0	4.8	3.4	1.4	67.5	0	63666
50	16	1	1270.4	3970.0	3970.0	2003.6	3970.0	3970.0	0.0	0.0	0.0	49.5	1	1312
50	16	2	3600.5	2208.6	2089.5	811.2	2208.6	2208.6	5.4	5.4	0.0	63.3	0	11728
50	16	3	44.0	3487.4	3487.4	1704.1	3487.4	3487.4	0.0	0.0	0.0	51.1	1	1
50	16	4	684.3	2702.6	2702.6	1128.8	2702.6	2702.6	0.0	0.0	0.0	58.2	1	1099
50	16	5	3601.1	2228.8	2155.2	1030.2	2228.8	2228.8	3.3	3.3	0.0	53.8	0	56092
50	25	1	936.9	1843.2	1843.2	1232.7	1843.2	1843.2	0.0	0.0	0.0	33.1	1	1774
50	25	2	3601.2	6072.7	2753.4	2016.9	2878.9	2878.9	54.7	4.4	52.6	29.9	0	122568
50	25	3	616.1	2405.2	2405.2	1711.5	2405.2	2405.2	0.0	0.0	0.0	28.8	1	1829
50	25	4	3600.3	2366.0	2048.9	1406.5	2234.3	2234.3	13.4	8.3	5.6	37.0	0	167954
50	25	5	895.5	2258.4	2258.4	1530.5	2258.4	2258.4	0.0	0.0	0.0	32.2	1	1255

Table 145: Summary results table for model OMT F1 Subelim (1) covering

N	p	#	CPU	GBUR	GBUL	GUBL	GUL	nod
20	5	5	1.8	50.7	0.0	0.0	0.0	228
20	6	5	1.2	55.2	0.0	0.0	0.0	26
20	10	5	3.0	30.2	0.0	0.0	0.0	799
30	7	5	37.5	63.8	0.0	0.0	0.0	1267
30	10	5	11.7	52.7	0.0	0.0	0.0	654
30	15	5	452.0	36.5	0.0	0.0	0.0	120925
40	10	5	205.0	62.2	0.0	0.0	0.0	3106
40	13	4	1467.2	53.9	1.5	0.0	1.5	139341
40	20	3	1566.2	32.1	0.9	0.0	0.9	125822
50	12	4	1413.5	58.0	0.7	0.3	1.0	15009
50	16	3	1840.1	55.2	1.7	0.0	1.7	14046
50	25	3	1930.0	32.2	2.5	11.6	13.6	59076

Table 146: Instances results table for model OMT F1 Subelim (2) covering

N	p	ins	CPU	objU	objL	objR	BobjU	BobjL	gUL	gBUL	gUBL	gBUR	opt	nod
20	5	1	76.1	13044.6	13044.6	4467.1	13044.6	13044.6	0.0	0.0	0.0	65.8	1	66384
20	5	2	1353.0	11287.1	11287.0	6754.7	11287.1	11287.1	0.0	0.0	0.0	40.2	1	482883
20	5	3	46.4	9256.1	9256.1	4589.6	9256.1	9256.1	0.0	0.0	0.0	50.4	1	38145
20	5	4	1.7	4604.5	4604.5	2125.2	4604.5	4604.5	0.0	0.0	0.0	53.9	1	1
20	5	5	0.9	11454.5	11454.5	6498.4	11454.5	11454.5	0.0	0.0	0.0	43.3	1	1
20	6	1	0.6	7471.9	7471.9	3510.8	7471.9	7471.9	0.0	0.0	0.0	53.0	1	1
20	6	2	0.5	7802.1	7802.1	4115.0	7802.1	7802.1	0.0	0.0	0.0	47.3	1	1
20	6	3	0.9	8865.4	8865.4	3741.9	8865.4	8865.4	0.0	0.0	0.0	57.8	1	1
20	6	4	59.0	7169.6	7169.6	3272.0	7169.6	7169.6	0.0	0.0	0.0	54.4	1	99273
20	6	5	38.2	10699.1	10699.1	3899.5	10699.1	10699.1	0.0	0.0	0.0	63.5	1	63878
20	10	1	3600.0	6480.9	6008.7	4724.1	6480.9	6480.9	7.3	7.3	0.0	27.1	0	2306017
20	10	2	3600.1	6793.4	6449.3	4834.9	6793.4	6793.4	5.1	5.1	0.0	28.8	0	2381195
20	10	3	50.5	4910.8	4910.8	3691.2	4910.8	4910.8	0.0	0.0	0.0	24.8	1	47889
20	10	4	14.0	6513.1	6513.1	4381.2	6513.1	6513.1	0.0	0.0	0.0	32.7	1	7061
20	10	5	1.7	3483.8	3483.8	2179.2	3483.8	3483.8	0.0	0.0	0.0	37.5	1	39
30	7	1	3600.3	8360.2	7051.9	2020.0	7703.8	7703.8	15.7	8.5	7.8	73.8	0	372675
30	7	2	11.7	7418.6	7418.6	2825.6	7418.6	7418.6	0.0	0.0	0.0	61.9	1	219
30	7	3	48.4	7102.9	7102.9	3289.2	7102.9	7102.9	0.0	0.0	0.0	53.7	1	2556
30	7	4	20.0	8776.1	8776.1	3604.8	8776.1	8776.1	0.0	0.0	0.0	58.9	1	421
30	7	5	3600.1	6118.2	5417.4	1802.9	6118.2	6118.2	11.5	11.5	0.0	70.5	0	362834
30	10	1	3600.1	5258.6	4860.9	2220.4	5258.6	5258.6	7.6	7.6	0.0	57.8	0	329475
30	10	2	2.6	4569.3	4569.3	2595.2	4569.3	4569.3	0.0	0.0	0.0	43.2	1	1
30	10	3	3600.2	4531.3	4404.4	2197.0	4531.3	4531.3	2.8	2.8	0.0	51.5	0	600772
30	10	4	3600.0	5771.4	5635.9	2450.9	5771.4	5771.4	2.4	2.4	0.0	57.5	0	2982066
30	10	5	3600.1	6629.6	6275.4	3084.6	6629.6	6629.6	5.3	5.3	0.0	53.5	0	316302
30	15	1	3600.1	3015.0	2350.9	1742.9	3015.0	3015.0	22.0	22.0	0.0	42.2	0	438514
30	15	2	3600.1	3539.5	3137.5	2156.3	3539.5	3539.5	11.4	11.4	0.0	39.1	0	366998
30	15	3	3600.1	2803.8	2644.6	1755.2	2803.8	2803.8	5.7	5.7	0.0	37.4	0	651218
30	15	4	3600.1	4262.6	4250.4	2839.6	4262.6	4262.6	0.3	0.3	0.0	33.4	0	788495
30	15	5	2.7	4076.9	4076.9	2834.4	4076.9	4076.9	0.0	0.0	0.0	30.5	1	1
40	10	1	3600.1	5065.2	4633.9	2065.4	4831.7	4831.7	8.5	4.1	4.6	57.2	0	186064
40	10	2	3600.1	4097.5	3732.8	1419.6	4023.7	4023.7	8.9	7.2	1.8	64.7	0	294778
40	10	3	3600.2	4874.7	4472.6	1815.7	4674.1	4674.1	8.2	4.3	4.1	61.1	0	238907
40	10	4	3601.7	3842.4	3716.0	1461.0	3842.4	3842.4	3.3	3.3	0.0	62.0	0	332723
40	10	5	3600.7	4508.7	3796.8	1538.1	4508.7	4508.7	15.8	15.8	0.0	65.9	0	108455
40	13	1	3600.4	5341.5	4829.2	2403.2	5199.2	5199.2	9.6	7.1	2.7	53.8	0	143531
40	13	2	9.5	4327.3	4327.3	2472.2	4327.3	4327.3	0.0	0.0	0.0	42.9	1	1
40	13	3	3600.9	5124.4	4234.0	1903.1	4883.7	4883.7	17.4	13.3	4.7	61.0	0	229317
40	13	4	3600.4	3564.9	3292.7	1687.7	3564.9	3564.9	7.6	7.6	0.0	52.7	0	177177
40	13	5	3600.4	5722.4	4159.1	2097.4	5141.0	5141.0	27.3	19.1	10.2	59.2	0	136024
40	20	1	3600.4	3202.8	3097.8	2311.5	3202.8	3202.8	3.3	3.3	0.0	27.8	0	252932
40	20	2	3600.1	2013.4	2013.4	1292.1	2013.4	2013.4	0.0	0.0	0.0	35.8	0	412248
40	20	3	3600.1	2389.8	2290.8	1565.4	2389.8	2389.8	4.1	4.1	0.0	34.5	0	240132
40	20	4	3600.2	3483.1	3386.8	2438.9	3483.1	3483.1	2.8	2.8	0.0	30.0	0	249489
40	20	5	3600.2	2715.4	2615.1	1841.6	2715.4	2715.4	3.7	3.7	0.0	32.2	0	217273
50	12	1	3600.3	4655.2	4572.2	2094.8	4655.2	4655.2	1.8	1.8	0.0	55.0	0	117490
50	12	2	3600.2	3677.1	3483.4	1388.9	3651.1	3651.1	5.3	4.6	0.7	62.0	0	20784
50	12	3	3600.5	5449.6	5130.8	2346.5	5333.2	5333.2	5.8	3.8	2.1	56.0	0	67274
50	12	4	3600.2	3072.2	2685.9	1391.4	2765.3	2765.3	12.6	2.9	10.0	49.7	0	9739
50	12	5	3600.6	4362.6	3914.2	1383.5	4256.0	4256.0	10.3	8.0	2.4	67.5	0	61854
50	16	1	3601.1	4025.9	3844.8	2003.6	3970.0	3970.0	4.5	3.1	1.4	49.5	0	44717
50	16	2	3600.5	2695.0	2033.3	811.2	2208.6	2208.6	24.6	7.9	18.0	63.3	0	45067
50	16	3	3600.3	3487.4	3486.7	1704.1	3487.4	3487.4	0.0	0.0	0.0	51.1	0	204606
50	16	4	3600.9	2811.1	2629.7	1128.8	2702.6	2702.6	6.4	2.7	3.9	58.2	0	41093
50	16	5	3600.5	9116.9	2066.2	1030.2	2228.7	2228.8	77.3	7.3	75.6	53.8	0	16439
50	25	1	3600.6	1849.0	1808.6	1232.7	1843.2	1843.2	2.2	1.9	0.3	33.1	0	90460
50	25	2	3600.7	3542.6	2707.5	2016.9	2878.9	2878.9	23.6	6.0	18.7	29.9	0	108885
50	25	3	3600.3	2405.2	2347.7	1711.5	2405.2	2405.2	2.4	2.4	0.0	28.8	0	97081
50	25	4	3600.5	3324.4	1981.2	1406.5	2234.3	2234.3	40.4	11.3	32.8	37.0	0	103061
50	25	5	3600.7	2258.4	2227.9	1530.5	2258.4	2258.4	1.4	1.4	0.0	32.2	0	126131

Table 147: Summary results table for model OMT F1 Subelim (2) covering

N	p	#	CPU	GBUR	GBUL	GUBL	GUL	nod
20	5	5	295.6	50.7	0.0	0.0	0.0	117483
20	6	5	19.8	55.2	0.0	0.0	0.0	32631
20	10	3	1453.3	30.2	2.5	0.0	2.5	948440
30	7	3	1456.1	63.8	4.0	1.6	5.4	147741
30	10	1	2880.6	52.7	3.6	0.0	3.6	845723
30	15	1	2880.6	36.5	7.9	0.0	7.9	449045
40	10	0	3600.6	62.2	6.9	2.1	8.9	228585
40	13	1	2882.3	53.9	9.4	3.5	12.4	137210
40	20	0	3600.2	32.1	2.8	0.0	2.8	274415
50	12	0	3600.4	58.0	4.2	3.0	7.2	55428
50	16	0	3600.7	55.2	4.2	19.8	22.6	70384
50	25	0	3600.6	32.2	4.6	10.4	14.0	105124

Table 148: Instances results table for model OMT F2 MTZ covering

N	p	ins	CPU	objU	objL	objR	BobJU	BobjL	gUL	gBUL	gUBL	gBUR	opt	nod
20	5	1	28.8	13044.6	13044.6	7580.5	13044.6	13044.6	0.0	0.0	0.0	41.9	1	1390
20	5	2	8.3	11287.1	11287.1	7346.6	11287.1	11287.1	0.0	0.0	0.0	34.9	1	3134
20	5	3	17.3	9256.1	9256.1	5960.5	9256.1	9256.1	0.0	0.0	0.0	35.6	1	1097
20	5	4	1.7	4604.5	4604.5	2953.2	4604.5	4604.5	0.0	0.0	0.0	35.9	1	1
20	5	5	0.6	11454.5	11454.5	8321.4	11454.5	11454.5	0.0	0.0	0.0	27.4	1	1
20	6	1	0.5	7471.9	7471.9	5252.8	7471.9	7471.9	0.0	0.0	0.0	29.7	1	1
20	6	2	0.3	7802.1	7802.1	5098.6	7802.1	7802.1	0.0	0.0	0.0	34.6	1	0
20	6	3	1.4	8865.4	8865.4	5573.2	8865.4	8865.4	0.0	0.0	0.0	37.1	1	1
20	6	4	4.0	7169.6	7169.6	4773.3	7169.6	7169.6	0.0	0.0	0.0	33.4	1	45
20	6	5	4.1	10699.1	10699.1	6430.9	10699.1	10699.1	0.0	0.0	0.0	39.9	1	82
20	10	1	4.9	6480.9	6480.9	5051.3	6480.9	6480.9	0.0	0.0	0.0	22.1	1	1
20	10	2	0.8	6793.4	6793.4	5249.1	6793.4	6793.4	0.0	0.0	0.0	22.7	1	1
20	10	3	0.3	4910.8	4910.8	4104.5	4910.8	4910.8	0.0	0.0	0.0	16.4	1	0
20	10	4	5.0	6513.1	6513.1	5381.7	6513.1	6513.1	0.0	0.0	0.0	17.4	1	1
20	10	5	6.5	3483.8	3483.8	2928.6	3483.8	3483.8	0.0	0.0	0.0	15.9	1	879
30	7	1	686.9	7703.8	7703.8	4286.9	7703.8	7703.8	0.0	0.0	0.0	44.4	1	10045
30	7	2	73.6	7418.6	7418.6	4474.8	7418.6	7418.6	0.0	0.0	0.0	39.7	1	1085
30	7	3	199.7	7102.9	7102.9	4575.1	7102.9	7102.9	0.0	0.0	0.0	35.6	1	1627
30	7	4	144.9	8776.1	8776.1	5690.6	8776.1	8776.1	0.0	0.0	0.0	35.2	1	1143
30	7	5	424.7	6118.2	6118.2	3325.9	6118.2	6118.2	0.0	0.0	0.0	45.6	1	2401
30	10	1	23.9	5258.6	5258.6	3614.0	5258.6	5258.6	0.0	0.0	0.0	31.3	1	62
30	10	2	4.8	4569.3	4569.3	3127.1	4569.3	4569.3	0.0	0.0	0.0	31.6	1	1
30	10	3	27.4	4531.3	4531.3	3289.4	4531.3	4531.3	0.0	0.0	0.0	27.4	1	1
30	10	4	8.4	5771.4	5771.4	3901.2	5771.4	5771.4	0.0	0.0	0.0	32.4	1	1
30	10	5	37.1	6629.6	6629.6	4610.1	6629.6	6629.6	0.0	0.0	0.0	30.5	1	1211
30	15	1	289.4	3015.0	3015.0	2022.8	3015.0	3015.0	0.0	0.0	0.0	32.9	1	4457
30	15	2	207.6	3539.5	3539.5	2933.4	3539.5	3539.5	0.0	0.0	0.0	17.1	1	1732
30	15	3	34.8	2803.8	2803.8	2193.4	2803.8	2803.8	0.0	0.0	0.0	21.8	1	1044
30	15	4	18.1	4262.6	4262.6	3634.2	4262.6	4262.6	0.0	0.0	0.0	14.7	1	1
30	15	5	6.3	4076.9	4076.9	3319.6	4076.9	4076.9	0.0	0.0	0.0	18.6	1	1
40	10	1	533.1	4831.7	4831.7	3032.5	4831.7	4831.7	0.0	0.0	0.0	37.2	1	1725
40	10	2	723.3	4023.7	4023.7	2537.4	4023.7	4023.7	0.0	0.0	0.0	36.9	1	2173
40	10	3	939.1	4674.1	4674.1	2844.2	4674.1	4674.1	0.0	0.0	0.0	39.1	1	2260
40	10	4	1754.7	3842.4	3842.4	2239.9	3842.4	3842.4	0.0	0.0	0.0	41.7	1	1903
40	10	5	3600.2	4508.7	4125.9	2642.7	4508.7	4508.7	8.5	8.5	0.0	41.4	0	1647
40	13	1	1482.3	5199.2	5199.2	3507.8	5199.2	5199.2	0.0	0.0	0.0	32.5	1	1906
40	13	2	36.7	4327.3	4327.3	3305.7	4327.3	4327.3	0.0	0.0	0.0	23.6	1	1
40	13	3	2786.9	4883.7	4883.7	3267.9	4883.7	4883.7	0.0	0.0	0.0	33.1	1	20262
40	13	4	278.0	3564.9	3564.9	2407.0	3564.9	3564.9	0.0	0.0	0.0	32.5	1	1483
40	13	5	1840.6	5141.0	5141.0	2849.3	5141.0	5141.0	0.0	0.0	0.0	44.6	1	1971
40	20	1	84.7	3202.8	3202.8	2645.5	3202.8	3202.8	0.0	0.0	0.0	17.4	1	1
40	20	2	175.4	2013.4	2013.4	1716.0	2013.4	2013.4	0.0	0.0	0.0	14.8	1	1
40	20	3	240.7	2389.8	2389.8	1840.7	2389.8	2389.8	0.0	0.0	0.0	23.0	1	1099
40	20	4	943.3	3483.1	3483.1	2902.7	3483.1	3483.1	0.0	0.0	0.0	16.7	1	6292
40	20	5	205.5	2715.4	2715.4	2200.6	2715.4	2715.4	0.0	0.0	0.0	19.0	1	1
50	12	1	3600.6	4655.2	4460.1	3095.7	4655.2	4655.2	4.2	4.2	0.0	33.5	0	1264
50	12	2	3602.4	3651.1	3563.9	2350.2	3651.1	3651.1	2.4	2.4	0.0	35.6	0	1215
50	12	3	3600.4	5333.2	5034.6	3449.8	5333.2	5333.2	5.6	5.6	0.0	35.3	0	1375
50	12	4	2806.7	2765.3	2765.3	1965.8	2765.3	2765.3	0.0	0.0	0.0	28.9	1	1170
50	12	5	3604.3	4539.7	3834.1	2593.7	4256.0	4256.0	15.5	9.9	6.2	39.1	0	1146
50	16	1	3603.9	3970.0	3908.8	2700.0	3970.0	3970.0	1.5	1.5	0.0	32.0	0	2423
50	16	2	3611.0	2491.4	2112.4	1453.6	2208.6	2208.6	15.2	4.3	11.3	34.2	0	1143
50	16	3	66.9	3487.4	3487.4	2707.0	3487.4	3487.4	0.0	0.0	0.0	22.4	1	1
50	16	4	3646.0	3138.7	2634.8	1896.7	2702.6	2702.6	16.0	2.5	13.9	29.8	0	7
50	16	5	1088.6	2228.8	2228.8	1497.1	2228.7	2228.8	0.0	0.0	0.0	32.8	1	1067
50	25	1	1119.4	1843.2	1843.2	1586.0	1843.2	1843.2	0.0	0.0	0.0	14.0	1	2274
50	25	2	3600.7	2878.9	2795.6	2425.3	2878.9	2878.9	2.9	2.9	0.0	15.8	0	2673
50	25	3	3532.0	2405.2	2405.2	1978.1	2405.2	2405.2	0.0	0.0	0.0	17.8	1	1781
50	25	4	2259.1	2234.3	2234.3	1690.7	2234.3	2234.3	0.0	0.0	0.0	24.3	1	1525
50	25	5	610.8	2258.4	2258.4	1928.2	2258.4	2258.4	0.0	0.0	0.0	14.6	1	1

Table 149: Summary results table for model OMT F2 MTZ covering

N	p	#	CPU	GBUR	GBUL	GUBL	GUL	nod
20	5	5	11.3	35.1	0.0	0.0	0.0	1125
20	6	5	2.1	34.9	0.0	0.0	0.0	26
20	10	5	3.5	18.9	0.0	0.0	0.0	176
30	7	5	306.0	40.1	0.0	0.0	0.0	3260
30	10	5	20.3	30.6	0.0	0.0	0.0	255
30	15	5	111.2	21.0	0.0	0.0	0.0	1447
40	10	4	1510.1	39.3	1.7	0.0	1.7	1942
40	13	5	1284.9	33.3	0.0	0.0	0.0	5125
40	20	5	329.9	18.2	0.0	0.0	0.0	1479
50	12	1	3442.9	34.5	4.4	1.2	5.5	1234
50	16	2	2403.3	30.2	1.7	5.0	6.5	928
50	25	4	2224.4	17.3	0.6	0.0	0.6	1651

Table 150: Instances results table for model OMT F2 Flow covering

N	p	ins	CPU	objU	objL	objR	BobjU	BobjL	gUL	gBUL	gUBL	gBUR	opt	nod
20	5	1	32.3	13044.6	13044.6	7580.5	13044.6	13044.6	0.0	0.0	0.0	41.9	1	2318
20	5	2	3600.0	11287.1	10761.4	7346.6	11287.1	11287.1	4.7	4.7	0.0	34.9	0	747325
20	5	3	15.2	9256.1	9256.1	5960.5	9256.1	9256.1	0.0	0.0	0.0	35.6	1	1885
20	5	4	1.5	4604.5	4604.5	2953.2	4604.5	4604.5	0.0	0.0	0.0	35.9	1	1
20	5	5	1.2	11454.5	11454.5	8321.4	11454.5	11454.5	0.0	0.0	0.0	27.4	1	1
20	6	1	0.4	7471.9	7471.9	5252.8	7471.9	7471.9	0.0	0.0	0.0	29.7	1	1
20	6	2	0.3	7802.1	7802.1	5098.6	7802.1	7802.1	0.0	0.0	0.0	34.6	1	0
20	6	3	1.0	8865.4	8865.4	5573.2	8865.4	8865.4	0.0	0.0	0.0	37.1	1	1
20	6	4	15.8	7169.6	7169.6	4773.3	7169.6	7169.6	0.0	0.0	0.0	33.4	1	11031
20	6	5	115.4	10699.1	10699.1	6430.9	10699.1	10699.1	0.0	0.0	0.0	39.9	1	138362
20	10	1	3600.0	6480.9	5797.5	5051.3	6480.9	6480.9	10.6	10.6	0.0	22.1	0	1839304
20	10	2	3600.1	6793.4	6294.7	5249.1	6793.4	6793.4	7.3	7.3	0.0	22.7	0	2032580
20	10	3	24.7	4910.8	4910.8	4104.5	4910.8	4910.8	0.0	0.0	0.0	16.4	1	21965
20	10	4	41.6	6513.1	6513.1	5381.7	6513.1	6513.1	0.0	0.0	0.0	17.4	1	34086
20	10	5	5.0	3483.8	3483.8	2928.6	3483.8	3483.8	0.0	0.0	0.0	15.9	1	757
30	7	1	3600.2	7703.8	7703.8	4286.9	7703.8	7703.8	8.5	8.5	0.0	44.4	0	111108
30	7	2	119.4	7418.6	7418.6	4474.8	7418.6	7418.6	0.0	0.0	0.0	39.7	1	1185
30	7	3	140.0	7102.9	7102.9	4575.1	7102.9	7102.9	0.0	0.0	0.0	35.6	1	1617
30	7	4	75.6	8776.1	8776.1	5690.6	8776.1	8776.1	0.0	0.0	0.0	35.2	1	1063
30	7	5	3600.1	6118.2	5417.4	3325.9	6118.2	6118.2	11.5	11.5	0.0	45.6	0	67064
30	10	1	3600.1	5258.6	4860.9	3614.0	5258.6	5258.6	7.6	7.6	0.0	31.3	0	298848
30	10	2	5.5	4569.3	4569.3	3127.1	4569.3	4569.3	0.0	0.0	0.0	31.6	1	1
30	10	3	3600.1	4531.3	4404.4	3289.4	4531.3	4531.3	2.8	2.8	0.0	27.4	0	314700
30	10	4	3600.1	5771.4	5635.9	3901.2	5771.4	5771.4	2.4	2.4	0.0	32.4	0	2984005
30	10	5	3600.1	6629.6	6275.4	4610.1	6629.6	6629.6	5.3	5.3	0.0	30.5	0	234896
30	15	1	3600.1	3015.0	2350.9	2022.8	3015.0	3015.0	22.0	22.0	0.0	32.9	0	127116
30	15	2	3600.2	3539.5	3137.5	2933.4	3539.5	3539.5	11.4	11.4	0.0	17.1	0	210337
30	15	3	3600.1	2803.8	2644.6	2193.4	2803.8	2803.8	5.7	5.7	0.0	21.8	0	201285
30	15	4	3600.2	4262.6	4250.4	3634.2	4262.6	4262.6	0.3	0.3	0.0	14.7	0	2125703
30	15	5	7.9	4076.9	4076.9	3319.6	4076.9	4076.9	0.0	0.0	0.0	18.6	1	1
40	10	1	3600.1	4831.7	4633.9	3032.5	4831.7	4831.7	4.1	4.1	0.0	37.2	0	4933
40	10	2	3600.4	4023.7	3732.8	2537.4	4023.7	4023.7	7.2	7.2	0.0	36.9	0	21132
40	10	3	3601.1	4674.1	4472.6	2844.2	4674.1	4674.1	4.3	4.3	0.0	39.1	0	21041
40	10	4	3600.3	3842.4	3716.0	2239.9	3842.4	3842.4	3.3	3.3	0.0	41.7	0	20951
40	10	5	3600.7	4508.7	3796.8	2642.7	4508.7	4508.7	15.8	15.8	0.0	41.4	0	20627
40	13	1	3603.7	5397.4	4829.2	3507.8	5199.2	5199.2	10.5	7.1	3.7	32.5	0	21665
40	13	2	20.9	4327.3	4327.3	3305.7	4327.3	4327.3	0.0	0.0	0.0	23.6	1	1
40	13	3	3600.9	4883.7	4234.0	3267.9	4883.7	4883.7	13.3	13.3	0.0	33.1	0	20989
40	13	4	3602.1	3564.9	3292.7	2407.0	3564.9	3564.9	7.6	7.6	0.0	32.5	0	21388
40	13	5	3600.7	5226.1	4159.1	2849.3	5141.0	5141.0	20.4	19.1	1.6	44.6	0	21150
40	20	1	3600.8	3202.8	3097.8	2645.5	3202.8	3202.8	3.3	3.3	0.0	17.4	0	119294
40	20	2	3600.4	2013.4	2013.1	1716.0	2013.4	2013.4	0.0	0.0	0.0	14.8	0	1079755
40	20	3	3600.6	2389.8	2290.8	1840.7	2389.8	2389.8	4.1	4.1	0.0	23.0	0	119294
40	20	4	3600.2	3483.1	3386.8	2902.7	3483.1	3483.1	2.8	2.8	0.0	16.7	0	40561
40	20	5	3600.2	2715.4	2615.1	2200.6	2715.4	2715.4	3.7	3.7	0.0	19.0	0	40293
50	12	1	3600.3	4655.2	4572.2	3095.7	4655.2	4655.2	1.8	1.8	0.0	33.5	0	4291
50	12	2	3600.1	3677.1	3483.4	2350.2	3651.1	3651.1	5.3	4.6	0.7	35.6	0	10413
50	12	3	3600.3	5423.2	4982.3	3449.8	5333.2	5333.2	8.1	6.6	1.7	35.3	0	1573
50	12	4	3600.3	2765.3	2669.6	1965.8	2765.3	2765.3	3.5	3.5	0.0	28.9	0	1218
50	12	5	3600.7	4267.6	3826.0	2593.7	4256.0	4256.0	10.3	10.1	0.3	39.1	0	1346
50	16	1	3615.6	4130.1	3830.9	2700.0	3970.0	3970.0	7.2	3.5	3.9	32.0	0	7
50	16	2	3600.2	2471.5	2033.3	1453.6	2208.6	2208.6	17.7	7.9	10.6	34.2	0	31
50	16	3	3600.3	3487.4	3486.7	2707.0	3487.4	3487.4	0.0	0.0	0.0	22.4	0	473737
50	16	4	3612.8	2845.1	2629.7	1896.7	2702.6	2702.6	7.6	2.7	5.0	29.8	0	15
50	16	5	3600.8	2401.7	2066.2	1497.1	2228.7	2228.8	14.0	7.3	7.2	32.8	0	603
50	25	1	3600.6	1843.2	1808.6	1586.0	1843.2	1843.2	1.9	1.9	0.0	14.0	0	3356
50	25	2	3600.2	2945.7	2707.5	2425.3	2878.9	2878.9	8.1	6.0	2.3	15.8	0	4551
50	25	3	3600.4	2405.2	2347.7	1978.1	2405.2	2405.2	2.4	2.4	0.0	17.8	0	1356
50	25	4	3600.7	2278.4	1981.2	1690.7	2234.3	2234.3	13.1	11.3	1.9	24.3	0	11043
50	25	5	3600.7	2258.4	2227.9	1928.2	2258.4	2258.4	1.4	1.4	0.0	14.6	0	10599

Table 151: Summary results table for model OMT F2 Flow covering

N	p	#	CPU	GBUR	GBUL	GUBL	GUL	nod
20	5	4	730.0	35.1	0.9	0.0	0.9	150306
20	6	5	26.6	34.9	0.0	0.0	0.0	29879
20	10	3	1454.3	18.9	3.6	0.0	3.6	785738
30	7	3	1507.1	40.1	4.0	0.0	4.0	36407
30	10	1	2881.2	30.6	3.6	0.0	3.6	766490
30	15	1	2881.7	21.0	7.9	0.0	7.9	532888
40	10	0	3600.5	39.3	6.9	0.0	6.9	17737
40	13	1	2885.7	33.3	9.4	1.1	10.4	17039
40	20	0	3600.4	18.2	2.8	0.0	2.8	283630
50	12	0	3600.3	34.5	5.3	0.5	5.8	3768
50	16	0	3605.9	30.2	4.3	5.3	9.3	94879
50	25	0	3600.5	17.3	4.6	0.8	5.4	6181

Table 152: Instances results table for model OMT F2 KM covering

N	p	ins	CPU	objU	objL	objR	BobjU	BobjL	gUL	gBUL	gUBL	gBUR	opt	nod
20	5	1	99.2	13044.6	13044.6	7580.5	13044.6	13044.6	0.0	0.0	0.0	41.9	1	1307
20	5	2	9.3	11287.1	11287.1	7346.6	11287.1	11287.1	0.0	0.0	0.0	34.9	1	1
20	5	3	32.5	9256.1	9256.1	5960.5	9256.1	9256.1	0.0	0.0	0.0	35.6	1	3423
20	5	4	2.9	4604.5	4604.5	2953.2	4604.5	4604.5	0.0	0.0	0.0	35.9	1	1
20	5	5	1.1	11454.5	11454.5	8321.4	11454.5	11454.5	0.0	0.0	0.0	27.4	1	1
20	6	1	0.8	7471.9	7471.9	5252.8	7471.9	7471.9	0.0	0.0	0.0	29.7	1	1
20	6	2	0.5	7802.1	7802.1	5098.6	7802.1	7802.1	0.0	0.0	0.0	34.6	1	0
20	6	3	2.9	8865.4	8865.4	5573.2	8865.4	8865.4	0.0	0.0	0.0	37.1	1	1
20	6	4	5.7	7169.6	7169.6	4773.3	7169.6	7169.6	0.0	0.0	0.0	33.4	1	1
20	6	5	12.9	10699.1	10699.1	6430.9	10699.1	10699.1	0.0	0.0	0.0	39.9	1	1
20	10	1	25.5	6480.9	6480.9	5051.3	6480.9	6480.9	0.0	0.0	0.0	22.1	1	2467
20	10	2	1.4	6793.4	6793.4	5249.1	6793.4	6793.4	0.0	0.0	0.0	22.7	1	1
20	10	3	0.6	4910.8	4910.8	4104.5	4910.8	4910.8	0.0	0.0	0.0	16.4	1	0
20	10	4	6.1	6513.1	6513.1	5381.7	6513.1	6513.1	0.0	0.0	0.0	17.4	1	1
20	10	5	4.8	3483.8	3483.8	2928.6	3483.8	3483.8	0.0	0.0	0.0	15.9	1	1
30	7	1	2818.0	7703.8	7703.8	4286.9	7703.8	7703.8	0.0	0.0	0.0	44.4	1	2587
30	7	2	252.9	7418.6	7418.6	4474.8	7418.6	7418.6	0.0	0.0	0.0	39.7	1	1
30	7	3	734.9	7102.9	7102.9	4575.1	7102.9	7102.9	0.0	0.0	0.0	35.6	1	1365
30	7	4	617.0	8776.1	8776.1	5690.6	8776.1	8776.1	0.0	0.0	0.0	35.2	1	1194
30	7	5	2779.5	6118.2	6118.2	3325.9	6118.2	6118.2	0.0	0.0	0.0	45.6	1	1600
30	10	1	70.7	5258.6	5258.6	3614.0	5258.6	5258.6	0.0	0.0	0.0	31.3	1	1
30	10	2	12.4	4569.3	4569.3	3127.1	4569.3	4569.3	0.0	0.0	0.0	31.6	1	1
30	10	3	63.5	4531.3	4531.3	3289.4	4531.3	4531.3	0.0	0.0	0.0	27.4	1	1
30	10	4	53.7	5771.4	5771.4	3901.2	5771.4	5771.4	0.0	0.0	0.0	32.4	1	1
30	10	5	114.1	6629.6	6629.6	4610.1	6629.6	6629.6	0.0	0.0	0.0	30.5	1	1
30	15	1	216.7	3015.0	3015.0	2022.8	3015.0	3015.0	0.0	0.0	0.0	32.9	1	1
30	15	2	299.1	3539.5	3539.5	2933.4	3539.5	3539.5	0.0	0.0	0.0	17.1	1	1
30	15	3	245.0	2803.8	2803.8	2193.4	2803.8	2803.8	0.0	0.0	0.0	21.8	1	1306
30	15	4	391.9	4262.6	4262.6	3634.2	4262.6	4262.6	0.0	0.0	0.0	14.7	1	1059
30	15	5	108.3	4076.9	4076.9	3319.6	4076.9	4076.9	0.0	0.0	0.0	18.6	1	1
40	10	1	3600.2	4831.7	4672.9	3032.5	4831.7	4831.7	3.3	3.3	0.0	37.2	0	1508
40	10	2	3294.1	4023.7	4023.7	2537.4	4023.7	4023.7	0.0	0.0	0.0	36.9	1	1548
40	10	3	3600.5	4674.1	4391.8	2844.2	4674.1	4674.1	6.0	6.0	0.0	39.1	0	1122
40	10	4	3600.1	3842.4	3839.0	2239.9	3842.4	3842.4	0.1	0.1	0.0	41.7	0	1167
40	10	5	3600.3	4508.7	4123.7	2642.7	4508.7	4508.7	8.5	8.5	0.0	41.4	0	1146
40	13	1	1883.5	5199.2	5199.2	3507.8	5199.2	5199.2	0.0	0.0	0.0	32.5	1	1072
40	13	2	157.4	4327.3	4327.3	3305.7	4327.3	4327.3	0.0	0.0	0.0	23.6	1	1
40	13	3	3600.3	4925.0	4658.4	3267.9	4883.7	4883.7	5.4	4.6	0.8	33.1	0	1111
40	13	4	2714.8	3564.9	3564.9	2407.0	3564.9	3564.9	0.0	0.0	0.0	32.5	1	1067
40	13	5	3600.4	5226.1	4996.8	2849.3	5141.0	5141.0	4.4	2.8	1.6	44.6	0	1073
40	20	1	1198.6	3202.8	3202.8	2645.5	3202.8	3202.8	0.0	0.0	0.0	17.4	1	1
40	20	2	588.0	2013.4	2013.4	1716.0	2013.4	2013.4	0.0	0.0	0.0	14.8	1	1
40	20	3	528.6	2389.8	2389.8	1840.7	2389.8	2389.8	0.0	0.0	0.0	23.0	1	1
40	20	4	3044.9	3483.1	3483.1	2902.7	3483.1	3483.1	0.0	0.0	0.0	16.7	1	663
40	20	5	752.5	2715.4	2715.4	2200.6	2715.4	2715.4	0.0	0.0	0.0	19.0	1	1
50	12	1	3600.3	4655.2	4279.9	3095.7	4655.2	4655.2	8.1	8.1	0.0	33.5	0	409
50	12	2	3600.1	3668.4	3356.2	2350.2	3651.1	3651.1	8.5	8.1	0.5	35.6	0	1
50	12	3	3600.3	5429.1	4947.9	3449.8	5333.2	5333.2	8.9	7.2	1.8	35.3	0	1
50	12	4	3600.3	2765.3	2734.6	1965.8	2765.3	2765.3	1.1	1.1	0.0	28.9	0	1199
50	12	5	3600.2	4836.1	3778.0	2593.7	4256.0	4256.0	21.9	11.2	12.0	39.1	0	1
50	16	1	3600.1	4042.9	3892.6	2700.0	3970.0	3970.0	3.7	2.0	1.8	32.0	0	1
50	16	2	3600.3	2433.1	2081.2	1453.6	2208.6	2208.6	14.5	5.8	9.2	34.2	0	1
50	16	3	75.2	3487.4	3487.4	2707.0	3487.4	3487.4	0.0	0.0	0.0	22.4	1	1
50	16	4	1701.3	2702.6	2702.6	1896.7	2702.6	2702.6	0.0	0.0	0.0	29.8	1	1
50	16	5	1964.6	2228.8	2228.8	1497.1	2228.8	2228.8	0.0	0.0	0.0	32.8	1	1
50	25	1	3537.4	1843.2	1843.2	1586.0	1843.2	1843.2	0.0	0.0	0.0	14.0	1	10
50	25	2	3600.1	3037.0	2783.8	2425.3	2878.9	2878.9	8.3	3.3	5.2	15.8	0	1
50	25	3	3600.1	2530.2	2381.2	1978.1	2405.2	2405.2	5.9	1.0	4.9	17.8	0	1
50	25	4	3600.1	2369.1	2138.3	1690.7	2234.3	2234.3	9.7	4.3	5.7	24.3	0	1
50	25	5	1964.8	2258.4	2258.4	1928.2	2258.4	2258.4	0.0	0.0	0.0	14.6	1	1

Table 153: Summary results table for model OMT F2 KM covering

N	p	#	CPU	GBUR	GBUL	GUBL	GUL	nod
20	5	5	29.0	35.1	0.0	0.0	0.0	947
20	6	5	4.6	34.9	0.0	0.0	0.0	1
20	10	5	7.7	18.9	0.0	0.0	0.0	494
30	7	5	1440.5	40.1	0.0	0.0	0.0	1349
30	10	5	62.9	30.6	0.0	0.0	0.0	1
30	15	5	252.2	21.0	0.0	0.0	0.0	474
40	10	1	3539.0	39.3	3.6	0.0	3.6	1298
40	13	3	2391.3	33.3	1.5	0.5	2.0	865
40	20	5	1222.5	18.2	0.0	0.0	0.0	133
50	12	0	3600.2	34.5	7.1	2.9	9.7	322
50	16	3	2188.3	30.2	1.6	2.2	3.6	1
50	25	2	3260.5	17.3	1.7	3.2	4.8	3

Table 154: Instances results table for model OMT F2 Subelim (2) covering

N	p	ins	CPU	objU	objL	objR	BobjU	BobjL	gUL	gBUL	gUBL	gBUR	opt	nod
20	5	1	76.6	13044.6	13044.6	7580.5	13044.6	13044.6	0.0	0.0	0.0	41.9	1	67556
20	5	2	1235.9	11287.1	11287.0	7346.6	11287.1	11287.1	0.0	0.0	0.0	34.9	1	335878
20	5	3	51.4	9256.1	9256.1	5960.5	9256.1	9256.1	0.0	0.0	0.0	35.6	1	47914
20	5	4	1.4	4604.5	4604.5	2953.2	4604.5	4604.5	0.0	0.0	0.0	35.9	1	1
20	5	5	0.6	11454.5	11454.5	8321.4	11454.5	11454.5	0.0	0.0	0.0	27.4	1	1
20	6	1	0.3	7471.9	7471.9	5252.8	7471.9	7471.9	0.0	0.0	0.0	29.7	1	1
20	6	2	0.2	7802.1	7802.1	5098.6	7802.1	7802.1	0.0	0.0	0.0	34.6	1	0
20	6	3	0.8	8865.4	8865.4	5573.2	8865.4	8865.4	0.0	0.0	0.0	37.1	1	1
20	6	4	234.0	7169.6	7169.6	4773.3	7169.6	7169.6	0.0	0.0	0.0	33.4	1	197268
20	6	5	203.9	10699.1	10699.1	6430.9	10699.1	10699.1	0.0	0.0	0.0	39.9	1	247147
20	10	1	3600.1	6480.9	6108.4	5051.3	6480.9	6480.9	5.8	5.8	0.0	22.1	0	1587323
20	10	2	3600.0	6793.4	6299.5	5249.1	6793.4	6793.4	7.3	7.3	0.0	22.7	0	1018690
20	10	3	45.8	4910.8	4910.8	4104.5	4910.8	4910.8	0.0	0.0	0.0	16.4	1	128407
20	10	4	26.4	6513.1	6513.1	5381.7	6513.1	6513.1	0.0	0.0	0.0	17.4	1	9473
20	10	5	3.4	3483.8	3483.8	2928.6	3483.8	3483.8	0.0	0.0	0.0	15.9	1	524
30	7	1	3600.1	8227.9	7051.9	4286.9	7703.8	7703.8	14.3	8.5	6.4	44.4	0	249512
30	7	2	18.9	7418.6	7418.6	4474.8	7418.6	7418.6	0.0	0.0	0.0	39.7	1	350
30	7	3	151.8	7102.9	7102.7	4575.1	7102.9	7102.9	0.0	0.0	0.0	35.6	1	1899
30	7	4	145.0	8776.1	8775.8	5690.6	8776.1	8776.1	0.0	0.0	0.0	35.2	1	1311
30	7	5	3600.1	6846.9	5417.4	3325.9	6118.2	6118.2	20.9	11.5	10.6	45.6	0	296312
30	10	1	3600.3	5258.6	4860.9	3614.0	5258.6	5258.6	7.6	7.6	0.0	31.3	0	170894
30	10	2	1.8	4569.3	4569.3	3127.1	4569.3	4569.3	0.0	0.0	0.0	31.6	1	1
30	10	3	3600.1	4531.3	4404.4	3289.4	4531.3	4531.3	2.8	2.8	0.0	27.4	0	428624
30	10	4	3600.2	5771.4	5635.9	3901.2	5771.4	5771.4	2.4	2.4	0.0	32.4	0	694328
30	10	5	3600.1	6629.6	6275.4	4610.1	6629.6	6629.6	5.3	5.3	0.0	30.5	0	224435
30	15	1	3600.1	3158.8	2350.9	2022.8	3015.0	3015.0	25.6	22.0	4.6	32.9	0	265559
30	15	2	3600.1	3539.5	3137.5	2933.4	3539.5	3539.5	11.4	11.4	0.0	17.1	0	250936
30	15	3	3600.1	2803.8	2644.6	2193.4	2803.8	2803.8	5.7	5.7	0.0	21.8	0	305941
30	15	4	3600.1	4262.6	4250.4	3634.2	4262.6	4262.6	0.3	0.3	0.0	14.7	0	792648
30	15	5	4.4	4076.9	4076.9	3319.6	4076.9	4076.9	0.0	0.0	0.0	18.6	1	1
40	10	1	3600.2	5016.6	4633.9	3032.5	4831.7	4831.7	7.6	4.1	3.7	37.2	0	118757
40	10	2	3600.1	4046.4	3732.8	2537.4	4023.7	4023.7	7.8	7.2	0.6	36.9	0	166930
40	10	3	3600.6	4674.1	4472.6	2844.2	4674.1	4674.1	4.3	4.3	0.0	39.1	0	350191
40	10	4	3600.7	3842.4	3715.4	2239.9	3842.4	3842.4	3.3	3.3	0.0	41.7	0	248490
40	10	5	3600.3	4508.7	3796.8	2642.7	4508.7	4508.7	15.8	15.8	0.0	41.4	0	57150
40	13	1	3600.2	6036.9	4829.2	3507.8	5199.2	5199.2	20.0	7.1	13.9	32.5	0	72712
40	13	2	14.9	4327.3	4327.3	3305.7	4327.3	4327.3	0.0	0.0	0.0	23.6	1	1
40	13	3	3600.5	5572.1	4234.0	3267.9	4883.7	4883.7	24.0	13.3	12.3	33.1	0	87172
40	13	4	3600.6	3564.9	3292.7	2407.0	3564.9	3564.9	7.6	7.6	0.0	32.5	0	80237
40	13	5	3600.5	6147.9	4143.8	2849.3	5141.0	5141.0	32.6	19.4	16.4	44.6	0	87948
40	20	1	3600.4	3202.8	3097.8	2645.5	3202.8	3202.8	3.3	3.3	0.0	17.4	0	132829
40	20	2	3600.4	2013.4	2013.1	1716.0	2013.4	2013.4	0.0	0.0	0.0	14.8	0	457662
40	20	3	3600.6	2411.1	2290.8	1840.7	2389.8	2389.8	5.0	4.1	0.9	23.0	0	136914
40	20	4	3600.5	3483.1	3386.8	2902.7	3483.1	3483.1	2.8	2.8	0.0	16.7	0	164395
40	20	5	3600.9	2715.4	2615.1	2200.6	2715.4	2715.4	3.7	3.7	0.0	19.0	0	154384
50	12	1	3600.7	4655.2	4572.2	3095.7	4655.2	4655.2	1.8	1.8	0.0	33.5	0	70562
50	12	2	3600.4	3651.1	3483.3	2350.2	3651.1	3651.1	4.6	4.6	0.0	35.6	0	120809
50	12	3	3600.6	5684.3	5130.1	3449.8	5333.2	5333.2	9.8	3.8	6.2	35.3	0	43066
50	12	4	3609.2	2765.3	2683.3	1965.8	2765.3	2765.3	3.0	3.0	0.0	28.9	0	5518
50	12	5	3600.5	4301.6	3914.2	2593.7	4256.0	4256.0	9.0	8.0	1.1	39.1	0	32362
50	16	1	3601.4	4238.3	3844.8	2700.0	3970.0	3970.0	9.3	3.1	6.3	32.0	0	2903
50	16	2	3619.4	3376.1	2033.3	1453.6	2208.6	2208.6	39.8	7.9	34.6	34.2	0	2579
50	16	3	3600.3	3487.4	3486.7	2707.0	3487.4	3487.4	0.0	0.0	0.0	22.4	0	106916
50	16	4	3601.6	2752.0	2629.7	1896.7	2702.6	2702.6	4.4	2.7	1.8	29.8	0	1097
50	16	5	3665.9	3117.2	2066.2	1497.1	2228.7	2228.8	33.7	7.3	28.5	32.8	0	5088
50	25	1	3600.7	1843.2	1808.6	1586.0	1843.2	1843.2	1.9	1.9	0.0	14.0	0	68652
50	25	2	3600.6	4306.5	2707.5	2425.3	2878.9	2878.9	37.1	6.0	33.1	15.8	0	40670
50	25	3	3600.5	2405.2	2347.7	1978.1	2405.2	2405.2	2.4	2.4	0.0	17.8	0	41796
50	25	4	3604.4	3971.2	1981.2	1690.7	2234.3	2234.3	50.1	11.3	43.7	24.3	0	53909
50	25	5	3600.9	2297.9	2227.9	1928.2	2258.4	2258.4	3.0	1.4	1.7	14.6	0	41064

Table 155: Summary results table for model OMT F2 Subelim (2) covering

N	p	#	CPU	GBUR	GBUL	GUBL	GUL	nod
20	5	5	273.2	35.1	0.0	0.0	0.0	90270
20	6	5	87.8	34.9	0.0	0.0	0.0	88883
20	10	3	1455.1	18.9	2.6	0.0	2.6	548883
30	7	3	1503.2	40.1	4.0	3.4	7.0	109877
30	10	1	2880.5	30.6	3.6	0.0	3.6	303656
30	15	1	2881.0	21.0	7.9	0.9	8.6	323017
40	10	0	3600.4	39.3	6.9	0.9	7.8	188304
40	13	1	2883.3	33.3	9.5	8.5	16.8	65614
40	20	0	3600.6	18.2	2.8	0.2	3.0	209237
50	12	0	3602.3	34.5	4.2	1.5	5.6	54463
50	16	0	3617.7	30.2	4.2	14.2	17.4	23717
50	25	0	3601.4	17.3	4.6	15.7	18.9	49218

Table 156: Instances results table for model OMT Benders modern Kruskal covering

N	p	ins	CPU	objU	objL	objR	BobjU	BobjL	gUL	gBUL	gUBL	gBUR	opt	nod
20	5	1	3600.2	13985.7	3582.9	1917.5	13044.6	13044.6	74.4	72.5	6.7	85.3	0	2222444
20	5	2	3600.1	11681.6	5221.7	2820.2	11287.1	11287.1	55.3	53.7	3.4	75.0	0	1414139
20	5	3	3600.1	9256.1	5970.8	1774.8	9256.1	9256.1	35.5	35.5	0.0	80.8	0	1963236
20	5	4	3600.1	4604.5	2594.0	972.3	4604.5	4604.5	43.7	43.7	0.0	78.9	0	1956347
20	5	5	3600.1	11454.5	6300.0	8321.4	11454.5	11454.5	45.0	45.0	0.0	27.4	0	2152546
20	6	1	3600.1	7471.9	2078.3	1119.1	7471.9	7471.9	72.2	72.2	0.0	85.0	0	1625556
20	6	2	3600.2	7890.1	2698.4	1453.0	7802.1	7802.1	65.8	65.4	1.1	81.4	0	1044595
20	6	3	3600.2	9263.6	2155.3	1160.5	8865.4	8865.4	76.7	75.7	4.3	86.9	0	1172108
20	6	4	3600.1	7484.4	2256.4	1215.0	7169.6	7169.6	69.8	68.5	4.2	83.0	0	1453263
20	6	5	3600.2	11275.1	2436.1	1306.1	10699.1	10699.1	78.4	77.2	5.1	87.8	0	1620864
20	10	1	3600.6	7173.2	954.3	513.9	6480.9	6480.9	86.7	85.3	9.7	92.1	0	401957
20	10	2	3600.3	8536.9	845.3	455.1	6793.4	6793.4	90.1	87.6	20.4	93.3	0	462794
20	10	3	3600.2	7240.4	813.0	437.8	4910.8	4910.8	88.8	83.4	32.2	91.1	0	333348
20	10	4	3600.4	8409.4	320.9	172.8	6513.1	6513.1	96.2	95.1	22.6	97.3	0	284746
20	10	5	3600.4	3710.8	114.9	61.9	3483.8	3483.8	96.9	96.7	6.1	98.2	0	482131
30	7	1	3600.3	8928.8	1720.0	853.0	7703.8	7703.8	80.7	77.7	13.7	88.9	0	771979
30	7	2	3600.2	8723.8	3227.2	1547.4	7418.6	7418.6	63.0	56.5	15.0	79.1	0	597933
30	7	3	3600.4	7233.1	2834.0	1520.9	7102.9	7102.9	60.8	60.1	1.8	78.6	0	786013
30	7	4	3601.1	11693.8	3573.7	1626.4	8776.1	8776.1	69.4	59.3	25.0	81.5	0	853926
30	7	5	3600.3	8004.6	1854.9	941.4	6118.2	6118.2	76.8	69.7	23.6	84.6	0	557782
30	10	1	3600.4	5974.9	1066.7	533.4	5258.6	5258.6	82.2	79.7	12.0	89.9	0	437072
30	10	2	3600.7	5433.6	1221.5	610.8	4569.3	4569.3	77.5	73.3	15.9	86.6	0	436539
30	10	3	3600.3	6042.1	1276.4	638.2	4531.3	4531.3	78.9	71.8	25.0	85.9	0	430584
30	10	4	3600.6	7472.9	1221.2	610.6	5771.4	5771.4	83.7	78.8	22.8	89.4	0	531463
30	10	5	3600.6	8931.4	1666.0	833.0	6629.6	6629.6	81.3	74.9	25.8	87.4	0	524042
30	15	1	3601.2	6238.9	139.4	69.7	3015.0	3015.0	97.8	95.4	51.7	97.7	0	194321
30	15	2	3600.6	6064.5	166.2	83.1	3539.5	3539.5	97.3	95.3	41.6	97.7	0	186510
30	15	3	3601.2	4804.0	171.5	85.8	2803.8	2803.8	96.4	93.9	41.6	96.9	0	224174
30	15	4	3600.7	5915.7	371.6	185.8	4262.6	4262.6	93.7	91.3	27.9	95.6	0	193566
30	15	5	3603.0	6289.8	448.7	224.3	4076.9	4076.9	92.9	89.0	35.2	94.5	0	141710
40	10	1	3600.5	9433.9	1516.2	837.8	4831.7	4831.7	83.9	68.6	48.8	82.7	0	281960
40	10	2	3600.7	6750.0	1293.3	689.2	4023.7	4023.7	80.8	67.9	40.4	82.9	0	355686
40	10	3	3600.6	7074.8	1530.4	823.9	4674.1	4674.1	78.4	67.3	33.9	82.4	0	329885
40	10	4	3600.3	7074.1	1193.4	632.4	3842.4	3842.4	83.1	68.9	45.7	83.5	0	336984
40	10	5	3600.3	7878.3	1217.4	653.9	4508.7	4508.7	84.6	73.0	42.8	85.5	0	294906
40	13	1	3600.6	8401.7	1376.4	713.7	5199.2	5199.2	83.6	73.5	38.1	86.3	0	312019
40	13	2	3600.3	5828.2	1310.1	679.3	4327.3	4327.3	77.5	69.7	25.8	84.3	0	249808
40	13	3	3601.4	7600.9	1006.0	521.6	4883.7	4883.7	86.8	79.4	35.8	89.3	0	333162
40	13	4	3600.6	5921.2	849.6	440.5	3564.9	3564.9	85.7	76.2	39.8	87.6	0	341391
40	13	5	3600.5	8378.7	1254.4	650.4	5141.0	5141.0	85.0	75.6	38.6	87.3	0	279822
40	20	1	3606.2	5486.2	366.1	189.8	3202.8	3202.8	93.3	88.6	41.6	94.1	0	136656
40	20	2	3600.8	4375.0	93.3	48.4	2013.4	2013.4	97.9	95.4	54.0	97.6	0	135542
40	20	3	3602.8	5744.2	192.7	99.9	2389.8	2389.8	96.7	91.9	58.4	95.8	0	129909
40	20	4	3601.4	4871.9	409.5	212.3	3483.1	3483.1	91.6	88.2	28.5	93.9	0	130808
40	20	5	3601.3	4788.8	260.2	134.9	2715.4	2715.4	94.6	90.4	43.3	95.0	0	118722
50	12	1	3600.4	9641.4	1710.7	904.7	4655.2	4655.2	82.3	63.2	51.7	80.6	0	97249
50	12	2	3600.8	7892.1	1143.9	618.8	3651.1	3651.1	85.5	68.7	53.7	83.0	0	24593
50	12	3	3600.6	9341.4	1801.5	955.3	5333.2	5333.2	80.7	66.2	42.9	82.1	0	27928
50	12	4	3600.5	6546.1	1021.3	570.2	2765.3	2765.3	84.4	63.1	57.8	79.4	0	109500
50	12	5	3600.5	9684.0	1047.7	552.9	4256.0	4256.0	89.2	75.4	56.0	87.0	0	19301
50	16	1	3601.6	8102.3	1206.9	621.8	3970.0	3970.0	85.1	69.6	51.0	84.3	0	32869
50	16	2	3600.8	5572.7	404.9	208.6	2208.6	2208.6	92.7	81.7	60.4	90.6	0	42175
50	16	3	3600.4	8202.4	953.7	491.3	3487.4	3487.4	88.4	72.7	57.5	85.9	0	67031
50	16	4	3602.4	6002.7	645.5	332.6	2702.6	2702.6	89.2	76.1	55.0	87.7	0	90671
50	16	5	3604.4	4895.1	601.2	309.7	2228.7	2228.8	87.7	73.0	54.5	86.1	0	64433
50	25	1	3602.3	4156.2	97.7	50.3	1843.2	1843.2	97.7	94.7	55.6	97.3	0	83993
50	25	2	3603.8	5190.8	270.4	139.3	2878.9	2878.9	94.8	90.6	44.5	95.2	0	91227
50	25	3	3605.9	4534.2	338.2	174.2	2405.2	2405.2	92.5	85.9	47.0	92.8	0	91871
50	25	4	3610.4	4270.8	86.4	44.5	2234.3	2234.3	98.0	96.1	47.7	98.0	0	57923
50	25	5	3612.5	4315.4	122.1	62.9	2258.4	2258.4	97.2	94.6	47.7	97.2	0	57781

Table 157: Summary results table for model OMT Benders modern Kruskal covering

N	p	#	CPU	GBUR	GBUL	GUBL	GUL	nod
20	5	0	3600.1	69.5	50.1	2.0	50.8	1941742
20	6	0	3600.2	84.8	71.8	2.9	72.6	1383277
20	10	0	3600.4	94.4	89.6	18.2	91.7	392995
30	7	0	3600.5	82.5	64.7	15.8	70.1	713527
30	10	0	3600.5	87.8	75.7	20.3	80.7	471940
30	15	0	3601.3	96.5	93.0	39.6	95.6	188056
40	10	0	3600.5	83.4	69.1	42.3	82.2	319884
40	13	0	3600.7	87.0	74.9	35.6	83.7	303240
40	20	0	3602.5	95.3	90.9	45.2	94.8	130327
50	12	0	3600.6	82.4	67.3	52.4	84.4	55714
50	16	0	3601.9	86.9	74.6	55.7	88.6	59436
50	25	0	3607.0	96.1	92.4	48.5	96.0	76559

Table 158: Instances results table for model OMT Benders modern KM covering

N	p	ins	CPU	objU	objL	objR	BobjU	BobjL	gUL	gBUL	gUBL	gBUR	opt	nod
20	5	1	456.7	13044.6	13043.7	1917.5	13044.6	13044.6	0.0	0.0	0.0	85.3	1	78291
20	5	2	303.2	11287.1	11287.1	2820.2	11287.1	11287.1	0.0	0.0	0.0	75.0	1	52281
20	5	3	380.2	9256.1	9256.1	1774.8	9256.1	9256.1	0.0	0.0	0.0	80.8	1	86419
20	5	4	267.7	4604.5	4604.5	972.3	4604.5	4604.5	0.0	0.0	0.0	78.9	1	139841
20	5	5	158.9	11454.5	11454.5	8321.4	11454.5	11454.5	0.0	0.0	0.0	27.4	1	54776
20	6	1	454.3	7471.9	7471.6	1119.1	7471.9	7471.9	0.0	0.0	0.0	85.0	1	164158
20	6	2	382.1	7802.1	7802.1	1453.0	7802.1	7802.1	0.0	0.0	0.0	81.4	1	67585
20	6	3	502.5	8865.4	8865.4	1160.5	8865.4	8865.4	0.0	0.0	0.0	86.9	1	76459
20	6	4	160.6	7169.6	7169.6	1215.0	7169.6	7169.6	0.0	0.0	0.0	83.0	1	36021
20	6	5	464.5	10699.1	10699.1	1306.1	10699.1	10699.1	0.0	0.0	0.0	87.8	1	178795
20	10	1	477.6	6480.9	6480.9	513.9	6480.9	6480.9	0.0	0.0	0.0	92.1	1	33776
20	10	2	550.3	6793.4	6793.4	455.1	6793.4	6793.4	0.0	0.0	0.0	93.3	1	115305
20	10	3	172.4	4910.8	4910.8	437.8	4910.8	4910.8	0.0	0.0	0.0	91.1	1	11695
20	10	4	418.4	6513.1	6513.1	172.8	6513.1	6513.1	0.0	0.0	0.0	97.3	1	115631
20	10	5	984.9	3483.8	3483.6	61.9	3483.8	3483.8	0.0	0.0	0.0	98.2	1	599263
30	7	1	3605.9	9353.0	1706.3	853.0	7703.8	7703.8	81.8	77.8	17.6	88.9	0	162419
30	7	2	3600.0	14169.3	3016.6	1547.4	7418.6	7418.6	78.7	59.3	47.6	79.1	0	72399
30	7	3	3604.6	8968.6	2881.6	1520.9	7102.9	7102.9	67.9	59.4	20.8	78.6	0	143240
30	7	4	3607.7	11868.2	3222.0	1626.4	8776.1	8776.1	72.8	63.3	26.0	81.5	0	151471
30	7	5	3600.8	8200.0	2122.2	941.4	6118.2	6118.2	74.1	65.3	25.4	84.6	0	91078
30	10	1	3635.0	6853.6	1100.8	533.4	5258.6	5258.6	83.9	79.1	23.3	89.9	0	68878
30	10	2	3642.0	6760.2	1221.5	610.8	4569.3	4569.3	81.9	73.3	32.4	86.6	0	42111
30	10	3	3607.2	7521.8	1276.4	638.2	4531.3	4531.3	83.0	71.8	39.8	85.9	0	36789
30	10	4	3606.4	7686.6	1223.6	610.6	5771.4	5771.4	84.1	78.8	24.9	89.4	0	55350
30	10	5	3608.7	10078.8	1666.0	833.0	6629.6	6629.6	83.5	74.9	34.2	87.4	0	35278
30	15	1	3619.3	6111.9	139.4	69.7	3015.0	3015.0	97.7	95.4	50.7	97.7	0	25732
30	15	2	3651.0	6279.1	166.2	83.1	3539.5	3539.5	97.3	95.3	43.6	97.7	0	20749
30	15	3	3704.4	6035.7	171.5	85.8	2803.8	2803.8	97.2	93.9	53.5	96.9	0	9234
30	15	4	3652.6	6808.7	371.6	185.8	4262.6	4262.6	94.5	91.3	37.4	95.6	0	23276
30	15	5	3804.2	6244.1	448.7	224.3	4076.9	4076.9	92.8	89.0	34.7	94.5	0	25245
40	10	1	3650.7	11057.0	1516.2	837.8	4831.7	4831.7	86.3	68.6	56.3	82.7	0	45761
40	10	2	3606.1	9048.8	1293.6	689.2	4023.7	4023.7	85.7	67.8	55.5	82.9	0	34779
40	10	3	3679.0	11126.3	1542.6	823.9	4674.1	4674.1	86.1	67.0	58.0	82.4	0	26288
40	10	4	3634.8	12362.5	1193.4	632.4	3842.4	3842.4	90.3	68.9	68.9	83.5	0	22131
40	10	5	3635.1	13750.8	1218.0	653.9	4508.7	4508.7	91.1	73.0	67.2	85.5	0	28480
40	13	1	3649.0	14966.8	1376.4	713.7	5199.2	5199.2	90.8	73.5	65.3	86.3	0	9219
40	13	2	3652.6		1310.1	679.3	4327.3	4327.3		69.7		84.3	0	12657
40	13	3	3630.6	9432.3	1006.0	521.6	4883.7	4883.7	89.3	79.4	48.2	89.3	0	8364
40	13	4	3628.3		849.6	440.5	3564.9	3564.9		76.2		87.6	0	15862
40	13	5	3665.9	8882.1	1254.4	650.4	5141.0	5141.0	85.9	75.6	42.1	87.3	0	7214
40	20	1	3685.2		366.1	189.8	3202.8	3202.8		88.6		94.1	0	1334
40	20	2	3811.7	5972.9	93.3	48.4	2013.4	2013.4	98.4	95.4	66.3	97.6	0	2369
40	20	3	3667.9		192.7	99.9	2389.8	2389.8		91.9		95.8	0	2330
40	20	4	3677.6		409.5	212.3	3483.1	3483.1		88.2		93.9	0	1552
40	20	5	3622.9	6667.1	260.2	134.9	2715.4	2715.4	96.1	90.4	59.3	95.0	0	1328
50	12	1	3704.5	11868.9	1710.7	904.7	4655.2	4655.2	85.6	63.2	60.8	80.6	0	2138
50	12	2	3604.5	8726.7	1143.9	618.8	3651.1	3651.1	86.9	68.7	58.2	83.0	0	1400
50	12	3	3600.2	8714.2	1801.5	955.3	5333.2	5333.2	79.3	66.2	38.8	82.1	0	3792
50	12	4	3797.4	10338.0	1021.3	570.2	2765.3	2765.3	90.1	63.1	73.2	79.4	0	1772
50	12	5	3608.1	10158.5	1047.7	552.9	4256.0	4256.0	89.7	75.4	58.1	87.0	0	2605
50	16	1	3772.1	12648.7	1206.9	621.8	3970.0	3970.0	90.5	69.6	68.6	84.3	0	1596
50	16	2	3840.4	11694.0	404.9	208.6	2208.6	2208.6	96.5	81.7	81.1	90.6	0	79
50	16	3	3604.3		953.7	491.3	3487.4	3487.4		72.7		85.9	0	94
50	16	4	4214.6		645.5	332.6	2702.6	2702.6		76.1		87.7	0	707
50	16	5	4336.4	7604.4	601.2	309.7	2228.7	2228.8	92.1	73.0	70.7	86.1	0	191
50	25	1	3651.3		97.7	50.3	1843.2	1843.2		94.7		97.3	0	1
50	25	2	3602.4		270.4	139.3	2878.9	2878.9		90.6		95.2	0	1
50	25	3	3658.5		338.2	174.2	2405.2	2405.2		85.9		92.8	0	23
50	25	4	3953.8		86.4	44.5	2234.3	2234.3		96.1		98.0	0	3
50	25	5	3624.5		122.1	62.9	2258.4	2258.4		94.6		97.2	0	39

Table 159: Summary results table for model OMT Benders modern KM covering

N	p	#	CPU	GBUR	GBUL	GUBL	GUL	nod
20	5	5	313.3	69.5	0.0	0.0	0.0	82322
20	6	5	392.8	84.8	0.0	0.0	0.0	104604
20	10	5	520.7	94.4	0.0	0.0	0.0	175134
30	7	0	3603.8	82.5	65.0	27.5	75.1	124121
30	10	0	3619.9	87.8	75.6	30.9	83.3	47681
30	15	0	3686.3	96.5	93.0	44.0	95.9	20937
40	10	0	3641.1	83.4	69.1	61.2	87.9	31488
40	13	0	3645.3	87.0	74.9			10663
40	20	0	3693.1	95.3	90.9			1783
50	12	0	3662.9	82.4	67.3	57.8	86.3	2341
50	16	0	3953.6	86.9	74.6			533
50	25	0	3698.1	96.1	92.4			13



## References

- Anazawa, T. (2001) “An explicit solution of a generalized optimum requirement spanning tree problem with a property related to Monge”. *International Transactions in Operational Research*, 8(3): 259–268.
- Bardossy, M.G. and Raghavan, S. (2010) “Dual-based local search for the connected facility location and related problems”. *INFORMS Journal on Computing*, 22(4): 584–602.
- Benders, J.F. (1962) “Partitioning procedures for solving mixed-variables programming problems”. *Numerische mathematik*, 4(1): 238–252.
- Boland, N., Domínguez-Marín, P., Nickel, S. and Puerto, J. (2006) “Exact procedures for solving the discrete ordered median problem”. *Computers & Operations Research*, 33(11): 3270–3300.
- Brandenberg, R. and Stursberg, P. (2021) “Refined cut selection for benders decomposition: applied to network capacity expansion problems”. *Mathematical Methods of Operations Research*, 1–30.
- Cardinal, J., Demaine, E.D., Fiorini, S., Joret, G., Langerman, S., Newman, I. and Weimann, O. (2011) “The Stackelberg minimum spanning tree game”. *Algorithmica*, 59(2): 129–144.
- Clímaco, J.C. and Pascoal, M.M. (2012) “Multicriteria path and tree problems: discussion on exact algorithms and applications”. *International Transactions in Operational Research*, 19(1-2): 63–98.
- Conforti, M. and Wolsey, L.A. (2019) ““Facet” separation with one linear program”. *Mathematical Programming*, 178(1): 361–380.
- Contreras, I., Fernández, E. and Marín, A. (2010) “The tree of hubs location problem”. *European Journal of Operational Research*, 202(2): 390–400.
- Edmonds, J. (1970) “Submodular functions, matroids, and certain polyhedra, Combinatorial Structures and Their Applications, R. Guy, H. Hanani, N. Sauer, and J. Schonheim, eds”. *New York*, 69–87.
- Elloumi, S., Labbé, M. and Pochet, Y. (2004) “A new formulation and resolution method for the p-center problem”. *INFORMS Journal on Computing*, 16(1): 84–94.
- Espejo, I., Marín, A., Puerto, J. and Rodríguez-Chía, A.M. (2009) “A comparison of formulations and solution methods for the minimum-envy location problem”. *Computers & Operations Research*, 36(6): 1966–1981.
- Fernández, E., Pozo, M.A. and Puerto, J. (2014) “Ordered weighted average combinatorial optimization: Formulations and their properties”. *Discrete Applied Mathematics*, 169: 97–118.
- Fernández, E., Pozo, M.A., Puerto, J. and Scozzari, A. (2017) “Ordered weighted average optimization in multiobjective spanning tree problem”. *European Journal of Operational Research*, 260(3): 886–903.
- Fischetti, M., Salvagnin, D. and Zanette, A. (2010) “A note on the selection of Benders’ cuts”. *Mathematical Programming*, 124(1): 175–182.
- Fortz, B. (2015) “Location problems in telecommunications”. In *Location science*, 537–554. Springer.
- Fortz, B. and Poss, M. (2009) “An improved Benders decomposition applied to a multi-layer network design problem”. *Operations research letters*, 37(5): 359–364.
- Galand, L. and Spanjaard, O. (2012) “Exact algorithms for OWA-optimization in multiobjective spanning tree problems”. *Computers & Operations Research*, 39(7): 1540–1554.
- García, S., Labbé, M. and Marín, A. (2011) “Solving large p-median problems with a radius formulation”. *INFORMS Journal on Computing*, 23(4): 546–556.
- Gavish, B. (1983) “Formulations and algorithms for the capacitated minimal directed tree problem”. *Journal of the ACM (JACM)*, 30(1): 118–132.
- Geoffrion, A.M. (1972) “Generalized benders decomposition”. *Journal of optimization theory and applications*, 10(4): 237–260.
- Gollowitzer, S. and Ljubić, I. (2011) “MIP models for connected facility location: A theoretical and computational study”. *Computers & Operations Research*, 38(2): 435–449.
- Gupta, A., Kleinberg, J., Kumar, A., Rastogi, R. and Yener, B. (2001) “Provisioning a virtual private network: A network design problem for multicommodity flow”. In *Proceedings of the thirty-third annual ACM symposium on Theory of computing*, 389–398.
- Hamacher, H.W. and Ruhe, G. (1994) “On spanning tree problems with multiple objectives”. *Annals of Operations Research*, 52(4): 209–230.

- Kalcsics, J., Nickel, S., Puerto, J. and Rodríguez-Chía, A.M. (2010a) “Distribution systems design with role dependent objectives”. *European Journal of Operational Research*, 202(2): 491–501.
- Kalcsics, J., Nickel, S., Puerto, J. and Rodríguez-Chía, A.M. (2010b) “The ordered capacitated facility location problem”. *Top*, 18(1): 203–222.
- Khuller, S. and Zhu, A. (2002) “The general Steiner tree-star problem”. *Information Processing Letters*, 84(4): 215–220.
- Kruskal, J.B. (1956) “On the shortest spanning subtree of a graph and the traveling salesman problem”. *Proceedings of the American Mathematical Society*, 7(1): 48–50.
- Kumar, A., Gupta, A. and Roughgarden, T. (2002) “A constant-factor approximation algorithm for the multicommodity rent-or-buy problem”. In *The 43rd Annual IEEE Symposium on Foundations of Computer Science, 2002. Proceedings.*, 333–342.
- Labbé, M., Ponce, D. and Puerto, J. (2017) “A comparative study of formulations and solution methods for the discrete ordered p-median problem”. *Computers & Operations Research*, 78: 230–242.
- Labbé, M., Pozo, M.A. and Puerto, J. (2021) “Computational comparisons of different formulations for the Bilevel Minimum Spanning Tree Problem”. *International Transactions in Operational Research*, 28: 48–69.
- Lasdon, L.S. (2002) *Optimization theory for large systems*. Courier Corporation.
- Lee, Y., Lu, L., Qiu, Y. and Glover, F. (1993) “Strong formulations and cutting planes for designing digital data service networks”. *Telecommunication Systems*, 2(1): 261–274.
- Leitner, M. and Raidl, G.R. (2011) “Branch-and-cut-and-price for capacitated connected facility location”. *Journal of Mathematical Modelling and Algorithms*, 10(3): 245–267.
- Ljubić, I. (2021) “Solving Steiner trees: Recent advances, challenges, and perspectives”. *Networks*, 77(2): 177–204.
- Magnanti, T.L. and Wolsey, L.A. (1995) “Optimal trees”. *Handbooks in operations research and management science*, 7: 503–615.
- Magnanti, T.L. and Wong, R.T. (1981) “Accelerating Benders decomposition: Algorithmic enhancement and model selection criteria”. *Operations research*, 29(3): 464–484.
- Marín, A., Nickel, S., Puerto, J. and Velten, S. (2009) “A flexible model and efficient solution strategies for discrete location problems”. *Discrete Applied Mathematics*, 157(5): 1128–1145.
- Marín, A., Nickel, S. and Velten, S. (2010) “An extended covering model for flexible discrete and equity location problems”. *Mathematical Methods of Operations Research*, 71(1): 125–163.
- Martin, R.K. (1991) “Using separation algorithms to generate mixed integer model reformulations”. *Operations Research Letters*, 10(3): 119–128.
- Martins de Sa, E., Saraiva de Camargo, R. and de Miranda, G. (2013) “An improved Benders decomposition algorithm for the tree of hubs location problem”. *European Journal of Operational Research*, 226(2): 185–202.
- Miller, C.E., Tucker, A.W. and Zemlin, R.A. (1960) “Integer programming formulation of traveling salesman problems”. *Journal of the ACM (JACM)*, 7(4): 326–329.
- Minoux, M. (1986) *Mathematical programming: theory and algorithms*. John Wiley & Sons.
- Naoum-Sawaya, J. and Elhedhli, S. (2013) “An interior-point Benders based branch-and-cut algorithm for mixed integer programs”. *Annals of Operations Research*, 210(1): 33–55.
- Nguyen, V.H. and Knippel, A. (2007) “On tree star network design”. In *International Network Optimization Conference*, 1–6.
- Nickel, S. and Puerto, J. (2006) *Location theory: a unified approach*. Springer Science & Business Media.
- Pozo, M.A., Puerto, J. and Chía, A.M.R. (2021) “The ordered median tree of hubs location problem”. *TOP*, 29(1): 78–105.
- Prim, R.C. (1957) “Shortest connection networks and some generalizations”. *The Bell System Technical Journal*, 36(6): 1389–1401.
- Puerto, J. (2008) “A new formulation of the capacitated discrete ordered median problems with  $\{0, 1\}$ -assignment”. *Operations research proceedings 2007*, 165–170.

- Puerto, J., Ramos, A. and Rodríguez-Chía, A.M. (2011) “Single-allocation ordered median hub location problems”. *Computers & Operations Research*, 38(2): 559–570.
- Puerto, J., Ramos, A. and Rodríguez-Chía, A.M. (2013) “A specialized branch & bound & cut for single-allocation ordered median hub location problems”. *Discrete Applied Mathematics*, 161(16-17): 2624–2646.
- Puerto, J., Ramos, A., Rodríguez-Chía, A.M. and Sánchez-Gil, M.C. (2016) “Ordered median hub location problems with capacity constraints”. *Transportation Research Part C: Emerging Technologies*, 70: 142–156.
- Puerto, J. and Rodríguez-Chía, A.M. (2015) “Ordered median location problems”. In *Location science*, 249–288. Springer.
- Puerto, J. and Tamir, A. (2005) “Locating tree-shaped facilities using the ordered median objective”. *Mathematical Programming*, 102(2): 313–338.
- Rahmaniani, R., Crainic, T.G., Gendreau, M. and Rei, W. (2017) “The Benders decomposition algorithm: A literature review”. *European Journal of Operational Research*, 259(3): 801–817.