

A Generative Framework for Personalized Learning and Estimation: Theory, Algorithms, and Privacy

Kaan Ozkara* Antonious M. Girgis* Deepesh Data Suhas Diggavi

University of California, Los Angeles, USA
kaan@ucla.edu, amgirgis@ucla.edu, deepesh.data@gmail.com, suhas@ee.ucla.edu

A distinguishing characteristic of federated learning is that the (local) client data could have statistical heterogeneity. This heterogeneity has motivated the design of *personalized* learning, where individual (personalized) models are trained, through collaboration. There have been various personalization methods proposed in literature, with seemingly very different forms and methods ranging from use of a single global model for local regularization and model interpolation, to use of multiple global models for personalized clustering, etc. In this work, we begin with a generative framework that could potentially unify several different algorithms as well as suggest new algorithms. We apply our generative framework to personalized estimation, and connect it to the classical empirical Bayes' methodology. We develop private personalized estimation under this framework. We then use our generative framework for learning, which unifies several known personalized FL algorithms and also suggests new ones; we propose and study a new algorithm **AdaPeD** based on a Knowledge Distillation, which numerically outperforms several known algorithms. We also develop privacy for personalized learning methods with guarantees for user-level privacy and composition. We numerically evaluate the performance as well as the privacy for both the estimation and learning problems, demonstrating the advantages of our proposed methods.

1 Introduction

A fundamental question is how one can use collaboration to help personalized learning/estimation for users who have limited data that they want to keep private, and that are potentially generated according to heterogeneous (unknown) distributions. This is motivated by federated learning (FL), where users collaboratively train machine learning models by leveraging local data residing on user (edge) devices but without actually sharing the local data [31, 44]. Due to the (statistical) heterogeneity in local data, it has been realized that a single global learning model might perform poorly for individual clients, hence motivating the need for *personalized* learning/estimation with individual (personalized) schemes, obtained potentially through collaboration. There have been a plethora of different personalization methods proposed in literature [1, 10, 11, 15, 26, 37, 42, 47, 59], with seemingly very different forms and methods. Despite these approaches, it is unclear what is the fundamental statistical framework that underlies them. The goal of this paper is to develop a framework that could unify them and also lead to new algorithms and performance bounds.

This problem is connected to the classical empirical Bayes' method, pioneered by Stein [29, 51]. Stein studied jointly estimating Gaussian individual parameters, generated by an unknown (parametrized) Gaussian population distribution. They showed a surprising result that one can enhance the estimate of individual parameters based on the observations of a population of Gaussian random variables with *independently* generated parameters from an unknown (parametrized) Gaussian population distribution. Effectively, this methodology advocated *estimating* the unknown population distribution using the individual independent samples, and then using it effectively as an empirical prior for individual estimates.¹ This was studied for Bernoulli variables with heterogeneously generated individual parameters by Lord [41]

*The first and second authors made equal contribution.

¹This was shown to uniformly improve the mean-squared error averaged over the population, compared to an estimate using just the single local sample.

and the optimal error bounds for maximum likelihood estimates for population distributions were recently developed in [56].

Despite this strong philosophical connection, personalized estimation requires to address several new challenges. A main difference is that classical empirical Bayes’ estimation is not studied for the distributed case, which brings in information (communication and privacy) constraints that we here study.² Moreover, it is not developed for *distributed learning*, where clients want to build *local* predictive models with limited local samples; we develop this framework and algorithms in Section 3. However, Stein’s idea serves as an inspiration for our generative framework for personalized learning.

We consider a (statistical) generative model, where there is an *unknown* population distribution \mathbb{P} from which local parameters $\{\theta_i\}$ are generated, which in turn generate the local data through the distribution $\mathbb{Q}(\theta_i)$. We mostly focus on a *parametrized* population distribution $\mathbb{P}(\Gamma)$ (for unknown parameters Γ) for simplicity, though this can also be applied to non-parametric cases. For the estimation problem, where users want to estimate their local parameter θ_i , we study the distributed case with information constraints for several examples of \mathbb{P} and \mathbb{Q} (see Theorems 2 and 4 and results in the appendices). We estimate the (parametrized) population distribution under these information constraints and use this as an empirical prior for local estimation. The effective amplification of local samples through collaboration, in Section 2, gives insight about when collaboration is most useful.

In the learning framework studied in Section 3, the *unknown* population distribution \mathbb{P} generates local parameters $\{\theta_i\}$ which in turn parametrize (unknown) local distributions p_{θ_i} , which is the local generative model. The local samples are generated from this distribution p_{θ_i} , and the local learner builds a model using this data. However, inspired by the estimation approach, one can *estimate* the population parameters using these (distributed) local data, and use such an *empirical* estimate as a prior for the local model. This is done through iterative optimization, alternating between building a population model and using it to refine the local model. We develop this framework in Section 3, and show that under different parametric models of the population distribution, one connects to several well-known personalized FL algorithms. For example, a parametrized Gaussian population model, gives a ℓ_2 -regularization between global and local models advocated in [11, 24, 25, 37, 47]; one can also use other population models (*e.g.*, to get ℓ_1 -regularization). If the population model is a mixture, it connects to the algorithms developed in [19, 42, 43, 50, 59]. However, not every (parametrized) population model can be written as a mixture distribution, and therefore our framework gives flexibility. For a population model which relates to a Knowledge Distillation (KD) regularization we connect to [47]. As one can observe, there are many other methods one can study using such a framework. As an illustration, when one parametrizes this population model to include uncertainty about scaling of such a distribution, we obtain a new algorithm, which we term **AdaPeD** (in Section 3.4), and also develop its privatized version, which we term **DP-AdaPeD** (in Section 3.5), with guarantees on user-level privacy and composition. We also develop other algorithms and results using this generative learning framework in the Appendices.

Contributions. Besides the contribution of developing a statistical generative model described above (and in Sections 2 and 3), we also show the following:

- We develop results for personalized estimation under information constraints for heterogeneous data under our generative model. This also allows us to identify regimes where collaboration helps with performance.
- We extend the empirical Bayes’ philosophy to personalized learning and connect it to several recently studied personalized FL algorithms. The framework also enables us to develop new algorithms.
- We develop a new personalized learning algorithm, **AdaPeD**, which uses a KD regularization and adapts to relevance of local and population data iteratively. We also develop **DP-AdaPeD**, a privatized version of **AdaPeD**, and give theoretical guarantees under user-level privacy and composition.
- Finally, we give numerical results for both synthetic and real data for both personalized estimation and learning, and show that **AdaPeD** performs better than several state-of-the-art personalized FL algorithms.

Related Work. We believe that ours is the first general framework that helps with the design of personalized algorithms for learning and estimation. Our work can be seen in the intersection of personalized learning, estimation, and privacy.

²The homogeneous case for distributed estimation is well-studied (see [60] and references).

Personalized FL: As mentioned earlier, there has been a significant interest in personalized FL over the past few years. Recent work adopted different approaches for learning personalized models: (i) *Meta-learning*: first learn a global model and then personalize it locally by updating it using clients’ local data [1, 15, 33]; these methods are based on Model Agnostic Meta Learning (MAML) [30], and could be disadvantaged by not jointly building local and global models as done in several other works. (ii) *Regularization*: Combine global and local models throughout the training [10, 25, 42]. In particular [11, 24, 25] augment the traditional FL objective via a penalty term that enables collaboration between global and personalized models; such a regularizer fits into our generative framework through different choices of the parametrized population distribution, as discussed in Section 3. (iii) *Clustered FL*: considers multiple global models to collaborate among only those clients that share similar personalized models [19, 42, 50, 59]; a generalization of this method used soft clustering and mixing these multiple global models in [43]; all these methods fit into our generative framework using mixture population distributions as discussed in Section 3. (iv) *Knowledge distillation* of global model to personalized local models [38] and jointly training global and local models using KD [35, 38, 47, 49]. The distillation methods could also be explained using our framework as discussed in Section 3 and appendices. (v) *Multi-task Learning (MTL)*: This can enable specific relationships between client models [11, 25, 50, 55, 58]. (vi) *Common representations*: There have been several recent works on assuming that users have a shared low-dimensional subspace and each individual model is based on this (see [12, 27, 48, 54] and references therein). As explained in Section 3, many of these approaches can also be cast in our generative framework.

Privacy for Personalized Learning. There has been a lot of work in privacy for FL when the goal is to learn a *single* global model (see [22] and references therein); though there are fewer papers that address user-level privacy [18, 34, 39]. There has been more recent work on applying these ideas to learn personalized models [16, 26, 27, 36]. These are for specific algorithms/models, *e.g.*, [27] focuses on the common representation model described earlier or on item-level privacy [26, 27, 36].

Paper Organization. In Sections 2 and 3, we set up our generative framework for the personalized estimation and learning, respectively, and show how our framework explains the underlying statistical model behind several personalized FL algorithms from literature. For estimation, we study the Gaussian and the Bernoulli models with and without information constraints, and for learning, we present our new personalized learning algorithm AdaPeD and also DP-AdaPeD, along with its privacy guarantees. Section 4 provides numerical results. In Sections 5, 6 we provide the proofs for our analytical results. Omitted details, such as background on DP, are provided in appendices.

2 Personalized Estimation

We consider a client-server architecture, where there are m clients. Let $\mathbb{P}(\Gamma)$ denote a global population distribution that is parameterized by an unknown Γ and let $\theta_1, \dots, \theta_m$ are sampled i.i.d. from $\mathbb{P}(\Gamma)$ and are unknown to the clients. Client i is given a dataset $X_i := (X_{i1}, \dots, X_{in})$, where $X_{ij}, j \in [n]$ are sampled i.i.d. from some distribution $\mathbb{Q}(\theta_i)$, parameterized by $\theta_i \in \mathbb{R}^d$. Note that heterogeneity in clients’ datasets is induced through the variance in $\mathbb{P}(\Gamma)$, and if the variance of $\mathbb{P}(\Gamma)$ is zero, then all clients observe i.i.d. datasets sampled from the *same* underlying distribution.

The goal at client i for all $i \in [m]$ is to estimate θ_i through the help of the server. We focus on one-round communication schemes, where client j applies a (potentially randomized) mechanism q on its dataset X_j and sends $q_j := q(X_j)$ to the server, who aggregates the received messages and broadcasts that to all clients. The aggregated message at the server is denoted by $\text{Agg}(q_1, \dots, q_m)$. Based on $(X_i, \text{Agg}(q_1, \dots, q_m))$, client i outputs an estimate $\hat{\theta}_i$ of θ .

We measure the performance of our estimator through the Bayesian risk for mean squared error (MSE). More specifically, given a true prior distribution \mathbb{P} and the associated true prior density π , true local parameter $\theta_i \sim \mathbb{P}$, and an estimator $\hat{\theta}_i$; we are interested in bounding the MSE:

$$\mathbb{E}_{\theta_i \sim \mathbb{P}} \mathbb{E}_{\hat{\theta}_i, q, X_1, \dots, X_m} \|\hat{\theta}_i - \theta_i\|^2 = \int \mathbb{E}_{\hat{\theta}_i, q, X_1, \dots, X_m} \|\hat{\theta}_i - \theta_i\|^2 \pi(\theta_i) d\theta_i, \quad (1)$$

where $\hat{\theta} = \hat{\theta}(X_i, \text{Agg}(q_1, \dots, q_m))$.

The above-described generative framework can model many different scenarios, and we will study in detail three settings: Gaussian model, Bernoulli model, and Mixture model, out of which, first two we will in Sections 2.1, 2.2 respectively, and the third will be presented in Section 2.3, 5.3.

2.1 Gaussian Model

In the Gaussian setting, $\mathbb{P}(\Gamma) = \mathcal{N}(\boldsymbol{\mu}, \sigma_\theta^2 \mathbb{I}_d)$ and $\mathbb{Q}(\boldsymbol{\theta}_i) = \mathcal{N}(\boldsymbol{\theta}_i, \sigma_x^2 \mathbb{I}_d)$ for all $i \in [m]$, which implies that $\boldsymbol{\theta}_1, \dots, \boldsymbol{\theta}_m \sim \mathcal{N}(\boldsymbol{\mu}, \sigma_\theta^2 \mathbb{I}_d)$ i.i.d. and $X_{i1}, \dots, X_{in} \sim \mathcal{N}(\boldsymbol{\theta}_i, \sigma_x^2 \mathbb{I}_d)$ i.i.d. for $i \in [m]$. Here, $\sigma_\theta \geq 0, \sigma_x > 0$ are known, and $\boldsymbol{\mu}, \boldsymbol{\theta}_1, \dots, \boldsymbol{\theta}_m$ are unknown. For the case of a single local sample this is identical to the classical James-Stein estimator [29]; Theorem 1 does a simple extension for multiple local samples and is actually a stepping stone for the information constrained estimation result of Theorem 2. Omitted proofs and details from this subsection are provided in Section 5.1.

Our proposed estimator. Since there is no distribution on $\boldsymbol{\mu}$, and given $\boldsymbol{\mu}$, we know the distribution of $\boldsymbol{\theta}_i$'s, and subsequently, of X_{ij} 's. So, we consider the maximum likelihood estimator:

$$\widehat{\boldsymbol{\theta}}_1, \dots, \widehat{\boldsymbol{\theta}}_m, \widehat{\boldsymbol{\mu}} := \arg \max_{\boldsymbol{\theta}_1, \dots, \boldsymbol{\theta}_m, \boldsymbol{\mu}} p_{\{\boldsymbol{\theta}_i, X_i\} | \boldsymbol{\mu}}(\boldsymbol{\theta}_1, \dots, \boldsymbol{\theta}_m, X_1, \dots, X_m | \boldsymbol{\mu}) \quad (2)$$

Theorem 1. Solving (25) yields the following closed form expressions for $\widehat{\boldsymbol{\mu}}$ and $\widehat{\boldsymbol{\theta}}_1, \dots, \widehat{\boldsymbol{\theta}}_m$:

$$\widehat{\boldsymbol{\mu}} = \frac{1}{m} \sum_{i=1}^m \bar{X}_i \quad \text{and} \quad \widehat{\boldsymbol{\theta}}_i = a \bar{X}_i + (1-a) \widehat{\boldsymbol{\mu}}, \quad \text{for } i \in [m], \quad \text{where } a = \frac{\sigma_\theta^2}{\sigma_\theta^2 + \sigma_x^2/n}. \quad (3)$$

The above estimator achieves the MSE: $\mathbb{E}_{\boldsymbol{\theta}_i, X_1, \dots, X_m} \|\widehat{\boldsymbol{\theta}}_i - \boldsymbol{\theta}_i\|^2 \leq \frac{d\sigma_x^2}{n} \left(\frac{1-a}{m} + a \right)$.

The estimators in (24) suggest the following scheme: Each client $i \in [m]$ sends the average $\bar{X}_i = \frac{1}{n} \sum_{j=1}^n X_{ij}$ of its local dataset and sends that to the server. Upon receiving all m averages, the server further takes the average of the messages to compute $\widehat{\boldsymbol{\mu}} = \frac{1}{m} \sum_{i=1}^m \bar{X}_i$ and sends that back to all clients. So, the mechanism q and the aggregation function **Agg** in (1) are just the average functions.

Remark 1 (Personalized estimate vs. local estimate). When $\sigma_\theta \rightarrow 0$, then $a \rightarrow 0$, which implies that $\widehat{\boldsymbol{\theta}}_i \rightarrow \widehat{\boldsymbol{\mu}}$ and $\text{MSE} \rightarrow d\sigma_x^2/mn$. Otherwise, when σ_θ^2 is large in comparison to σ_x^2/n or $n \rightarrow \infty$, then $a \rightarrow 1$, which implies that $\widehat{\boldsymbol{\theta}}_i \rightarrow \bar{X}_i$ and $\text{MSE} \rightarrow d\sigma_x^2/n$. These conform to the facts that (i) when there is no heterogeneity, then the global average is the best estimator, and (ii) when heterogeneity is not small, but we have a lot of local samples, then the local average is the best estimator. Observe that the multiplicative gap between the MSE of the proposed personalized estimator and the MSE of the local estimator (based on local data only, which gives an MSE of $d\sigma_x^2/n$) is given by $\left(\frac{1-a}{m} + a \right) \leq 1$ that proves the superiority of the personalized model over the local model, which is equal to $1/m$ when $\sigma_\theta = 0$ and equal to 0.01 when $m = 10^4, n = 100$ and $\sigma_x^2 = 10, \sigma_\theta^2 = 10^{-3}$, for example.

Remark 2 (Optimality of our personalized estimator). In Section 5.1, we show the minimax lower bound: $\inf_{\widehat{\boldsymbol{\theta}}} \sup_{\boldsymbol{\theta} \in \Theta} \mathbb{E}_{X \sim \mathcal{N}(\boldsymbol{\theta}, \sigma_x^2)} \|\widehat{\boldsymbol{\theta}}(X) - \boldsymbol{\theta}\|^2 \geq \frac{d\sigma_x^2}{n} \left(\frac{1-a}{m} + a \right)$, which exactly matches the upper bound on the MSE in Theorem 1, thus establishes the optimality our personalized estimator in (24).

Privacy and communication constraints. Observe that the scheme presented above does not protect privacy of clients' data and messages from the clients to the server can be made communication-efficient. These could be achieved by employing specific mechanisms q at clients: For privacy, we can take a differentially-private q , and for communication-efficiency, we can take q to be a quantizer. Inspired by the scheme presented above, here we consider q to be a function $q: \mathbb{R}^d \rightarrow \mathcal{Y}$, that takes the average of n data points as its input, and the aggregator function **Agg** to be the average function. Define $\widehat{\boldsymbol{\mu}}_q := \frac{1}{m} \sum_{i=1}^m q(\bar{X}_i)$ and consider the following personalized estimator for the i -th client:

$$\widehat{\boldsymbol{\theta}}_i = a \bar{X}_i + (1-a) \widehat{\boldsymbol{\mu}}_q, \quad \text{for some } a \in [0, 1]. \quad (4)$$

Theorem 2. Suppose for all $\mathbf{x} \in \mathbb{R}^d$, q satisfies $\mathbb{E}[q(\mathbf{x})] = \mathbf{x}$ and $\mathbb{E}\|q(\mathbf{x}) - \mathbf{x}\|^2 \leq d\sigma_q^2$ for some finite σ_q . Then the personalized estimator in (4) has MSE:

$$\mathbb{E}_{\theta_i, q, X_1, \dots, X_m} \|\widehat{\theta}_i - \theta_i\|^2 \leq \frac{d\sigma_x^2}{n} \left(\frac{1-a}{m} + a \right) \quad \text{where} \quad a = \frac{\sigma_\theta^2 + \sigma_q^2/m-1}{\sigma_\theta^2 + \sigma_q^2/m-1 + \sigma_x^2/n}. \quad (5)$$

Furthermore, assuming $\boldsymbol{\mu} \in [-r, r]$ for some constant r (but $\boldsymbol{\mu}$ is unknown), we have:

1. *Communication efficiency:* For any $k \in \mathbb{N}$, there is a q whose output can be represented using k -bits (i.e., q is a quantizer) that achieves the MSE in (33) with probability at least $1 - 2/mn$ and with $\sigma_q = \frac{b}{(2^k-1)}$, where $b = r + \sigma_\theta \sqrt{\log(m^2n)} + \frac{\sigma_x}{\sqrt{n}} \sqrt{\log(m^2n)}$.
2. *Privacy:* For any $\epsilon_0 \in (0, 1), \delta > 0$, there is a q that is user-level (ϵ_0, δ) -locally differentially private, that achieves the MSE in (33) with probability at least $1 - 2/mn$ and with $\sigma_q = \frac{b}{\epsilon_0} \sqrt{8 \log(2/\delta)}$, where $b = r + \sigma_\theta \sqrt{\log(m^2n)} + \frac{\sigma_x}{\sqrt{n}} \sqrt{\log(m^2n)}$.

2.2 Bernoulli Model

For the Bernoulli model, \mathbb{P} is supported on $[0, 1]$, and p_1, \dots, p_m are sampled i.i.d. from \mathbb{P} , and client i is given n i.i.d. samples $X_{i1}, \dots, X_{in} \sim \text{Bern}(p_i)$. This setting has been studied by [53, 56] for estimating \mathbb{P} , whereas, our goal is to estimate individual parameter p_i at client i using the information from other clients. In order to derive a closed form MSE result, we assume that \mathbb{P} is the Beta distribution.³ Here, $\Gamma = (\alpha, \beta), p_1, \dots, p_m$ are unknown, and client i 's goal is to estimate p_i such that the Bayesian risk $\mathbb{E}_{p_i \sim \pi} \mathbb{E}_{p_i, X_1, \dots, X_m} (\widehat{p}_i - p_i)^2$ is minimized, where π denotes the density of the Beta distribution. Omitted proofs and details from this subsection are provided in Section 5.2.

When α, β are known. Analogous to the Gaussian case, we can show that if α, β are known, then the posterior mean estimator has a closed form expression: $\widehat{p}_i = a\bar{X}_i + (1-a)\frac{\alpha}{\alpha+\beta}$ (where $a = n/(\alpha+\beta+n)$) and achieves the MSE: $\mathbb{E}_{p_i \sim \pi} \mathbb{E}_{p_i, X_1, \dots, X_m} (\widehat{p}_i - p_i)^2 \leq \frac{\alpha\beta}{n(\alpha+\beta)(\alpha+\beta+1)} \frac{n}{\alpha+\beta+n}$. Note that \bar{X}_i is the estimator based only on the local data and $\alpha/(\alpha+\beta)$ is the true global mean. Observe that when $n \rightarrow \infty$, then $a \rightarrow 1$, which implies that $\widehat{p}_i \rightarrow \bar{X}_i$. Otherwise, when $\alpha + \beta$ is large (i.e., the variance of the beta distribution is small), then $a \rightarrow 0$, which implies that $\widehat{p}_i \rightarrow \alpha/(\alpha+\beta)$. Both these conclusions conform to the conventional wisdom as mentioned in the Gaussian case. It can be shown that the local estimate \bar{X}_i achieves the Bayesian risk of $\mathbb{E}_{p_i \sim \pi} \mathbb{E}_{X_i} [(\bar{X}_i - p_i)^2] = \mathbb{E}_{p_i \sim \pi} (p_i(1-p_i))/n = \alpha\beta/n(\alpha+\beta)(\alpha+\beta+1)$, which implies that the personalized estimation with perfect prior always outperforms the local estimate with a multiplicative gain $a = n/(n+\alpha+\beta) \leq 1$.

When α, β are unknown. In this case, inspired by the above discussion, a natural approach would be to estimate the global mean $\mu = \alpha/(\alpha+\beta)$ and the weight $a = n/(\alpha+\beta+n)$, and use that in the above estimator. Note that for a , we need to estimate $\alpha + \beta$, which is equal to $\mu(1-\mu)/\sigma^2 - 1$, where $\sigma^2 = \alpha\beta/(\alpha+\beta)^2(\alpha+\beta+1)$ is the variance of the beta distribution. Therefore, it is enough to estimate μ and σ^2 for the personalized estimators $\{\widehat{p}_i\}$. In order to make our calculations of MSE simpler, instead of making one estimate of μ, σ^2 for all clients, we let each client make its own estimate of μ, σ^2 (without using their own data) as: $\widehat{\mu}_i = \frac{1}{m-1} \sum_{l \neq i} \bar{X}_l$ and $\widehat{\sigma}_i^2 = \frac{1}{m-2} \sum_{l \neq i} (\bar{X}_l - \widehat{\mu}_i)^2$,⁴ and then define the local weight as $\widehat{a}_i = \frac{n}{\mu_i(1-\mu_i)/\widehat{\sigma}_i^2 - 1 + n}$. Using these, client $i \in [m]$ uses the following personalized estimator:

$$\widehat{p}_i = \widehat{a}_i \bar{X}_i + (1 - \widehat{a}_i) \widehat{\mu}_i. \quad (6)$$

Theorem 3. With probability at least $1 - \frac{1}{mn}$, the MSE of the personalized estimator in (6) is given by: $\mathbb{E}_{p_i \sim \pi} \mathbb{E}_{X_1, \dots, X_m} (\widehat{p}_i - p_i)^2 \leq \mathbb{E}[\widehat{a}_i^2] \left(\frac{\alpha\beta}{n(\alpha+\beta)(\alpha+\beta+1)} \right) + \mathbb{E}[(1 - \widehat{a}_i)^2] \left(\frac{\alpha\beta}{(\alpha+\beta)^2(\alpha+\beta+1)} + \frac{3 \log(4m^2n)}{m-1} \right)$.

³Beta distribution has a density $\text{Beta}(\alpha, \beta) = \frac{1}{B(\alpha, \beta)} x^{\alpha-1} (1-x)^{\beta-1}$ is defined for $\alpha, \beta > 0$ and $x \in [0, 1]$, where $B(\alpha, \beta)$ is a normalizing constant. Its mean is $\frac{\alpha}{\alpha+\beta}$ and the variance is $\frac{\alpha\beta}{(\alpha+\beta)^2(\alpha+\beta+1)}$.

⁴Upon receiving $\{\bar{X}_i\}$ from all clients, the server can compute $\{\widehat{\mu}_i, \widehat{\sigma}_i^2\}$ and sends $(\widehat{\mu}_i, \widehat{\sigma}_i^2)$ to the i -th client.

Remark 3. When $n \rightarrow \infty$, then $\hat{a}_i \rightarrow 1$, which implies that MSE tends to the MSE of the local estimator \bar{X}_i , which means if local samples are abundant, collaboration does not help much. When $\sigma^2 = \alpha\beta/(\alpha+\beta)^2(\alpha+\beta+1) \rightarrow 0$, i.e. there is very small heterogeneity in the system, then $\hat{a}_i \rightarrow 0$, which implies that MSE tends to the error due to moment estimation (the last term in the MSE in Theorem 3).

Privacy constraints. Let $\epsilon_0 > 0$ be the privacy parameter. Define $q^{\text{priv}} : [0, 1] \rightarrow \mathbb{R}$ be a private mechanism defined as follows for any $x \in [0, 1]$:

$$q^{\text{priv}}(x) = \begin{cases} \frac{-1}{e^{\epsilon_0}-1} & \text{w.p. } \frac{e^{\epsilon_0}}{e^{\epsilon_0}+1} - x \frac{e^{\epsilon_0}-1}{e^{\epsilon_0}+1}, \\ \frac{e^{\epsilon_0}}{e^{\epsilon_0}-1} & \text{w.p. } \frac{1}{e^{\epsilon_0}+1} + x \frac{e^{\epsilon_0}-1}{e^{\epsilon_0}+1}. \end{cases} \quad (7)$$

The mechanism q^{priv} is unbiased and satisfies user-level ϵ_0 -LDP. Thus, the i th client sends $q^{\text{priv}}(\bar{X}_i)$ to the server, which computes $\hat{\mu}_i^{\text{priv}} = \frac{1}{m-1} \sum_{l \neq i} q^{\text{priv}}(\bar{X}_l)$ and the variance $\hat{\sigma}_i^{2(\text{priv})} = \frac{1}{m-2} \sum_{l \neq i} (q^{\text{priv}}(\bar{X}_l) - \hat{\mu}_i^{\text{priv}})^2$ for all $i \in [m]$ and sends $(\hat{\mu}_i^{\text{priv}}, \hat{\sigma}_i^{2(\text{priv})})$ to client i . Upon receiving this, client i defines $\hat{a}_i^{\text{priv}} = \frac{n}{\hat{\mu}_i^{\text{priv}}(1-\hat{\mu}_i^{\text{priv}})/\hat{\sigma}_i^{2(\text{priv})}+n}$ and uses $\hat{p}_i^{\text{priv}} = \hat{a}_i^{\text{priv}} \bar{X}_i + (1-\hat{a}_i^{\text{priv}})\hat{\mu}_i^{\text{priv}}$ as its personalized estimator for p_i .

Theorem 4. With probability at least $1 - \frac{1}{mn}$, the MSE of the personalized estimator \hat{p}_i^{priv} defined above is given by: $\mathbb{E}_{p_i \sim \pi} \mathbb{E}_{q^{\text{priv}}, X_1, \dots, X_m} (\hat{p}_i^{\text{priv}} - p_i)^2 \leq \mathbb{E}[(\hat{a}_i^{\text{priv}})^2] \left(\frac{\alpha\beta}{n(\alpha+\beta)(\alpha+\beta+1)} \right) + \mathbb{E}[(1-\hat{a}_i^{\text{priv}})^2] \left(\frac{\alpha\beta}{(\alpha+\beta)^2(\alpha+\beta+1)} \right) + \frac{(e^{\epsilon_0}+1)^2 \log(4m^2n)}{3(e^{\epsilon_0}-1)^2(m-1)}$.

2.3 Mixture Model

Here we consider a discrete prior distribution, in Section 3 we will consider a Gaussian mixture prior as well. Consider a set of m clients, where the i -th client has a local dataset $X_i = (X_{i1}, \dots, X_{in})$ of n samples for $i \in [m]$, where $X_{ij} \in \mathbb{R}^d$. The local samples X_i of the i -th client are drawn i.i.d. from a Gaussian distribution $\mathcal{N}(\theta_i, \sigma_x^2 \mathbb{I}_d)$ with unknown mean θ_i and known variance $\sigma_x^2 \mathbb{I}_d$.

In this section, we assume that the personalized models $\theta_1, \dots, \theta_m$ are drawn i.i.d. from a discrete distribution $\mathbb{P} = [p_1, \dots, p_k]$ for given k candidates $\mu_1, \dots, \mu_k \in \mathbb{R}^d$. In other words, $\Pr[\theta_i = \mu_l] = p_l$ for $l \in [k]$ and $i \in [m]$. The goal of each client is to estimate her personalized model $\{\theta_i\}$ that minimizes the mean square error defined as follows:

$$\text{MSE} = \mathbb{E}_{\{\theta_i, X_i\}} \|\theta_i - \hat{\theta}_i\|^2, \quad (8)$$

where the expectation is taken with respect to the personalized models θ_i and the local samples $\{X_{ij} \sim \mathcal{N}(\theta_i, \sigma_x^2 \mathbb{I}_d)\}$. Furthermore, $\hat{\theta}_i$ denotes the estimate of the personalized model θ_i for $i \in [m]$.

First, we start with a simple case when the clients have perfect knowledge of the prior distribution, i.e., the i -th client knows the k Gaussian distributions $\mathcal{N}(\mu_1, \sigma_\theta^2), \dots, \mathcal{N}(\mu_k, \sigma_\theta^2)$ and the prior distribution $\alpha = [\alpha_1, \dots, \alpha_k]$. This will serve as a stepping stone to handle the more general case when the prior distribution is unknown.

2.3.1 When the Prior Distribution is Known

In this case, the i -th client does not need the data of the other clients as she has a perfect knowledge about the prior distribution.

Theorem 5. For given a perfect knowledge $\alpha = [\alpha_1, \dots, \alpha_k]$ and $\mathcal{N}(\mu_1, \sigma_\theta^2), \dots, \mathcal{N}(\mu_k, \sigma_\theta^2)$, the optimal personalized estimator that minimizes the MSE is given by:

$$\hat{\theta}_i = \sum_{l=1}^k a_l^{(i)} \mu_l, \quad (9)$$

where $a_l^{(i)} = \frac{p_l \exp\left(-\frac{\sum_{j=1}^n \|X_{ij} - \mu_l\|^2}{2\sigma_\theta^2}\right)}{\sum_{s=1}^k p_s \exp\left(-\frac{\sum_{j=1}^n \|X_{ij} - \mu_s\|^2}{2\sigma_\theta^2}\right)}$ denotes the weight associated to the prior model μ_l for $l \in [k]$.

The optimal personalized estimation in (9) is a weighted summation over all possible candidates vectors $\boldsymbol{\mu}_1, \dots, \boldsymbol{\mu}_k$, where the weight $\alpha_l^{(i)}$ increases if the prior p_l increases and/or the local samples $\{X_{ij}\}$ are close to the model $\boldsymbol{\mu}_l$ for $l \in [k]$. Observe that the optimal estimator $\hat{\boldsymbol{\theta}}_i$ in Theorem 5 that minimizes the MSE is completely different from the local estimator $\left(\frac{1}{n} \sum_{j=1}^n X_{ij}\right)$. Furthermore, it is easy to see that the local estimator has the MSE $\left(\frac{d\sigma_x^2}{n}\right)$ which increases linearly with the data dimension d . On the other hand, the MSE of the optimal estimator in Theorem 5 is a function of the prior distribution $\mathbb{P} = [p_1, \dots, p_k]$, the prior vectors $\boldsymbol{\mu}_1, \dots, \boldsymbol{\mu}_k$, and the local variance σ_x^2 . Proof of Theorem 5 is provided in Section 5.3.

2.3.2 When the Prior Distribution is Unknown

Now, we consider a more practical case when the prior distribution $\mathbb{P} = [p_1, \dots, p_k]$ and the candidates $\boldsymbol{\mu}_1, \dots, \boldsymbol{\mu}_k$ are unknown to the clients. In this case, the clients collaborate with each other by their local data to estimate the priors \mathbb{P} and $\boldsymbol{\mu}_1, \dots, \boldsymbol{\mu}_k$, and then, each client uses the estimated priors to design her personalized model as in (9).

We present Algorithm 1 based on alternating minimization. The algorithm starts by initializing the local models $\{\boldsymbol{\theta}_i^{(0)} := \frac{1}{n} \sum_{j=1}^n X_{ij}\}$. Then, the algorithm works in rounds alternating between estimating the priors $\mathbb{P}^{(t+1)} = [p_1^{(t+1)}, \dots, p_k^{(t+1)}]$, $\boldsymbol{\mu}_1^{(t+1)}, \dots, \boldsymbol{\mu}_k^{(t+1)}$ for given local models $\{\boldsymbol{\theta}_i^{(t)}\}$ and estimating the personalized models $\{\boldsymbol{\theta}_i^{(t+1)}\}$ for given global priors $\mathbb{P}^{(t+1)}$ and $\boldsymbol{\mu}_1^{(t+1)}, \dots, \boldsymbol{\mu}_k^{(t+1)}$. Observe that for given the prior information $\mathbb{P}^{(t)}$, $\{\boldsymbol{\mu}_l^t\}$, each client updates her personalized model in Step 6 which is the optimal estimator for given priors according to Theorem 5. On the other hand, for given personalized models $\{\boldsymbol{\theta}_i^{(t)}\}$, we estimate the priors $\mathbb{P}^{(t)}$, $\{\boldsymbol{\mu}_l^t\}$ using clustering algorithm with k sets in Step 11. The algorithm Cluster takes m vectors $\mathbf{a}_1, \dots, \mathbf{a}_m$ and an integer k as its input, and its goal is to generate a set of k cluster centers $\boldsymbol{\mu}_1, \dots, \boldsymbol{\mu}_k$ that minimizes $\sum_{i=1}^m \min_{l \in [k]} \|\mathbf{a}_i - \boldsymbol{\mu}_l\|^2$. Furthermore, these clustering algorithms can also return the prior distribution \mathbb{P} , by setting $p_l := \frac{|\mathcal{S}_l|}{m}$, where $\mathcal{S}_l \subset \{\mathbf{a}_1, \dots, \mathbf{a}_m\}$ denotes the set of vectors that are belongs to the l -th cluster. There are lots of algorithms that do clustering, but perhaps, Lloyd's algorithm [40] and Ahmadian [2] are the most common algorithms for k -means clustering. Our Algorithm 1 can work with any clustering algorithm.

2.3.3 Privacy/Communication Constraints

In the personalized estimation Algorithm 1, each client shares her personalized estimator $\boldsymbol{\theta}_i^{(t)}$ to the server at each iteration which is not communication-efficient and violates the privacy. In this section we present ideas on how to design communication-efficient and/or private Algorithms for personalized estimation.

Lemma 1. *Let $\boldsymbol{\mu}_1, \dots, \boldsymbol{\mu}_k \in \mathbb{R}^d$ be unknown means such that $\|\boldsymbol{\mu}_i\|_2 \leq r$ for each $i \in [k]$. Let $\boldsymbol{\theta}_1, \dots, \boldsymbol{\theta}_m \sim \mathbb{P}$, where $\mathbb{P} = [p_1, \dots, p_k]$ and $p_l = \Pr[\boldsymbol{\theta}_i = \boldsymbol{\mu}_l]$. For $i \in [m]$, let $X_{i1}, \dots, X_{in} \sim \mathcal{N}(\boldsymbol{\theta}_i, \sigma_x^2)$, i.i.d. Then, with probability at least $1 - \frac{1}{mn}$, the following bound holds for all $i \in [m]$:*

$$\left\| \frac{1}{n} \sum_{j=1}^n X_{ij} \right\|_2 \leq 4\sqrt{d\frac{\sigma_x^2}{n}} + 2\sqrt{\log(m^2n)\frac{\sigma_x^2}{n}} + r. \quad (10)$$

Lemma 1 shows that the average of the local samples $\{\bar{X}_i\}$ has a bounded ℓ_2 norm with high probability. Thus, we can design a communication-efficient estimation Algorithm as follows: Each client clips her personal model $\boldsymbol{\theta}_i^{(t)}$ within radius $4\sqrt{d\frac{\sigma_x^2}{n}} + 2\sqrt{\log(m^2n)\frac{\sigma_x^2}{n}} + r$. Then, each client applies a vector-quantization scheme (e.g., [3, 6, 21]) to the clipped vector before sending it to the server.

To design a private estimation algorithm with discrete priors, each client clips her personalized estimator $\boldsymbol{\theta}_i^{(t)}$ within radius $4\sqrt{d\frac{\sigma_x^2}{n}} + 2\sqrt{\log(m^2n)\frac{\sigma_x^2}{n}} + r$. Then, we can use a differentially private algorithm for clustering (see e.g., [52] for clustering under LDP constraints and [17] for clustering under central DP constraints.). Since, we run T iterations in Algorithm 1, we can obtain the final privacy analysis (ϵ, δ) using the strong composition theorem [14].

Algorithm 1 Personalized Estimation with Discrete Mixture Prior

Input: Number of iterations T , local datasets (X_{i1}, \dots, X_{in}) for $i \in [m]$.

- 1: **Initialize** $\theta_i^0 = \frac{1}{n} \sum_{j=1}^n X_{ij}$ for $i \in [m]$.
- 2: **for** $t = 1$ **to** T **do**
- 3: **On Clients:**
- 4: **for** $i = 1$ **to** m : **do**
- 5: Receive $\mathbb{P}^{(t)}, \mu_1^{(t)}, \dots, \mu_k^{(t)}$ from the server
- 6: Update the personalized model:

$$\theta_i^t \leftarrow \sum_{l=1}^k \alpha_l^{(i)} \mu_l^{(t)} \quad \text{and} \quad \alpha_l^{(i)} = \frac{p_l^{(t)} \exp\left(-\frac{\sum_{j=1}^n \|X_{ij} - \mu_l^{(t)}\|^2}{2\sigma_x^2}\right)}{\sum_{s=1}^k p_s^{(t)} \exp\left(-\frac{\sum_{j=1}^n \|X_{ij} - \mu_s^{(t)}\|^2}{2\sigma_x^2}\right)}$$

- 7: Send θ_i^t to the server
 - 8: **end for**
 - 9: **At the Server:**
 - 10: Receive $\theta_1^{(t)}, \dots, \theta_m^{(t)}$ from the clients
 - 11: Update the global parameters: $\mathbb{P}^{(t)}, \mu_1^{(t)}, \dots, \mu_k^{(t)} \leftarrow \text{Cluster}\left(\theta_1^{(t)}, \dots, \theta_m^{(t)}, k\right)$
 - 12: Broadcast $\mathbb{P}^{(t)}, \mu_1^{(t)}, \dots, \mu_k^{(t)}$ to all clients
 - 13: **end for**
- Output:** Personalized models $\theta_1^T, \dots, \theta_m^T$.
-

3 Personalized Learning

Consider a client-server architecture with m clients. There is an unknown global population distribution $\mathbb{P}(\Gamma)$ ⁵ over \mathbb{R}^d from which m i.i.d. local parameters $\theta_1, \dots, \theta_m \in \mathbb{R}^d$ are sampled. Each client $i \in [m]$ is provided with a dataset consisting of n data points $\{(X_{i1}, Y_{i1}), \dots, (X_{in}, Y_{in})\}$, where Y_{ij} 's are generated from (X_{ij}, θ_i) using some distribution $p_{\theta_i}(Y_{ij}|X_{ij})$. Let $Y_i := (Y_{i1}, \dots, Y_{in})$ and $X_i := (X_{i1}, \dots, X_{in})$ for $i \in [m]$. The underlying generative model for our setting is given by

$$p_{\{\theta_i, Y_i\}|\{X_i\}}(\theta_1, \dots, \theta_m, Y_1, \dots, Y_m | X_1, \dots, X_m) = \prod_{i=1}^m p(\theta_i) \prod_{i=1}^m \prod_{j=1}^n p_{\theta_i}(Y_{ij}|X_{ij}). \quad (11)$$

Note that if we minimize the negative log likelihood of (11), we would get the optimal parameters:

$$\hat{\theta}_1, \dots, \hat{\theta}_m := \arg \min_{\theta_1, \dots, \theta_m} \sum_{i=1}^m \sum_{j=1}^n -\log(p_{\theta_i}(Y_{ij}|X_{ij})) + \sum_{i=1}^m -\log(p(\theta_i)). \quad (12)$$

Here, $f_i(\theta_i) := \sum_{j=1}^n -\log(p_{\theta_i}(Y_{ij}|X_{ij}))$ denotes the loss function at the i -th client, which only depends on the local data, and $R(\{\theta_i\}) := \sum_{i=1}^m -\log(p(\theta_i))$ is the regularizer that depends on the (unknown) global population distribution \mathbb{P} (parametrized by unknown Γ). Note that when clients have little data and we have large number of clients, i.e., $n \ll m$ – the setting of federated learning, clients may not be able to learn good personalized models from their local data alone (if they do, it would lead to large loss). In order to learn better personalized models, clients may utilize other clients' data through collaboration, and the above regularizer (and estimates of the unknown prior distribution \mathbb{P} , through estimating its parameters Γ) dictates how the collaboration might be utilized.

We consider some special cases of (12).

⁵For simplicity we will consider this unknown population distribution \mathbb{P} to be parametrized by unknown (arbitrary) parameters Γ .

1. When $\mathbb{P}(\Gamma) \equiv \mathcal{N}(\boldsymbol{\mu}, \sigma_\theta^2 \mathbb{I}_d)$ for unknown parameters $\Gamma = \{\boldsymbol{\mu}, \sigma_\theta\}$, then $R(\{\boldsymbol{\theta}_i\}) = \frac{md}{2} \log(2\pi\sigma_\theta^2) + \sum_{i=1}^m \frac{\|\boldsymbol{\mu} - \boldsymbol{\theta}_i\|_2^2}{2\sigma_\theta^2}$. Here, unknown $\boldsymbol{\mu}$ can be connected to the global model and $\boldsymbol{\theta}_i$'s as local models, and the alternating iterative optimization optimizes over both. This justifies the use of ℓ_2 regularizer in earlier personalized learning works [11, 24, 25, 37, 47].
2. When $\mathbb{P}(\Gamma) \equiv \text{Laplace}(\boldsymbol{\mu}, b)$, for $\Gamma = \{\boldsymbol{\mu}, b > 0\}$, then $R(\{\boldsymbol{\theta}_i\}) = m \log(2b) + \sum_{i=1}^m \frac{\|\boldsymbol{\theta}_i - \boldsymbol{\mu}\|_1}{b}$.
3. When $\mathbb{P}(\Gamma)$ is a Gaussian mixture, $\mathbb{P}(\Gamma) \equiv \text{GM}(\{\{p_l\}_{l=1}^k, \{\boldsymbol{\mu}_l\}_{l=1}^k, \{\sigma_{\theta,l}^2\}_{l=1}^k\})$, for $\Gamma = \{\{p_l\}_{l=1}^k : p_l \geq 0 \text{ and } \sum_{l=1}^k p_l = 1, \{\boldsymbol{\mu}_l\}_{l=1}^k, \{\sigma_{\theta,l}^2\}_{l=1}^k : \sigma_{\theta,l} > 0\}$, then $R(\{\boldsymbol{\theta}_i\}) = \sum_{i=1}^m \log(\sum_{l=1}^k \exp(\frac{\|\boldsymbol{\mu}_l - \boldsymbol{\theta}_i\|_2^2}{2\sigma_{\theta,l}^2}) / ((2\pi\sigma_{\theta,l})^{md/2}))$.
4. When $p_{\boldsymbol{\theta}_i}(Y_{ij}|X_{ij})$ is according to $\mathcal{N}(\boldsymbol{\theta}_i, \sigma_x^2)$, then $f_i(\boldsymbol{\theta}_i)$ is the quadratic loss as in the case of linear regression.
5. When $p_{\boldsymbol{\theta}_i}(Y_{ij}|X_{ij}) = \sigma(\langle \boldsymbol{\theta}_i, X_{ij} \rangle)^{Y_{ij}} (1 - \sigma(\langle \boldsymbol{\theta}_i, X_{ij} \rangle))^{(1-Y_{ij})}$, where $\sigma(z) = 1/(1+e^{-z})$ for any $z \in \mathbb{R}$, then $f_i(\boldsymbol{\theta}_i)$ is the cross-entropy loss (or the logistic loss) as in the case of logistic regression.

3.1 Linear Regression

In this section, we present the personalized linear regression problem. Consider a set of m clients, where the i -th client has a local dataset consisting of n samples $(X_{i1}, Y_{i1}), \dots, (X_{in}, Y_{in})$, where $X_{ij} \in \mathbb{R}^d$ denotes the feature vector and $Y_{ij} \in \mathbb{R}$ denotes the corresponding response. Let $Y_i = (Y_{i1}, \dots, Y_{in}) \in \mathbb{R}^n$ and $X_i = (X_{i1}, \dots, X_{in}) \in \mathbb{R}^{n \times d}$ denote the response vector and the feature matrix at the i -th client, respectively. Following the standard regression, we assume that the response vector Y_i is obtained from a linear model as follows:

$$Y_i = X_i \boldsymbol{\theta}_i + w_i, \quad (13)$$

where $\boldsymbol{\theta}_i$ denotes personalized model of the i -th client and $w_i \sim \mathcal{N}(0, \sigma_x^2 \mathbb{I}_n)$ is a noise vector. The clients' parameters $\theta_1, \dots, \theta_m$ are drawn i.i.d. from a Gaussian distribution $\theta_1, \dots, \theta_m \sim \mathcal{N}(\boldsymbol{\mu}, \sigma_\theta^2 \mathbb{I}_d)$, i.i.d.

3.1.1 When the prior distribution is known

Our goal is to solve the optimization problem stated in (12) (for the linear regression setup) and learn the optimal personalized parameters $\{\hat{\boldsymbol{\theta}}_i\}$.

$$\arg \min_{\{\boldsymbol{\theta}_i\}} \frac{nm}{2} \log(2\pi\sigma_x^2) + \sum_{i=1}^m \sum_{j=1}^n \frac{(Y_{ij} - \langle \boldsymbol{\theta}_i, X_{ij} \rangle)^2}{2\sigma_x^2} + \frac{md}{2} \log(2\pi\sigma_\theta^2) + \sum_{i=1}^m \frac{\|\boldsymbol{\mu} - \boldsymbol{\theta}_i\|_2^2}{2\sigma_\theta^2}. \quad (14)$$

The following theorem characterizes the exact form of the optimal $\{\hat{\boldsymbol{\theta}}_i\}$ and computes their minimum mean squared error w.r.t. the true parameters $\{\boldsymbol{\theta}_i\}$.

Theorem 6. *The optimal personalized parameters at client i with known $\boldsymbol{\mu}, \sigma_\theta^2, \sigma_x^2$ is given by:*

$$\hat{\boldsymbol{\theta}}_i = \left(\frac{\mathbb{I}}{\sigma_\theta^2} + \frac{X_i^T X_i}{\sigma_x^2} \right)^{-1} \left(\frac{X_i^T Y_i}{\sigma_x^2} + \frac{\boldsymbol{\mu}}{\sigma_\theta^2} \right). \quad (15)$$

The mean squared error (MSE) of the above $\hat{\boldsymbol{\theta}}_i$ is given by:

$$\mathbb{E}_{w_i, \boldsymbol{\theta}_i} \left\| \hat{\boldsymbol{\theta}}_i - \boldsymbol{\theta}_i \right\|^2 = \text{Tr} \left(\left(\frac{\mathbb{I}}{\sigma_\theta^2} + \frac{X_i^T X_i}{\sigma_x^2} \right)^{-1} \right), \quad (16)$$

Observe that the local model of the i -th client, i.e., estimating $\boldsymbol{\theta}_i$ only from the local data (Y_i, X_i) , is given by:

$$\hat{\boldsymbol{\theta}}_i^{(l)} = (X_i^T X_i)^{-1} X_i^T Y_i, \quad (17)$$

where we assume the matrix $X_i^T X_i$ has a full rank (otherwise, we take the pseudo inverse). This local estimate achieves the MSE given by:

$$\mathbb{E} \left\| \widehat{\boldsymbol{\theta}}_i^{(l)} - \boldsymbol{\theta}_i \right\|^2 = \text{Tr} \left((X_i^T X_i)^{-1} \right) \sigma_x^2, \quad (18)$$

we can prove it by following similar steps as the proof of Theorem 6. When $\sigma_\theta^2 \rightarrow \infty$, we can easily see that the local estimate (17) matches the personalized estimate in (15).

3.1.2 When the prior distribution is unknown

Now we write down the full objective function for linear regression by taking $\mathbb{P}(\Gamma) \equiv \mathcal{N}(\boldsymbol{\mu}, \sigma_\theta^2 \mathbb{I}_d)$ and $p_{\theta_i}(Y_{ij}|X_{ij})$ according to $\mathcal{N}(\boldsymbol{\theta}_i, \sigma_x^2)$; the case of logistic regression can be similarly handled. Here, if we assume that in addition to $\boldsymbol{\mu}$, the other parameters σ_θ, σ_x are also unknown, then we can also optimize over them. In this case, the overall optimization problem becomes:

$$\arg \min_{\{\boldsymbol{\theta}_i\}, \boldsymbol{\mu}, \sigma_\theta, \sigma_x} \frac{nm}{2} \log(2\pi\sigma_x^2) + \sum_{i=1}^m \sum_{j=1}^n \frac{(Y_{ij} - \langle \boldsymbol{\theta}_i, X_{ij} \rangle)^2}{2\sigma_x^2} + \frac{md}{2} \log(2\pi\sigma_\theta^2) + \sum_{i=1}^m \frac{\|\boldsymbol{\mu} - \boldsymbol{\theta}_i\|_2^2}{2\sigma_\theta^2}. \quad (19)$$

We can optimize the above expression through gradient descent (GD) and the resulting algorithm is Algorithm 2. In addition to keeping the personalized models $\{\boldsymbol{\theta}_i^t\}$, each client also maintains local copies of $\{\boldsymbol{\mu}_i^t, \sigma_{\theta,i}^t, \sigma_{x,i}^t\}$ and updates all these parameters by taking appropriate gradients of the objective in (19) and synchronize them with the server to update the global copy of these parameters $\{\boldsymbol{\mu}^t, \sigma_\theta^t, \sigma_x^t\}$.

Algorithm 2 Linear Regression GD

Input: Number of iterations T , local datasets (Y_i, X_i) for $i \in [m]$, learning rate η .

- 1: **Initialize** $\boldsymbol{\theta}_i^0$ for $i \in [m]$, $\boldsymbol{\mu}^0, \sigma_x^{2,0}, \sigma_\theta^{2,0}$.
- 2: **for** $t = 1$ **to** T **do**
- 3: **On Clients:**
- 4: **for** $i = 1$ **to** m : **do**
- 5: Receive and set $\boldsymbol{\mu}_i^{t-1} = \boldsymbol{\mu}^{t-1}, \sigma_{\theta,i}^{2,t-1} = \sigma_\theta^{2,t-1}, \sigma_{x,i}^{2,t-1} = \sigma_x^{2,t-1}$
- 6: Update the personalized model: $\boldsymbol{\theta}_i^t \leftarrow \boldsymbol{\theta}_i^{t-1} + \eta \left(\sum_{j=1}^n \frac{X_{ij}(Y_{ij} - X_{ij}\boldsymbol{\theta}_i^{t-1})}{\sigma_{x,i}^{2,t-1}} + \frac{\boldsymbol{\mu}_i^{t-1} - \boldsymbol{\theta}_i^{t-1}}{\sigma_{\theta,i}^{2,t-1}} \right)$
- 7: Update local version of mean: $\boldsymbol{\mu}_i^t \leftarrow \boldsymbol{\mu}_i^{t-1} - \eta \left(\frac{\boldsymbol{\mu}_i^{t-1} - \boldsymbol{\theta}_i^{t-1}}{\sigma_{\theta,i}^{2,t-1}} \right)$
- 8: Update local variance: $\sigma_{x,i}^{2,t} \leftarrow \sigma_{x,i}^{2,t-1} - \eta \left(\frac{n}{2\sigma_{x,i}^{2,t-1}} - \sum_{j=1}^n \frac{(Y_{ij} - X_{ij}\boldsymbol{\theta}_i^{t-1})^2}{2(\sigma_{x,i}^{2,t-1})^2} \right)$
- 9: Update global variance: $\sigma_{\theta,i}^{2,t} \leftarrow \sigma_{\theta,i}^{2,t-1} - \eta \left(\frac{d}{2\sigma_{\theta,i}^{2,t-1}} - \frac{\|\boldsymbol{\mu}_i^{t-1} - \boldsymbol{\theta}_i^{t-1}\|_2^2}{2(\sigma_{\theta,i}^{2,t-1})^2} \right)$
- 10: **end for**
- 11: **At the Server:**
- 12: Aggregate mean: $\boldsymbol{\mu}^t = \frac{1}{m} \sum_{i=1}^m \boldsymbol{\mu}_i^t$
- 13: Aggregate global variance: $\sigma_\theta^{2,t} = \frac{1}{m} \sum_{i=1}^m \sigma_{\theta,i}^{2,t}$
- 14: Aggregate local variance: $\sigma_x^{2,t} = \frac{1}{m} \sum_{i=1}^m \sigma_{x,i}^{2,t}$
- 15: Broadcast $\boldsymbol{\mu}^t, \sigma_\theta^{2,t}, \sigma_x^{2,t}$
- 16: **end for**

Output: Personalized models $\boldsymbol{\theta}_1^T, \dots, \boldsymbol{\theta}_m^T$.

3.2 Logistic Regression

As described in Section 3, by taking $\mathbb{P}(\Gamma) \equiv \mathcal{N}(\boldsymbol{\mu}, \sigma_\theta^2 \mathbb{I}_d)$ and $p_{\theta_i}(Y_{ij}|X_{ij}) = \sigma(\langle \boldsymbol{\theta}_i, X_{ij} \rangle)^{Y_{ij}} (1 - \sigma(\langle \boldsymbol{\theta}_i, X_{ij} \rangle))^{(1-Y_{ij})}$, where $\sigma(z) = 1/(1+e^{-z})$ for any $z \in \mathbb{R}$, then the overall optimization problem becomes:

$$\begin{aligned} \arg \min_{\{\boldsymbol{\theta}_i\}, \boldsymbol{\mu}, \sigma_\theta} \sum_{i=1}^m \sum_{j=1}^n & \left[Y_{ij} \log \left(\frac{1}{1 + e^{-\langle \boldsymbol{\theta}_i, X_{ij} \rangle}} \right) + (1 - Y_{ij}) \log \left(\frac{1}{1 + e^{\langle \boldsymbol{\theta}_i, X_{ij} \rangle}} \right) \right] \\ & + \frac{md}{2} \log(2\pi\sigma_\theta^2) + \sum_{i=1}^m \frac{\|\boldsymbol{\mu} - \boldsymbol{\theta}_i\|_2^2}{2\sigma_\theta^2}. \end{aligned} \quad (20)$$

When $\boldsymbol{\mu}$ and σ_θ^2 are unknown, we would like to learn them by gradient descent, as in the linear regression case. The corresponding algorithm is described in Algorithm 3.

Algorithm 3 Logistic Regression GD

Input: Number of iterations T , local datasets (Y_i, X_i) for $i \in [m]$, learning rate η .

- 1: **Initialize** $\boldsymbol{\theta}_i^0$ for $i \in [m]$, $\boldsymbol{\mu}^0$, $\sigma_\theta^{2,0}$.
- 2: **for** $t = 1$ **to** T **do**
- 3: **On Clients:**
- 4: **for** $i = 1$ **to** m : **do**
- 5: Receive $(\boldsymbol{\mu}^t, \sigma_{\theta,i}^{2,t})$ from the server and set $\boldsymbol{\mu}_i^t := \boldsymbol{\mu}^t$, $\sigma_{\theta,i}^{2,t} := \sigma_\theta^{2,t}$
- 6: Update the personalized model:

$$\boldsymbol{\theta}_i^t \leftarrow \boldsymbol{\theta}_i^{t-1} - \eta \left(\sum_{j=1}^n \nabla_{\boldsymbol{\theta}_i^{t-1}} l_{CE}^{(p)}(\boldsymbol{\theta}_i^{t-1}, (X_i^j, Y_i^j)) + \frac{\boldsymbol{\mu}_i^{t-1} - \boldsymbol{\theta}_i^{t-1}}{\sigma_{\theta,i}^{2,t-1}} \right),$$

where $l_{CE}^{(p)}$ denotes the cross-entropy loss.

- 7: Update local version of mean: $\boldsymbol{\mu}_i^t \leftarrow \boldsymbol{\mu}_i^{t-1} - \eta \left(\frac{\boldsymbol{\mu}_i^{t-1} - \boldsymbol{\theta}_i^{t-1}}{\sigma_{\theta,i}^{2,t-1}} \right)$
- 8: Update global variance: $\sigma_{\theta,i}^{2,t} \leftarrow \sigma_{\theta,i}^{2,t-1} - \eta \left(\frac{d}{2\sigma_{\theta,i}^{2,t-1}} - \frac{\|\boldsymbol{\mu}_i^{t-1} - \boldsymbol{\theta}_i^{t-1}\|_2^2}{2(\sigma_{\theta,i}^{2,t-1})^2} \right)$
- 9: Send $(\boldsymbol{\mu}_i^t, \sigma_{\theta,i}^{2,t})$ to the server
- 10: **end for**
- 11: **At the Server:**
- 12: Receive $\{(\boldsymbol{\mu}_i^t, \sigma_{\theta,i}^{2,t})\}$ from the clients
- 13: Aggregate mean: $\boldsymbol{\mu}^t = \frac{1}{m} \sum_{i=1}^m \boldsymbol{\mu}_i^t$
- 14: Aggregate global variance: $\sigma_\theta^{2,t} = \frac{1}{m} \sum_{i=1}^m \sigma_{\theta,i}^{2,t}$
- 15: Broadcast $(\boldsymbol{\mu}^t, \sigma_\theta^{2,t})$ to all clients
- 16: **end for**

Output: Personalized models $\boldsymbol{\theta}_1^T, \dots, \boldsymbol{\theta}_m^T$.

3.3 Gaussian Mixture Prior

When we take $\mathbb{P}(\Gamma) \equiv \text{GM}(\{p_l\}_{l=1}^k, \{\boldsymbol{\mu}_l\}_{l=1}^k, \{\sigma_{\theta,l}^2\}_{l=1}^k)$ and $p_{\theta_i}(Y_{ij}|X_{ij}) = \sigma(\langle \boldsymbol{\theta}_i, X_{ij} \rangle)^{Y_{ij}} (1 - \sigma(\langle \boldsymbol{\theta}_i, X_{ij} \rangle))^{(1-Y_{ij})}$, where $\sigma(z) = 1/(1+e^{-z})$ for any $z \in \mathbb{R}$, then the overall optimization problem becomes:

$$\begin{aligned} \arg \min_{\{\boldsymbol{\theta}_i\}, \{\boldsymbol{\mu}_l\}, \{p_l\}, \{\sigma_{\theta,l}\}} \sum_{i=1}^m \sum_{j=1}^n & \left[Y_{ij} \log \left(\frac{1}{1 + e^{-\langle \boldsymbol{\theta}_i, X_{ij} \rangle}} \right) + (1 - Y_{ij}) \log \left(\frac{1}{1 + e^{\langle \boldsymbol{\theta}_i, X_{ij} \rangle}} \right) \right] \\ & + \sum_{i=1}^m \log \left(\sum_{l=1}^k \exp \left(\frac{\|\boldsymbol{\mu}_l - \boldsymbol{\theta}_i\|_2^2}{2\sigma_{\theta,l}^2} \right) / ((2\pi\sigma_{\theta,l})^{md/2}) \right) \end{aligned} \quad (21)$$

This can easily be extended to a generic neural network loss function with multi-class softmax output layer and cross entropy loss, defining such a local loss function in client i as $f_i(\boldsymbol{\theta}_i)$ (omitted dependence on data samples) we obtain:

$$\arg \min_{\{\boldsymbol{\theta}_i\}, \{\boldsymbol{\mu}_l\}, \{p_l\}, \{\sigma_{\theta,l}\}} \sum_{i=1}^m f_i(\boldsymbol{\theta}_i) + \sum_{i=1}^m \log\left(\sum_{l=1}^k \exp\left(\frac{\|\boldsymbol{\mu}_l - \boldsymbol{\theta}_i\|_2^2}{2\sigma_{\theta,l}^2}\right) / ((2\pi\sigma_{\theta,l})^{md/2})\right) \quad (22)$$

To solve this problem we can either use an alternating gradient descent approach as in Algorithm 2,3 or we can use a clustering based approach where the server runs a clustering algorithm on received personalized models. Here we describe the second one as it provides an interesting point of view and can be combined with DP clustering algorithms. As a result, we propose Algorithm 4.

Algorithm 4 Personalized Learning with Gaussian Mixture Prior

Input: Number of iterations T , local datasets (X_i, Y_i) for $i \in [m]$, learning rate η .

- 1: **Initialize** $\boldsymbol{\theta}_i^0$ for $i \in [m]$ and $\mathbb{P}^{(0)}, \boldsymbol{\mu}_1^{(0)}, \dots, \boldsymbol{\mu}_k^{(0)}$.
- 2: **for** $t = 1$ **to** T **do**
- 3: **On Clients:**
- 4: **for** $i = 1$ **to** m : **do**
- 5: Receive $\mathbb{P}^{(t-1)}, \boldsymbol{\mu}_1^{(t-1)}, \dots, \boldsymbol{\mu}_k^{(t-1)}, \sigma_{\theta,1}^{(t-1)}, \dots, \sigma_{\theta,k}^{(t-1)}$ from the server
- 6: Update the personalized parameters:

$$\boldsymbol{\theta}_i^t \leftarrow \boldsymbol{\theta}_i^{t-1} - \eta \nabla_{\boldsymbol{\theta}_i^{t-1}} \left[f_i(\boldsymbol{\theta}_i^{t-1}) + \log\left(\sum_{l=1}^k \exp\left(\frac{\|\boldsymbol{\mu}_l^{(t-1)} - \boldsymbol{\theta}_i^{t-1}\|_2^2}{2(\sigma_{\theta,l}^{(t)})^2}\right) / ((2\pi\sigma_{\theta,l}^{(t)})^{md/2})\right) \right]$$

- 7: Send $\boldsymbol{\theta}_i^{(t)}$ to the server
- 8: **end for**
- 9: **At the Server:**
- 10: Receive $\boldsymbol{\theta}_1^{(t)}, \dots, \boldsymbol{\theta}_m^{(t)}$ from the clients
- 11: Update the global parameters: $\mathbb{P}^{(t)}, \boldsymbol{\mu}_1^{(t)}, \dots, \boldsymbol{\mu}_k^{(t)}, \sigma_{\theta,1}^{(t)}, \dots, \sigma_{\theta,k}^{(t)} \leftarrow \text{Cluster}\left(\boldsymbol{\theta}_1^{(t)}, \dots, \boldsymbol{\theta}_m^{(t)}, k\right)$,
- 12: Broadcast $\mathbb{P}^{(t)}, \boldsymbol{\mu}_1^{(t)}, \dots, \boldsymbol{\mu}_k^{(t)}$ to all clients
- 13: **end for**

Output: Personalized models $\boldsymbol{\theta}_1^T, \dots, \boldsymbol{\theta}_m^T$.

Description of Algorithm 4. Here clients receive the global parameters from the server and do a local iteration on the personalized model (multiple local iterations can be introduced as in FedAvg), later the clients broadcast the personalized models. Receiving the personalized models, server initiates a clustering algorithm that outputs global parameters. In general server is assumed to have vast amount of computational resources which makes running clustering algorithm feasible.

Adding DP. DP clustering algorithms such as [17] can be utilized to create a DP version of Algorithm 4.

A discrete mixture model as in Section 2.3 can be proposed as a special case of GM with 0 variance. With this we can recover a similar algorithm as in [43]. Further details are presented in Appendix B.

3.4 AdaPeD: Adaptive Personalization via Distillation

It has been empirically observed that the knowledge distillation (KD) regularizer (between local and global models) results in better performance [47] than the ℓ_2 regularizer. In fact, using our generative framework, we can define a certain prior distribution that gives the KD regularizer (details are provided in Section 6.2). The specific form of the regularizer that we use in the loss function at the i -th client is the following:

$$f_i(\boldsymbol{\theta}_i) + \frac{1}{2} \log(2\psi) + \frac{f_i^{\text{KD}}(\boldsymbol{\theta}_i, \boldsymbol{\mu})}{2\psi} \quad (23)$$

Algorithm 5 Adaptive Personalization via Distillation (AdaPeD)

Parameters: local variances $\{\psi_i^0\}$, personalized models $\{\theta_i^0\}$, local copies of the global model $\{\mu_i^0\}$, synchronization gap τ , learning rates η_1, η_2, η_3 , number of sampled clients K .

```
1: for  $t = 0$  to  $T - 1$  do
2:   if  $\tau$  divides  $t$  then
3:     On Server do:
4:       Choose a subset  $\mathcal{K}^t \subseteq [n]$  of  $K$  clients
5:       Broadcast  $\mu^t$  and  $\psi^t$ 
6:       On Clients  $i \in \mathcal{K}^t$  (in parallel) do:
7:         Receive  $\mu^t$  and  $\psi^t$ ; set  $\mu_i^t = \mu^t$ ,  $\psi_i^t = \psi^t$ 
8:       end if
9:       On Clients  $i \in \mathcal{K}^t$  (in parallel) do:
10:      Compute  $g_i^t := \nabla_{\theta_i^t} f_i(\theta_i^t) + \frac{\nabla_{\theta_i^t} f_i^{\text{KD}}(\theta_i^t, \mu_i^t)}{2\psi_i^t}$ 
11:      Update:  $\theta_i^{t+1} = \theta_i^t - \eta_1 g_i^t$ 
12:      Compute  $h_i^t := \frac{\nabla_{\mu_i^t} f_i^{\text{KD}}(\theta_i^{t+1}, \mu_i^t)}{2\psi_i^t}$ 
13:      Update:  $\mu_i^{t+1} = \mu_i^t - \eta_2 h_i^t$ 
14:      Compute  $k_i^t := \frac{1}{2\psi_i^t} - \frac{f_i^{\text{KD}}(\theta_i^{t+1}, \mu_i^{t+1})}{2(\psi_i^t)^2}$ 
15:      Update:  $\psi_i^{t+1} = \psi_i^t - \eta_3 k_i^t$ 
16:     if  $\tau$  divides  $t + 1$  then
17:       Clients send  $\mu_i^t$  and  $\psi_i^t$  to Server
18:       Server receives  $\{\mu_i^t\}_{i \in \mathcal{K}^t}$  and  $\{\psi_i^t\}_{i \in \mathcal{K}^t}$ 
19:       Server computes  $\mu^{t+1} = \frac{1}{K} \sum_{i \in \mathcal{K}^t} \mu_i^t$  and  $\psi^{t+1} = \frac{1}{K} \sum_{i \in \mathcal{K}^t} \psi_i^t$ 
20:     end if
21:   end for
```

Output: Personalized models $(\theta_i^T)_{i=1}^m$

where μ denotes the global model, θ_i denotes the personalized model at client i , and ψ can be viewed as controlling heterogeneity. Note that the goal for each client is to minimize its local loss function, so individual components cannot be too large. For the second term, this implies that ψ cannot be unbounded. For the third term, if $f_i^{\text{KD}}(\theta_i, \mu)$ is large, then ψ will also increase (implying that the local parameters are too deviated from the global parameter), hence, it is better to emphasize local training loss to make the first term small. If $f_i^{\text{KD}}(\theta_i, \mu)$ is small, then ψ will also decrease (implying that the local parameters are close to the global parameter), so it is better for clients to collaborate and learn better personalized models. To optimize (23) we propose an alternating minimization approach, which we call AdaPeD and is presented in Algorithm 6.

Description of AdaPeD. Besides the personalized model θ_i^t , each client i keeps local copies of the global model μ_i^t and of the variance ψ_i^t , and at synchronization times, server aggregates them to obtain global versions of these μ^t, ψ^t . At each iteration t divisible by synchronization gap τ , the server samples a subset $\mathcal{K}_t \subseteq [m]$ of $K \leq m$ clients and broadcasts μ^t, ψ^t to the selected clients, who set their set $\mu_i^t = \mu^t$ and $\psi_i^t = \psi^t$. When $t + 1$ is not divisible by τ , if $i \in \mathcal{K}_t$, client i updates $\theta_i^t, \mu_i^t, \psi_i^t$ by taking gradients of the local loss function w.r.t. the respective parameters (lines 11, 13, 15). Thus, the local training of θ_i^t also incorporates knowledge from other clients' data through μ_i^t . When $t + 1$ is divisible by τ , sampled clients upload $\{\mu_i^t, \psi_i^t : i \in \mathcal{K}_t\}$ to the server which aggregates them (lines 18, 19). At the end of training, clients have learned their personalized models $\{\theta_i^T\}_{i=1}^m$.

3.5 DP-AdaPeD: Differentially Private Adaptive Personalization via Distillation

Note that client i communicates $\boldsymbol{\mu}_i^t, \psi_i^t$ (which are updated by accessing the dataset for computing the gradients \mathbf{h}_i^t, k_i^t) to the server. So, to privatize $\boldsymbol{\mu}_i^t, \psi_i^t$, client i adds appropriate noise to \mathbf{h}_i^t, k_i^t , respectively. In order to obtain DP-AdaPeD, we replace lines 13 and 15 by the update rules:

$$\begin{aligned} \text{Line 13 : } \quad \boldsymbol{\mu}_i^{t+1} &= \boldsymbol{\mu}_i^t - \eta_2 \left(\frac{\mathbf{h}_i^t}{\max\{\|\mathbf{h}_i^t\|/C_1, 1\}} + \boldsymbol{\nu}_1 \right), \\ \text{Line 15 : } \quad \psi_i^{t+1} &= \psi_i^t - \eta_3 \left(\frac{k_i^t}{\max\{|k_i^t|/C_2, 1\}} + \nu_2 \right), \end{aligned}$$

where $\boldsymbol{\nu}_1 \sim \mathcal{N}(0, \sigma_{q_1}^2 \mathbb{I}_d)$ and $\nu_2 \sim \mathcal{N}(0, \sigma_{q_2}^2)$, for some $\sigma_{q_1}, \sigma_{q_2} > 0$ that depend on the desired privacy level and C_1, C_2 , which are some predefined constants.

In the following theorem, we state the Rényi Differential Privacy (RDP) guarantees of DP-AdaPeD.

Theorem 7. *After T iterations, DP-AdaPeD satisfies $(\alpha, \epsilon(\alpha))$ -RDP, where $\epsilon(\alpha) = \left(\frac{K}{m}\right)^2 6 \left(\frac{T}{\tau}\right) \alpha \left(\frac{C_1^2}{K\sigma_{q_1}^2} + \frac{C_2^2}{K\sigma_{q_2}^2}\right)$ for $\alpha > 1$, where $\frac{K}{m}$ denotes the sampling ratio of the clients at each global iteration.*

A proof of Theorem 7 is presented in Section 6.3. Observe that here we bound the RDP, as it gives better privacy composition than using the strong composition [23]. We can also convert our results to user-level (ϵ, δ) -DP by using the standard conversion from RDP to approximate (ϵ, δ) -DP [9].

3.6 Connecting to Existing Methods

In Section 1, we alluded to connections with other personalized FL methods. Here we provide a more detailed discussion.

Regularization: As noted earlier using (12) with the Gaussian population prior connects to the use of ℓ_2 regularizer in earlier personalized learning works [11, 24, 25, 37, 47], which also iterates between local and global model estimates. This form can be explicitly seen in Section 3.1, where in Algorithm 2, we see that the Gaussian prior along with iterative optimization yields the regularized form seen in these methods. In these cases⁶, $\mathbb{P}(\Gamma) \equiv \mathcal{N}(\boldsymbol{\mu}, \sigma_\theta^2 \mathbb{I}_d)$ for unknown parameters $\Gamma = \{\boldsymbol{\mu}\}$. Note that since the parameters of the population distribution are unknown, these need to be estimated during the iterative learning process. In the algorithm, 2 it is seen the $\boldsymbol{\mu}$ plays the role of the global model (and is truly so for the linear regression problem studied in Section 3.1).

Clustered FL: If one uses a *discrete* mixture model for the population distribution then the iterative algorithm suggested by our framework connects to [19, 42, 43, 50, 59]. In particular, consider a population model with parameters in the m -dimensional probability simplex $\{\boldsymbol{\alpha} : \boldsymbol{\alpha} = [\alpha_1, \dots, \alpha_m], \alpha_i \geq 0, \forall i, \sum_i \alpha_i = 1\}$ which describing a distribution. If there are m (unknown) discrete distributions $\{\mathcal{D}_1, \dots, \mathcal{D}_m\}$, one can consider these as the unknown description of the population model in addition to $\boldsymbol{\alpha}$. Therefore, each local data are generated either as a mixture as in [43] or by choosing one of the unknown discrete distributions with probability $\boldsymbol{\alpha}$ dictating the probability of choosing \mathcal{D}_i , when hard clustering is used (*e.g.*, [42]). Each node j chooses a mixture probability $\boldsymbol{\alpha}^{(j)}$ uniformly from the m -dimensional probability simplex. In the former case, it uses this mixture probability to generate a local mixture distribution. In the latter it chooses \mathcal{D}_i with probability $\alpha_i^{(j)}$.

As mentioned earlier, not all parametrized distributions can be written as a mixture of *finite* number distributions, which is the assumption for discrete mixtures. Consider a unimodal Gaussian population distribution (as also studied in Section 3.1). Since $\mathbb{P}(\Gamma) \equiv \mathcal{N}(\boldsymbol{\mu}, \sigma_\theta^2 \mathbb{I}_d)$, for node i , we sample $\boldsymbol{\theta}_i \sim \mathbb{P}(\Gamma)$. We see that the actual data distribution for this node is $p_{\boldsymbol{\theta}_i}(y|\mathbf{x}) = \mathcal{N}(\boldsymbol{\theta}_i^\top \mathbf{x}, \sigma^2)$. Clearly the set of such distributions $\{p_{\boldsymbol{\theta}_i}(y|\mathbf{x})\}$ *cannot* be written as any finite mixture as $\boldsymbol{\theta}_i \in \mathbb{R}^d$ and $p_{\boldsymbol{\theta}_i}(y|\mathbf{x})$ is a unimodal Gaussian distribution, with same parameter $\boldsymbol{\theta}_i$ for all data generated in node i . Essentially the generative framework of finite mixtures (as in [43]) could be restrictive as it does not capture such parametric models.

⁶One can generalize these by including σ_θ^2 in the unknown parameters.

Knowledge distillation: The population distribution related to a regularizer based on Kullback-Leibler divergence (knowledge distillation) has been shown in Section 6.2. Therefore this can be cast in terms of information geometry where the probability falls off exponentially with in this geometry. Hence these connect to methods such as [35, 38, 47, 49], but the exact regularizer used does not take into account the full parametrization, and one can therefore improve upon these methods.

FL with Multi-task Learning (MTL): In this framework, a *fixed* relationship between tasks is usually assumed [50]. Therefore one can model this as a Gaussian model with *known* parameters relating the individual models. The individual models are chosen from a joint Gaussian with particular (known) covariance dictating the different models, and therefore giving the quadratic regularization used in FL-MTL [50]. In this the parameters of the Gaussian model are known and fixed.

Common representations: The works in [12, 27] use a linear model where $y \sim \mathcal{N}(\mathbf{x}^\top \boldsymbol{\theta}_i, \sigma^2)$ can be considered a local generative model for node i . The common representation approach assumes that $\boldsymbol{\theta}_i = \sum_{j=1}^k \mathbf{B} \mathbf{w}_j^{(i)}$, for some $k \ll d$, where $\boldsymbol{\theta}_i \in \mathbb{R}^d$. Therefore, one can parametrize a population by this (unknown) common basis \mathbf{B} , and under a mild assumption that the weights are bounded, we can choose a uniform measure in this bounded cube to choose $\mathbf{w}^{(i)}$ for each node i . The alternating optimization iteratively discovers the global common representation and the local weights as done in [12, 27] (and references therein).

4 Experiments

Personalized estimation. We run two types of experiments, one with synthetic data and one with real world data. Here we report (i) Bernoulli setting experiment with synthetic data, and (ii) Bernoulli setting experiment with US county level election data.

- **Synthetic experiments in Bernoulli setting.** For this setting, for \mathbb{P} we consider three distributions that [53] considered: normal, uniform and ‘3-spike’ which have equal weight at 1/4, 1/2, 3/4. Additionally, we consider a Beta prior. We compute squared error of personalized estimators and local estimators ($\frac{Z_i}{n}$) w.r.t. the true p_i and report the average over all clients. We use $m = 10000$ clients and 14 local samples similar to [53]. Personalized estimator provides a decrease in MSE by $37.1 \pm 3.9\%$, $12.0 \pm 1.6\%$, $24.3 \pm 2.8\%$, $34.0 \pm 3.7\%$, respectively, for each aforementioned population distribution compared to their corresponding local estimators. Furthermore, as theoretically noted, less spread out prior distributions (low data heterogeneity) results in higher MSE gap between personalized and local estimators.

- **Political tendencies on county level.** One natural application of Bernoulli setting is modelling bipartisan elections [53]. In this experiment we did a case study by using US presidential elections on county level between 2000-2020 (there are 3112 counties in our dataset, $m = 3112$). For each county the goal is to determine the political tendency parameter p_i . Given 6 election data we did 1-fold cross validation. Local estimator is taking the average of 5 training samples and personalized estimator is the aforementioned posterior mean. We use 5 elections as training data, to simulate a Bernoulli setting we set the data equal to 1 if Republican party won the election and 0 otherwise; and 1 election as test data to measure the MSE of the estimator. As a result, we observe that personalized estimator provides an MSE (averaged over 6 runs) gain of $10.7 \pm 1.9\%$ compared to local estimator.

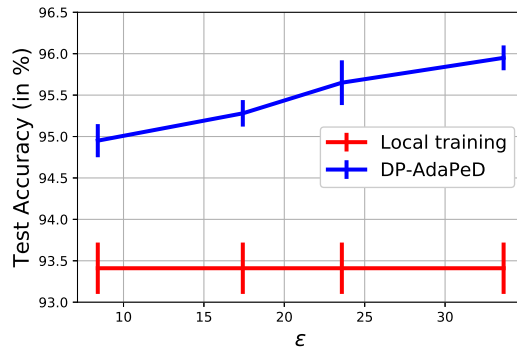
- **Linear regression.** For this, we create a setting similar to [28]. We set $m = 10,000$, $n = 10$; and sample client true models according to a Gaussian centered at some randomly chosen μ with variance σ_θ^2 . We randomly generate design matrices X_i and create Y_i at each client by adding a zero mean Gaussian noise with true variance σ_x^2 to $X_i \theta_i$. We measure the average MSE over all clients with and compare personalized and local methods. When $d = 50$, personalized regression has an MSE gain of $8.0 \pm 0.8\%$, $14.8 \pm 1.2\%$, and when $d = 100$, $9.2 \pm 1.1\%$, $12.3 \pm 2.0\%$ compared to local and FedAvg regression, respectively. Moreover, compared to personalized regression where $\mu, \sigma_\theta, \sigma_x$ are known, alternating algorithm only results in 1% and 4.7% increase in MSE respectively for $d = 50$ and $d = 100$. The results suggest that personalized regression with unknown generative parameters is able to outperform local and federated approaches.

AdaPeD. First we describe the experiment setting and then the results, for DP-AdaPeD as well.

- **Experiment setting.** We consider image classification tasks on MNIST and FEMNIST [8], and train a CNN, similar to the one considered in [44], that has 2 convolutional and 3 fully connected layers.

Table 1 Test accuracy (in %) for 5-layer CNN model.

Method	MNIST ($\frac{K}{n} = 0.1$)	FEMNIST($\frac{K}{n} = 0.33$)	FEMNIST($\frac{K}{n} = 0.15$)
FedAvg	92.93 \pm 0.09	93.14 \pm 0.15	92.18 \pm 0.13
FedAvg+fine tuning [30]	95.42 \pm 0.25	93.81 \pm 0.30	94.12 \pm 0.26
AdaPeD (Ours)	98.53 \pm 0.11	96.88 \pm 0.29	96.55 \pm 0.32
pFedMe [11]	97.83 \pm 0.04	94.03 \pm 0.61	94.95 \pm 0.55
Per-FedAvg [15]	95.88 \pm 0.27	93.28 \pm 0.41	93.51 \pm 0.31
QuPeD (FP) [47]	98.14 \pm 0.39	96.11 \pm 0.13	95.99 \pm 0.08
Federated ML [49]	97.93 \pm 0.33	94.83 \pm 0.59	95.12 \pm 0.18

**Figure 1** DP-AdaPeD Test Accuracy (in %) vs ϵ on FEMNIST with client sampling ratio of 0.33. Note that the local training is completely private, however, for convenience, we plot it against ϵ , but it remains constant.

We set $m = 66$ for FEMNIST and $m = 50$ for MNIST. Similar to [47], for FEMNIST, we use a subset of 198 writers so that each client has access to data from 3 authors, which results in a natural type of data heterogeneity due to writing styles of authors. Consequently, number of training samples is between 203-336 and test samples is between 25-40. On MNIST we introduce pathological heterogeneity by letting each client sample data from 3 randomly selected classes only. For both experiments we set $\tau = 10$ and vary the batch size so that each epoch consists of 60 iterations. On MNIST we run the experiment for 50 epochs, on FEMNIST we run it for 40 and 80 epochs, for 0.33 and 0.15 client sampling ratio, respectively. For each method, we tune hyperparameters such as learning rates on a set of candidate values.

- **Results.** We compare AdaPeD against FedAvg [44], FedAvg+ [30] and various personalized FL algorithms: pFedMe [11], Per-FedAvg [15], QuPeD [47] without model compression, and Federated ML [49]. We observe AdaPeD consistently outperforms other methods. It can be seen that methods that use knowledge distillation perform better, on top of this AdaPeD enables us adjust the dependence on collaboration according to the compatibility of global and local decisions/scores. For instance, we set σ_{θ}^2 a certain value initially, and observe as the algorithm runs it decreases which implies clients start to rely on the collaboration more and more. Interestingly, this is not always the case; in particular, for DP-AdaPeD we first observe a decrease in σ_{θ}^2 and later the variance estimate increases. This suggests: while there is not much accumulated noise, clients prefer to collaborate; and as the noise accumulation on the global model increases due to DP noise, clients prefer to stop collaboration. This is exactly the type of autonomous behavior that we aimed with adaptive regularization.

- **DP-AdaPeD.** In Figure 1, we observe performance of DP-AdaPeD under different ϵ values. Due to adaptive regularization, clients are able to determine when to collaborate, hence they outperform local training even for low values of ϵ .

- **DP-AdaPeD with local finetuning.** When we employ local finetuning described in Section 6.2, we can increase AdaPeD’s performance under more aggressive privacy constants ϵ . Another change compared to the result in Section 4 is that now we concatenate the model and ψ and then apply clipping and add noise to the resulting $(d + 1)$ -dimensional vector. This results in a better performance for relatively low privacy budget. For instance, for FEMNIST with 1/3 client sampling and the same experimental setting

in Section 4 we have the following result in Figure 2.

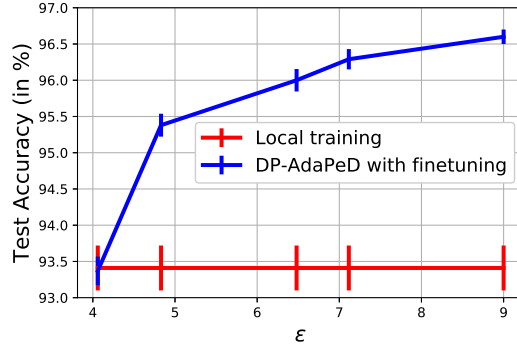


Figure 2 DP-AdaPeD with local finetuning Test Accuracy (in %) vs ϵ on FEMNIST with client sampling ratio of 0.33. Note that the local training is completely private, however, for convenience, we plot it against ϵ , but it remains constant.

Comparing to DP version of FedEM [43]. Clustering and multiple global model based methods could have competitive performance in certain scenarios. However, when there are privacy concerns sharing many parameters degrade performance for high privacy, i.e., low ϵ ; moreover, since [43] is based on global models and does not possess a separate local model (which is not just a combination of global models) its performance could be degraded by privatization even more. An additional downside of FedEM [43] is, when there is client sampling, it requires more iterations for empirical convergence compared to other methods. Hence, to give an advantage to FedEM, we compare AdaPeD and FedEM under full client sampling. On MNIST AdaPeD achieves $99.04 \pm 0.11\%$ and FedEM achieves $98.90 \pm 0.20\%$. Therefore, with full client sampling and without privacy the performance is comparable. When we employ Gaussian mechanism for privacy on both methods for parameters that are shared with the server, we obtain the result presented in Figure 3.

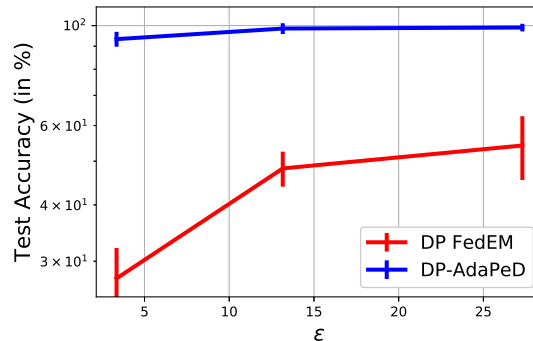


Figure 3 DP-AdaPeD and DP FedEM Test Accuracy (in %) vs ϵ on MNIST with log scale y axis. Error bar is standard deviation multiplied by 3 for increased visibility.

In DP FedEM – the private version of FedEM, similar to the concatenation we do in DP-AdaPeD for ψ and model parameters, we concatenate two local versions of the global model before adding privacy. As can be seen in Figure 3, DP FedEM performs poorly even though FedEM had comparable performance to AdaPeD when no privacy was required. This is due to two reasons. One is that more is being shared by each node (multiple models). Secondly, since FedEM just combines global models but does not maintain a separate individual model (which is not a combination of global models) there is further loss in performance due to direct private updates on those models.

DP Personalized Estimation. To measure the performance tradeoff of the DP mechanism described in Section 2.1, we create a synthetic experiment for Gaussian setting. We let $m = 10000, n = 15$ and $\sigma_\theta = 0.1, \sigma_x = 0.5$, and create a dataset at each client as described in Gaussian setting. Applying the DP mechanism we obtain the following result in Figure 4.

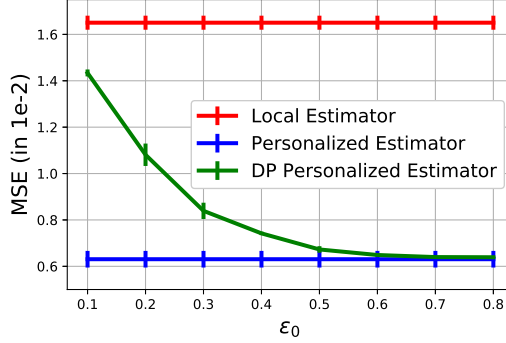


Figure 4 MSE vs ϵ_0 . Note that the local training is completely private and personalized training is non-private, however, for convenience, we plot them against ϵ , but they remains constant.

Here, as expected, we observe that when privacy is low (ϵ_0 is high) the private personalized estimator recovers the regular personalized estimator. When we need higher privacy (lower ϵ_0) the private estimator’s performance starts to become slightly worse than the non-private estimator.

4.1 Implementation Details

In this section we give further details on implementation and setting of the experiments that were used in Section 4.

Linear Regression. In this experiment we set true values $\sigma_\theta^2 = 0.01$, $\sigma_x^2 = 0.05$ and we sample each component of μ from a Gaussian with 0 mean and 0.1 standard deviation and each component of X from a Gaussian with 0 mean and variance 0.05, both i.i.d.

Federated Setting. We implemented Per-FedAvg and pFedMe based on the code from GitHub,⁷ and FedEM based on the code from GitHub.⁸ Other implementations were not available online, so we implemented ourselves. For each of the methods we tuned learning rate in the set $\{0.2, 0.15, 0.125, 0.1, 0.075, 0.05\}$ and have a decaying learning schedule such that learning rate is multiplied by 0.99 at each epoch. We use weight decay of $1e - 4$. For all the methods for both personalized and global models we used a 5-layer CNN, the first two layers consist of convolutional layers of filter size 5×5 with 6 and 16 filters respectively. Then we have 3 fully connected layers of dimension 256×120 , 120×84 , 84×10 and lastly a softmax operation.

- AdaPeD⁹: We fine-tuned ψ in between 0.5 – 5 with 0.5 increments and set it to 4. We set $\eta_3 = 3e - 2$. We manually prevent ψ becoming smaller than 0.5 so that local loss does not become dominated by the KD loss. We use $\eta_2 = 0.1$ and $\eta_1 = 0.1$.¹⁰
- Per-FedAvg [15] and pFedMe [11]: For Per-FedAvg, we used 0.075 as the learning rate and $\alpha = 0.001$. For pFedMe we used the same learning rate schedule for main learning rate, $K = 3$ for the number of local iterations; and we used $\lambda = 0.5$, $\eta = 0.2$.
- QuPeD [47]: We choose $\lambda_p = 0.25$, $\eta_1 = 0.1$ and $\eta_3 = 0.1$ as stated.
- Federated Mutual Learning [49]: Since authors do not discuss the hyperparameters in the paper, we used $\alpha = \beta = 0.25$, global model has the same learning schedule as the personalized models.
- FedEM [43]: Here we use M=2 global models minding the privacy budget. We let learning rate to 0.2 and use the same schedule and weight decay as other methods.

⁷<https://github.com/CharlieDinh/pFedMe>

⁸<https://github.com/omarfoq/FedEM>

⁹For federated experiments we have used PyTorch’s Data Distributed Parallel package.

¹⁰We use https://github.com/tao-shen/FEMNIST_pytorch to import FEMNIST dataset.

5 Proofs and Additional Details for Personalized Estimation

5.1 Personalized Estimation – Gaussian Model

5.1.1 Proof of Theorem 1

Theorem (Restating Theorem 1). *Solving (25) yields the following closed form expressions for $\hat{\boldsymbol{\mu}}$ and $\hat{\boldsymbol{\theta}}_1, \dots, \hat{\boldsymbol{\theta}}_m$:*

$$\hat{\boldsymbol{\mu}} = \frac{1}{m} \sum_{i=1}^m \bar{X}_i \quad \text{and} \quad \hat{\boldsymbol{\theta}}_i = a \bar{X}_i + (1-a) \hat{\boldsymbol{\mu}}, \quad \text{for } i \in [m], \quad \text{where } a = \frac{\sigma_\theta^2}{\sigma_\theta^2 + \sigma_x^2/n}. \quad (24)$$

The above estimator achieves the MSE: $\mathbb{E}_{\boldsymbol{\theta}_i, X_1, \dots, X_m} \|\hat{\boldsymbol{\theta}}_i - \boldsymbol{\theta}_i\|^2 \leq \frac{d\sigma_x^2}{n} \left(\frac{1-a}{m} + a \right)$.

Proof. We will derive the optimal estimator and prove the MSE for one dimensional case, i.e., for $d = 1$; the final result can be obtained by applying these to each of the d coordinates separately.

The posterior estimators of the local means $\theta_1, \dots, \theta_m$ and the global mean μ are obtained by solving the following optimization problem:

$$\hat{\theta}_1, \dots, \hat{\theta}_m, \hat{\mu} = \arg \max_{\theta_1, \dots, \theta_m, \mu} p_{\mathbf{X}|\theta} (X_1, \dots, X_m | \theta_1, \dots, \theta_m) p_{\theta|\mu} (\theta_1, \dots, \theta_m | \mu) \quad (25)$$

$$= \arg \min_{\theta_1, \dots, \theta_m, \mu} -\log (p_{\mathbf{X}|\theta} (X_1, \dots, X_m | \theta_1, \dots, \theta_m)) - \log (p_{\theta|\mu} (\theta_1, \dots, \theta_m | \mu)) \quad (26)$$

$$= \arg \min_{\theta_1, \dots, \theta_m, \mu} C + \sum_{i=1}^m \sum_{j=1}^n \frac{(X_i^j - \theta_i)^2}{\sigma_x^2} + \sum_{i=1}^m \frac{(\theta_i - \mu)^2}{\sigma_\theta^2}, \quad (27)$$

where the second equality is obtained from the fact that the log function is a monotonic function, and C is a constant independent of the variables $\theta = (\theta_1, \dots, \theta_m)$. Observe that the objective function $F(\theta, \mu) = \sum_{i=1}^m \sum_{j=1}^n \frac{(X_i^j - \theta_i)^2}{\sigma_x^2} + \sum_{i=1}^m \frac{(\theta_i - \mu)^2}{\sigma_\theta^2}$ is jointly convex in (θ, μ) . Thus, the optimal is obtained by setting the derivative to zero as it is an unbounded optimization problem.

$$\left. \frac{\partial F}{\partial \theta_i} \right|_{\mu=\hat{\mu}, \theta_i=\hat{\theta}_i} = \frac{\sum_{j=1}^n 2(\hat{\theta}_i - X_i^j)}{\sigma_x^2} + \frac{2(\hat{\theta}_i - \hat{\mu})}{\sigma_\theta^2} = 0, \quad \forall i \in [m] \quad (28)$$

$$\left. \frac{\partial F}{\partial \mu} \right|_{\mu=\hat{\mu}, \theta_i=\hat{\theta}_i} = \frac{\sum_{i=1}^m 2(\hat{\mu} - \hat{\theta}_i)}{\sigma_\theta^2} = 0. \quad (29)$$

By solving these $m + 1$ equations in $m + 1$ unknowns, we get:

$$\hat{\theta}_i = \alpha \left(\frac{1}{n} \sum_{j=1}^n X_i^j \right) + (1-\alpha) \left(\frac{1}{mn} \sum_{i=1}^m \sum_{j=1}^n X_i^j \right), \quad (30)$$

where $\alpha = \frac{\sigma_\theta^2}{\sigma_\theta^2 + \frac{\sigma_x^2}{n}}$. By letting $\bar{X}_i = \frac{1}{n} \sum_{j=1}^n X_i^j$ for all $i \in [m]$, we can write $\hat{\theta}_i = \alpha \bar{X}_i + (1-\alpha) \frac{1}{m} \sum_{i=1}^m \bar{X}_i$.

Observe that $\mathbb{E} [\hat{\theta}_i | \theta] = \alpha \theta_i + \frac{1-\alpha}{m} \sum_{l=1}^m \theta_l$, where $\theta = (\theta_1, \dots, \theta_m)$. Thus, the estimator (30) is an unbiased estimate of $\{\theta_i\}$. Substituting the $\hat{\theta}_i$ in the MSE, we get that

$$\begin{aligned} \mathbb{E}_{X_1, \dots, X_m} \left[(\hat{\theta}_i - \theta_i)^2 \right] &= \mathbb{E}_\theta \left[\mathbb{E}_{X_1, \dots, X_m} \left[(\hat{\theta}_i - \theta_i)^2 | \theta \right] \right] \\ &= \mathbb{E}_\theta \left[\mathbb{E}_{X_1, \dots, X_m} \left[\left(\hat{\theta}_i - \mathbb{E} [\hat{\theta}_i | \theta] + \mathbb{E} [\hat{\theta}_i | \theta] - \theta_i \right)^2 | \theta \right] \right] \\ &= \mathbb{E}_\theta \left[\mathbb{E}_{X_1, \dots, X_m} \left[(\hat{\theta}_i - \mathbb{E} [\hat{\theta}_i | \theta])^2 | \theta \right] \right] + \mathbb{E}_\theta \left[\mathbb{E}_{X_1, \dots, X_m} \left[(\mathbb{E} [\hat{\theta}_i | \theta] - \theta_i)^2 | \theta \right] \right] \end{aligned} \quad (31)$$

Claim 1.

$$\begin{aligned}\mathbb{E}_\theta \left[\mathbb{E}_{X_1, \dots, X_m} \left[\left(\hat{\theta}_i - \mathbb{E} [\hat{\theta}_i | \theta] \right)^2 | \theta \right] \right] &= \alpha^2 \frac{\sigma_x^2}{n} + (1 - \alpha)^2 \frac{\sigma_x^2}{mn} + 2\alpha(1 - \alpha) \frac{\sigma_x^2}{mn} \\ \mathbb{E}_\theta \left[\mathbb{E}_{X_1, \dots, X_m} \left[\left(\mathbb{E} [\hat{\theta}_i | \theta] - \theta_i \right)^2 | \theta \right] \right] &= (1 - \alpha)^2 \mathbb{E}_\theta \left[\left(\frac{1}{m} \sum_{k=1}^m \theta_k - \theta_i \right)^2 \right] \leq (1 - \alpha)^2 \frac{\sigma_\theta^2(m-1)}{m}\end{aligned}$$

Substituting the result of Claim 1 into (31), we get

$$\begin{aligned}\mathbb{E}_{X_1, \dots, X_m} \left[\left(\hat{\theta}_i - \theta_i \right)^2 \right] &\leq \alpha^2 \frac{\sigma_x^2}{n} + (1 - \alpha)^2 \frac{\sigma_x^2}{mn} + 2\alpha(1 - \alpha) \frac{\sigma_x^2}{mn} + (1 - \alpha)^2 \frac{\sigma_\theta^2(m-1)}{m} \quad (32) \\ &\stackrel{(a)}{=} \frac{\sigma_x^2}{n} \left(\alpha^2 + \frac{(1 - \alpha)^2 + 2\alpha(1 - \alpha)}{m} + \alpha(1 - \alpha) \frac{m-1}{m} \right) \\ &= \frac{\sigma_x^2}{n} \left(\alpha + \frac{1 - \alpha}{m} \right),\end{aligned}$$

where in (a) we used $\alpha = \frac{\sigma_\theta^2}{\sigma_\theta^2 + \frac{\sigma_x^2}{n}}$ for the last term to write $(1 - \alpha)^2 \frac{\sigma_\theta^2(m-1)}{m} = \frac{\sigma_x^2}{n} \alpha(1 - \alpha) \frac{m-1}{m}$.

Observe that the estimator in (30) is a weighted summation between two estimators: the local estimator $\bar{X}_i = \frac{1}{n} \sum_{j=1}^n X_i^j$, and the global estimator $\hat{\mu} = \frac{1}{m} \sum_{i=1}^m \bar{X}_i$. Thus, the MSE in (a) consists of four terms: 1) The variance of the local estimator ($\frac{\sigma_x^2}{n}$). 2) The variance of the global estimator ($\frac{\sigma_x^2}{nm}$). 3) The correlation between the local estimator and the global estimator ($\frac{\sigma_x^2}{nm}$). 4) The bias term $\mathbb{E}_\theta \left[\mathbb{E}_{X_1, \dots, X_m} \left[\left(\mathbb{E} [\hat{\theta}_i | \theta] - \theta_i \right)^2 | \theta \right] \right]$. This completes the proof of Theorem 1. \square

Proof of Claim 1. For the first equation:

$$\begin{aligned}\mathbb{E}_\theta \left[\mathbb{E}_{X_1, \dots, X_m} \left[\left(\hat{\theta}_i - \mathbb{E} [\hat{\theta}_i | \theta] \right)^2 | \theta \right] \right] &= \mathbb{E}_\theta \left[\mathbb{E}_{X_1, \dots, X_m} \left[\left(\alpha(\bar{X}_i - \theta_i) + (1 - \alpha) \frac{1}{m} \sum_{k=1}^m (\bar{X}_k - \theta_k) \right)^2 | \theta \right] \right] \\ &= \alpha^2 \mathbb{E} \left[\mathbb{E} [(\bar{X}_i - \theta_i)^2 | \theta] \right] + (1 - \alpha)^2 \mathbb{E} \left[\mathbb{E} \left[\left(\frac{1}{m} \sum_{k=1}^m (\bar{X}_k - \theta_k) \right)^2 | \theta \right] \right] \\ &\quad + 2\alpha(1 - \alpha) \mathbb{E} \left[\mathbb{E} \left[\frac{1}{m} \sum_{k=1}^m (\bar{X}_i - \theta_i)(\bar{X}_k - \theta_k) | \theta \right] \right] \\ &= \alpha^2 \frac{\sigma_x^2}{n} + (1 - \alpha)^2 \frac{\sigma_x^2}{mn} + 2\alpha(1 - \alpha) \frac{\sigma_x^2}{mn}\end{aligned}$$

For the second equation, first note that $\mathbb{E}[\hat{\theta}_i|\theta] - \theta_i = \alpha\theta_i + \frac{1-\alpha}{m} \sum_{k=1}^m \theta_k - \theta_i = (1-\alpha) \left(\frac{1}{m} \sum_{k=1}^m \theta_k - \theta_i\right)$:

$$\begin{aligned}
\mathbb{E}_\theta \left[\mathbb{E}_{X_1, \dots, X_m} \left[\left(\mathbb{E}[\hat{\theta}_i|\theta] - \theta_i \right)^2 \middle| \theta \right] \right] &= (1-\alpha)^2 \mathbb{E} \left[\left(\frac{1}{m} \sum_{k=1}^m \theta_k - \theta_i \right)^2 \right] \\
&= \frac{(1-\alpha)^2}{m^2} \mathbb{E} \left[\left(\sum_{k \neq i} (\theta_k - \theta_i) \right)^2 \right] \\
&= \frac{(1-\alpha)^2}{m^2} \left[\sum_{k \neq i} \mathbb{E}(\theta_k - \theta_i)^2 + \sum_{k \neq i, l \neq i, k \neq l} \mathbb{E}(\theta_k - \theta_i)(\theta_l - \theta_i) \right] \\
&\leq \frac{(1-\alpha)^2}{m^2} \left[\sum_{k \neq i} [\mathbb{E}(\theta_k - \mu)^2 + \mathbb{E}(\theta_i - \mu)^2] + \sum_{k \neq i, l \neq i, k \neq l} \mathbb{E}(\theta_k - \theta_i)(\theta_l - \theta_i) \right] \\
&= \frac{(1-\alpha)^2}{m^2} \left[2(m-1)\sigma_\theta^2 + \sum_{k \neq i, l \neq i, k \neq l} \mathbb{E}(\theta_k - \theta_i)(\theta_l - \theta_i) \right] \\
&= \frac{(1-\alpha)^2}{m^2} \left[2(m-1)\sigma_\theta^2 + \sum_{k \neq i, l \neq i, k \neq l} \mathbb{E}(\mu - \theta_i)^2 \right] \quad (\text{Since } \mathbb{E}[\theta_k] = \mu \text{ for all } k \in [m]) \\
&= \frac{(1-\alpha)^2}{m^2} [2(m-1)\sigma_\theta^2 + (m-1)(m-2)\sigma_\theta^2] \\
&= (1-\alpha)^2 \frac{\sigma_\theta^2(m-1)}{m}
\end{aligned}$$

This concludes the proof of Claim 1. \square

5.1.2 Proof of Theorem 2

Theorem (Restating Theorem 2). *Suppose for all $\mathbf{x} \in \mathbb{R}^d$, q satisfies $\mathbb{E}[q(\mathbf{x})] = \mathbf{x}$ and $\mathbb{E}\|q(\mathbf{x}) - \mathbf{x}\|^2 \leq d\sigma_q^2$ for some finite σ_q . Then the personalized estimator in (4) has MSE:*

$$\mathbb{E}_{\theta_i, q, X_1, \dots, X_m} \|\hat{\theta}_i - \theta_i\|^2 \leq \frac{d\sigma_x^2}{n} \left(\frac{1-a}{m} + a \right) \quad \text{where} \quad a = \frac{\sigma_\theta^2 + \sigma_q^2/m-1}{\sigma_\theta^2 + \sigma_q^2/m-1 + \sigma_x^2/n}. \quad (33)$$

Furthermore, assuming $\boldsymbol{\mu} \in [-r, r]$ for some constant r (but $\boldsymbol{\mu}$ is unknown), we have:

1. *Communication efficiency: For any $k \in \mathbb{N}$, there is a q whose output can be represented using k -bits (i.e., q is a quantizer) that achieves the MSE in (33) with probability at least $1 - 2/mn$ and with $\sigma_q = \frac{b}{(2^k-1)}$, where $b = r + \sigma_\theta \sqrt{\log(m^2n)} + \frac{\sigma_x}{\sqrt{n}} \sqrt{\log(m^2n)}$.*
2. *Privacy: For any $\epsilon_0 \in (0, 1), \delta > 0$, there is a q that is user-level (ϵ_0, δ) -locally differentially private, that achieves the MSE in (33) with probability at least $1 - 2/mn$ and with $\sigma_q = \frac{b}{\epsilon_0} \sqrt{8 \log(2/\delta)}$, where $b = r + \sigma_\theta \sqrt{\log(m^2n)} + \frac{\sigma_x}{\sqrt{n}} \sqrt{\log(m^2n)}$.*

Proof of Theorem 2, Equation (33). Similar to the proof of Theorem 1, here also we will derive the optimal estimator and prove the MSE for the one dimensional case, and the final result can be obtained by applying these to each of the d coordinates separately.

Let $\theta = (\theta_1, \dots, \theta_m)$ denote the personalized models vector. For given a constraint function q , we set the personalized model as follows:

$$\hat{\theta}_i = \alpha \left(\frac{1}{n} \sum_{j=1}^n X_i^j \right) + (1-\alpha) \left(\frac{1}{m} \sum_{i=1}^m q(\bar{X}_i) \right) \quad \forall i \in [m], \quad (34)$$

where $\bar{X}_i = \frac{1}{n} \sum_{j=1}^n X_i^j$. From the second condition on the function q , we get that

$$\mathbb{E}[\hat{\theta}_i|\theta] = \alpha\theta_i + \frac{1-\alpha}{m} \sum_{l=1}^m \theta_l, \quad (35)$$

Thus, by following similar steps as the proof of Theorem 1, we get that:

$$\begin{aligned} \mathbb{E}\left[\left(\hat{\theta}_i - \theta_i\right)^2\right] &= \mathbb{E}\left[\mathbb{E}\left[\left(\hat{\theta}_i - \theta_i\right)^2 \mid \theta\right]\right] \\ &= \mathbb{E}\left[\mathbb{E}\left[\left(\hat{\theta}_i - \mathbb{E}[\hat{\theta}_i|\theta] + \mathbb{E}[\hat{\theta}_i|\theta] - \theta_i\right)^2 \mid \theta\right]\right] \\ &= \mathbb{E}\left[\mathbb{E}\left[\left(\hat{\theta}_i - \mathbb{E}[\hat{\theta}_i|\theta]\right)^2 \mid \theta\right]\right] + \mathbb{E}\left[\mathbb{E}\left[\left(\mathbb{E}[\hat{\theta}_i|\theta] - \theta_i\right)^2 \mid \theta\right]\right] \\ &\stackrel{(a)}{=} \alpha^2 \frac{\sigma_x^2}{n} + (1-\alpha)^2 \mathbb{E}\left[\left(\frac{1}{m} \sum_{l=1}^m q(\bar{X}_l) - \theta_l\right)^2 \mid \theta\right] \\ &\quad + 2\alpha(1-\alpha) \mathbb{E}\left[\left(\bar{X}_i - \theta_i\right) \left(\frac{1}{m} \sum_{l=1}^m q(\bar{X}_l) - \theta_l\right) \mid \theta\right] + (1-\alpha)^2 \mathbb{E}\left[\left(\frac{1}{m} \sum_{k=1}^m \theta_k - \theta_i\right)^2\right] \\ &\stackrel{(b)}{=} \alpha^2 \frac{\sigma_x^2}{n} + \frac{(1-\alpha)^2 \left(\frac{\sigma_x^2}{n} + \sigma_q^2\right)}{m} + \frac{2\alpha(1-\alpha)\sigma_x^2}{mn} + (1-\alpha)^2 \mathbb{E}\left[\left(\frac{1}{m} \sum_{k=1}^m \theta_k - \theta_i\right)^2\right] \\ &\leq \alpha^2 \frac{\sigma_x^2}{n} + \frac{(1-\alpha)^2 \left(\frac{\sigma_x^2}{n} + \sigma_q^2\right)}{m} + 2\alpha(1-\alpha) \frac{\sigma_x^2}{mn} + (1-\alpha)^2 \frac{\sigma_\theta^2(m-1)}{m} \\ &\stackrel{(c)}{=} \frac{\sigma_x^2}{n} \left(\alpha^2 + \frac{(1-\alpha)^2 + 2\alpha(1-\alpha)}{m} + \alpha(1-\alpha) \frac{m-1}{m}\right) \\ &= \frac{\sigma_x^2}{n} \left(\alpha + \frac{1-\alpha}{m}\right), \end{aligned} \quad (36)$$

where step (a) follows by substituting the expectation of the personalized model from (35). Step (b) follows from the first and third conditions of the function q . Step (c) follows by choosing $\alpha = \frac{\sigma_\theta^2 + \frac{\sigma_q^2}{m-1}}{\sigma_\theta^2 + \frac{\sigma_q^2}{m-1} + \frac{\sigma_x^2}{n}}$. This derives the result stated in (33) in Theorem 2. \square

Proof of Theorem 2, Part 1. The proof consists of two steps. First, we use the concentration property of the Gaussian distribution to show that the local sample means $\{\bar{X}_i\}$ are bounded within a small range with high probability. Second, we apply an unbiased stochastic quantizer on the projected sample mean.

The local samples X_i^1, \dots, X_i^n are drawn i.i.d. from a Gaussian distribution with mean θ_i and variance σ_x^2 , and hence, we have that $\bar{X}_i \sim \mathcal{N}(\theta_i, \frac{\sigma_x^2}{n})$. Thus, from the concentration property of the Gaussian distribution, we get that $\Pr[|\bar{X}_i - \theta_i| > c_1] \leq \exp\left(-\frac{nc_1^2}{\sigma_x^2}\right)$ for all $i \in [m]$. Similarly, the models $\theta_1, \dots, \theta_m$ are drawn i.i.d. from a Gaussian distribution with mean $\mu \in [-r, r]$ and variance σ_θ^2 , hence, we get $\Pr[|\theta_i - \mu| > c_2] \leq \exp\left(-\frac{c_2^2}{\sigma_\theta^2}\right)$ for all $i \in [m]$. Let $\mathcal{E} = \{\bar{X}_i \in [-a, a] : \forall i \in [m]\}$, where $a = r + c_1 + c_2$.

Thus, from the union bound, we get that $\Pr[\mathcal{E}] > 1 - m(e^{-\frac{nc_1^2}{\sigma_x^2}} + e^{-\frac{c_2^2}{\sigma_\theta^2}})$. By setting $c_1 = \sqrt{\frac{\sigma_x^2}{n} \log(m^2n)}$ and $c_2 = \sqrt{\sigma_\theta^2 \log(m^2n)}$, we get that $a = r + \frac{\sigma_x}{\sqrt{n}} \sqrt{\log(m^2n)} + \sigma_\theta \sqrt{\log(m^2n)}$, and $\Pr[\mathcal{E}] = 1 - \frac{2}{mn}$.

Let $q_k : [-a, a] \rightarrow \mathcal{Y}_k$ be a quantization function with k -bits, where \mathcal{Y}_k is a discrete set of cardinality $|\mathcal{Y}_k| = 2^k$. For given $x \in [-a, a]$, the output of the function q_k is given by:

$$q_k(x) = \frac{2a}{2^k - 1} (\lfloor \tilde{x} \rfloor + \text{Bern}(\tilde{x} - \lfloor \tilde{x} \rfloor)) - a, \quad (37)$$

where $\text{Bern}(p)$ is a Bernoulli random variable with bias p , and $\tilde{x} = \frac{2^k-1}{2a}(x+a) \in [0, 2^k-1]$. Observe that the output of the function q_k requires only k -bits for transmission. Furthermore, the function q_k satisfies the following conditions:

$$\mathbb{E}[q_k(x)] = x, \quad (38)$$

$$\sigma_{q_k}^2 = \mathbb{E}[(q_k(x) - x)^2] \leq \frac{a^2}{(2^k-1)^2}. \quad (39)$$

Let each client applies the function q_k on the projected local mean $\tilde{X}_i = \text{Proj}_{[-a,a]}[\bar{X}_i]$ and sends the output to the server for all $i \in [m]$. Conditioned on the event \mathcal{E} , i.e., $\bar{X}_i \in [-a, a] \quad \forall i \in [m]$, and using (36), we get that

$$MSE = \mathbb{E}_{\theta, \mathbf{X}} \left[\left(\hat{\theta}_i - \theta_i \right)^2 \right] \leq \frac{\sigma_x^2}{n} \left(\frac{1-\alpha}{m} + \alpha \right), \quad (40)$$

where $\alpha = \frac{\sigma_\theta^2 + \frac{a^2}{(2^k-1)^2(m-1)}}{\sigma_\theta^2 + \frac{a^2}{(2^k-1)^2(m-1)} + \frac{\sigma_x^2}{n}}$ and $a = r + \frac{\sigma_x}{\sqrt{n}} \sqrt{\log(m^2n)} + \sigma_\theta \sqrt{\log(m^2n)}$. Note that the event \mathcal{E} happens with probability at least $1 - \frac{2}{mn}$. \square

Proof of Theorem 2, Part 2. We define the (random) mechanism $q_p : [-a, a] \rightarrow \mathcal{R}$ that takes an input $x \in [-a, a]$ and generates a user-level (ϵ_0, δ) -LDP output $y \in \mathbb{R}$, where $y = q_p(x)$ is given by:

$$q_p(x) = x + \nu, \quad (41)$$

where $\nu \sim \mathcal{N}(0, \sigma_{\epsilon_0}^2)$ is a Gaussian noise. By setting $\sigma_{\epsilon_0}^2 = \frac{8a^2 \log(2/\delta)}{\epsilon_0^2}$, we get that the output of the function $q_p(x)$ is (ϵ_0, δ) -LDP from [14]. Furthermore, the function q_p satisfies the following conditions:

$$\mathbb{E}[q_p(x)] = x, \quad (42)$$

$$\sigma_{q_p}^2 = \mathbb{E}[(q_p(x) - x)^2] \leq \frac{8a^2 \log(2/\delta)}{\epsilon_0^2}. \quad (43)$$

Similar to the proof of Theorem 2, Part 1, let each client applies the function q_p on the projected local mean $\tilde{X}_i = \text{Proj}_{[-a,a]}[\bar{X}_i]$ and sends the output to the server for all $i \in [m]$. Conditioned on the event \mathcal{E} , i.e., $\bar{X}_i \in [-a, a] \quad \forall i \in [m]$, and using (36), we get that

$$MSE = \mathbb{E}_{\theta, \mathbf{X}} \left[\left(\hat{\theta}_i - \theta_i \right)^2 \right] \leq \frac{\sigma_x^2}{n} \left(\frac{1-\alpha}{m} + \alpha \right), \quad (44)$$

where $\alpha = \frac{\sigma_\theta^2 + \frac{8a^2 \log(2/\delta)}{\epsilon_0^2(m-1)}}{\sigma_\theta^2 + \frac{8a^2 \log(2/\delta)}{\epsilon_0^2(m-1)} + \frac{\sigma_x^2}{n}}$ and $a = r + \frac{\sigma_x}{\sqrt{n}} \sqrt{\log(m^2n)} + \sigma_\theta \sqrt{\log(m^2n)}$. Note that the event \mathcal{E} happens with probability at least $1 - \frac{2}{mn}$. \square

5.1.3 Lower Bound

Here we discuss the lower bound using Fisher information technique similar to [5]. In particular we use a Bayesian version of Cramer-Rao lower bound and van Trees inequality [20]. Let us denote $f(X|\theta)$ as the data generating conditional density function and $\pi(\theta)$ as the prior distribution that generates θ . Let us denote \mathbb{E}_θ as the expectation with respect to the randomness of θ and \mathbb{E} as the expectation with respect to randomness of X and θ . First we define two types of Fisher information:

$$I_X(\theta) = \mathbb{E}_\theta \nabla_\theta \log(f(X|\theta)) \nabla_\theta \log(f(X|\theta))^T$$

$$I(\pi) = \mathbb{E} \nabla_\theta \log(\pi(\theta)) \nabla_\theta \log(\pi(\theta))^T$$

namely Fisher information of estimating θ from samples X and Fisher information of prior π . Here the logarithm is elementwise. For van Trees inequality we need the following regularity conditions:

- $f(X|\cdot)$ and $\pi(\cdot)$ are absolutely continuous and $\pi(\cdot)$ vanishes at the end points of Θ .
- $\mathbb{E}_\theta \nabla_\theta \log(f(X|\theta)) = 0$
- We also assume both density functions are continuously differentiable.

These assumptions are satisfied for the Gaussian setting for any finite mean μ , they are satisfied for Bernoulli setting as long as parameters α and β are larger than 1. Assuming local samples X are generated i.i.d with $f(x|\theta)$, the van Trees inequality for one dimension is as follows:

$$\mathbb{E}(\widehat{\theta}(X) - \theta)^2 \geq \frac{1}{n\mathbb{E}I_x(\theta) + I(\pi)}$$

where $I_X(\theta) = \mathbb{E}_\theta \log(f(X|\theta))'^2$ and $I(\pi) = \mathbb{E} \log(\pi(\theta))'^2$. Assuming $\theta \in \mathbb{R}^d$ and each dimension is independent from each other, by [20] we have:

$$\mathbb{E}\|\widehat{\theta}(X) - \theta\|^2 \geq \frac{d^2}{n\mathbb{E}\text{Tr}(I_x(\theta)) + \text{Tr}(I(\pi))} \quad (45)$$

Note, the lower bound on the average risk directly translates as a lower bound on $\sup_{\theta \in \Theta} \mathbb{E}_X \|\widehat{\theta}(X) - \theta\|^2$. Before our proof we have a useful fact:

Fact 1. *Given some random variable $X \sim N(Y, \sigma_y^2)$ where $Y \sim N(Z, \sigma_z^2)$ we have $X \sim N(z, \sigma_z^2 + \sigma_y^2)$.*

Proof. We will give the proof in one dimension, however, it can easily be extended to multidimensional case where each dimension is independent. For all $t \in \mathbb{R}$ we have,

$$\begin{aligned} \mathbb{E}_X[\exp(itX)] &= \mathbb{E}_Y \mathbb{E}_X[\exp(itX)|Y] = \mathbb{E}_Y[\exp(itY - \frac{\sigma_x^2 t^2}{2})] \\ &= \exp(-\frac{\sigma_x^2 t^2}{2}) \mathbb{E}_Y[\exp(itY)] \\ &= \exp(-\frac{\sigma_x^2 t^2}{2}) \exp(itz - \frac{\sigma_y^2 t^2}{2}) \\ &= \exp(itz - \frac{(\sigma_x^2 + \sigma_y^2)t^2}{2}) \end{aligned}$$

where the last line is the characteristic function of a Gaussian with mean z and variance $\sigma_x^2 + \sigma_y^2$. \square

Gaussian case with perfect knowledge of prior. In this setting we know that $\theta_i \sim N(\mu \mathbf{1}, \sigma_\theta^2 \mathbf{I}_d)$, hence, $I(\pi) = \frac{1}{\sigma_\theta^2} \mathbf{I}_d$, similarly $I_X(\theta) = \frac{1}{\sigma_x^2} \mathbf{I}_d$. Then,

$$\sup_{\theta_i} \mathbb{E}\|\widehat{\theta}_i(X) - \theta_i\|^2 \geq \frac{d^2}{n\mathbb{E}\frac{d}{\sigma_x^2} + \frac{d}{\sigma_\theta^2}} = \frac{d\sigma_\theta^2\sigma_x^2}{n\sigma_\theta^2 + \sigma_x^2} \quad (46)$$

Gaussian case with estimated population mean. In this setting instead of a true prior we have a prior whose mean is the average of all data spread across clients, i.e., we assume $\theta_i \sim N(\widehat{\mu}, \sigma_\theta^2 \mathbf{I}_d)$ where $\widehat{\mu} = \frac{1}{mn} \sum_{i,j} X_i^j$. We additionally know that there is a Markov relation such that $X_i^j | \theta_j \sim N(\theta_j, \sigma_x^2 \mathbf{I}_d)$ and $\theta_j \sim N(\mu, \sigma_\theta^2 \mathbf{I}_d)$. While the true prior is parameterized with mean μ , θ_i in this form is not parameterized by μ but by $\widehat{\mu}$ which itself has randomness due X_i^j . However, using Fact 1 twice we can write $\theta_i \sim N(\mu, (\sigma_\theta^2 + \frac{\sigma_\theta^2}{m} + \frac{\sigma_x^2}{mn}) \mathbf{I}_d)$. Then using the van Trees inequality similar to the lower bound in perfect case we can obtain:

$$\sup_{\theta_i \in \Theta} \mathbb{E}_X \|\widehat{\theta}_i(X) - \theta_i\|^2 \geq d \frac{\sigma_\theta^2 \sigma_x^2 + \frac{\sigma_x^4}{mn}}{n\sigma_\theta^2 + \sigma_x^2} \quad (47)$$

5.2 Personalized Estimation – Bernoulli Model

5.2.1 When α, β are Known

For a client i , let $\pi(p_i)$ be distributed as $\text{Beta}(\alpha, \beta)$. In this setting, we model that each client generates local samples according to $\text{Bern}(p_i)$. Consequently, each client has a Binomial distribution regarding the sum of local data samples. Estimating Bernoulli parameter p_i is related to Binomial distribution $\text{Bin}(n, p_i)$ (the sum of data samples) Z_i since it is the sufficient statistic of Bernoulli distribution. The distribution for Binomial variable Z_i given p_i is $P(Z_i = z_i | p_i) = \binom{n}{z_i} p_i^{z_i} (1 - p_i)^{n - z_i}$. It is a known fact that for any prior, the Bayesian MSE risk minimizer is the posterior mean $\mathbb{E}[p_i | Z_i = z_i]$.

When $p_i \sim \text{Beta}(\alpha, \beta)$, we have posterior

$$\begin{aligned} f(p_i | Z_i = z_i) &= \frac{P(z_i | p_i) \pi(p_i)}{P(z_i)} \\ &= \frac{\binom{n}{z_i} p_i^{z_i} (1 - p_i)^{n - z_i} p_i^{\alpha - 1} (1 - p_i)^{\beta - 1}}{P(z_i) B(\alpha, \beta)} \\ &= \frac{\binom{n}{z_i} B(\alpha + z_i, \beta + n - z_i) p_i^{\alpha + z_i - 1} (1 - p_i)^{\beta + n - z_i - 1}}{P(z_i) B(\alpha, \beta) B(\alpha + z_i, \beta + n - z_i)}, \end{aligned}$$

where $B(\alpha, \beta) = \frac{\Gamma(\alpha)\Gamma(\beta)}{\Gamma(\alpha + \beta)}$, and

$$\begin{aligned} P(z_i) &= \int P(z_i | p_i) \pi(p_i) dp_i \\ &= \int \binom{n}{z_i} p_i^{z_i} (1 - p_i)^{n - z_i} \frac{p_i^{\alpha - 1} (1 - p_i)^{\beta - 1}}{B(\alpha, \beta)} dp_i \\ &= \binom{n}{z_i} \frac{B(z_i + \alpha, n - z_i + \beta)}{B(\alpha, \beta)} \underbrace{\int \frac{p_i^{\alpha + z_i - 1} (1 - p_i)^{\beta + n - z_i - 1}}{B(\alpha + z_i, \beta + n - z_i)} dp_i}_{\text{integral of a Beta distribution}} \\ &= \binom{n}{z_i} \frac{B(z_i + \alpha, n - z_i + \beta)}{B(\alpha, \beta)} \end{aligned}$$

Thus, we get that the posterior distribution $f(p_i | Z_i = z_i) = \frac{p_i^{\alpha + z_i - 1} (1 - p_i)^{\beta + n - z_i - 1}}{B(\alpha + z_i, \beta + n - z_i)}$ is a beta distribution $\text{Beta}(z_i + \alpha, n - z_i + \beta)$. As a result, the posterior mean is given by:

$$\hat{p}_i = \frac{\alpha + Z_i}{\alpha + \beta + n} = a \left(\frac{Z_i}{n} \right) + (1 - a) \left(\frac{\alpha}{\alpha + \beta} \right),$$

where $a = \frac{n}{\alpha + \beta + n}$. Observe that $\mathbb{E}_{p_i \sim \text{Beta}(\alpha, \beta)}[p_i] = \frac{\alpha}{\alpha + \beta}$, i.e., the estimator is a weighted summation between the local estimator $\frac{z_i}{n}$ and the global estimator $\mu = \frac{\alpha}{\alpha + \beta}$.

We have $R_{p_i}(\hat{p}_i) = \mathbb{E}_\pi \mathbb{E}(\hat{p}_i - p_i)^2$. The MSE of the posterior mean is given by:

$$\begin{aligned} \text{MSE} &= \mathbb{E}[(\hat{p}_i - p_i)^2] \\ &= \mathbb{E} \left[\left(a \left(\frac{z_i}{n} - p_i \right) + (1 - a)(\mu - p_i) \right)^2 \right] \\ &= a^2 \mathbb{E} \left[\left(\frac{z_i}{n} - p_i \right)^2 \right] + (1 - a)^2 \mathbb{E} \left[(\mu - p_i)^2 \right] \\ &= a^2 \mathbb{E}_{p_i \sim \pi(p_i)} \left[\frac{p_i(1 - p_i)}{n} \right] + (1 - a)^2 \frac{\alpha\beta}{(\alpha + \beta)^2(\alpha + \beta + 1)} \\ &= a^2 \frac{\alpha\beta}{n(\alpha + \beta)(\alpha + \beta + 1)} + (1 - a)^2 \frac{\alpha\beta}{(\alpha + \beta)^2(\alpha + \beta + 1)} \\ &= \frac{\alpha\beta}{n(\alpha + \beta)(\alpha + \beta + 1)} \left(\frac{n}{\alpha + \beta + n} \right). \end{aligned}$$

The last equality is obtained by setting $a = \frac{n}{\alpha + \beta + n}$.

5.2.2 When α, β are Unknown: Proof of Theorem 3

Theorem (Restating Theorem 3). *With probability at least $1 - \frac{1}{mn}$, the MSE of the personalized estimator in (6) is given by: $\mathbb{E}_{p_i \sim \pi} \mathbb{E}_{X_1, \dots, X_m} (\hat{p}_i - p_i)^2 \leq \mathbb{E}[\hat{a}_i^2] \left(\frac{\alpha\beta}{n(\alpha+\beta)(\alpha+\beta+1)} \right) + \mathbb{E}[(1 - \hat{a}_i)^2] \left(\frac{\alpha\beta}{(\alpha+\beta)^2(\alpha+\beta+1)} \right) + \frac{3 \log(4m^2n)}{m-1}$.*

Proof. The personalized model of the i th client with unknown parameters α, β is given by:

$$\hat{p}_i = \bar{a} \left(\frac{z_i}{n} \right) + (1 - \bar{a}) (\hat{\mu}_i), \quad (48)$$

where $\bar{a} = \frac{n}{\frac{\mu_i(1-\mu_i)}{\hat{\sigma}_i^2} + n}$, the empirical mean $\hat{\mu}_i = \sum_{l \neq i} \frac{z_l}{n}$, and the empirical variance $\hat{\sigma}_i^2 = \sum_{l \neq i} \left(\frac{z_l}{n} - \hat{\mu}_i \right)^2$.

From [53, Lemma 1], with probability $1 - \frac{1}{m^2n}$, we get that

$$\begin{aligned} |\mu - \hat{\mu}_i| &\leq \sqrt{\frac{3 \log(4m^2n)}{m-1}} \\ |\sigma^2 - \hat{\sigma}_i^2| &\leq \sqrt{\frac{3 \log(4m^2n)}{m-1}}, \end{aligned}$$

where $\mu = \frac{\alpha}{\alpha+\beta}$, $\sigma^2 = \frac{\alpha\beta}{(\alpha+\beta)^2(\alpha+\beta+1)}$ are the true mean and variance of the beta distribution, respectively.

Let $c = \sqrt{\frac{3 \log(4m^2n)}{m-1}}$. Conditioned on the event $\mathcal{E} = \{|\mu - \hat{\mu}_i| \leq c, |\sigma^2 - \hat{\sigma}_i^2| \leq c : \forall i \in [m]\}$ that happens with probability at least $1 - \frac{1}{mn}$, we get that:

$$\begin{aligned} \mathbb{E} \left[(\hat{p}_i - p_i)^2 | Z_{-i} \right] &= \bar{a}^2 \mathbb{E} \left[\left(\frac{Z_i}{n} - p_i \right)^2 \right] + (1 - \bar{a})^2 \mathbb{E} \left[(\hat{\mu}_i - p_i)^2 | Z_{-i} \right] \\ &= \bar{a}^2 \left(\frac{\alpha\beta}{n(\alpha+\beta)(\alpha+\beta+1)} \right) + (1 - \bar{a})^2 \left(\mathbb{E} \left[(\mu - p_i)^2 \right] + (\mu - \hat{\mu}_i)^2 \right) \\ &= \bar{a}^2 \left(\frac{\alpha\beta}{n(\alpha+\beta)(\alpha+\beta+1)} \right) + (1 - \bar{a})^2 \left(\frac{\alpha\beta}{(\alpha+\beta)^2(\alpha+\beta+1)} + (\mu - \hat{\mu}_i)^2 \right) \\ &\leq \bar{a}^2 \left(\frac{\alpha\beta}{n(\alpha+\beta)(\alpha+\beta+1)} \right) + (1 - \bar{a})^2 \left(\frac{\alpha\beta}{(\alpha+\beta)^2(\alpha+\beta+1)} + c^2 \right), \end{aligned}$$

where the expectation is with respect to $z_i \sim \text{Binom}(p_i, n)$ and $p_i \sim \text{Beta}(\alpha, \beta)$ and $Z_{-i} = \{z_1, \dots, z_{i-1}, z_{i+1}, \dots, z_m\}$ denotes the entire dataset except the i th client data (z_i). By taking the expectation with respect to the datasets Z_{-i} , we get that the MSE is bounded by:

$$\text{MSE} \leq \mathbb{E} \left[\bar{a}^2 \right] \left(\frac{\alpha\beta}{n(\alpha+\beta)(\alpha+\beta+1)} \right) + \mathbb{E} \left[(1 - \bar{a})^2 \right] \left(\frac{\alpha\beta}{(\alpha+\beta)^2(\alpha+\beta+1)} + \frac{3 \log(4m^2n)}{m-1} \right),$$

with probability at least $1 - \frac{1}{mn}$. This completes the proof of Theorem 3. \square

5.2.3 With Privacy Constraints: Proof of Theorem 4

Theorem (Restating Theorem 4). *With probability at least $1 - \frac{1}{mn}$, the MSE of the personalized estimator \hat{p}_i^{priv} defined before Theorem 4 is given by:*

$$\begin{aligned} \mathbb{E}_{p_i \sim \pi} \mathbb{E}_{q^{\text{priv}}, X_1, \dots, X_m} (\hat{p}_i^{\text{priv}} - p_i)^2 &\leq \mathbb{E}[(\hat{a}_i^{\text{priv}})^2] \left(\frac{\alpha\beta}{n(\alpha+\beta)(\alpha+\beta+1)} \right) \\ &\quad + \mathbb{E}[(1 - \hat{a}_i^{\text{priv}})^2] \left(\frac{\alpha\beta}{(\alpha+\beta)^2(\alpha+\beta+1)} + \frac{(e^{\epsilon_0} + 1)^2 \log(4m^2n)}{3(e^{\epsilon_0} - 1)^2(m-1)} \right). \end{aligned}$$

Proof. First, we prove some properties of the private mechanism q_p . Observe that for any two inputs $x, x' \in [0, 1]$, we have that:

$$\frac{\Pr[q_p(x) = y]}{\Pr[q_p(x') = y]} = \frac{\frac{e^{\epsilon_0}}{e^{\epsilon_0}+1} - x \frac{e^{\epsilon_0}-1}{e^{\epsilon_0}+1}}{\frac{e^{\epsilon_0}}{e^{\epsilon_0}+1} - x' \frac{e^{\epsilon_0}-1}{e^{\epsilon_0}+1}} \leq e^{\epsilon_0}, \quad (49)$$

for $y = \frac{-1}{e^{\epsilon_0} - 1}$. Similarly, we can prove (49) for the output $y = \frac{e^{\epsilon_0}}{e^{\epsilon_0} - 1}$. Thus, the mechanism q_p is user-level ϵ_0 -LDP. Furthermore, for given $x \in [0, 1]$, we have that

$$\mathbb{E}[q_p(x)] = x. \quad (50)$$

Thus, the output of the mechanism q_p is an unbiased estimate of the input x . From the Hoeffding's inequality for bounded random variables, we get that:

$$\begin{aligned} \Pr[|\hat{\mu}_i^{(p)} - \mu| > t] &\leq 2 \exp\left(\frac{-3(e^{\epsilon_0} - 1)^2(m-1)t^2}{(e^{\epsilon_0} + 1)^2}\right) \\ \Pr[|\hat{\sigma}_i^{2(p)} - \sigma_2| > t] &\leq 2 \exp\left(\frac{-3(e^{\epsilon_0} - 1)^2(m-1)t^2}{(e^{\epsilon_0} + 1)^2}\right) \end{aligned} \quad (51)$$

Thus, we have that the event $\mathcal{E} = \{|\hat{\mu}_i^{(p)} - \mu| \leq c_p, |\hat{\sigma}_i^{2(p)} - \sigma_2| \leq c_p : \forall i \in [m]\}$ happens with probability at least $1 - \frac{1}{mn}$, where $c_p = \sqrt{\frac{(e^{\epsilon_0} + 1)^2 \log(4m^2n)}{3(e^{\epsilon_0} - 1)^2(m-1)}}$. By following the same steps as the non-private estimator, we get the fact that the MSE of the private model is bounded by:

$$\begin{aligned} \text{MSE} &\leq \mathbb{E}[\bar{a}^2] \left(\frac{\alpha\beta}{n(\alpha + \beta)(\alpha + \beta + 1)}\right) \\ &\quad + \mathbb{E}[(1 - \bar{a})^2] \left(\frac{\alpha\beta}{(\alpha + \beta)^2(\alpha + \beta + 1)} + \frac{(e^{\epsilon_0} + 1)^2 \log(4m^2n)}{3(e^{\epsilon_0} - 1)^2(m-1)}\right), \end{aligned} \quad (52)$$

where $\bar{a}^{(p)} = \frac{n}{\frac{\hat{\mu}_i^{(p)}(1 - \hat{\mu}_i^{(p)})}{\hat{\sigma}_i^{2(p)} + n}}$ and the expectation is with respect to the clients data $\{z_1, \dots, z_{i-1}, z_{i+1}, \dots, z_m\}$ and the randomness of the private mechanism q_p . This completes the proof of Theorem 4. \square

5.3 Personalized Estimation – Mixture Model

5.3.1 When the Prior Distribution is Known: Proof of Theorem 5

In this case, the i -th client does not need the data of the other clients as she has a perfect knowledge about the prior distribution.

Theorem (Restating Theorem 5). *For given a perfect knowledge $\alpha = [\alpha_1, \dots, \alpha_k]$ and $\mathcal{N}(\mu_1, \sigma_\theta^2), \dots, \mathcal{N}(\mu_k, \sigma_\theta^2)$, the optimal personalized estimator that minimizes the MSE is given by:*

$$\hat{\theta}_i = \sum_{l=1}^k a_l^{(i)} \mu_l, \quad (53)$$

where $a_l^{(i)} = \frac{p_l \exp\left(-\frac{\sum_{j=1}^n \|X_{ij} - \mu_l\|^2}{2\sigma_\theta^2}\right)}{\sum_{s=1}^k p_s \exp\left(-\frac{\sum_{j=1}^n \|X_{ij} - \mu_s\|^2}{2\sigma_\theta^2}\right)}$ denotes the weight associated to the prior model μ_l for $l \in [k]$.

Proof. Let $\theta_i \sim \mathbb{P}$, where $\mathbb{P} = [p_1, \dots, p_k]$ and $p_l = \Pr[\theta_i = \mu_l]$ for $l \in [k]$. The goal is to design an estimator $\hat{\theta}_i$ that minimizes the MSE given by:

$$\text{MSE} = \mathbb{E}_{\theta_i \sim \mathbb{P}} \mathbb{E}_{\{X_{ij} \sim \mathcal{N}(\theta_i, \sigma_\theta^2)\}} \left[\|\hat{\theta}_i - \theta_i\|^2 \right]. \quad (54)$$

Let $X_i = (X_{i1}, \dots, X_{in})$. By following the standard proof of the minimum MSE, we get that:

$$\begin{aligned} \mathbb{E}_{\theta_i} \mathbb{E}_{X_i} \left[\|\hat{\theta}_i - \theta_i\|^2 \right] &= \mathbb{E}_{X_i} \mathbb{E}_{\theta_i | X_i} \left[\|\hat{\theta}_i - \mathbb{E}[\theta_i | X_i] + \mathbb{E}[\theta_i | X_i] - \theta_i\|^2 \mid X_i \right] \\ &= \mathbb{E}_{X_i} \mathbb{E}_{\theta_i | X_i} \left[\|\mathbb{E}[\theta_i | X_i] - \theta_i\|^2 \mid X_i \right] + \mathbb{E}_{X_i} \mathbb{E}_{\theta_i | X_i} \left[\|\mathbb{E}[\theta_i | X_i] - \hat{\theta}_i\|^2 \mid X_i \right] \\ &\geq \mathbb{E}_{X_i} \mathbb{E}_{\theta_i | X_i} \left[\|\mathbb{E}[\theta_i | X_i] - \theta_i\|^2 \mid X_i \right], \end{aligned} \quad (55)$$

where the last inequality is achieved with equality when $\hat{\theta}_i = \mathbb{E}[\theta_i|X_i]$. The distribution on θ_i given the local dataset X_i is given by:

$$\begin{aligned} \Pr[\theta_i = \mu_l|X_i] &= \frac{f(X_i|\theta_i = \mu_l) \Pr[\theta_i = \mu_l]}{f(X_i)} \\ &= \frac{f(X_i|\theta_i = \mu_l) \Pr[\theta_i = \mu_l]}{\sum_{s=1}^k f(X_i|\theta_i = \mu_s) \Pr[\theta_i = \mu_s]} \\ &= \frac{p_l \exp\left(-\frac{\sum_{j=1}^n \|X_{ij} - \mu_l\|^2}{2\sigma_x^2}\right)}{\sum_{s=1}^k p_s \exp\left(-\frac{\sum_{j=1}^n \|X_{ij} - \mu_s\|^2}{2\sigma_x^2}\right)} = \alpha_l^{(i)} \end{aligned} \quad (56)$$

As a result, the optimal estimator is given by:

$$\hat{\theta}_i = \mathbb{E}[\theta_i|X_i] = \sum_{l=1}^k \alpha_l^{(i)} \mu_l. \quad (57)$$

This completes the proof of Theorem 5. \square

5.3.2 Privacy/Communication Constraints: Proof of Lemma 1

Lemma (Restating Lemma 1). *Let $\mu_1, \dots, \mu_k \in \mathbb{R}^d$ be unknown means such that $\|\mu_i\|_2 \leq r$ for each $i \in [k]$. Let $\theta_1, \dots, \theta_m \sim \mathbb{P}$, where $\mathbb{P} = [p_1, \dots, p_k]$ and $p_l = \Pr[\theta_i = \mu_l]$. For $i \in [m]$, let $X_{i1}, \dots, X_{in} \sim \mathcal{N}(\theta_i, \sigma_x^2)$, i.i.d. Then, with probability at least $1 - \frac{1}{mn}$, the following bound holds for all $i \in [m]$:*

$$\left\| \frac{1}{n} \sum_{j=1}^n X_{ij} \right\|_2 \leq 4\sqrt{d\frac{\sigma_x^2}{n}} + 2\sqrt{\log(m^2n)\frac{\sigma_x^2}{n}} + r.$$

Proof. Observe that the vector $(\bar{X}_i - \theta_i) = \frac{1}{n} \sum_{i=1}^n X_{ij} - \theta_i$ is a sub-Gaussian random vector with proxy $\frac{\sigma_x^2}{n}$. As a result, we have that:

$$\|\bar{X}_i - \theta_i\|_2 \leq 4\sqrt{d\frac{\sigma_x^2}{n}} + 2\sqrt{\log(1/\eta)\frac{\sigma_x^2}{n}}, \quad (58)$$

with probability at least $1 - \eta$ from [57]. Since $\mu_1, \dots, \mu_k \in \mathbb{R}^d$ are such that $\|\mu_i\|_2 \leq r$ for each $i \in [k]$, we have:

$$\|\bar{X}_i\|_2 \leq 4\sqrt{d\frac{\sigma_x^2}{n}} + 2\sqrt{\log(1/\eta)\frac{\sigma_x^2}{n}} + r, \quad (59)$$

with probability $1 - \eta$ from the triangular inequality. Thus, by choosing $\eta = \frac{1}{m^2n}$ and using the union bound, this completes the proof of Lemma 1. \square

6 Proofs and Additional Details for Personalized Learning

6.1 Personalized Learning Proof of Theorem 6

Theorem (Restating Theorem 6). *The optimal personalized parameters at client i with known $\mu, \sigma_\theta^2, \sigma_x^2$ is given by:*

$$\hat{\theta}_i = \left(\frac{\mathbb{I}}{\sigma_\theta^2} + \frac{X_i^T X_i}{\sigma_x^2} \right)^{-1} \left(\frac{X_i^T Y_i}{\sigma_x^2} + \frac{\mu}{\sigma_\theta^2} \right). \quad (60)$$

The mean squared error (MSE) of the above $\hat{\theta}_i$ is given by:

$$\mathbb{E}_{\mathbf{w}_i, \theta_i} \left\| \hat{\theta}_i - \theta_i \right\|^2 = \text{Tr} \left(\left(\frac{\mathbb{I}}{\sigma_\theta^2} + \frac{X_i^T X_i}{\sigma_x^2} \right)^{-1} \right), \quad (61)$$

Proof. The personalized model with perfect prior is obtained by solving the optimization problem stated in (12), which is given below for convenience:

$$\begin{aligned}\widehat{\boldsymbol{\theta}}_i &= \arg \min_{\boldsymbol{\theta}_i} \sum_{j=1}^n -\log(p_{\boldsymbol{\theta}_i}(Y_{ij}|X_{ij})) - \log(p(\boldsymbol{\theta}_i)). \\ &= \arg \min_{\boldsymbol{\theta}_i} \sum_{j=1}^n \frac{(Y_{ij} - X_{ij}\boldsymbol{\theta}_i)^2}{2\sigma_x^2} + \frac{\|\boldsymbol{\theta}_i - \boldsymbol{\mu}\|^2}{2\sigma_\theta^2}. \\ &= \arg \min_{\boldsymbol{\theta}_i} \frac{\|Y_i - X_i\boldsymbol{\theta}_i\|^2}{2\sigma_x^2} + \frac{\|\boldsymbol{\theta}_i - \boldsymbol{\mu}\|^2}{2\sigma_\theta^2}.\end{aligned}$$

By taking the derivative with respect to $\boldsymbol{\theta}_i$, we get

$$\frac{\partial}{\partial \boldsymbol{\theta}_i} = \frac{X_i^T(X_i\boldsymbol{\theta}_i - Y_i)}{\sigma_x^2} + \frac{\boldsymbol{\theta}_i - \boldsymbol{\mu}}{\sigma_\theta^2}. \quad (62)$$

Equating the above partial derivative to zero, we get that the optimal personalized parameters $\widehat{\boldsymbol{\theta}}_i$ is given by:

$$\widehat{\boldsymbol{\theta}}_i = \left(\frac{\mathbb{I}}{\sigma_\theta^2} + \frac{X_i^T X_i}{\sigma_x^2} \right)^{-1} \left(\frac{X_i^T Y_i}{\sigma_x^2} + \frac{\boldsymbol{\mu}}{\sigma_\theta^2} \right). \quad (63)$$

Taking the expectation w.r.t. w_i , we get:

$$\mathbb{E}_{w_i}[\widehat{\boldsymbol{\theta}}_i] = \left(\frac{\mathbb{I}}{\sigma_\theta^2} + \frac{X_i^T X_i}{\sigma_x^2} \right)^{-1} \left(\frac{X_i^T X_i \boldsymbol{\theta}_i}{\sigma_x^2} + \frac{\boldsymbol{\mu}}{\sigma_\theta^2} \right), \quad (64)$$

Thus, we can bound the MSE as following:

$$\begin{aligned}\mathbb{E}_{w_i, \boldsymbol{\theta}_i} \left\| \widehat{\boldsymbol{\theta}}_i - \boldsymbol{\theta}_i \right\|^2 &= \mathbb{E}_{w_i, \boldsymbol{\theta}_i} \left\| \widehat{\boldsymbol{\theta}}_i - \mathbb{E}_{w_i}[\widehat{\boldsymbol{\theta}}_i] + \mathbb{E}_{w_i}[\widehat{\boldsymbol{\theta}}_i] - \boldsymbol{\theta}_i \right\|^2 \\ &= \mathbb{E}_{w_i, \boldsymbol{\theta}_i} \left\| \widehat{\boldsymbol{\theta}}_i - \mathbb{E}_{w_i}[\widehat{\boldsymbol{\theta}}_i] \right\|^2 + \mathbb{E}_{w_i, \boldsymbol{\theta}_i} \left\| \mathbb{E}_{w_i}[\widehat{\boldsymbol{\theta}}_i] - \boldsymbol{\theta}_i \right\|^2 + 2\mathbb{E}_{w_i, \boldsymbol{\theta}_i} \left\langle \widehat{\boldsymbol{\theta}}_i - \mathbb{E}_{w_i}[\widehat{\boldsymbol{\theta}}_i], \mathbb{E}_{w_i}[\widehat{\boldsymbol{\theta}}_i] - \boldsymbol{\theta}_i \right\rangle \\ &= \mathbb{E}_{w_i, \boldsymbol{\theta}_i} \left\| \widehat{\boldsymbol{\theta}}_i - \mathbb{E}_{w_i}[\widehat{\boldsymbol{\theta}}_i] \right\|^2 + \mathbb{E}_{w_i, \boldsymbol{\theta}_i} \left\| \mathbb{E}_{w_i}[\widehat{\boldsymbol{\theta}}_i] - \boldsymbol{\theta}_i \right\|^2\end{aligned}$$

In the last equality, we used $\mathbb{E}_{w_i, \boldsymbol{\theta}_i} \left\langle \widehat{\boldsymbol{\theta}}_i - \mathbb{E}_{w_i}[\widehat{\boldsymbol{\theta}}_i], \mathbb{E}_{w_i}[\widehat{\boldsymbol{\theta}}_i] - \boldsymbol{\theta}_i \right\rangle = \mathbb{E}_{\boldsymbol{\theta}_i} \left\langle \mathbb{E}_{w_i}[\widehat{\boldsymbol{\theta}}_i] - \mathbb{E}_{w_i}[\widehat{\boldsymbol{\theta}}_i], \mathbb{E}_{w_i}[\widehat{\boldsymbol{\theta}}_i] - \boldsymbol{\theta}_i \right\rangle = 0$, where the first equality holds because $\mathbb{E}_{w_i}[\widehat{\boldsymbol{\theta}}_i] - \boldsymbol{\theta}_i$ is independent of w_i .

Letting $\mathbf{M} = \frac{\mathbb{I}}{\sigma_\theta^2} + \frac{X_i^T X_i}{\sigma_x^2}$, and Tr denoting the trace operation, we get

$$\begin{aligned}\mathbb{E}_{w_i, \boldsymbol{\theta}_i} \left\| \widehat{\boldsymbol{\theta}}_i - \boldsymbol{\theta}_i \right\|^2 &= \text{Tr} \left(\mathbf{M}^{-1} \mathbb{E}_{w_i} \left[\left(\frac{X_i^T w_i}{\sigma_x^2} \right) \left(\frac{X_i^T w_i}{\sigma_x^2} \right)^T \right] \mathbf{M}^{-1} \right) \\ &\quad + \text{Tr} \left(\mathbf{M}^{-1} \mathbb{E}_{\boldsymbol{\theta}_i} \left[\left(\frac{\boldsymbol{\theta}_i - \boldsymbol{\mu}}{\sigma_\theta^2} \right) \left(\frac{\boldsymbol{\theta}_i - \boldsymbol{\mu}}{\sigma_\theta^2} \right)^T \right] \mathbf{M}^{-1} \right) \\ &= \text{Tr} \left(\mathbf{M}^{-1} \frac{X_i^T X_i}{\sigma_x^2} \mathbf{M}^{-1} \right) + \text{Tr} \left(\mathbf{M}^{-1} \frac{\mathbb{I}}{\sigma_\theta^2} \mathbf{M}^{-1} \right) \\ &= \text{Tr}(\mathbf{M}^{-1}).\end{aligned}$$

This completes the proof of Theorem 6. □

6.2 Personalized Learning – AdaPeD

6.2.1 Knowledge Distillation Population Distribution

In this section we discuss what type of a population distribution can give rise to algorithms/problems that include a knowledge distillation (KD) (or KL divergence) penalty term between local and global

models. From Section 3, Equation (12), consider $p_{\theta_i}(y|x)$ as a randomized mapping from input space \mathcal{X} to output class \mathcal{Y} , parameterized by θ_i . For simplicity, consider the case where $|\mathcal{X}|$ is finite, e.g. for MNIST it could be all possible 28×28 black and white images. Every $p_{\theta_i}(y|x)$ corresponds to a probability matrix (parameterized by θ_i) of size $|\mathcal{Y}| \times |\mathcal{X}|$, where the (y, x) 'th represents the probability of the class y (row) given the data sample x (column). Therefore, each column is a probability vector. Since we want to sample the probability matrix, it suffices to restrict our attention to any set of $|\mathcal{Y}| - 1$ rows, as the remaining row can be determined by these $|\mathcal{Y}| - 1$ rows.

Similarly, for a global parameter μ , let $p_{\mu}(y|x)$ define a randomized mapping from \mathcal{X} to \mathcal{Y} , parameterized by the global parameter μ . Note that for a fixed global parameter μ , the randomized map $p_{\mu}(y|x)$ is fixed, whereas, our goal is to sample $p_{\theta_i}(y|x)$ for $i = 1, \dots, m$, one for each client. For simplicity of notation, define $p_{\theta_i} := p_{\theta_i}(y|x)$ and $p_{\mu} := p_{\mu}(y|x)$ to be the corresponding probability matrices, and let the distribution for sampling $p_{\theta_i}(y|x)$ be denoted by $p_{p_{\mu}}(p_{\theta_i})$. Note that different mappings $p_{\theta_i}(y|x)$ correspond to different θ_i 's, so we define $p(\theta_i)$ (in Equation (12)) as $p_{p_{\mu}}(p_{\theta_i})$, which is the density of sampling the probability matrix $p_{\theta_i}(y|x)$.

For the KD population distribution, we define this density $p_{p_{\mu}}(p_{\theta_i})$ as:

$$p_{p_{\mu}}(p_{\theta_i}) = c(\psi)e^{-\psi D_{\text{KL}}(p_{\mu}(y|x) \| p_{\theta_i}(y|x))} \quad (65)$$

where ψ is an ‘inverse variance’ type of parameter, $c(\psi)$ is a normalizing function that depends on (ψ, p_{μ}) , and $D_{\text{KL}}(p_{\mu}(y|x) \| p_{\theta_i}(y|x)) = \sum_{x \in \mathcal{X}} p(x) \sum_{y \in \mathcal{Y}} p_{\mu}(y|x) \log \left(\frac{p_{\mu}(y|x)}{p_{\theta_i}(y|x)} \right)$ is the conditional KL divergence, where $p(x)$ denotes the probability of sampling a data sample $x \in \mathcal{X}$. Now all we need is to find $c(\psi)$ given a fixed μ (and therefore fixed $p_{\mu}(y|x)$). Here we consider $D_{\text{KL}}(p_{\mu} \| p_{\theta_i})$, but our analysis can be extended to $D_{\text{KL}}(p_{\theta_i} \| p_{\mu})$ or $\|p_{\theta_i} - p_{\mu}\|_2$ as well.

For simplicity and to make the calculations easier, we consider a binary classification task with $\mathcal{Y} = \{0, 1\}$ and define $p_{\mu}(x) := p_{\mu}(y = 1 | X = x)$ and $q_i(x) := p_{\theta_i}(y = 1 | X = x)$. We have:

$$D_{\text{KL}}(p_{\mu}(y|x) \| p_{\theta_i}(y|x)) = \sum_x p(x) \left(p_{\mu}(x) (\log p_{\mu}(x) - \log q_i(x)) + (1 - p_{\mu}(x)) (\log(1 - p_{\mu}(x)) - \log(1 - q_i(x))) \right).$$

Hence, after some algebra we have,

$$p_{p_{\mu}}(p_{\theta_i}) = c(\psi) e^{\psi \sum_x p(x) H(p_{\mu}(x))} e^{\psi \sum_x p(x) (p_{\mu}(x) \log(q_i(x)) + (1 - p_{\mu}(x)) \log(1 - q_i(x)))}$$

Then,

$$c(\psi) \prod_x \left[\int_0^1 e^{\psi p(x) H(p_{\mu}(x))} e^{\psi p(x) (p_{\mu}(x) \log(q_i(x)) + (1 - p_{\mu}(x)) \log(1 - q_i(x)))} dq_i(x) \right] = 1.$$

Note that

$$\int_0^1 e^{\psi p(x) (p_{\mu}(x) \log(q_i(x)) + (1 - p_{\mu}(x)) \log(1 - q_i(x)))} dq_i(x) = B \left(1 + \frac{p_{\mu}(x)}{\psi p(x)}, 1 + \frac{1 - p_{\mu}(x)}{\psi p(x)} \right)$$

Accordingly, after some algebra, we can obtain $c(\psi) = \frac{e^{-\psi \sum_x p(x) H(p_{\mu}(x))}}{\prod_x B(1 + \frac{p_{\mu}(x)}{\psi p(x)}, 1 + \frac{1 - p_{\mu}(x)}{\psi p(x)})}$, where H is binary Shannon entropy. Substituting this in (65), we get

$$p_{p_{\mu}}(p_{\theta_i}) = \frac{e^{-\psi \sum_x p(x) H(p_{\mu}(x))}}{\prod_x B(1 + \frac{p_{\mu}(x)}{\psi p(x)}, 1 + \frac{1 - p_{\mu}(x)}{\psi p(x)})} e^{-\psi D_{\text{KL}}(p_{\mu}(y|x) \| p_{\theta_i}(y|x))}$$

which is the population distribution that can result in a KD type regularizer. Note that when we take the negative logarithm of the population distribution we obtain KL divergence loss and an additional term that depends on ψ and p_{μ} . This is the form seen in Section 3.4 Equation (23) for AdaPeD algorithm. For numerical purpose, we take the additional term $-\log \left(\frac{e^{-\psi \sum_x p(x) H(p_{\mu}(x))}}{\prod_x B(1 + \frac{p_{\mu}(x)}{\psi p(x)}, 1 + \frac{1 - p_{\mu}(x)}{\psi p(x)})} \right)$ to be simple $\frac{1}{2} \log(2\psi)$. As mentioned in Section 3.4, this serves the purpose of regularizing ψ . This is in contrast to the objective considered in [47], which only has the KL divergence loss as the regularizer, without the additional term.

6.2.2 AdaPeD with Local Fine Tuning

When there is a flexibility in computational resources for doing local iterations, unsampled clients can do local training on their personalized models to speed-up convergence at no cost to privacy. This can be used in cross-silo settings, such as cross-institutional training for hospitals, where privacy is crucial and there are available computing resources most of the time. We propose the algorithm for AdaPeD with local fine-tuning:

Algorithm 6 Adaptive Personalization via Distillation (AdaPeD) with local fine-tuning

Parameters: local variances $\{\psi_i^0\}$, personalized models $\{\theta_i^0\}$, local copies of the global model $\{\mu_i^0\}$, synchronization gap τ , learning rates η_1, η_2, η_3 , number of sampled clients K .

```

1: for  $t = 0$  to  $T - 1$  do
2:   if  $\tau$  divides  $t$  then
3:     On Server do:
4:     Choose a subset  $\mathcal{K}^t \subseteq [n]$  of  $K$  clients
5:     Broadcast  $\mu^t$  and  $\psi^t$ 
6:     On Clients  $i \in \mathcal{K}^t$  (in parallel) do:
7:       Receive  $\mu^t$  and  $\psi^t$ ; set  $\mu_i^t = \mu^t$ ,  $\psi_i^t = \psi^t$ 
8:     end if
9:     On Clients  $i \notin \mathcal{K}^t$  (in parallel) do:
10:    Compute  $g_i^t := \nabla_{\theta_i^t} f_i(\theta_i^t) + \frac{\nabla_{\theta_i^t} f_i^{\text{KD}}(\theta_i^t, \mu_i^{t'})}{2\psi_i^{t'}}$  where  $t'_i$  is the last time index where client  $i$  received
    global parameters from the server
11:    Update:  $\theta_i^{t+1} = \theta_i^t - \eta_1 g_i^t$ 
12:    On Clients  $i \in \mathcal{K}^t$  (in parallel) do:
13:    Compute  $g_i^t := \nabla_{\theta_i^t} f_i(\theta_i^t) + \frac{\nabla_{\theta_i^t} f_i^{\text{KD}}(\theta_i^t, \mu_i^t)}{2\psi_i^t}$ 
14:    Update:  $\theta_i^{t+1} = \theta_i^t - \eta_1 g_i^t$ 
15:    Compute  $h_i^t := \frac{\nabla_{\mu_i^t} f_i^{\text{KD}}(\theta_i^{t+1}, \mu_i^t)}{2\psi_i^t}$ 
16:    Update:  $\mu_i^{t+1} = \mu_i^t - \eta_2 h_i^t$ 
17:    Compute  $k_i^t := \frac{1}{2\psi_i^t} - \frac{f_i^{\text{KD}}(\theta_i^{t+1}, \mu_i^{t+1})}{2(\psi_i^t)^2}$ 
18:    Update:  $\psi_i^{t+1} = \psi_i^t - \eta_3 k_i^t$ 
19:   if  $\tau$  divides  $t + 1$  then
20:     Clients send  $\mu_i^t$  and  $\psi_i^t$  to Server
21:     Server receives  $\{\mu_i^t\}_{i \in \mathcal{K}^t}$  and  $\{\psi_i^t\}_{i \in \mathcal{K}^t}$ 
22:     Server computes  $\mu^{t+1} = \frac{1}{K} \sum_{i \in \mathcal{K}^t} \mu_i^t$  and  $\psi^{t+1} = \frac{1}{K} \sum_{i \in \mathcal{K}^t} \psi_i^t$ 
23:   end if
24: end for
Output: Personalized models  $(\theta_i^T)_{i=1}^m$ 

```

Of course, when a client is not sampled for a long period of rounds this approach can become similar to a local training; hence, it might be reasonable to put an upper limit on the successive number of local iterations for each client.

6.3 Personalized Learning – DP-AdaPeD

Proof of Theorem 7

Theorem (Restating Theorem 7). *After T iterations, DP-AdaPeD satisfies $(\alpha, \epsilon(\alpha))$ -RDP for $\alpha > 1$, where $\epsilon(\alpha) = \left(\frac{K}{m}\right)^2 6 \left(\frac{T}{\tau}\right) \alpha \left(\frac{C_1^2}{K\sigma_{q_1}^2} + \frac{C_2^2}{K\sigma_{q_2}^2}\right)$, where $\frac{K}{m}$ denotes the sampling ratio of the clients at each global iteration.*

Proof. In this section, we provide the privacy analysis of DP-AdaPeD. We first analyze the RDP of a single global round $t \in [T]$ and then, we obtain the results from the composition of the RDP over total T global rounds. Recall that privacy leakage can happen through communicating $\{\boldsymbol{\mu}_i\}$ and $\{\psi_i^t\}$ and we privatize both of these. In the following, we do the privacy analysis of privatizing $\{\boldsymbol{\mu}_i\}$ and a similar analysis could be done for $\{\psi_i^t\}$ as well.

At each synchronization round $t \in [T]$, the server updates the global model $\boldsymbol{\mu}^{t+1}$ as follows:

$$\boldsymbol{\mu}^{t+1} = \frac{1}{K} \sum_{i \in \mathcal{K}^t} \boldsymbol{\mu}_i^t, \quad (66)$$

where $\boldsymbol{\mu}_i^t$ is the update of the global model at the i -th client that is obtained by running τ local iterations at the i -th client. At each of the local iterations, the client clips the gradient \mathbf{h}_i^t with threshold C_1 and adds a zero-mean Gaussian noise vector with variance $\sigma_{q_1}^2 \mathbb{I}_d$. When neglecting the noise added at the local iterations, the norm-2 sensitivity of updating the global model $\boldsymbol{\mu}_i^{t+1}$ at the synchronization round t is bounded by:

$$\Delta \boldsymbol{\mu} = \max_{\mathcal{K}^t, \mathcal{K}'^t} \|\boldsymbol{\mu}^{t+1} - \boldsymbol{\mu}'^{t+1}\|_2 \leq \frac{\tau C_1^2}{K^2}, \quad (67)$$

where $\mathcal{K}^t, \mathcal{K}'^t \subset [m]$ are neighboring sets that differ in only one client. Additionally, $\boldsymbol{\mu}^{t+1} = \frac{1}{K} \sum_{i \in \mathcal{K}^t} \boldsymbol{\mu}_i^t$ and $\boldsymbol{\mu}'^{t+1} = \frac{1}{K} \sum_{i \in \mathcal{K}'^t} \boldsymbol{\mu}_i^t$. Since we add i.i.d. Gaussian noises with variance $\sigma_{q_1}^2$ at each local iteration at each client, and then, we take the average of these vectors over K clients, it is equivalent to adding a single Gaussian vector to the aggregated vectors with variance $\frac{\tau \sigma_{q_1}^2}{K}$. Thus, from the RDP of the sub-sampled Gaussian mechanism in [46, Table 1], [7], we get that the global model $\boldsymbol{\mu}^{t+1}$ of a single global iteration of DP-AdaPeD is $(\alpha, \epsilon_t^{(1)}(\alpha))$ -RDP, where $\epsilon_t(\alpha)$ is bounded by:

$$\epsilon_t^{(1)}(\alpha) = \left(\frac{K}{m}\right)^2 \frac{6\alpha C_1^2}{K\sigma_{q_1}^2}. \quad (68)$$

Similarly, we can show that the global parameter ψ^{t+1} at any synchronization round of DP-AdaPeD is $(\alpha, \epsilon_t^{(2)}(\alpha))$ -RDP, where $\epsilon_t(\alpha)$ is bounded by:

$$\epsilon_t^{(2)}(\alpha) = \left(\frac{K}{m}\right)^2 \frac{6\alpha C_2^2}{K\sigma_{q_2}^2}. \quad (69)$$

Using adaptive RDP composition [45, Proposition 1], we get that each synchronization round of DP-AdaPeD is $(\alpha, \epsilon_t^{(1)}(\alpha) + \epsilon_t^{(2)}(\alpha))$ -RDP. Thus, by running DP-AdaPeD over T/τ synchronization rounds and from the composition of the RDP, we get that DP-AdaPeD is $(\alpha, \epsilon(\alpha))$ -RDP, where $\epsilon(\alpha) = \left(\frac{T}{\tau}\right) (\epsilon_t^{(1)}(\alpha) + \epsilon_t^{(2)}(\alpha))$. This completes the proof of Theorem 7. \square

References

- [1] Durmus Alp Emre Acar, Yue Zhao, Ruizhao Zhu, Ramon Matas, Matthew Mattina, Paul Whatmough, and Venkatesh Saligrama. Debiasing model updates for improving personalized federated training. In *International Conference on Machine Learning*, pages 21–31. PMLR, 2021.
- [2] Sara Ahmadian, Ashkan Norouzi-Fard, Ola Svensson, and Justin Ward. Better guarantees for k-means and euclidean k-median by primal-dual algorithms. *SIAM Journal on Computing*, 49(4):FOCS17–97, 2019.
- [3] Dan Alistarh, Demjan Grubic, Jerry Li, Ryota Tomioka, and Milan Vojnovic. Qsgd: Communication-efficient sgd via gradient quantization and encoding. *Advances in Neural Information Processing Systems*, 30, 2017.
- [4] Borja Balle, Gilles Barthe, Marco Gaboardi, Justin Hsu, and Tetsuya Sato. Hypothesis testing interpretations and renyi differential privacy. In Silvia Chiappa and Roberto Calandra, editors, *International Conference on Artificial Intelligence and Statistics (AISTATS)*, volume 108 of *Proceedings of Machine Learning Research*, pages 2496–2506. PMLR, 2020.
- [5] Leighton Pate Barnes, Yanjun Han, and Ayfer Ozgur. Lower bounds for learning distributions under communication constraints via fisher information. *Journal of Machine Learning Research*, 21(236):1–30, 2020.
- [6] Jeremy Bernstein, Yu-Xiang Wang, Kamyar Azizzadenesheli, and Animashree Anandkumar. signsgd: Compressed optimisation for non-convex problems. In *International Conference on Machine Learning*, pages 560–569. PMLR, 2018.
- [7] Mark Bun, Cynthia Dwork, Guy N. Rothblum, and Thomas Steinke. Composable and versatile privacy via truncated CDP. In *ACM SIGACT Symposium on Theory of Computing (STOC)*, pages 74–86, 2018.
- [8] Sebastian Caldas, Sai Meher Karthik Duddu, Peter Wu, Tian Li, Jakub Konečný, H Brendan McMahan, Virginia Smith, and Ameet Talwalkar. Leaf: A benchmark for federated settings. *arXiv preprint arXiv:1812.01097*, 2018.
- [9] Clément L. Canonne, Gautam Kamath, and Thomas Steinke. The discrete gaussian for differential privacy. In *Neural Information Processing Systems (NeurIPS)*, 2020.
- [10] Yuyang Deng, Mohammad Mahdi Kamani, and Mehrdad Mahdavi. Adaptive personalized federated learning. *arXiv preprint arXiv:2003.13461*, 2020.
- [11] Canh T. Dinh, Nguyen H. Tran, and Tuan Dung Nguyen. Personalized federated learning with moreau envelopes. In *Advances in Neural Information Processing Systems*, 2020.
- [12] Simon Shaolei Du, Wei Hu, Sham M. Kakade, Jason D. Lee, and Qi Lei. Few-shot learning via learning the representation, provably. In *International Conference on Learning Representations*, 2021.
- [13] Cynthia Dwork, Frank McSherry, Kobbi Nissim, and Adam D. Smith. Calibrating noise to sensitivity in private data analysis. In *Theory of Cryptography Conference (TCC)*, pages 265–284, 2006.
- [14] Cynthia Dwork and Aaron Roth. The algorithmic foundations of differential privacy. *Foundations and Trends in Theoretical Computer Science*, 9(3-4):211–407, 2014.
- [15] Alireza Fallah, Aryan Mokhtari, and Asuman Ozdaglar. Personalized federated learning: A meta-learning approach. In *Advances in Neural Information Processing Systems*, 2020.
- [16] Robin C Geyer, Tassilo Klein, and Moin Nabi. Differentially private federated learning: A client level perspective. *arXiv preprint arXiv:1712.07557*, 2017.

- [17] Badih Ghazi, Ravi Kumar, and Pasin Manurangsi. Differentially private clustering: Tight approximation ratios. *Advances in Neural Information Processing Systems*, 33:4040–4054, 2020.
- [18] Badih Ghazi, Ravi Kumar, and Pasin Manurangsi. User-level differentially private learning via correlated sampling. In *Neural Information Processing Systems (NeurIPS)*, pages 20172–20184, 2021.
- [19] Avishek Ghosh, Jichan Chung, Dong Yin, and Kannan Ramchandran. An efficient framework for clustered federated learning. In *Advances in Neural Information Processing Systems*, 2020.
- [20] Richard Gill and Boris Levit. Applications of the van trees inequality: A bayesian cramér-rao bound. *Bernoulli*, 1:59–79, 03 1995.
- [21] Antonious M Girgis, Deepesh Data, Suhas Diggavi, Peter Kairouz, and Ananda Theertha Suresh. Shuffled model of federated learning: Privacy, accuracy and communication trade-offs. *IEEE Journal on Selected Areas in Information Theory*, 2(1):464–478, 2021.
- [22] Antonious M. Girgis, Deepesh Data, Suhas N. Diggavi, Peter Kairouz, and Ananda Theertha Suresh. Shuffled model of differential privacy in federated learning. In *International Conference on Artificial Intelligence and Statistics (AISTATS)*, volume 130 of *Proceedings of Machine Learning Research*, pages 2521–2529. PMLR, 2021.
- [23] Antonious M. Girgis, Deepesh Data, Suhas N. Diggavi, Ananda Theertha Suresh, and Peter Kairouz. On the rényi differential privacy of the shuffle model. In *ACM SIGSAC Conference on Computer and Communications Security (CCS)*, pages 2321–2341, 2021.
- [24] Filip Hanzely, Slavomír Hanzely, Samuel Horváth, and Peter Richtárik. Lower bounds and optimal algorithms for personalized federated learning. In *Advances in Neural Information Processing Systems*, 2020.
- [25] Filip Hanzely and Peter Richtárik. Federated learning of a mixture of global and local models. *arXiv preprint arXiv:2002.05516*, 2020.
- [26] Rui Hu, Yuanxiong Guo, Hongning Li, Qingqi Pei, and Yanmin Gong. Personalized federated learning with differential privacy. *IEEE Internet of Things Journal*, 7(10):9530–9539, 2020.
- [27] Prateek Jain, John Rush, Adam Smith, Shuang Song, and Abhradeep Guha Thakurta. Differentially private model personalization. In *Advances in Neural Information Processing Systems*, volume 34, 2021.
- [28] Prateek Jain, John Rush, Adam Smith, Shuang Song, and Abhradeep Guha Thakurta. Differentially private model personalization. *Advances in Neural Information Processing Systems*, 34, 2021.
- [29] William James and Charles Stein. Estimation with quadratic loss. In *Proceedings Berkeley Symposium on Mathematics and Statistics, Vol 1*, pages 361–379. University of California Press, 1961.
- [30] Yihan Jiang, Jakub Konečný, Keith Rush, and Sreeram Kannan. Improving federated learning personalization via model agnostic meta learning. *arXiv preprint arXiv:1909.12488*, 2019.
- [31] Peter Kairouz, H Brendan McMahan, Brendan Avent, Aurélien Bellet, Mehdi Bennis, Arjun Nitin Bhagoji, Kallista Bonawitz, Zachary Charles, Graham Cormode, Rachel Cummings, et al. Advances and open problems in federated learning. *Foundations and Trends® in Machine Learning*, 14(1–2):1–210, 2021.
- [32] Shiva Prasad Kasiviswanathan, Homin K Lee, Kobbi Nissim, Sofya Raskhodnikova, and Adam Smith. What can we learn privately? *SIAM Journal on Computing*, 40(3):793–826, 2011.
- [33] Mikhail Khodak, Maria-Florina F Balcan, and Ameet S Talwalkar. Adaptive gradient-based meta-learning methods. In *Advances in Neural Information Processing Systems*, 2019.

- [34] Daniel Levy, Ziteng Sun, Kareem Amin, Satyen Kale, Alex Kulesza, Mehryar Mohri, and Ananda Theertha Suresh. Learning with user-level privacy. In *Neural Information Processing Systems (NeurIPS)*, pages 12466–12479, 2021.
- [35] Daliang Li and Junpu Wang. Fedmd: Heterogenous federated learning via model distillation. *arXiv preprint arXiv:1910.03581*, 2019.
- [36] Jeffrey Li, Mikhail Khodak, Sebastian Caldas, and Ameet Talwalkar. Differentially private meta-learning. In *International Conference on Learning Representations*, 2020.
- [37] Tian Li, Shengyuan Hu, Ahmad Beirami, and Virginia Smith. Ditto: Fair and robust federated learning through personalization. In *International Conference on Machine Learning*, pages 6357–6368. PMLR, 2021.
- [38] Tao Lin, Lingjing Kong, Sebastian U. Stich, and Martin Jaggi. Ensemble distillation for robust model fusion in federated learning. In *Advances in Neural Information Processing Systems*, 2020.
- [39] Yuhan Liu, Ananda Theertha Suresh, Felix X. Yu, Sanjiv Kumar, and Michael Riley. Learning discrete distributions: user vs item-level privacy. In *Neural Information Processing Systems (NeurIPS)*, 2020.
- [40] Stuart Lloyd. Least squares quantization in pcm. *IEEE transactions on information theory*, 28(2):129–137, 1982.
- [41] Frederic M. Lord. Estimating true-score distributions in psychological testing (an empirical bayes estimation problem)*. *ETS Research Bulletin Series*, 1967(2):i–51, 1967.
- [42] Yishay Mansour, Mehryar Mohri, Jae Ro, and Ananda Theertha Suresh. Three approaches for personalization with applications to federated learning. *arXiv preprint arXiv:2002.10619*, 2020.
- [43] Othmane Marfoq, Giovanni Neglia, Aurélien Bellet, Laetitia Kamani, and Richard Vidal. Federated multi-task learning under a mixture of distributions. *Advances in Neural Information Processing Systems*, 34, 2021.
- [44] Brendan McMahan, Eider Moore, Daniel Ramage, Seth Hampson, and Blaise Aguera y Arcas. Communication-efficient learning of deep networks from decentralized data. In *Artificial Intelligence and Statistics*, pages 1273–1282. PMLR, 2017.
- [45] Ilya Mironov. Rényi differential privacy. In *IEEE Computer Security Foundations Symposium (CSF)*, pages 263–275, 2017.
- [46] Ilya Mironov, Kunal Talwar, and Li Zhang. Rényi differential privacy of the sampled gaussian mechanism. *CoRR*, abs/1908.10530, 2019.
- [47] Kaan Ozkara, Navjot Singh, Deepesh Data, and Suhas Diggavi. QuPED: Quantized personalization via distillation with applications to federated learning. *Advances in Neural Information Processing Systems*, 34:3622–3634, 2021.
- [48] Aniruddh Raghu, Maithra Raghu, Samy Bengio, and Oriol Vinyals. Rapid learning or feature reuse? towards understanding the effectiveness of MAML. In *8th International Conference on Learning Representations, ICLR 2020, Addis Ababa, Ethiopia, April 26-30, 2020*. OpenReview.net, 2020.
- [49] Tao Shen, Jie Zhang, Xinkang Jia, Fengda Zhang, Gang Huang, Pan Zhou, Kun Kuang, Fei Wu, and Chao Wu. Federated mutual learning. *arXiv preprint arXiv:2006.16765*, 2020.
- [50] Virginia Smith, Chao-Kai Chiang, Maziar Sanjabi, and Ameet S. Talwalkar. Federated multi-task learning. In *Advances in Neural Information Processing Systems*, pages 4424–4434, 2017.
- [51] Charles Stein. Inadmissibility of the usual estimator for the mean of a multivariate normal distribution. In *Proceedings of the Third Berkeley Symposium on Mathematical Statistics and Probability, 1954–1955, vol. I*, pages 197–206. University of California Press, Berkeley-Los Angeles, Calif., 1956.

- [52] Uri Stemmer. Locally private k-means clustering. In *SODA*, pages 548–559, 2020.
- [53] Kevin Tian, Weihao Kong, and Gregory Valiant. Learning populations of parameters. *Advances in neural information processing systems*, 30, 2017.
- [54] Yonglong Tian, Yue Wang, Dilip Krishnan, Joshua B Tenenbaum, and Phillip Isola. Rethinking few-shot image classification: a good embedding is all you need? In *European Conference on Computer Vision*, pages 266–282. Springer, 2020.
- [55] Paul Vanhaesebrouck, Aurélien Bellet, and Marc Tommasi. Decentralized collaborative learning of personalized models over networks. In *Artificial Intelligence and Statistics*, pages 509–517. PMLR, 2017.
- [56] Ramya Korlakai Vinayak, Weihao Kong, Gregory Valiant, and Sham Kakade. Maximum likelihood estimation for learning populations of parameters. In *International Conference on Machine Learning*, pages 6448–6457. PMLR, 2019.
- [57] Martin J Wainwright. *High-dimensional statistics: A non-asymptotic viewpoint*, volume 48. Cambridge University Press, 2019.
- [58] Valentina Zantedeschi, Aurélien Bellet, and Marc Tommasi. Fully decentralized joint learning of personalized models and collaboration graphs. In *International Conference on Artificial Intelligence and Statistics*, pages 864–874. PMLR, 2020.
- [59] Michael Zhang, Karan Sapra, Sanja Fidler, Serena Yeung, and Jose M. Alvarez. Personalized federated learning with first order model optimization. In *International Conference on Learning Representations*, 2021.
- [60] Yuchen Zhang. *Distributed machine learning with communication constraints*. PhD thesis, EECS Department, University of California, Berkeley, May 2016.

A Preliminaries on Differential Privacy

We give standard privacy definitions that we use in Section A.1, some existing results on RDP to DP conversion and RDP composition in Section A.2, and user-level differential privacy in Section A.3.

A.1 Privacy Definitions

In this subsection, we define different privacy notions that we will use in this paper: local differential privacy (LDP), central differential privacy (DP), and Renyi differential privacy (RDP), and their user-level counterparts.

Definition 1 (Local Differential Privacy - LDP [32]). *For $\epsilon_0 \geq 0$, a randomized mechanism $\mathcal{R} : \mathcal{X} \rightarrow \mathcal{Y}$ is said to be ϵ_0 -local differentially private (in short, ϵ_0 -LDP), if for every pair of inputs $d, d' \in \mathcal{X}$, we have*

$$\Pr[\mathcal{R}(d) \in \mathcal{S}] \leq e^{\epsilon_0} \Pr[\mathcal{R}(d') \in \mathcal{S}], \quad \forall \mathcal{S} \subset \mathcal{Y}. \quad (1)$$

Let $\mathcal{D} = \{x_1, \dots, x_n\}$ denote a dataset comprising n points from \mathcal{X} . We say that two datasets $\mathcal{D} = \{x_1, \dots, x_n\}$ and $\mathcal{D}' = \{x'_1, \dots, x'_n\}$ are neighboring (and denoted by $\mathcal{D} \sim \mathcal{D}'$) if they differ in one data point, i.e., there exists an $i \in [n]$ such that $x_i \neq x'_i$ and for every $j \in [n], j \neq i$, we have $x_j = x'_j$.

Definition 2 (Central Differential Privacy - DP [13, 14]). *For $\epsilon, \delta \geq 0$, a randomized mechanism $\mathcal{M} : \mathcal{X}^n \rightarrow \mathcal{Y}$ is said to be (ϵ, δ) -differentially private (in short, (ϵ, δ) -DP), if for all neighboring datasets $\mathcal{D} \sim \mathcal{D}' \in \mathcal{X}^n$ and every subset $\mathcal{S} \subseteq \mathcal{Y}$, we have*

$$\Pr[\mathcal{M}(\mathcal{D}) \in \mathcal{S}] \leq e^{\epsilon} \Pr[\mathcal{M}(\mathcal{D}') \in \mathcal{S}] + \delta. \quad (2)$$

If $\delta = 0$, then the privacy is referred to as pure DP.

Definition 3 ($(\lambda, \epsilon(\lambda))$ -RDP (Renyi Differential Privacy) [45]). *A randomized mechanism $\mathcal{M} : \mathcal{X}^n \rightarrow \mathcal{Y}$ is said to have $\epsilon(\lambda)$ -Renyi differential privacy of order $\lambda \in (1, \infty)$ (in short, $(\lambda, \epsilon(\lambda))$ -RDP), if for any neighboring datasets $\mathcal{D} \sim \mathcal{D}' \in \mathcal{X}^n$, the Renyi divergence between $\mathcal{M}(\mathcal{D})$ and $\mathcal{M}(\mathcal{D}')$ is upper-bounded by $\epsilon(\lambda)$, i.e.,*

$$\begin{aligned} D_\lambda(\mathcal{M}(\mathcal{D}) \parallel \mathcal{M}(\mathcal{D}')) &= \frac{1}{\lambda - 1} \log \left(\mathbb{E}_{\theta \sim \mathcal{M}(\mathcal{D}')} \left[\left(\frac{\mathcal{M}(\mathcal{D})(\theta)}{\mathcal{M}(\mathcal{D}')(\theta)} \right)^\lambda \right] \right) \\ &\leq \epsilon(\lambda), \end{aligned}$$

where $\mathcal{M}(\mathcal{D})(\theta)$ denotes the probability that \mathcal{M} on input \mathcal{D} generates the output θ . For convenience, instead of $\epsilon(\lambda)$ being an upper bound, we define it as $\epsilon(\lambda) = \sup_{\mathcal{D} \sim \mathcal{D}'} D_\lambda(\mathcal{M}(\mathcal{D}) \parallel \mathcal{M}(\mathcal{D}'))$.

A.2 RDP to DP Conversion and RDP Composition

As mentioned after Theorem 7, we can convert the RDP guarantees of DP-AdaPeD to its DP guarantees using existing conversion results from literature. To the best of our knowledge, the following gives the best conversion.

Lemma 2 (From RDP to DP [4, 9]). *Suppose for any $\lambda > 1$, a mechanism \mathcal{M} is $(\lambda, \epsilon(\lambda))$ -RDP. Then, the mechanism \mathcal{M} is (ϵ, δ) -DP, where ϵ, δ are define below:*

For a given $\delta \in (0, 1)$:

$$\epsilon = \min_{\lambda} \epsilon(\lambda) + \frac{\log(1/\delta) + (\lambda - 1) \log(1 - 1/\lambda) - \log(\lambda)}{\lambda - 1}$$

For a given $\epsilon > 0$:

$$\delta = \min_{\lambda} \frac{\exp((\lambda - 1)(\epsilon(\lambda) - \epsilon))}{\lambda - 1} \left(1 - \frac{1}{\lambda} \right)^\lambda.$$

The main strength of RDP in comparison to other privacy notions comes from composition. The following result states that if we adaptively compose two RDP mechanisms with the same order, their privacy parameters add up in the resulting mechanism.

Lemma 3 (Adaptive composition of RDP [45, Proposition 1]). *For any $\lambda > 1$, let $\mathcal{M}_1 : \mathcal{X} \rightarrow \mathcal{Y}_1$ be a $(\lambda, \epsilon_1(\lambda))$ -RDP mechanism and $\mathcal{M}_2 : \mathcal{Y}_1 \times \mathcal{X} \rightarrow \mathcal{Y}$ be a $(\lambda, \epsilon_2(\lambda))$ -RDP mechanism. Then, the mechanism defined by $(\mathcal{M}_1, \mathcal{M}_2)$ satisfies $(\lambda, \epsilon_1(\lambda) + \epsilon_2(\lambda))$ -RDP.*

A.3 User-level Differential Privacy [34]

Consider a set of m users, each having a local dataset of n samples. Let $\mathcal{D}_i = \{x_{i1}, \dots, x_{in}\}$ denote the local dataset at the i -th user for $i \in [m]$, where $x_{ij} \in \mathcal{X}$ and $\mathcal{X} \subset \mathbb{R}^d$. We define $\mathcal{D} = (\mathcal{D}_1, \dots, \mathcal{D}_m) \in (\mathcal{X}^n)^m$ as the entire dataset.

We have already defined DP, LDP, and RDP in Section A.1 w.r.t. the item-level privacy. Here, we extend those definition w.r.t. the user-level privacy. In order to do that, we need a generic neighborhood relation between datasets: We say that two datasets $\mathcal{D}, \mathcal{D}'$ are neighboring with respect to distance metric dis if we have $\text{dis}(\mathcal{D}, \mathcal{D}') \leq 1$.

Item-level DP/RDP vs. User-level DP/RDP. By choosing $\text{dis}(\mathcal{D}, \mathcal{D}') = \sum_{i=1}^m \sum_{j=1}^n \mathbb{1}\{x_{ij} \neq x'_{ij}\}$, we recover the standard definition of the DP/RDP from Definitions 2, 3, which we call *item-level* DP/RDP. In the item-level DP/RDP, two datasets $\mathcal{D}, \mathcal{D}'$ are neighboring if they differ in a single item. On the other hand, by choosing $\text{dis}(\mathcal{D}, \mathcal{D}') = \sum_{i=1}^m \mathbb{1}\{\mathcal{D}_i \neq \mathcal{D}'_i\}$, we call it *user-level* DP/RDP, where two datasets $\mathcal{D}, \mathcal{D}' \in (\mathcal{X}^n)^m$ are neighboring when they differ in a local dataset of any single user. Observe that when each user has a single item ($n = 1$), then both item-level and user-level privacy are equivalent.

User-level Local Differential Privacy (LDP). When we have a single user (i.e., $m = 1$ and $\mathcal{D} = \mathcal{X}^n$), by choosing $\text{dis}(\mathcal{D}, \mathcal{D}') = \mathbb{1}\{\mathcal{D} \neq \mathcal{D}'\}$ for $\mathcal{D}, \mathcal{D}' \in \mathcal{X}^n$, we call it *user-level LDP*. In this case each user privatize her own local dataset using a private mechanism.

We can define user-level LDP/DP/RDP analogously to their item-level counterparts using the neighborhood relation dis defined above.

B Personalized Learning – Discrete Mixture Model

In this section, we present the linear regression problem as a generalization to the estimation problem with discrete priors. This model falls into the framework studied in [43] and can be seen as a special case of Gaussian mixture model with 0 variance. The goal is to illustrate how our framework can capture the model in [43].

Consider a set of m clients, where the i -th client has a local dataset $(X_{i1}, Y_{i1}), \dots, (X_{in}, Y_{in})$ of m samples, where $X_{ij} \in \mathbb{R}^d$ denotes the feature vector and $Y_{ij} \in \mathbb{R}$ denotes the corresponding response. Let $Y_i = (Y_{i1}, \dots, Y_{in}) \in \mathbb{R}^n$ and $X_i = (X_{i1}, \dots, X_{in}) \in \mathbb{R}^{n \times d}$ denote the response vector and the feature matrix at the i -th client, respectively. Following the standard regression, we assume that the response vector Y_i is obtained from a linear model as follows:

$$Y_i = X_i \theta_i + \mathbf{w}_i, \quad (3)$$

where θ_i denotes personalized model of the i -th client and $\mathbf{w}_i \sim \mathcal{N}(0, \sigma_x^2 \mathbb{I}_n)$ is a noise vector. The clients models are drawn i.i.d. from a discrete distribution $\theta_1, \dots, \theta_m \sim \mathbb{P}$, where $\mathbb{P} = [p_1, \dots, p_k]$ such that $p_l = \Pr[\theta_i = \mu_l]$ for $i \in [m]$ and $l \in [k]$.

Our goal is to solve the optimization problem stated in (12) (for the linear regression with the above discrete prior) and learn the optimal personalized parameters $\{\hat{\theta}_i\}$.

We assume that the discrete distribution \mathbb{P} and the prior candidates $\{\mu_l\}_{l=1}^k$ are unknown to the clients. Inspired from Algorithm 1 for estimation with discrete priors, we obtain Algorithm 7 for learning with discrete prior. Note that this is *not* a new algorithm, and is essentially the algorithm proposed in [43] applied to linear regression with Clustering algorithm instead of global model aggregation in the server. Here we show how our framework captures mixture model in [43] through this example.

Description of Algorithm 7. Client i initializes its personalized parameters $\theta_i^{(0)} = (X_i^T X_i)^{-1} X_i^T Y_i$, which is the optimal as a function of the local dataset at the i -th client without any prior knowledge. In

any iteration t , for a given prior information $\mathbb{P}^{(t)}, \{\boldsymbol{\mu}_l^{(t)}\}$, the i -th client updates the personalized model as $\boldsymbol{\theta}_i^t = \sum_{l=1}^k \alpha_l^{(i)} \boldsymbol{\mu}_l^{(t)}$, where the weights $\alpha_l^{(i)} \propto p_l^{(t)} \exp\left(-\frac{\|X_i \boldsymbol{\mu}_l^{(t)} - Y_i\|^2}{2\sigma_x^2}\right)$ and sends its current estimate of the personalized parameter $\boldsymbol{\theta}_i^t$ to the server. Upon receiving $\boldsymbol{\theta}_1^t, \dots, \boldsymbol{\theta}_m^t$, server will run Cluster algorithm to update the global parameters $\mathbb{P}, \boldsymbol{\mu}_1^{(t)}, \dots, \boldsymbol{\mu}_k^{(t)}$, and broadcasts them to the clients.

Algorithm 7 Alternating Minimization for Personalized Learning

Input: Number of iterations T , local datasets (X_i, Y_i) for $i \in [m]$.

- 1: **Initialize** $\boldsymbol{\theta}_i^0 = (X_i^T X_i)^{-1} X_i^T Y_i$ for $i \in [m]$ (if $X_i^T X_i$ is not full-rank, take the pseudo-inverse), $\mathbb{P}^{(0)}, \boldsymbol{\mu}_1^{(0)}, \dots, \boldsymbol{\mu}_k^{(0)}$.
- 2: **for** $t = 1$ **to** T **do**
- 3: **On Clients:**
- 4: **for** $i = 1$ **to** m : **do**
- 5: Receive $\mathbb{P}^{(t-1)}, \boldsymbol{\mu}_1^{(t-1)}, \dots, \boldsymbol{\mu}_k^{(t-1)}$ from the server
- 6: Update the personalized parameters and the coefficients:

$$\boldsymbol{\theta}_i^t \leftarrow \sum_{l=1}^k \alpha_l^{(i)} \boldsymbol{\mu}_l^{(t-1)} \quad \text{and} \quad \alpha_l^{(i)} = \frac{p_l^{(t-1)} \exp\left(-\frac{\|X_i \boldsymbol{\mu}_l^{(t-1)} - Y_i\|^2}{2\sigma_x^2}\right)}{\sum_{s=1}^k p_s^{(t-1)} \exp\left(-\frac{\|X_i \boldsymbol{\mu}_s^{(t-1)} - Y_i\|^2}{2\sigma_x^2}\right)}$$

- 7: Send $\boldsymbol{\theta}_i^{(t)}$ to the server
 - 8: **end for**
 - 9: **At the Server:**
 - 10: Receive $\boldsymbol{\theta}_1^{(t)}, \dots, \boldsymbol{\theta}_m^{(t)}$ from the clients
 - 11: Update the global parameters: $\mathbb{P}^{(t)}, \boldsymbol{\mu}_1^{(t)}, \dots, \boldsymbol{\mu}_k^{(t)} \leftarrow \text{Cluster}\left(\boldsymbol{\theta}_1^{(t)}, \dots, \boldsymbol{\theta}_m^{(t)}, k\right)$
 - 12: Broadcast $\mathbb{P}^{(t)}, \boldsymbol{\mu}_1^{(t)}, \dots, \boldsymbol{\mu}_k^{(t)}$ to all clients
 - 13: **end for**
- Output:** Personalized models $\boldsymbol{\theta}_1^T, \dots, \boldsymbol{\theta}_m^T$.
-