

Heat Current in Non-Markovian Open Systems

Ruofan Chen¹

¹*College of Physics and Electronic Engineering, and Center for Computational Sciences, Sichuan Normal University, Chengdu 610068, China*
(Dated: December 4, 2023)

We generalize time-evolving matrix product operators method to nonequilibrium quantum transport problems. The nonequilibrium current is obtained via numerical differentiation of the generating functional which is represented as a tensor network. The approach is numerically exact and the non-Markovian effects are fully taken into account. In the transport process, a part of the heat that flows out from a bath flows into the system and other baths, and the rest is stored in the system-bath coupling part. We take the spin-boson model as a demonstration to show the details of this heat flowing and the establishment of a steady current between two baths.

I. INTRODUCTION

Quantum transport at nanoscale has attracted both theoretical and experimental interests for a long time due to the need in device application [1–7]. The quantum effects in low dimensional systems often result in interesting behaviors. For instance, the rectification of heat transfer in nanodevices can be realized by system structural asymmetry [8], the negative differential thermal conductance can show up with certain conditions [9, 10], the Wiedemann-Franz law may be violated at low temperature [11] and the current direction can be reversed by strong interparticle interaction [12].

Beyond the standard linear response approach, exact analytical results are rare for nonequilibrium quantum transport problems, thus there is clearly a considerable need for numerically exact methods. The path integral formalism is one of the most suitable approaches to study the open systems. For a system linearly coupled bosonic baths, the dynamics of the system can be described by the Feynman-Vernon path integral formalism [13–15].

In order to be numerically evaluated, the path integral can be discretized via the so-called quasi-adiabatic propagator path integral (QUAPI) method [16–18]. Based on QUAPI, an iterative tensor multiplication scheme for open system dynamics is proposed [17, 19]. The QUAPI method is numerically exact and fully takes non-Markovian effects into account, therefore it has been widely used to investigate reduced dynamics of dissipative systems [20–25]. Such iterative tensor multiplication scheme is also generalized to fermionic environments [26–29] and the corresponding quantum transport problem [30–33].

The major disadvantage of the iterative tensor multiplication scheme mentioned above is that its computational cost scales exponentially with the correlation length and the size of system Hilbert space. Therefore in practical calculation one often encounters memory problem. Recently, it is shown that the QUAPI tensor multiplication scheme can be represented in terms of matrix product state (MPS) and matrix product operator (MPO) [34, 35]. Then the iterative process is amenable to the standard MPS compression algorithm and the computational cost scaling becomes polynomially. This algorithm is called time-evolving matrix product operators (TEMPO) method, which greatly extends the applicability of QUAPI method.

The QUAPI and TEMPO method can be naturally generalized to evaluate the system correlation function [22, 36], and to the situation where multiple baths are in the presence [35]. In addition, using generating functional technique the bath dynamics can be related to the system correlation function [37].

In this article, we generalize TEMPO method to the nonequilibrium quantum transport problem. The nonequilibrium current can be obtained via differentiation of the generating functional. Unlike what is done in Ref. [37], where the differentiation of generating functional is handled analytically and then the bath dynamics is formulated as an integral over system correlation function, we directly evaluate the differentiation numerically as in Refs. [30–33].

The generating functional is represented as a real-time path integral in Keldysh formalism and numerically evaluated as a tensor network via QUAPI and TEMPO method. It should be noted that in such evaluation process, we find that although the auxiliary variable in generating functional is a single variable, it needs to be handled consistently with the system variable in QUAPI scheme, i.e., be treated as a path segment. The corresponding details refer to Sec. III B.

When the system and bath are coupled, there is an amount of energy stored in the coupling part. Therefore the heat that flows out from a bath not only flows into the system and other baths but is also stored in the system-bath coupling part. This part of energy may be referred to as interaction energy, which is shown to be important to energy transport in nonequilibrium open systems [38–41]. We use the spin-boson model to demonstrate the details of such heat flowing and the establishment of a steady current between two baths.

This article is organized as follows. The detail of the model is given in Sec. II. The method is presented in Sec. III. The simulations of the spin-boson model with single and two baths are given in Sec. IV and V, respectively. Finally Sec. VI gives conclusions.

II. MODEL

Here we consider a system plus multiple baths model. The Hamiltonian is

$$H = H_d + \sum_{\alpha} (H_{\alpha} + H_{d\alpha}), \quad (1)$$

where H_d is the system Hamiltonian and H_α is the Hamiltonian of α th bath. We consider the Caldeira-Leggett type environment [15, 42] for which the bath is described by a collection of harmonic oscillators as

$$H_\alpha = \sum_k \omega_{\alpha k} b_{\alpha k}^\dagger b_{\alpha k}. \quad (2)$$

Here $b_{\alpha k}^\dagger$ ($b_{\alpha k}$) creates (annihilates) a boson of state k in α th bath with frequency $\omega_{\alpha k}$. The coupling between the system and α th bath is given by

$$H_{d\alpha} = s_\alpha \sum_k V_{\alpha k} (b_{\alpha k} + b_{\alpha k}^\dagger), \quad (3)$$

where s_α is a system quantum number which couples to boson of state k in α th bath with strength $V_{\alpha k}$. Here different s_α are supposed to commute with each other. The α th bath is characterized by a spectral function

$$J_\alpha(\omega) = \sum_k V_{\alpha k}^2 \delta(\omega - \omega_{\alpha k}). \quad (4)$$

We consider Ohmic spectral functions for which

$$J_\alpha(\omega) = \lambda_\alpha \omega e^{-\omega/\omega_c}, \quad (5)$$

where λ_α is the coupling strength parameter and ω_c is the cut-off frequency of the bath. For simplicity, the cutoff frequency is set to $\omega_c = 3.5$ for all baths throughout this article.

We assume that at initial time $t = 0$ the total density matrix is separable into system and baths for which

$$\rho(0) = \rho_d(0) \prod_\alpha \rho_\alpha, \quad (6)$$

where $\rho_d(0)$ is the initial system density matrix and the α th bath is in thermal equilibrium for which

$$\rho_\alpha = e^{-H_\alpha/T_\alpha}. \quad (7)$$

Here T_α is the temperature of α th bath. Throughout this article we set $\hbar = k_B = 1$ and use dimensionless quantities.

The heat current flows out from the α th bath at time t is defined as the opposite of the energy change rate for which

$$I_\alpha(t) = -\langle \dot{H}_\alpha(t) \rangle = -i \langle [H, H_\alpha(t)] \rangle. \quad (8)$$

It is easy to obtain that

$$I_\alpha(t) = i \sum_k V_{\alpha k} \omega_{\alpha k} \langle s_\alpha(t) [b_{\alpha k}(t) - b_{\alpha k}^\dagger(t)] \rangle. \quad (9)$$

The system quantum number s_α commutes with the bath operators $b_{\alpha k}$ and $b_{\alpha k}^\dagger$, therefore the above expression can be written as

$$I_\alpha(t) = -2 \operatorname{Im} \sum_k V_{\alpha k} \omega_{\alpha k} \langle s_\alpha(t) b_{\alpha k}(t) \rangle. \quad (10)$$

The total density matrix $\rho(t)$ evolves according to the Von Neumann equation which gives a formal solution $\rho(t) =$

$e^{-iHt} \rho(0) e^{iHt}$. The reduced density matrix $\rho_d(t)$ is obtained via tracing out the whole environment from total density matrix $\rho_d(t) = \operatorname{Tr}_E[\rho(t)]$. The knowledge of reduced density matrix $\rho_d(t)$ allows us to calculate the expectation value of any system operator $f(t)$ via

$$\langle f(t) \rangle = Z_d^{-1} \operatorname{Tr}_d[\rho_d(t) f], \quad (11)$$

where $Z_d = \operatorname{Tr}_d[\rho_d(t)]$ and Tr_d is the trace over the system. However, to evaluate the current formula (10) we need to calculate the quantity $\langle s_\alpha(t) b_{\alpha k}(t) \rangle$ which involves bath operator $b_{\alpha k}(t)$. In order to handle such an operator, we define a reduced density matrix with a source term as

$$\rho_d^{\xi_\alpha}(t) = \operatorname{Tr}_E[\rho(t) e^{\xi_\alpha \sum_k V_{\alpha k} \omega_{\alpha k} b_{\alpha k}}]. \quad (12)$$

This $\rho_d^{\xi_\alpha}(t)$ may be referred to as generating functional in path integral formalism, which shall be discussed in the following section. Note that $\rho_d^{\xi_\alpha}(t)$ reduces to $\rho_d(t)$ when $\xi_\alpha = 0$. Then via differentiation with respect to ξ_α we have

$$\sum_k V_{\alpha k} \omega_{\alpha k} \langle s_\alpha(t) b_{\alpha k}(t) \rangle = Z_d^{-1} \operatorname{Tr}_d \left[\frac{\delta \rho_d^{\xi_\alpha}(t)}{\delta \xi_\alpha} s_\alpha \right] \Big|_{\xi_\alpha=0}. \quad (13)$$

Then the current formula (10) can be evaluated numerically with a finite but small ξ_α for which

$$I_\alpha(t) = -2 \operatorname{Im} Z_d^{-1} \operatorname{Tr}_d \left[\frac{\rho_d^{\xi_\alpha}(t) - \rho_d(t)}{\xi_\alpha} s_\alpha \right]. \quad (14)$$

The total heat $Q_\alpha(t)$ that flows out from the α th bath at time t is given by a time integral of heat current as

$$Q_\alpha(t) = \int_0^t I_\alpha(t') dt'. \quad (15)$$

A part of this heat flows into the system and other baths, and the rest is stored in the coupling part which may be referred to as interaction energy. We denote the system energy change at time t as

$$E(t) = \langle H_d(t) \rangle - \langle H_d(0) \rangle, \quad (16)$$

and the interaction energy between the system and α th bath at time t as

$$W_\alpha(t) = \langle H_{d\alpha}(t) \rangle = 2 \operatorname{Re} \sum_k V_{\alpha k} \langle s_\alpha(t) b_{\alpha k}(t) \rangle. \quad (17)$$

Since at time $t = 0$ the total density matrix (6) is in product state, we have $\langle H_{d\alpha}(0) \rangle = 0$ and the quantity $W_\alpha(t)$ defined here is also the interaction energy change $\langle H_{d\alpha}(t) \rangle - \langle H_{d\alpha}(0) \rangle$.

Similarly, we can define another reduced density matrix with a source term as

$$\rho_d^{\chi_\alpha}(t) = \operatorname{Tr}_E[\rho(t) e^{\chi_\alpha \sum_k V_{\alpha k} b_{\alpha k}}], \quad (18)$$

and a numerical differentiation with a small χ_α yields

$$W_\alpha(t) = 2 \operatorname{Re} Z_d^{-1} \operatorname{Tr}_d \left[\frac{\rho_d^{\chi_\alpha}(t) - \rho_d(t)}{\chi_\alpha} s_\alpha \right]. \quad (19)$$

In this article, we set $\xi_\alpha = \chi_\alpha = 10^{-3}$, then the error due to numerical differentiation should be at the order of $O(10^{-3})$ since $[(e^x - 1)/x - 1] = O(x)$.

The energy conservation is expressed by $Q(t)$, $E(t)$ and $W(t)$ as

$$\sum_{\alpha} Q_{\alpha}(t) = E(t) + \sum_{\alpha} W_{\alpha}(t), \quad (20)$$

or be expressed by the corresponding time derivatives as

$$\sum_{\alpha} I_{\alpha}(t) = \dot{E}(t) + \sum_{\alpha} \dot{W}(t). \quad (21)$$

The energy conservation is numerically fulfilled for the algorithm described in this article.

III. METHOD

In this section, we present the basic framework of our method, which includes the path integral formalism, the discretization (QUAPI scheme) and the MPS representation (TEMPO scheme) for path integral formalism.

A. Path Integral Formalism

Now we want to express $\rho_d(t)$, $\rho_d^{\xi_\alpha}(t)$ and $\rho_d^{\chi_\alpha}(t)$ in path integral representation. In this section, we give a basic introduction of the path integral formalism, and a more detailed derivation refers to App. A.

Splitting the evolution time into N steps that $\delta t = t/N$ with $N \rightarrow \infty$ yields the total density matrix as

$$\rho(t) = e^{-iH\delta t} \dots e^{-iH\delta t} \rho(0) e^{iH\delta t} \dots e^{iH\delta t}. \quad (22)$$

We insert the identity operator into every time step and label the time steps starting from $\rho(0)$ to the leftmost as (t_0^+, \dots, t_N^+) and the steps to the rightmost as (t_0^-, \dots, t_N^-) . Due to the cyclic property

$$\langle f(t) \rangle = \text{Tr}[e^{-iHt} \rho(0) e^{iHt} f] = \text{Tr}[e^{iHt} f e^{-iHt} \rho(0)], \quad (23)$$

we can think the evolution starts from time 0 then experiences an evolution e^{-iHt} , and after a measurement of f returns back to time 0 by a backward evolution e^{iHt} . Therefore the set of time steps $(t_0^+, \dots, t_N^+, t_N^-, \dots, t_0^-)$ forms a closed time contour \mathcal{C} shown in Fig. 1, which is usually referred to as Keldysh contour [4, 43–45]. The path from t_0^+ to t_N^+ corresponds to the forward evolution operator e^{-iHt} and thus we call it forward branch. Correspondingly, we call the path from t_N^- to t_0^- the backward branch.

On the contour, we can define free bath Green's functions, which are useful to describe path integral formalism. If t' succeeds t'' on the contour then we denote it by $t' \succ t''$. With this ordering, the free bath Green's function on the contour \mathcal{C} is defined as

$$G_{\alpha k}(t', t'') = \langle T_{\mathcal{C}} b_{\alpha k}(t') b_{\alpha k}^\dagger(t'') \rangle_0, \quad (24)$$

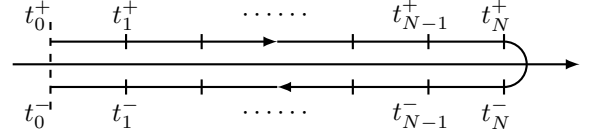


FIG. 1. The Keldysh contour \mathcal{C} . The upper is the forward branch and the lower is the backward branch.

where $T_{\mathcal{C}}$ is the contour ordered operator and $\langle \dots \rangle_0$ means the expectation value in the free bath. To be specific,

$$G_{\alpha k}(t', t'') = \begin{cases} \langle b_{\alpha k}(t') b_{\alpha k}^\dagger(t'') \rangle_0, & t' \succeq t''; \\ \langle b_{\alpha k}^\dagger(t'') b_{\alpha k}(t') \rangle_0, & t'' \succ t'; \end{cases} \quad (25)$$

The contour ordered Green's function can be split into four nonequilibrium Green's function blocks as

$$G_{\alpha k}(t', t'') = \begin{bmatrix} G_{\alpha k}^{++}(t', t'') & G_{\alpha k}^{+-}(t', t'') \\ G_{\alpha k}^{-+}(t', t'') & G_{\alpha k}^{--}(t', t'') \end{bmatrix}, \quad (26)$$

where in G^{++} (G^{--}) both t', t'' are on the forward (backward) branch, and in G^{+-} (G^{-+}) t' is on the forward (backward) branch and t'' is on the backward (forward) branch.

The matrix element of the reduced density matrix is

$$\langle s' | \rho_d(t) | s'' \rangle = \text{Tr}_{\mathbb{E}}[\langle s' | e^{-iHt} \rho(0) e^{iHt} | s'' \rangle]. \quad (27)$$

Relabeling $s' = s(t_N^+) = s_N^+$ and $s'' = s(t_N^-) = s_N^-$, then the corresponding set $(s_0^+, \dots, s_N^+, s_N^-, \dots, s_0^-)$ forms a path of $s(t)$ on the contour \mathcal{C} . Following standard procedures [13, 14, 46, 47], the reduced density matrix can be presented as a path integral as

$$\rho_d(s_N^\pm) = \left(\prod_{\alpha} Z_{\alpha}^{(0)} \right) \int \mathcal{D}[s] K[s] F[s], \quad (28)$$

where $Z_{\alpha}^{(0)}$ is the free partition function of the α th bath and $K[s]$ is the propagator of the bare system. Here the integral over $\mathcal{D}[s]$ indicates the summation over all the possible path on the contour \mathcal{C} with boundary condition $s_N^+ = s'$ and $s_N^- = s''$.

The term $F[s]$ is the total influence functional which is the production of influence functional of each bath $F_{\alpha}[s]$ for which

$$F[s] = \prod_{\alpha} F_{\alpha}[s]. \quad (29)$$

The quantity $F_{\alpha}[s]$ is the Feynman-Vernon influence functional for which

$$F_{\alpha}[s] = e^{-\int_{\mathcal{C}} dt' \int_{\mathcal{C}} dt'' s_{\alpha}(t') \Delta_{\alpha}(t', t'') s_{\alpha}(t'')}, \quad (30)$$

where

$$\Delta_{\alpha}(t', t'') = \sum_k V_{\alpha k}^2 G_{\alpha k}(t', t''). \quad (31)$$

In path integral formalism, the generating functional $\rho_d^{\xi_\alpha}(s_N^\pm)$ can be expressed as

$$\rho_d^{\xi_\alpha}(s_N^\pm) = \left(\prod_\alpha Z_\alpha^{(0)} \right) \int \mathcal{D}[s] K[s] F[s] X_{\xi_\alpha}[s], \quad (32)$$

where

$$X_{\xi_\alpha}[s] = e^{-i\xi_\alpha \int_C dt' s_\alpha(t') \Gamma_\alpha(t', t_N^-)} \quad (33)$$

with

$$\Gamma_\alpha(t', t'') = \sum_k V_{\alpha k}^2 \omega_{\alpha k} G_{\alpha k}(t', t''). \quad (34)$$

Similarly, the generating functional $\rho_d^{\chi_\alpha}(s_N^\pm)$ can be expressed as

$$\rho_d^{\chi_\alpha}(s_N^\pm) = \left(\prod_\alpha Z_\alpha^{(0)} \right) \int \mathcal{D}[s] K[s] F[s] Y_{\chi_\alpha}[s], \quad (35)$$

where

$$Y_{\chi_\alpha}[s] = e^{-i\chi_\alpha \int_C dt' s_\alpha(t') \Delta_\alpha(t', t_N^-)}. \quad (36)$$

Here both $F_\alpha[s]$ and $Y_{\chi_\alpha}[s]$ involves contour integral of Δ_α , but in $F_\alpha[s]$ it is a double integral while in $Y_{\chi_\alpha}[s]$ it is a single integral. Since Δ and Γ are linear to G , they can be also split into four blocks as

$$\Delta_\alpha(t', t'') = \begin{bmatrix} \Delta_{\alpha}^{++}(t', t'') & \Delta_{\alpha}^{+-}(t', t'') \\ \Delta_{\alpha}^{-+}(t', t'') & \Delta_{\alpha}^{--}(t', t'') \end{bmatrix}, \quad (37)$$

and

$$\Gamma_\alpha(t', t'') = \begin{bmatrix} \Gamma_{\alpha}^{++}(t', t'') & \Gamma_{\alpha}^{+-}(t', t'') \\ \Gamma_{\alpha}^{-+}(t', t'') & \Gamma_{\alpha}^{--}(t', t'') \end{bmatrix}. \quad (38)$$

B. Quasi-Adiabatic Propagator Path Integral Method

To be evaluated numerically, the path integral formalism $F_\alpha[s]$, $X_{\xi_\alpha}[s]$ and $Y_{\chi_\alpha}[s]$ must be discretized. It should be noted that directly employing finite δt may cause a large deviation from the correct result, therefore an improved discretization scheme, which is called quasi-adiabatic propagator path integral (QUAPI) method [16–18], need to be adopted.

The Feynman-Vernon influence functional $F_\alpha[s]$ can be written in a more specific form as [13–15]

$$e^{-\int_0^t dt' \int_0^{t'} dt'' [s_\alpha^+(t') - s_\alpha^-(t')] [C_\alpha(t' - t'') s_\alpha^+(t'') - \bar{C}_\alpha(t' - t'') s_\alpha^-(t'')]}, \quad (39)$$

where $C_\alpha(t)$ is the autocorrelation function of α th bath for which

$$C_\alpha(t) = \int d\omega J_\alpha(\omega) \left[\coth\left(\frac{\omega}{2T_\alpha}\right) \cos \omega t - i \sin \omega t \right], \quad (40)$$

and $\bar{C}_\alpha(t)$ is the complex conjugate. After the discretization, the double integral in exponential becomes a double summation as

$$F_\alpha[s] = e^{-\sum_{j=0}^N \sum_{k=0}^j (s_{\alpha j}^+ - s_{\alpha j}^-) (\eta_{jk} s_{\alpha k}^+ - \bar{\eta}_{jk} s_{\alpha k}^-)}, \quad (41)$$

where η_{jk} is a complex number and $\bar{\eta}_{jk}$ is its complex conjugate. Here the path $s_\alpha^\pm(t)$ is split into intervals of equal duration for which $s_\alpha^\pm(t) = s_{\alpha j}^\pm$ for $(j - \frac{1}{2})\delta t < t < (j + \frac{1}{2})\delta t$. In this case we have for $j \neq k$

$$\eta_{jk} = \int_{(j-\frac{1}{2})\delta t}^{(j+\frac{1}{2})\delta t} dt' \int_{(k-\frac{1}{2})\delta t}^{(k+\frac{1}{2})\delta t} dt'' C_\alpha(t' - t''), \quad (42)$$

and for $j = k$

$$\eta_{jj} = \int_{(j-\frac{1}{2})\delta t}^{(j+\frac{1}{2})\delta t} dt' \int_{(j-\frac{1}{2})\delta t}^{t'} dt'' C_\alpha(t' - t''). \quad (43)$$

The source term $X_{\xi_\alpha}[s]$ can be written in a specific form as

$$X_{\xi_\alpha}[s] = e^{-i\xi_\alpha \int_0^t dt' [s_\alpha^+(t') \Gamma_\alpha^{+-}(t' - t) - s_\alpha^-(t') \Gamma_\alpha^{-+}(t' - t)]}, \quad (44)$$

which should also be discretized via QUAPI scheme. It should be emphasized that although the variable ξ_α is only at a single time step t_N^- , it in fact corresponds to the path segment s_N^- . Therefore we need to replace it by a segment as

$$\xi_\alpha \rightarrow \frac{1}{\delta t} \int_{(N-\frac{1}{2})\delta t}^{(N+\frac{1}{2})\delta t} \xi_\alpha(t') dt' \quad (45)$$

with $\xi_\alpha(t') = \xi_\alpha$. Otherwise, we would obtain wrong results which directly violate energy conservation expression (20) and (21). After the discretization we have

$$X_{\xi_\alpha}[s] = e^{-i\xi_\alpha \sum_{j=0}^N [s_{\alpha j}^+ \gamma_{jN}^{+-} - s_{\alpha j}^- \gamma_{jN}^{-+}]}, \quad (46)$$

where for $j \neq N$

$$\gamma_{jN}^{+-} = \frac{1}{\delta t} \int_{(N-\frac{1}{2})\delta t}^{(N+\frac{1}{2})\delta t} dt' \int_{(j-\frac{1}{2})\delta t}^{(j+\frac{1}{2})\delta t} dt'' \Gamma_\alpha^{+-}(t'' - t'), \quad (47)$$

and for $j = N$

$$\gamma_{NN}^{+-} = \frac{1}{\delta t} \int_{(N-\frac{1}{2})\delta t}^{(N+\frac{1}{2})\delta t} dt' \int_{(N-\frac{1}{2})\delta t}^{t'} dt'' \Gamma_\alpha^{+-}(t'' - t'). \quad (48)$$

Similarly, for γ_{jN}^{-+} we have for $j \neq N$

$$\gamma_{jN}^{-+} = \frac{1}{\delta t} \int_{(N-\frac{1}{2})\delta t}^{(N+\frac{1}{2})\delta t} dt' \int_{(j-\frac{1}{2})\delta t}^{(j+\frac{1}{2})\delta t} dt'' \Gamma_\alpha^{-+}(t'' - t'), \quad (49)$$

and for $j = N$

$$\gamma_{NN}^{-+} = \frac{1}{\delta t} \int_{(N-\frac{1}{2})\delta t}^{(N+\frac{1}{2})\delta t} dt' \int_{(N-\frac{1}{2})\delta t}^{t'} dt'' \Gamma_\alpha^{-+}(t'' - t'). \quad (50)$$

The discretization scheme for $Y_{\chi_\alpha}[s]$ is same to that for $X_{\xi_\alpha}[s]$, and more details can be found in App. B.

C. Time-Evolving Matrix Product Operators

The Feynman-Vernon influence functional (39) is nonlocal in time, and the nonlocality is characterized by the autocorrelation function (40), which corresponds to η_{jk} in formula (41) after the discretization. For ohmic spectral function, it is shown that [15] in the limit $T_\alpha \rightarrow \infty$ the real part of the autocorrelation function behaves as the delta function $\delta(t)$ and its imaginary part behaves as $\delta'(t)$. In this case, the autocorrelation function is local in time and the dynamics is just Markovian. At finite temperature, the autocorrelation function becomes nonlocal but the nonlocality is finite even at low or zero temperature [17, 19].

The finite nonlocality means that η_{jk} can be truncated when $|j - k|$ is larger than a certain positive integer N_s . Based on such property, a numerically exact iterative tensor multiplication scheme based on QUAPI for long time dynamics of quantum dissipative systems is proposed [17, 19]. A graphical illustration of the autocorrelation function $C_\alpha(t)$ is shown in Fig. 2 with parameters $\lambda_\alpha = 0.08$ at temperature $T_\alpha = 1$ and $T_\alpha = 10$. It can be seen that at time ± 4 the value $C_\alpha(t)$ already becomes very small, and thus the nonlocal interactions that arise from $C_\alpha(t)$ can be neglected when $|t| > 4$.

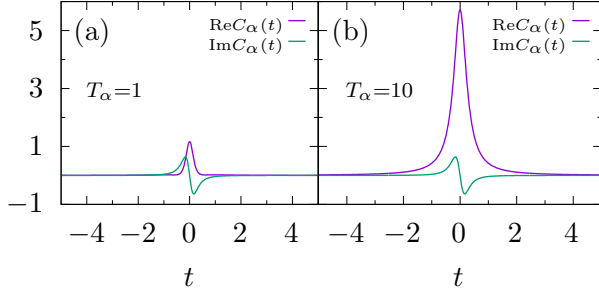


FIG. 2. Autocorrelation function $C_\alpha(t)$ with $\lambda_\alpha = 0.08$ and $\omega_c = 3.5$ at temperature (a) $T_\alpha = 1$ and (b) $T_\alpha = 10$.

The nonlocal interactions that arise from $\Gamma_\alpha^{+-}(t)$ and $\Gamma_\alpha^{-+}(t)$ also have finite range. A graphical illustration of these two functions is given in Fig. 3 for two temperatures. Note that by definition, $\Gamma_\alpha^{-+}(t)$ is discontinuous at $t = 0$. It can be seen that $\Gamma_\alpha^{+-}(t)$ is small at lower temperature $T_\alpha = 1$, this is because the Bose-Einstein distribution function $n_\alpha(\omega)$ is much smaller than that at high temperature $T_\alpha = 10$. At time ± 4 , functions $\Gamma_\alpha^{+-}(t)$ and $\Gamma_\alpha^{-+}(t)$ already becomes small.

In the original QUAPI algorithm, the computational cost scales exponentially with N_s . Typical simulations of QUAPI are restricted to $N_s < 20$ [23, 48], and in fact when N_s is greater than 10 it already becomes time consuming. In order to cover the nonlocality, we need $N_s \delta t \geq 4$, and in such a situation time interval δt need often to be not less than a fairly large value 0.25.

Recently, it is shown that the QUAPI tensor multiplication scheme can be represented in terms of matrix product states (MPS) and matrix product operator (MPO) [34, 35]. Then the

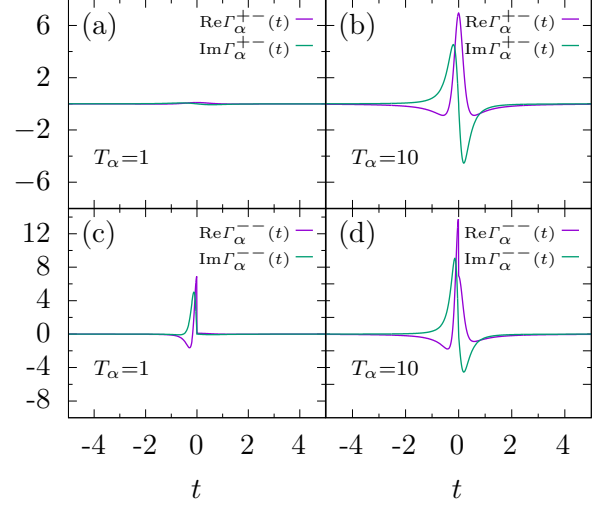


FIG. 3. Functions $\Gamma_\alpha^{+-}(t)$ and $\Gamma_\alpha^{-+}(t)$ with $\lambda = 0.08$ and $\omega_c = 3.5$ at $T_\alpha = 0.1$ and $T_\alpha = 10$.

iterative process is amenable to the standard MPS compression algorithm, thus the computational cost scaling becomes polynomially with N_s which allows much larger N_s . This new algorithm is called time-evolving matrix product operators (TEMPO). The compression is achieved by performing singular value decomposition on each tensor in MPS and dispensing components with singular value below a threshold value. In this article, the threshold value is relative magnitude less than 10^{-8} . There is also another approach for tensor network representation of discretized path integral [49, 50].

We construct the tensor $K[s]F[s]$ as MPS using TEMPO method and naturally represent tensors $X_{\xi_\alpha}[s]$ and $Y_{\chi_\alpha}[s]$ as MPO, then formula (28), (32) and (35) can be easily evaluated. We set time interval $\delta t = 0.02$ and the truncation parameter $N_s = 200$, then $N_s \delta t = 4$ is enough to cover the nonlocality.

IV. SPIN-BOSON MODEL WITH A SINGLE BATH

When evolution begins, system and bath start to correlate and interaction energy arises. Let us first consider an unbiased spin-boson model [14, 51] with a single bath to demonstrate the details of this process.

The system Hamiltonian is

$$H_d = \frac{\Delta}{2} \sigma_x, \quad (51)$$

where Δ is the tunneling amplitude between two states of the spin. Here we use Δ as the energy reference which fixes scales of other parameters, and set its value as $\Delta = 1$ for simplicity. The bath Hamiltonian and the coupling term are

$$H_E = \sum_k \omega_k b_k^\dagger b_k, \quad H_{dE} = \sigma_z \sum_k V_k (b_k^\dagger + b_k). \quad (52)$$

We set the spin to the z direction at the initial time $t = 0$ for which

$$\rho_d(0) = \begin{pmatrix} 1 & 0 \\ 0 & 0 \end{pmatrix}, \quad \langle \sigma_z(0) \rangle = 1, \quad \langle \sigma_x(0) \rangle = 0. \quad (53)$$

There is only a single bath, and thus the heat that flows out from the bath flows into the system and system-bath coupling part. The directly evaluated quantities are the heat current out from the bath $I(t)$, the system energy $E(t)$ and the interaction energy $W(t)$. The total heat that flows out from the bath is simply calculated numerically as $Q(t) = \sum_{i=0}^N I(t_i) \delta t$, and the change per unit time of the system energy is also evaluated simply as $\dot{E}(t_i) = [E(t_{i+1}) - E(t_i)] / \delta t$. The quantity $\dot{W}(t)$ is evaluated in the same way.

Set the system-bath coupling strength $\lambda = 0.1$, the heat current $I(t)$, along with time derivate quantities $\dot{E}(t)$, $\dot{W}(t)$ at different bath temperatures $T = 1$ and $T = 10$ are shown in Fig. 4. The heat that flows out from bath $Q(t)$, the system energy $E(t)$ and the interaction energy $W(t)$ are shown in Fig. 5.

It can be seen from Fig. 4 that at the beginning of the evolution, the current $I(t)$ and the quantity $\dot{W}(t)$ are both negative and their values are close. They reach a minimum soon, then tends to zero when approaching steady state. The magnitude of both $I(t)$ and $\dot{W}(t)$ is much larger than $\dot{E}(t)$, this means that the major energy change is not the heat transfer between system and bath but the interaction energy change due to the correlation of system and bath. In the asymptotic limit, transport quantities $I(t)$, $\dot{E}(t)$ and $\dot{W}(t)$ all tends to zero, as they should be.

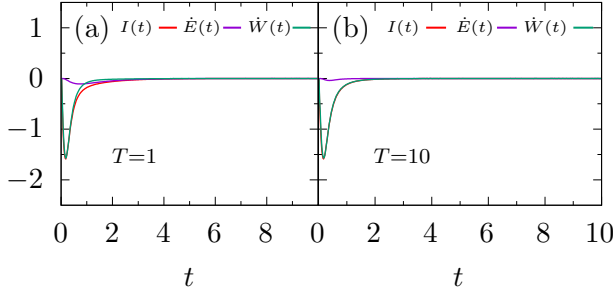


FIG. 4. The current $I(t)$ and time derivatives $\dot{E}(t)$ and $\dot{W}(t)$ with coupling strength $\lambda = 0.1$ at temperature (a) $T = 1$ and (b) $T = 10$.

The system energy is just $E(t) = \frac{\Delta}{2} \langle \sigma_x(t) \rangle$, and it tends to a negative value asymptotically at lower temperature $T = 1$, as shown in Fig. 5(a). In this case, the energy that flows out from the system becomes interaction energy and heat in the bath. Due to this amount of energy transfer, $\dot{W}(t)$ is slightly larger than $I(t)$, as shown in Fig. 4(a). At high temperature $T = 10$, the asymptotic value of $E(t)$ is close to zero [Fig. 5(b)], therefore there is not much energy flowing out from the system. In this case, $\dot{W}(t)$ and $I(t)$ almost coincide, as shown in Fig. 4(b).

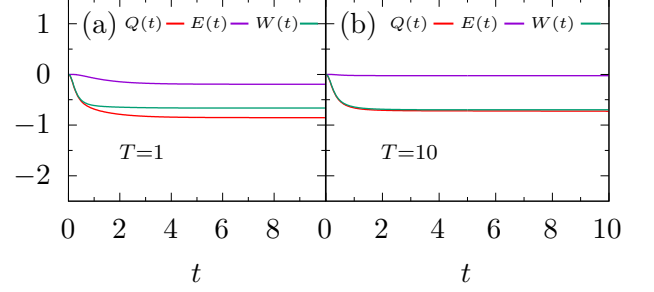


FIG. 5. The heat that flows out from bath $Q(t)$, the system energy $E(t)$ and interaction energy $W(t)$ with coupling strength $\lambda = 0.1$ at temperature (a) $T = 1$ and (b) $T = 10$.

V. SPIN-BOSON MODEL WITH TWO BATHS

It is clear that there would be no steady current with a single bath, thus it can be hardly called a transport problem. Now we consider a spin-boson model with two baths, in which the steady current exists when two baths are at different temperatures. Let us label two baths as 1st and 2nd. Correspondingly, the heat currents that flow out from the baths are denoted as $I_1(t)$ and $I_2(t)$, and the total heats that flow out from the baths are $Q_1(t)$ and $Q_2(t)$. The corresponding interaction energies are denoted as $W_1(t)$ and $W_2(t)$, and their time derivatives are $\dot{W}_1(t)$ and $\dot{W}_2(t)$.

We first consider the case where two baths are at different temperatures for which the 1st bath is at high temperature $T_1 = 10$ and 2nd bath is at lower temperature $T_2 = 1$. The coupling strengths between both baths are the same that $\lambda_1 = \lambda_2 = 0.1$. The results are shown in Fig. 6.

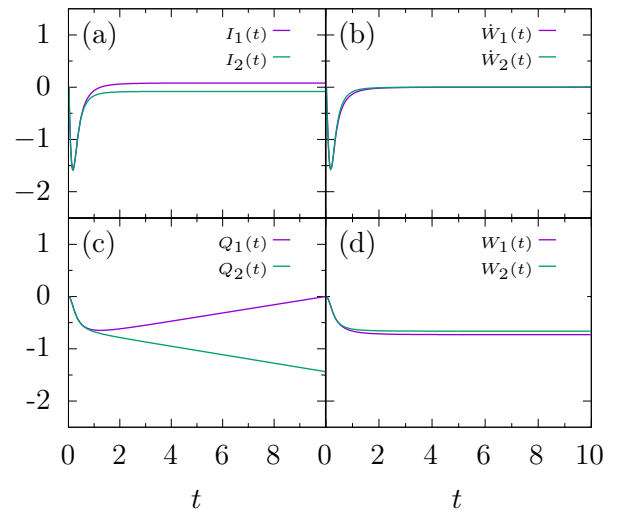


FIG. 6. Nonequilibrium transport process in two baths spin-boson model with same coupling strength $\lambda_1 = \lambda_2 = 0.1$ but at different temperatures $T_1 = 10$ and $T_2 = 1$.

We denote steady state quantities as their asymptotic limit

$$\dot{E}, \dot{W}_1, \dot{W}_2, I_1, I_2 = \lim_{t \rightarrow \infty} \dot{E}(t), \dot{W}_1(t), \dot{W}_2(t), I_1(t), I_2(t). \quad (54)$$

In steady state, the system energy remains constant and correspondingly $\dot{E} = 0$, therefore $\dot{E}(t)$ and $\dot{E}(t)$ are not shown in the figure. It can be seen that in steady state, the interaction energies $W_1(t)$ and $W_2(t)$ are constant [Fig. 6(d)] and correspondingly $\dot{W}_1 = \dot{W}_2 = 0$ [Fig. 6(b)]. In this case, the heat that flows out from one bath all flows into another bath, which indicates that a steady heat current between the two baths is established.

Figure 6(a) shows that in steady state I_1 is positive while I_2 is negative. This means that heat flows out from 1st bath to 2nd bath, i.e., flows from the bath of higher temperature to the bath of lower temperature. We can also see in Fig. 6(a) that $I_1 + I_2 = 0$, which expresses the energy conservation in steady state.

Because of the existence of steady heat current, the total heat flows out from baths $Q_\alpha(t)$ would not become constant, which can be seen from Fig. 6(c). In the beginning, both $Q_1(t)$ and $Q_2(t)$ are negative, this is because that interaction energy and system energy flow into baths. When steady state is established, $Q_1(t)$ increases linearly with time and eventually becomes positive, while $Q_2(t)$ decreases linearly.

Figure 7 shows the results when two baths are at the same temperature but with different coupling strengths. The parameters are $\lambda_1 = 0.1$, $\lambda_2 = 0.01$ and $T_1 = T_2 = 1$. In this case, λ_1 is much larger than λ_2 , and thus in the beginning the magnitude of $I_1(t)$ and $\dot{W}_1(t)$ are much larger than that of $I_2(t)$ and $\dot{W}_2(t)$ since much more energy can be extracted from $W_1(t)$. When arriving at steady state, both $I_1(t)$ and $I_2(t)$ tends to zero which shows that no steady current exists between two baths at the same temperature.

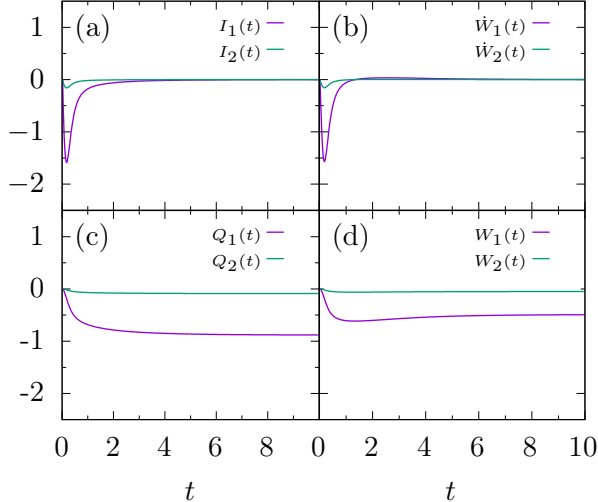


FIG. 7. Nonequilibrium transport process in spin-boson model with two baths at same temperature $T_1 = T_2 = 1$ but with different coupling strengths $\lambda_1 = 0.1$ and $\lambda_2 = 0.01$.

In a quantum transport problem with two baths, the observ-

able of interesting is often the symmetrized current

$$I(t) = \frac{1}{2}[I_1(t) - I_2(t)]. \quad (55)$$

The steady state current is denoted as $I = \lim_{t \rightarrow \infty} I(t)$.

The steady current is determined by the temperature bias between two baths. For convenience, we denote $T = T_2$ as the base temperature and $\Delta T = T_1 - T_2$ as temperature bias. Set the coupling strengths $\lambda_1 = \lambda_2 = 0.1$ and base temperature $T = 1$, the symmetrized heat currents with respect to time with $\Delta T = 10$ and $\Delta T = 1$ are shown in Fig. 8. It is clear that high temperature bias $\Delta T = 10$ induces a much larger current than by $\Delta T = 1$.

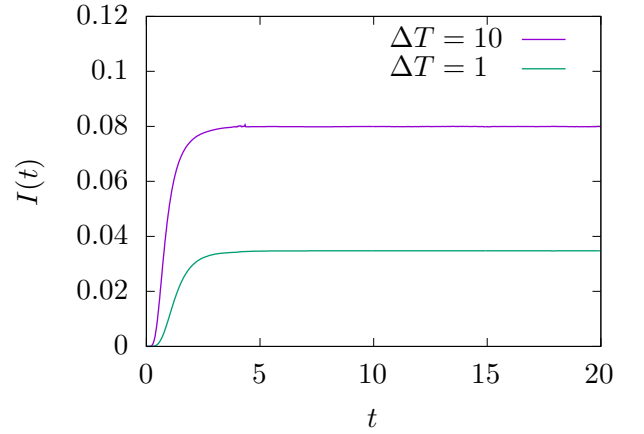


FIG. 8. The symmetrized current $I(t) = \frac{1}{2}[I_1(t) - I_2(t)]$ with temperature bias $\Delta T = 10$ and $\Delta T = 1$. The coupling strengths are $\lambda_1 = \lambda_2 = 0.1$ and the base temperature is $T = 1$.

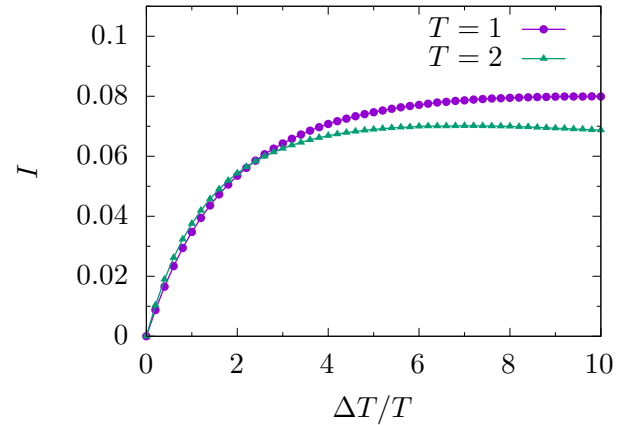


FIG. 9. Steady symmetrized currents with respect to $\Delta T/T$ with base temperature $T = 1$ and $T = 2$. The coupling strengths are $\lambda_1 = \lambda_2 = 0.1$.

The steady currents with respect to $\Delta T/T$ beyond the linear response regime with different base temperatures $T = 1$ and $T = 2$ are shown in Fig. 9. In a slightly nonequilibrium

situation, i.e., linear response regime, the steady heat current is supposed to be proportional to $\Delta T/T$. It can be seen that it is indeed the case when $\Delta T/T$ is small, while when $\Delta T/T$ becomes larger the linear response approximation fails. The magnitude of I will saturate when $\Delta T/T$ is large enough. For $T = 2$ case, the steady current even shows nonmonotonic dependence of temperature bias for which I can slightly decrease with increasing $\Delta T/T$. This is clearly a consequence of the non-Markovian effect.

VI. CONCLUSIONS

Iterative tensor multiplication based on path integral formalism is an important method to simulate reduced dynamics of quantum open systems. For fermionic environments, the corresponding tensor can be numerically obtained via the determinant formula [26–29]. For system linearly coupled to bosonic environments, the influence functional can be analytically represented by Feynman-Vernon formalism [13–15], and after discretization we obtain the corresponding tensor. The discretization scheme employed is usually the QUAPI method [16–18].

To handle quantum transport problems in path integral formalism, the knowledge of generating functional is necessary. It is shown that for fermionic environment the generating functional can be also obtained via the determinant formula and the iterative tensor multiplication scheme, then the current is obtained by a numerical differentiation [30–33].

The iterative tensor multiplication approach is numerical exact and fully non-Markovian, but its computational cost scales exponentially. Such a problem can be resolved for the system linearly coupled to the bosonic environment by TEMPO algorithm, where the tensor obtained via QUAPI is represented by MPS [34, 35] and thus the computational cost scales only polynomially.

In this article, we generalize TEMPO algorithm to nonequilibrium quantum transport problems. The generating functional is evaluated as a tensor network via QUAPI and TEMPO method, and its numerical differentiation gives the corresponding heat current. A key point in this evaluation scheme is that the auxiliary variable in generating functional needs to be handled in the same way as the system variable. That is, it should be treated as a path segment rather than a single variable and needs to be also discretized via QUAPI scheme.

A part of the heat that flows out from one bath flows into the system and other baths, and the rest becomes the interaction energy, i.e., the energy stored in the system-bath coupling part. The spin-boson model is used to demonstrate the details of such heat flowing. In addition, steady currents between two baths at different temperatures beyond the linear response regime are demonstrated.

Acknowledgement. This work is supported by the NSFC Grant No. 12104328.

Appendix A: Derivation of Path Integral Formalism

Here we give a detailed derivation of the path integral formalism. For simplicity, let us first consider the situation with a single bath consisting of a single boson mode. The generalization to continuous boson modes and multiple baths is straightforward. In this case, the bath Hamiltonian and the system-bath coupling are

$$H_E = \omega b^\dagger b, \quad H_{dE} = \sigma_z V(b^\dagger + b). \quad (A1)$$

The bath can be described by boson coherent states [47, 52] which is defined as the eigenstate of b that

$$b|\varphi\rangle = \varphi|\varphi\rangle, \quad \langle\varphi|b^\dagger = \langle\varphi|\bar{\varphi}, \quad (A2)$$

where φ is a complex number and $\bar{\varphi}$ is its complex conjugate. The identity operator in bath Hilbert space can be expressed in terms of coherent states as

$$\int \frac{d\bar{\varphi} d\varphi}{2\pi i} e^{-\bar{\varphi}\varphi} |\varphi\rangle\langle\varphi|. \quad (A3)$$

Accordingly, the trace over the bath can be written as

$$\text{Tr}_E[\cdots] = \int \frac{d\bar{\varphi} d\varphi}{2\pi i} e^{-\bar{\varphi}\varphi} \langle\varphi|\cdots|\varphi\rangle. \quad (A4)$$

Suppose states $|s\rangle$ spans the Hilbert space of the system, i.e., $\sum_s |s\rangle\langle s|$ is the identity operator in system Hilbert space, then the trace over the system can be expressed as

$$\text{Tr}_d[\cdots] = \sum_s \langle s|\cdots|s\rangle. \quad (A5)$$

Correspondingly, the identity operator in the whole Hilbert space can be written as

$$1 = \sum_s \int \frac{d\bar{\varphi} d\varphi}{2\pi i} e^{-\bar{\varphi}\varphi} |s\rangle\langle s| |\varphi\rangle\langle\varphi|. \quad (A6)$$

Insert the above identity operator every time step in (22) and employ the first order Trotter-Suzuki decomposition [53, 54] that

$$e^{\mp i\delta t H} = e^{\mp i\delta t \sigma_z V b^\dagger} e^{\mp i\delta t H_d} e^{\mp i\delta t H_E} e^{\mp i\delta t \sigma_z V b}, \quad (A7)$$

and we have

$$\begin{aligned} & \langle s_{\alpha+1}^+ \varphi_{\alpha+1}^+ | e^{-i\delta t H} | s_\alpha^+ \varphi_\alpha^+ \rangle \\ &= \langle s_{\alpha+1}^+ | e^{-i\delta t H_d} | s_\alpha^+ \rangle e^{a\bar{\varphi}_{\alpha+1}^+ \varphi_\alpha^+ - i\delta t V(s_{\alpha+1}^+ \bar{\varphi}_{\alpha+1}^+ + s_\alpha^+ \varphi_\alpha^+)}, \end{aligned} \quad (A8)$$

and

$$\begin{aligned} & \langle s_\alpha^- \varphi_\alpha^- | e^{i\delta t H} | s_{\alpha+1}^- \varphi_{\alpha+1}^- \rangle \\ &= \langle s_\alpha^- | e^{i\delta t H_d} | s_{\alpha+1}^- \rangle e^{a\bar{\varphi}_\alpha^- \varphi_{\alpha+1}^- + i\delta t V(s_\alpha^- \bar{\varphi}_\alpha^- + s_{\alpha+1}^- \varphi_{\alpha+1}^-)}. \end{aligned} \quad (A9)$$

The element of the reduced density matrix is then

$$\rho_d(s_N^\pm) = \sum_{s_0^\pm, \dots, s_{N-1}^\pm} K(s_0^\pm, \dots, s_N^\pm) F(s_0^\pm, \dots, s_N^\pm), \quad (\text{A10})$$

where $K(s_0^\pm, \dots, s_N^\pm)$ is the bare system propagator

$$\langle s_N^+ | e^{-iH_d \delta t} | s_{N-1}^+ \rangle \cdots \langle s_0^+ | \rho_d(0) | s_0^- \rangle \cdots \langle s_{N-1}^- | e^{iH_d \delta t} | s_N^- \rangle. \quad (\text{A11})$$

Define two vectors of $2N - 1$ elements as

$$\bar{\varsigma} = (s_0^+, \dots, s_{N-1}^+, s_N^-, s_{N-1}^-, \dots, s_0^-), \quad (\text{A12})$$

and

$$\varsigma = (s_0^+, \dots, s_{N-1}^+, s_N^+, s_{N-1}^-, \dots, s_0^-). \quad (\text{A13})$$

Note that here $\bar{\varsigma}$ is not the Hermitian conjugate of ς , the bar over $\bar{\varsigma}$ is just a symbol for convenience. Besides, we define a time interval operator on the contour dt as δt when acting on s on the forward branch and $-\delta t$ on the backward branch. Due to the trace over the bath, we have $\varphi(t_N^+) = \bar{\varphi}_N$ and $\varphi(t_N^-) = \varphi_N$. Denote a vector $\varphi = (\varphi_0^+, \dots, \varphi_{N-1}^+, \varphi_N, \varphi_{N-1}^-, \dots, \varphi_0^-)$ and $\bar{\varphi}$ as its Hermitian conjugate, the influence functional $F(s_0^\pm, \dots, s_N^\pm)$ can be written as

$$\int D[\bar{\varphi}\varphi] e^{-\sum_{j=0}^{2N-1} \sum_{k=0}^{2N-1} \bar{\varphi}_j S_{jk} \varphi_k - i \int dt V(\bar{\varsigma} \varphi + \varsigma \bar{\varphi})}, \quad (\text{A14})$$

where

$$D[\bar{\varphi}\varphi] = \prod_{k=1}^{2N-1} \frac{d\bar{\varphi}_k d\varphi_k}{2\pi i}. \quad (\text{A15})$$

This expression can be written in a more compact form as

$$\int D[\bar{\varphi}\varphi] e^{-\bar{\varphi} S \varphi - i \int dt V(\bar{\varsigma} \varphi + \varsigma \bar{\varphi})}, \quad (\text{A16})$$

where S is a $(2N - 1) \times (2N - 1)$ matrix

$$S = \begin{pmatrix} 1 & & & & e^{-\omega/T} \\ -a & 1 & & & \\ & -a & \ddots & & \\ & & 1 & & \\ & & -\bar{a} & \ddots & \\ & & & 1 & \\ & & & -\bar{a} & 1 \end{pmatrix}, \quad (\text{A17})$$

where $a = e^{-i\delta t \omega}$ and $\bar{a} = e^{i\delta t \omega}$. The expression (A16) can be carried out via Gaussian integral as

$$F(s_0^\pm, \dots, s_N^\pm) = [\det S]^{-1} e^{-V^2 \int dt \bar{\varsigma} S^{-1} dt \varsigma}. \quad (\text{A18})$$

The determinant of S is just $1 - e^{-\omega/T}$ and then $[\det S]^{-1}$ gives the partition function of the free bath. The element of

inverse matrix S_{ij}^{-1} is just the contour Green's function for which

$$S_{ij}^{-1} = G(t_i, t_j), \quad (\text{A19})$$

where $G(t_i, t_j) = \langle T_C b(t_i) b^\dagger(t_j) \rangle_0$. Therefore in the continuous limit, the influence functional can be written as

$$F[s] = e^{-\int_C dt' \int_C dt'' s(t') \Delta(t', t'') s(t'')}, \quad (\text{A20})$$

where

$$\Delta(t', t'') = V^2 G(t', t''). \quad (\text{A21})$$

Now let us evaluate the generating functional

$$\rho_d^\xi(t) = \text{Tr}_E[\rho(t) e^{\xi V \omega b}]. \quad (\text{A22})$$

With such an extra source term, the influence functional (A16) before Gaussian integral becomes

$$\int D[\bar{\varphi}\varphi] e^{-\bar{\varphi} S \varphi - i \int dt V(\bar{\varsigma} \varphi + \varsigma \bar{\varphi}) + \xi V \omega \varphi_N}, \quad (\text{A23})$$

then after the Gaussian integral we have an extra term

$$X_\xi[s] = e^{-i\xi \int_C dt' s(t') \Gamma(t', t_N^-)}, \quad (\text{A24})$$

where $\Gamma(t', t'') = \omega V^2 G(t', t'')$. For generating functional $\rho_d^\chi(t) = \text{Tr}_E[\rho(t) e^{\chi V b}]$, we can apply the same procedure and obtain an extra term

$$Y_\chi[s] = e^{-i\chi \int_C dt' s(t') \Delta(t', t_N^-)}. \quad (\text{A25})$$

Now let us turn to the situation with a single bath consisting of continuous boson modes. In this case, the bath Hamiltonian and the system-bath coupling are same to (52). Following the same procedure, we shall find that the influence functional now writes

$$F[s] = \prod_k F_k[s], \quad (\text{A26})$$

where

$$F_k[s] = e^{-\int_C dt' \int_C dt'' s(t') \Delta_k(t', t'') s(t'')}, \quad (\text{A27})$$

with $[G_k(t', t'') = \langle T_C b_k(t') b_k^\dagger(t'') \rangle_0]$

$$\Delta_k(t', t'') = V_k^2 G_k(t', t''). \quad (\text{A28})$$

Therefore

$$F[s] = e^{-\sum_k \int_C dt' \int_C dt'' s(t') \Delta_k(t', t'') s(t'')} = e^{-\int_C dt' \int_C dt'' s(t') \Delta(t', t'') s(t'')}, \quad (\text{A29})$$

where

$$\Delta(t', t'') = \sum_k V_k^2 G_k(t', t'') = \int d\omega J(\omega) G_\omega(t', t''). \quad (\text{A30})$$

Here $G_\omega(t', t'')$ is $G_k(t', t'')$ when $\omega_k = \omega$. Similarly, we have

$$X_\xi[s] = e^{-i\xi \int_C dt' s(t') \Gamma(t', t_N^-)}, \quad (\text{A31})$$

where

$$\Gamma(t', t'') = \sum_k \omega_k V_k^2 G_k(t', t'') = \int d\omega \omega J(\omega) G_\omega(t', t''), \quad (\text{A32})$$

and

$$Y_\chi[s] = e^{-i\chi \int_C dt' s(t') \Delta(t', t_N^-)}. \quad (\text{A33})$$

The extension to multiple baths is the same as what we have done above, and finally we shall obtain the path integral formulas shown in Sec. III A.

Appendix B: Discretization Scheme

Here we represent the details of the discretization scheme of the path integral formalism. The specific form of the contour ordered Green's function are

$$G_{\alpha k}^{++}(t' - t'') = \begin{cases} (1 + n_{\alpha k}) e^{-i\omega_{\alpha k}(t' - t'')}, & t' \geq t''; \\ n_{\alpha k} e^{-i\omega_{\alpha k}(t' - t'')}, & t' < t'', \end{cases} \quad (\text{B1})$$

$$G_{\alpha k}^{--}(t' - t'') = \begin{cases} n_{\alpha k} e^{-i\omega_{\alpha k}(t' - t'')}, & t' \geq t''; \\ (1 + n_{\alpha k}) e^{-i\omega_{\alpha k}(t' - t'')}, & t' < t'', \end{cases} \quad (\text{B2})$$

$$G_{\alpha k}^{+-}(t' - t'') = n_{\alpha k} e^{-i\omega_{\alpha k}(t' - t'')}, \quad (\text{B3})$$

$$G_{\alpha k}^{-+}(t' - t'') = (1 + n_{\alpha k}) e^{-i\omega_{\alpha k}(t' - t'')}, \quad (\text{B4})$$

where $n_{\alpha k} = (e^{\omega_{\alpha k}/T_\alpha} - 1)^{-1}$ is the Bose-Einstein distribution function. Substituting the above specific form of G into (30) and noticing that the area integral $\int_0^t dt' \int_0^t dt''$ can be split as $\int_{t' \geq t''} dt' dt''$ and $\int_{t' < t''} dt' dt''$, we shall obtain a specific form of $F_\alpha[s]$ as (39). In order to discretize the influence functional $F_\alpha[s]$, we need to discretize the autocorrelation function (40) according to formula (42) and (43).

Now let us turn to the generating functional term $X_{\xi_\alpha}[s]$, whose path integral formalism is (33). The second argument in $\Gamma_\alpha(t', t_N^-)$ is fixed at the starting point of the backward branch, therefore when t' is on the forward branch we have Γ_α^{+-} and when t' is on the backward branch we have Γ_α^{--} . The contour integral in (33) is thus

$$\begin{aligned} & \int_C dt' s_\alpha(t') \Gamma_\alpha(t', t_N^-) \\ &= \int_0^t dt' [s_\alpha^+(t') \Gamma_\alpha^{+-}(t', t) - s_\alpha^-(t') \Gamma_\alpha^{--}(t', t)]. \end{aligned} \quad (\text{B5})$$

Applying QUAPI scheme to the above formula, we shall obtain the discretization formula (46).

Similar to the situation of $X_{\xi_\alpha}[s]$, the contour integral in $Y_{\xi_\alpha}[s]$, whose path integral formalism is (36), is

$$\begin{aligned} & \int_C dt' s_\alpha(t') \Delta_\alpha(t', t_N^-) \\ &= \int_0^t dt' [s_\alpha^+(t') \Delta_\alpha^{+-}(t', t) - s_\alpha^-(t') \Delta_\alpha^{--}(t', t)]. \end{aligned} \quad (\text{B6})$$

Therefore after the discretization, we have

$$Y_{\chi_\alpha}[s] = e^{-i\chi_\alpha \sum_{j=0}^N s_{\alpha j}^+ \zeta_{jN}^{+-} - s_{\alpha j}^- \zeta_{jN}^{--}}, \quad (\text{B7})$$

where for $j \neq N$

$$\zeta_{jN}^{+-} = \frac{1}{\delta t} \int_{(N-\frac{1}{2})\delta t}^{(N+\frac{1}{2})\delta t} dt' \int_{(j-\frac{1}{2})\delta t}^{(j+\frac{1}{2})\delta t} dt'' \Delta_\alpha^{+-}(t'' - t'), \quad (\text{B8})$$

$$\zeta_{jN}^{--} = \frac{1}{\delta t} \int_{(N-\frac{1}{2})\delta t}^{(N+\frac{1}{2})\delta t} dt' \int_{(j-\frac{1}{2})\delta t}^{(j+\frac{1}{2})\delta t} dt'' \Delta_\alpha^{--}(t'' - t'), \quad (\text{B9})$$

and for $j = N$

$$\zeta_{NN}^{+-} = \frac{1}{\delta t} \int_{(N-\frac{1}{2})\delta t}^{(N+\frac{1}{2})\delta t} dt' \int_{(N-\frac{1}{2})\delta t}^{t'} dt'' \Delta_\alpha^{+-}(t'' - t'), \quad (\text{B10})$$

$$\zeta_{NN}^{--} = \frac{1}{\delta t} \int_{(N-\frac{1}{2})\delta t}^{(N+\frac{1}{2})\delta t} dt' \int_{(N-\frac{1}{2})\delta t}^{t'} dt'' \Delta_\alpha^{--}(t'' - t'). \quad (\text{B11})$$

Note that here t' is always not greater than t , according to (34) the specific form of Γ_α^{+-} and Γ_α^{--} are

$$\Gamma_\alpha^{+-}(t' - t) = \int d\omega \omega J(\omega) n_\alpha(\omega) e^{-i\omega(t' - t)}, \quad (\text{B12})$$

and

$$\Gamma_\alpha^{--}(t' - t) = \int d\omega \omega J(\omega) [1 + n_\alpha(\omega)] e^{-i\omega(t' - t)}, \quad (\text{B13})$$

where $n_\alpha(\omega) = (e^{\omega/T_\alpha} - 1)^{-1}$ is the Bose-Einstein distribution function for α th bath. Similarly, according to (31), the specific form of Δ_α^{+-} and Δ_α^{--} are

$$\Delta_\alpha^{+-}(t' - t) = \int d\omega J(\omega) n_\alpha(\omega) e^{-i\omega(t' - t)}, \quad (\text{B14})$$

and

$$\Delta_\alpha^{--}(t' - t) = \int d\omega J(\omega) [1 + n_\alpha(\omega)] e^{-i\omega(t' - t)}. \quad (\text{B15})$$

At last, we list explicit formulas for these coefficients after the discretization as

$$\eta_{jk} = 2 \int_0^\infty d\omega \frac{J_\alpha(\omega)}{\omega^2} \left[\coth \frac{\omega}{2T_\alpha} \cos[\omega(j-k)\delta t] - i \sin \omega(j-k)\delta t \right] (1 - \cos \omega \delta t), \quad j \neq k; \quad (\text{B16})$$

$$\eta_{jj} = \int_0^\infty d\omega \frac{J_\alpha(\omega)}{\omega^2} \left[\coth \frac{\omega}{2T_\alpha} (1 - \cos \omega \delta t) - i(\omega \delta t - \sin \omega \delta t) \right], \quad (\text{B17})$$

$$\gamma_{jN}^{+-} = 2 \int_0^\infty d\omega \frac{J_\alpha(\omega)}{\omega} n_\alpha(\omega) e^{-i\omega(j-N)\delta t} (1 - \cos \omega \delta t), \quad j \neq N, \quad (\text{B18})$$

$$\gamma_{jN}^{--} = 2 \int_0^\infty d\omega \frac{J_\alpha(\omega)}{\omega} [1 + n_\alpha(\omega)] e^{-i\omega(j-N)\delta t} (1 - \cos \omega \delta t), \quad j \neq N, \quad (\text{B19})$$

$$\gamma_{NN}^{+-} = \int_0^\infty d\omega \frac{J_\alpha(\omega)}{\omega} n_\alpha(\omega) [(1 + i\omega \delta t) - e^{i\omega \delta t}], \quad (\text{B20})$$

$$\gamma_{NN}^{--} = \int_0^\infty d\omega \frac{J_\alpha(\omega)}{\omega} [1 + n_\alpha(\omega)] [(1 + i\omega \delta t) - e^{i\omega \delta t}], \quad (\text{B21})$$

$$\zeta_{jN}^{+-} = 2 \int_0^\infty d\omega \frac{J_\alpha(\omega)}{\omega^2} n_\alpha(\omega) e^{-i\omega(j-N)\delta t} (1 - \cos \omega \delta t), \quad j \neq N, \quad (\text{B22})$$

$$\zeta_{jN}^{--} = 2 \int_0^\infty d\omega \frac{J_\alpha(\omega)}{\omega^2} [1 + n_\alpha(\omega)] e^{-i\omega(j-N)\delta t} (1 - \cos \omega \delta t), \quad j \neq N, \quad (\text{B23})$$

$$\zeta_{NN}^{+-} = \int_0^\infty d\omega \frac{J_\alpha(\omega)}{\omega^2} n_\alpha(\omega) [(1 + i\omega \delta t) - e^{i\omega \delta t}], \quad (\text{B24})$$

$$\zeta_{NN}^{--} = \int_0^\infty d\omega \frac{J_\alpha(\omega)}{\omega^2} [1 + n_\alpha(\omega)] [(1 + i\omega \delta t) - e^{i\omega \delta t}]. \quad (\text{B25})$$

-
- [1] Y. Meir and N. S. Wingreen, *Physical Review Letters* **68**, 2512 (1992).
[2] T. Brandes, R. Aguado, and G. Platero, *Physical Review B* **69**, 205326 (2004).
[3] J.-S. Wang, *Physical Review Letters* **99**, 160601 (2007).
[4] J.-S. Wang, B. K. Agarwalla, H. Li, and J. Thingna, *Frontiers of Physics* **9**, 673 (2013).
[5] D. Segal, *Physical Review B* **87**, 195436 (2013).
[6] J.-T. Lü, R. B. Christensen, J.-S. Wang, P. Hedegård, and M. Brandbyge, *Physical Review Letters* **114**, 096801 (2015).
[7] S. Dorsch, A. Svilans, M. Josefsson, B. Goldoian, M. Kumar, C. Thelander, A. Wacker, and A. Burke, *Nano Letters* **21**, 988 (2021).
[8] D. Segal and A. Nitzan, *Physical Review Letters* **94**, 034301 (2005).
[9] D. Segal, *Physical Review B* **73**, 205415 (2006).
[10] J. Thingna, J. L. García-Palacios, and J.-S. Wang, *Physical Review B* **85**, 195452 (2012).
[11] F. Bucchieri, A. Nava, R. Egger, P. Sodano, and D. Giuliano, *Physical Review B* **105**, L081403 (2022).
[12] S. Häusler, P. Fabritius, J. Mohan, M. Lebrat, L. Corman, and T. Esslinger, *Physical Review X* **11**, 021034 (2021).
[13] R. P. Feynman and F. L. Vernon, *Annals of Physics* **24**, 118 (1963).
[14] U. Weiss, *Quantum Dissipative Systems* (World Scientific, Singapore, 1993).
[15] A. O. Caldeira and A. J. Leggett, *Physica A* **121**, 587 (1983).
[16] D. E. Makarov and N. Makri, *Physical Review A* **48**, 3626 (1993).
[17] N. Makri, *Journal of Mathematical Physics* **36**, 2430 (1995).
[18] N. S. Dattani, F. A. Pollock, and D. M. Wilkins, *Quantum Physics Letters* **1**, 35 (2012).
[19] D. E. Makarov and N. Makri, *Chemical Physics Letters* **221**, 482 (1994).

- [20] D. E. Makarov and N. Makri, [Physical Review E](#) **52**, 5863 (1995).
- [21] A. A. Golosov, R. A. Friesner, and P. Pechukas, [The Journal of Chemical Physics](#) **110**, 138 (1999).
- [22] J. Shao and N. Makri, [The Journal of Chemical Physics](#) **116**, 507 (2002).
- [23] M. Thorwart, J. Eckel, and E. R. Mucciolo, [Physical Review B](#) **72**, 235320 (2005).
- [24] P. Nalbach and M. Thorwart, [Physical Review Letters](#) **103**, 220401 (2009).
- [25] L. Arceci, S. Barbarino, R. Fazio, and G. E. Santoro, [Physical Review B](#) **96**, 054301 (2017).
- [26] D. Segal, A. J. Millis, and D. R. Reichman, [Physical Review B](#) **82**, 205323 (2010).
- [27] B. K. Agarwalla and D. Segal, [The Journal of Chemical Physics](#) **147**, 054104 (2017).
- [28] R. Chen and X. Xu, [Physical Review B](#) **100**, 115437 (2019).
- [29] R. Chen, [Physical Review B](#) **101**, 125426 (2020).
- [30] S. Weiss, J. Eckel, M. Thorwart, and R. Egger, [Physical Review B](#) **77**, 195316 (2008).
- [31] D. Segal, A. J. Millis, and D. R. Reichman, [Physical Chemistry Chemical Physics](#) **13**, 14378 (2011).
- [32] S. Bedkihal and D. Segal, [Physical Review B](#) **85**, 155324 (2012).
- [33] L. Simine and D. Segal, [The Journal of Chemical Physics](#) **138**, 214111 (2013).
- [34] A. Strathearn, P. Kirton, D. Kilda, J. Keeling, and B. W. Lovett, [Nature Communications](#) **9**, 3322 (2018).
- [35] D. Gribben, D. M. Rouse, J. Iles-Smith, A. Strathearn, H. Maguire, P. Kirton, A. Nazir, E. M. Gauger, and B. W. Lovett, [PRX Quantum](#) **3**, 010321 (2022).
- [36] M. R. Jørgensen and F. A. Pollock, [Physical Review Letters](#) **123**, 240602 (2019).
- [37] D. Gribben, A. Strathearn, G. E. Fux, P. Kirton, and B. W. Lovett, (2021), [10.48550/arXiv.2106.04212](#), [arXiv:2106.04212](#).
- [38] M. F. Ludovico, J. S. Lim, M. Moskalets, L. Arrachea, and D. Sánchez, [Physical Review B](#) **89**, 161306 (2014).
- [39] M. Ludovico, L. Arrachea, M. Moskalets, and D. Sánchez, [Entropy](#) **18**, 419 (2016).
- [40] M. F. Ludovico, M. Moskalets, D. Sánchez, and L. Arrachea, [Physical Review B](#) **94**, 035436 (2016).
- [41] M. F. Ludovico, L. Arrachea, M. Moskalets, and D. Sánchez, [Physical Review B](#) **97**, 041416 (2018).
- [42] A. Caldeira and A. Leggett, [Annals of Physics](#) **149**, 374 (1983).
- [43] L. V. Keldysh, [Soviet Physics JETP](#) **20**, 1018 (1965).
- [44] E. M. Lifshitz and L. P. Pitaevskii, *Course of Theoretical Physics Volume 10: Physical Kinetics* (Elsevier, 1981).
- [45] A. Kamenev and A. Levchenko, [Advances in Physics](#) **58**, 197 (2009).
- [46] H. Grabert, P. Schramm, and G.-L. Ingold, [Physics Reports](#) **168**, 115 (1988).
- [47] J. W. Negele and H. Orland, *Quantum Many-Particle Systems* (Westview Press, 1998).
- [48] P. Nalbach, A. Ishizaki, G. R. Fleming, and M. Thorwart, [New Journal of Physics](#) **13**, 063040 (2011).
- [49] H. Oshiyama, N. Shibata, and S. Suzuki, [Journal of the Physical Society of Japan](#) **89**, 104002 (2020).
- [50] H. Oshiyama, S. Suzuki, and N. Shibata, [Physical Review Letters](#) **128**, 170502 (2022).
- [51] A. J. Leggett, S. Chakravarty, A. T. Dorsey, M. P. A. Fisher, A. Garg, and W. Zwerger, [Reviews of Modern Physics](#) **59**, 1 (1987).
- [52] W.-M. Zhang, D. H. Feng, and R. Gilmore, [Reviews of Modern Physics](#) **62**, 867 (1990).
- [53] H. F. Trotter, [Proceedings of the American Mathematical Society](#) **10**, 545 (1959).
- [54] M. Suzuki, [Communications in Mathematical Physics](#) **51**, 183 (1976).