

# Machine-learning Kohn-Sham potential from dynamics in time-dependent Kohn-Sham systems

Jun Yang and James Whitfield

*Department of Physics and Astronomy,  
Dartmouth College. Hanover, NH 03755*

(Dated: July 5, 2022)

## Abstract

A machine learning method to develop the energy functional and the Kohn-Sham potential of a time-dependent Kohn-Sham(TDKS) system is proposed. The method is based on the dynamics of the Kohn-Sham system, so no data of the exact Kohn-Sham potential is required for training the model. We demonstrate the results of our method with a 1d harmonic oscillator example and a 1d two-electron example. We show that the machine-learned Kohn-Sham potential matches the exact Kohn-Sham potential in the absence of memory effect. In the case where there is a memory effect, our method can still capture the dynamics of the Kohn-Sham system. The machine learning method developed in this article provides an insight into making a better approximation to the energy functional and the Kohn-Sham potential in the TDKS system.

## I. INTRODUCTION

One of the biggest challenges in time-dependent density functional theory(TDDFT) is to find a good approximation to the Kohn-Sham potential  $v_{KS}(\mathbf{r}, t)$  in the TDKS system. The Runge-Gross theorem[1] guarantees that the Kohn-Sham potential is uniquely determined(up to a purely time-dependent function) by the time-dependent electronic density  $n(\mathbf{r}, t)$  for a given initial many-body state  $\Psi(\mathbf{r}, t_0)$  and initial Kohn-Sham orbitals  $\Phi(\mathbf{r}, t_0)$ . The associated Kohn-Sham potential is often written as a sum of three terms  $v_{KS}[n](\mathbf{r}, t) = v_{ext}(\mathbf{r}, t) + v_H[n](\mathbf{r}, t) + v_{xc}(\mathbf{r}, t)$ , where the first term is the external potential, the second term is the Hartree potential describing the classical electron-electron interaction. The first two terms are numerically easy, which can be calculated explicitly given the electronic density. While the last term, exchange-correlation(xc) potential, involving all the complex and non-trivial effects, is hard to be calculated numerically. So the real blocker of finding a good approximation to the Kohn-Sham potential is finding a good approximation to the xc-potential.

Many approximation methods to the xc-potential have been developed with the development of TDDFT, commonly used methods include local density approximation(LDA), generalized gradient approximation(GGA), and meta-generalized gradient approximation(meta-GGA)[2–4], etc. Besides these traditional explicit constructions, recent works have provided approximation methods via machine learning techniques[5, 6], both works require the exact xc-potential as the training set. So a natural question is, can we develop a machine-learning-based method to approximate the energy functional, thus the Kohn-Sham potential and the xc-potential, with access to the data of Kohn-Sham orbitals only?

A similar question in classical mechanics has been extensively investigated by researchers from the artificial intelligence community. Several different types of neural networks have been developed to learn the potential from the classical trajectories. The well-trained model can be further utilized to predict the trajectories that are not contained in the training set. Most of the neural networks in learning classical dynamics can be classified into two categories, the Hamiltonian neural network(HNN)[7–11] and the Lagrangian neural network(LNN)[12]. HNN incorporates Hamilton’s equations into the neural network. LNN leverages the idea from the Lagrangian equation. Though promising results have been achieved in learning classical mechanics, this method has not been generalized to the quan-

tum regime.

Our work generalizes the idea of HNN to the quantum regime. We propose a machine-learning method to investigate the Kohn-Sham system under adiabatic approximation, and give a positive answer to the question we put forward above. In section II, we establish the connection between the Kohn-Sham equations and Hamilton's equations. The connection lies as the cornerstone for the construction of our neural network. In section III, we present our results with a harmonic oscillator example and a two-electron example. Conclusions and summaries are offered in section IV.

## II. KOHN-SHAM EQUATIONS AND HAMILTON'S EQUATIONS

Before discussing the Kohn-Sham equations, we will first go through the relation between the time-dependent Schrodinger equation and Hamilton's equations. In fact, the Kohn-Sham equations in TDDFT are time-dependent Schrödinger equations describing non-interacting particles. The requirement for the Kohn-Sham equations in TDDFT is that the density reproduced from the non-interacting system should be the same as the density of the original interacting system[1, 13].

### A. Schrödinger equation and Hamilton's equations

The Schrödinger equation reads (in atomic units throughout the article)

$$i \frac{\partial}{\partial t} |\psi(t)\rangle = \hat{H} |\psi(t)\rangle \quad (1)$$

The linear combination of basis states  $|\psi(t)\rangle = \sum_k c_k(t) |k\rangle$  of the given state  $|\psi(t)\rangle$  allows us to rewrite the Schrödinger equation into the form of a vector differential equation

$$i\dot{\mathbf{c}}(t) = \mathbf{H}\mathbf{c}(t) \quad (2)$$

where  $\mathbf{c}(t) = [c_1(t), \dots, c_n(t), \dots]^T$  is the coefficients vector,  $\mathbf{H}$  is the matrix representation of the Hamiltonian  $\hat{H}$  with the matrix elements being  $H_{ij} = \langle i|\hat{H}|j\rangle$ . To uncover the relation between the Schrödinger equation and Hamilton's equations, we define an energy functional  $E[\mathbf{c}] = \bar{\mathbf{c}}^T \mathbf{H} \mathbf{c}$  and separate the coefficients vector into a real part and a imaginary part  $\mathbf{c}(t) = \frac{1}{\sqrt{2}}(\mathbf{q}(t) + i\mathbf{p}(t))$ , where  $\mathbf{q}(t) = \sqrt{2}\text{Rec}(t)$ ,  $\mathbf{p}(t) = \sqrt{2}\text{Imc}(t)$ . With the definition

of the energy functional, we obtain the following equations with respect to the real and imaginary part of the coefficients (see Appendix A for the details of the proof)

$$\frac{\partial E[\mathbf{c}(t)]}{\partial p_k(t)} = \dot{q}_k(t), \frac{\partial E[\mathbf{c}(t)]}{\partial q_k(t)} = -\dot{p}_k(t), k = 1, 2, \dots \quad (3)$$

The form of these equations are identical to that of the Hamilton's equation in classical mechanics. For simplicity, we can also write Eq. 3 in a compact form

$$i\dot{\mathbf{c}}(t) = \frac{\partial E[\mathbf{c}(t)]}{\partial \bar{\mathbf{c}}(t)} \quad (4)$$

This equation connects the Schrödinger equation and Hamilton's equation. In the next section, we will see how Kohn-Sham equations are connected to Hamilton's equations with a similar treatment.

## B. Kohn-Sham equations and Hamilton's equation

To derive similar equations in the time-dependent Kohn-Sham system, we need to go a bit beyond the Schrödinger equation in the above section and design a different energy functional expression. To simplify things, we assume the adiabatic approximation  $v_{xc}[n](\mathbf{r}, t) = v_{xc}[n(t)](\mathbf{r})$  in the whole article[14–16], which is commonly used in TDDFT calculation. The adiabatic approximation means the exchange-correlation potential depends on the instantaneous electron density  $n(t)$  only. There are two reasons for using the adiabatic approximation. One is that the energy functional under adiabatic approximation is a functional of the instantaneous electron density, as a consequence the xc-potential can be calculated from the xc-energy functional by  $v_{xc}[n(t)](\mathbf{r}) = \frac{\delta E_{xc}[n(t)]}{\delta n(t)}$ . The other consideration is that it is more convenient to construct a neural network that maps the instantaneous electron density to the energy functional.

Although the adiabatic approximation is widely used in TDDFT calculation, it often underestimates the complexity of the xc-potential. In fact, the exact xc-potential at time  $t$  is often dependent on the electron density at all previous times, leading to the so-called memory effect[17–19]. It is worth noting that such a complicated dependence on the history of the electron density is neglected by the adiabatic approximation. Thus for a system where the memory effect is not negligible, our machine learning method may not provide the exact Kohn-Sham potential. In the results part of this article, we will confirm it with examples.

With the adiabatic approximation, we can now discuss the relation between the Kohn-Sham equations and the Hamilton's equations. Notice that the Kohn-Sham equations in TDDFT are time-dependent Schrödinger equations describing the non-interacting particles,

$$i\frac{\partial}{\partial t}|\phi_m(t)\rangle = \left(-\frac{\nabla^2}{2} + v_{ext}(\mathbf{r}, t) + v_H[n(t)](\mathbf{r}) + v_{xc}[n(t)](\mathbf{r})\right)|\phi_m(t)\rangle, m = 1, 2, \dots \quad (5)$$

where  $m$  labels the  $m$ -th Kohn-Sham orbital. The corresponding energy functional is given by

$$E[n(t)] = -\sum_i \langle \phi_i(t) | \frac{\nabla^2}{2} | \phi_i(t) \rangle + E_H[n(t)] + E_{ext}[n(t)] + E_{xc}[n(t)] \quad (6)$$

Similar to the previous discussion, it's possible to rewrite the Kohn-Sham equations into vector differential equations in terms of the coefficients of the Kohn-Sham orbitals.

$$i\dot{\mathbf{c}}_m(t) = \mathbf{H}[\mathbf{c}]\mathbf{c}_m(t) \quad (7)$$

where  $\mathbf{c}_m(t)$ 's are the coefficients of the  $m$ -th Kohn-Sham orbital, and the matrix element of  $\mathbf{H}[\mathbf{c}(t)]$  is given by  $\langle i | \hat{H}[n(t)] | j \rangle$ .

Similarly, we can show that the Hamilton's equations hold in Kohn-Sham system under the adiabatic approximation as well, the details of the proof is shown in Appendix B.

$$i\dot{\mathbf{c}}_m(t) = \frac{\partial E[n(t)]}{\partial \bar{\mathbf{c}}_m(t)}, m = 1, 2, \dots \quad (8)$$

Eq. 8 along with Eq. 3 serves as the cornerstone for our machine learning method, of which the details will be discussed in the next section.

### C. Machine learning energy functional

From this part to the end, the discussion is limited to the 1-dimensional system. In this section, we'll demonstrate how we incorporate the equations derived above into the neural networks.

Before discussing the technical details, we need to prepare the data set. We pick  $n$  basis functions, in our work, the sinc discrete variable representation(DVR) basis  $\langle x | k \rangle =$

$\sqrt{\Delta x} \frac{\text{sinc}\left[\frac{\pi(x-k\Delta x)}{\Delta x}\right]}{\pi(x-k\Delta x)}$  is used[20, 21], where  $\Delta x$  is the grid's spacing. Then the coefficient vectors calculated at  $N$  different timestamp corresponding to the basis functions are chosen as our data set.

The structure of our neural network is shown in Fig. 1. The input layer of the neural network has  $2n$  entries, the first  $n$  entries are for the scaled real part of the coefficients at time  $t$ , the last  $n$  entries are for the scaled imaginary part of the coefficients. There are two hidden layers. There is one scalar as the output layer representing the energy functional of the system in our neural network. Let  $\mathbf{y}^{(i)}$  be the variable vector of the  $i$ -th layer, the  $i$ -th and the  $i + 1$ -th layer are connected by

$$\mathbf{y}^{(i+1)} = \Phi(\mathbf{W}^{(i)}\mathbf{y}^{(i)} + \mathbf{b}^{(i)}) \quad (9)$$

where  $\Phi(\cdot)$  is the non-linear activation function. In the numerical experiments we carried out,  $\Phi(x) = \tanh x$  and  $\Phi(x) = \text{softplus}(x)$  were used.

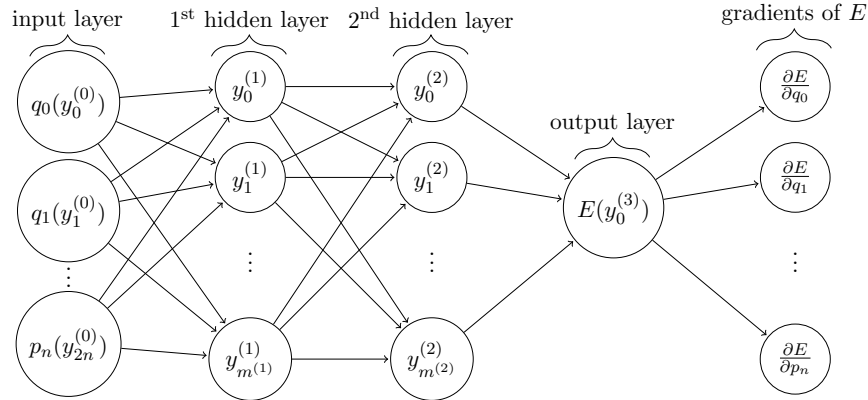


FIG. 1: The structure of our neural network.  $q_i = \sqrt{2}\text{Re}c_i$ 's are the scaled real part of the coefficients,  $p_i = \sqrt{2}\text{Im}c_i$ 's are the scaled imaginary part of the coefficients. The scaled real and imaginary parts of the coefficients at time  $t$  are fed into the neural network as our inputs. There are two hidden layers. Neurons are connected by non-linear activation functions (in the numerical experiments we carried out, softplus and tanh were chosen). The output layer is the energy functional of the Kohn-Sham system. The loss function relies on the gradient (shown in the last layer in the figure) of the energy functional, we compute it with auto differentiation functionality in Pytorch.

The loss function is defined as

$$\mathcal{L} = \sum_{i=1}^n \left( \left| \dot{q}_i - \frac{\partial E}{\partial p_i} \right|^2 + \left| \dot{p}_i + \frac{\partial E}{\partial q_i} \right|^2 \right) / n \quad (10)$$

where the  $\dot{q}_i$ 's and the  $\dot{p}_i$ 's are obtained from the time derivative of coefficients in the data set,  $\frac{\partial H}{\partial q_i}$ 's and  $\frac{\partial H}{\partial p_i}$ 's are from the gradient of the energy functional calculated using the auto-differentiation functionality in modern machine learning frameworks. In our work, we chose Pytorch[22]. The form of the loss function originates from the Hamilton's equations, which was originally proposed in Ref. [23] and Ref. [7]. The neural network is optimized using adaptive moment estimation method(Adam)[24]. By minimizing the loss function, we can get the energy functional corresponding to the Kohn-Sham system.

We need to take a further step to calculate the Kohn-Sham potential from the energy functional in the system. Since the sinc DVR is used in this article, the corresponding matrix element of the potential term  $V_{KS}^{ij}$  is given by:

$$V_{KS}^{ij} = V_{KS}(x_i)\delta^{ij} = \frac{1}{2} \left( \frac{\partial^2 E[\mathbf{q}, \mathbf{p}]}{\partial q_i^2} + \frac{\partial^2 E[\mathbf{q}, \mathbf{p}]}{\partial p_i^2} \right) - T^{ij} \quad (11)$$

where  $T^{ij}$  is the matrix element of the kinetic energy term whose value is[20, 21]

$$T^{ij} = \frac{(-1)^{(i-j)}}{2\Delta x^2} \begin{cases} \frac{\pi^2}{3}, & i = j \\ \frac{2}{(i-j)^2}, & i \neq j \end{cases} \quad (12)$$

The details of the proof of Eq. 11 are shown in Appendix. B.

### III. RESULTS

#### A. One electron test

The first example we have chosen is the 1-dimensional harmonic oscillator. The potential is time-independent  $v(x) = \frac{1}{2}\omega^2 x^2$ , where  $\omega = 1$ . The eigenstates and their time derivatives of the Harmonic oscillator have analytical expressions

$$\phi_n(x, t) = \frac{1}{\sqrt{2^n n!}} \left( \frac{1}{\pi} \right)^{1/4} e^{-\frac{x^2}{2} - i(n+\frac{1}{2})t} H_n(x), \quad (13)$$

$$\dot{\phi}_n(x, t) = \frac{-i(n+\frac{1}{2})}{\sqrt{2^n n!}} \left( \frac{1}{\pi} \right)^{1/4} e^{-\frac{x^2}{2} - i(n+\frac{1}{2})t} H_n(x), \quad (14)$$

$$n = 0, 1, 2, \dots, M$$

where  $H_n(x)$  is the  $n$ -th Hermite polynomial. We obtain the data set from the lowest  $M$  eigenstates. For each eigenstate in the data set, 150 evenly spaced grid points in range  $x \in [-6, 6]$  are chosen with 2000 timestamps in  $t \in [0, 4\pi]$ . So the input dimension of the neural network is 300 (twice the number of grid points), and the dimension of each hidden layer is 400.  $M = 15$  in this numerical experiment.

To verify the trained neural network produces the correct dynamics of the system, we randomly pick a initial state that is not in the training set and let it propagate under the given Hamiltonian. In the example given below, the initial state is a linear combination of the lowest four eigenstates  $|\psi(x, t = 0)\rangle = \frac{1}{\sqrt{2}} |0\rangle + \frac{1}{2} |1\rangle + \frac{1}{\sqrt{6}} |2\rangle + \frac{1}{\sqrt{12}} |3\rangle$ . Then we compare the machine-learned time-dependent density to the exact density. To be precise, at time  $t$ , if the coefficients of the Kohn-Sham orbitals are known, we can leverage them to compute the gradient of the energy functional  $\frac{\partial E}{\partial q_i}$  and  $\frac{\partial E}{\partial p_i}$ , which are used to propagate the coefficients to the next timestamp  $t + dt$  with the Runge-Kutta (R-K) method[25]. In this sense, our neural network can be viewed as a differential equation solver. The entire pipeline of propagating the initial state with our neural network is shown in



FIG. 2: Pipeline of propagating the initial state with our neural network

The comparison is shown in Fig. 3. The machine learned density (black dashed line) exhibits similar trend to the exact result at any point in the entire position space at early timestamps, e.g.  $t = 1.0(a.u.)$ . The error accumulates with time. As shown in Fig. 3, the error grows larger at time  $t = 4.0(a.u.)$ , but still captures the general feature of the exact density. In the third plot of Fig. 3, the results are completely different at longer time  $t = 15.0(a.u.)$ .



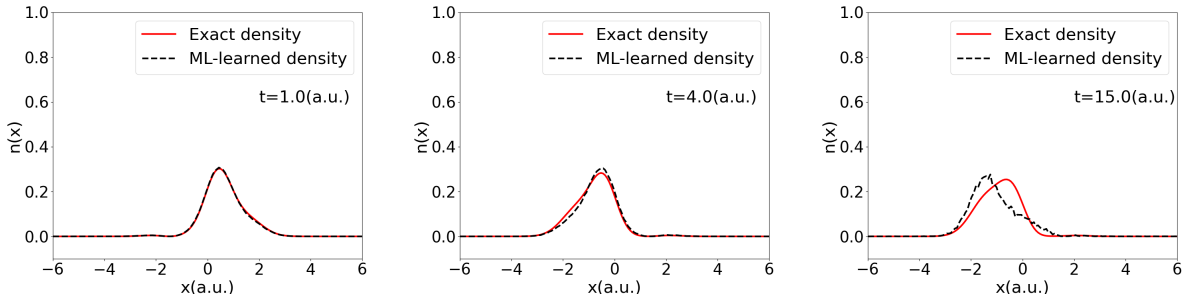


FIG. 3: The machine learned density and the exact density at different timestamps. The black dashed line is the machine learned density, the red solid line is the exact density. The three panels correspond to the result result at timestamp  $t = 1.0(a.u.)$  (left),  $t = 4.0(a.u.)$  (middle) and  $t = 15.0(a.u.)$  (right).

We use mean square error(MSE) to quantify the error in the density at each timestamp. The result is shown in Fig. 4. It is clear from the figure that the MSE grows in time. We notice the error in this example shows a periodic pattern, this is due to the periodicity of the system. To avoid the error from going too big, one can set a threshold and make corrections to the Kohn-Sham orbitals when the error is larger than the threshold.

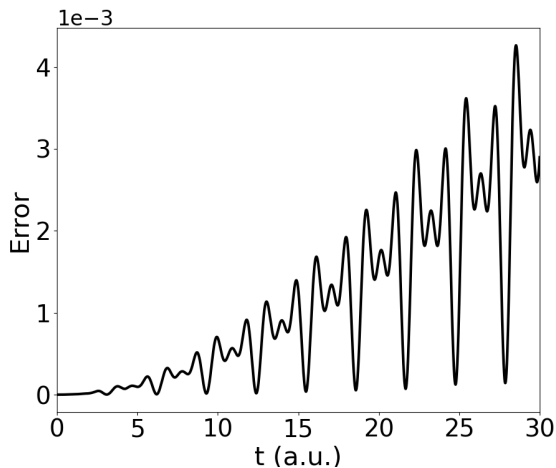


FIG. 4: MSE in density accumulates with time. Periodic pattern in local maximum and local minimum due to the periodicity of the system.

The machine-learned energy levels and the machine-learned Kohn-Sham potential are also investigated in the study. We present the machine-learned energy level in Fig. 5a. Each red line corresponds to one single eigenstate at 2000 different timestamps. As shown in the

figure, the energy is not changing with time for a fixed initial state. Another interesting feature of our neural network is that it can capture the correct level spacing  $E_{n+1} - E_n = 1$ .

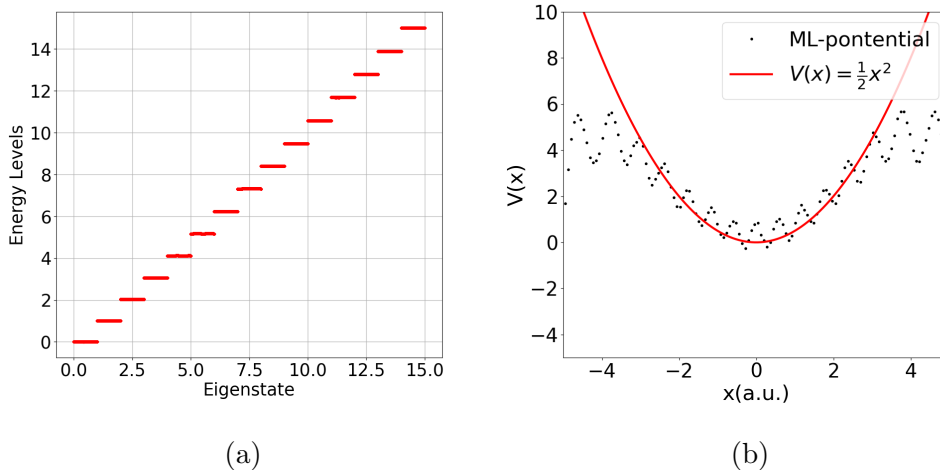


FIG. 5: (a) is the figure of energy level. We manually shift the ground state energy to 0 for comparison. The neural network generates the correct level spacing for the harmonic oscillator test. (b) the machine learned Kohn-Sham potential(black dots) versus the actual potential(red line).

Fig. 5b shows the machine-learned Kohn-Sham potential(black dots) versus the exact potential(red line). The machine-learned Kohn-Sham potential captures the structure of the exact quadratic potential around the center of the position space, but it starts to deviate from the actual potential near the boundary of the pre-selected finite region. One possible reason for this phenomenon is that our training set only covers a fraction of the entire Hilbert space, which means (i) the training set covers only a finite range of the infinite position space, (ii) the training set includes only the lowest  $M$  eigenstates of the infinite many eigenstates. We show in Appendix C that having more eigenstates in the training set results in more accurate machine-learned Kohn-Sham potential.

## B. Two electron test

We revisit the two-electron system previously studied in[6, 26, 27], and use the machine learning method to study the Kohn-Sham potential in the system. The many-body Hamil-

tonian governing the dynamics of the two-electron system is given by

$$\hat{H}(x_1, x_2) = \sum_{i=1,2} \left[ -\frac{1}{2} \frac{\partial^2}{\partial x_i^2} + v_{\text{ext}}(x_i) \right] + W_{ee}(x_1, x_2) \quad (15)$$

where  $W_{ee}(x_1, x_2) = \frac{1}{\sqrt{(x_1-x_2)^2+1}}$ ,  $v_{\text{ext}} = -\frac{1}{\sqrt{(x_1+10)^2+1}}$ . The spatial part of the initial two-electron wavefunction is  $\Psi(x_1, x_2) = \frac{1}{\sqrt{2}} [\phi_H(x_1) \phi_{\text{WP}}(x_2) + \phi_{\text{WP}}(x_1) \phi_H(x_2)]$ , where  $\phi_H(x)$  is the ground state hydrogen wavefunction,  $\phi_{\text{WP}}(x) = (2\alpha/\pi)^{\frac{1}{4}} e^{[-\alpha(x-x_0)^2 + ip(x-x_0)]}$  with  $\alpha = 0.1, x_0 = 10.0, p = -1.5$ . So we have one Gaussian wave packet centered at  $x_0 = 10.0$  moving leftward. As the system evolves, the Gaussian wave packet collides with the static Hydrogen wave function, and then passes through the Hydrogen wave function at longer times.

The two electron wavefunction  $\Psi(x_1, x_2, t)$  can be computed numerically. Based on this, we can calculate the electronic density  $n(x, t) = 2 \int dx_2 \Psi^*(x, x_2, t) \Psi(x, x_2, t)$  and the density current  $j(x, t) = 2 \text{Im} \int dx_2 \Psi^*(x, x_2, t) \partial_x \Psi(x, x_2, t)$ . The two Kohn-Sham orbitals are computed as  $\phi_1(x, t) = \phi_2(x, t) = \sqrt{\frac{n(x, t)}{2}} e^{i \int^x \frac{j(x', t)}{n(x', t)} dx'}$ . Coefficients of the Kohn-Sham orbital are then obtained as our data set.

Similar to the discussion in the one electron test part, the system is discretized evenly in the range  $x \in [-24.78, 21.97]$  with 200 grid points. The propagation starts at  $t = 0$  to  $t = 15.0(a.u.)$  with time step length  $\Delta t = 5 \times 10^{-4}(a.u.)$ . The input dimension of the neural network for the two electron model is thus 400, and the dimension of each hidden layer is 400.

We show the time evolution of the density generated from the neural network in Fig. 6. The time evolution of the machine-learned density (black dashed line) captures the feature of the exact evolution (red solid line). As mentioned in the previous section, the error accumulates over steps, so we calibrate the initial condition every 500 time steps. We notice that the machine-learned density overlaps well with the exact density at  $t = 5.0(a.u.)$  and  $t = 13.0(a.u.)$ , but shows a deviation at  $t = 8.5(a.u.)$  when the collision between the two wave packets starts to happen.

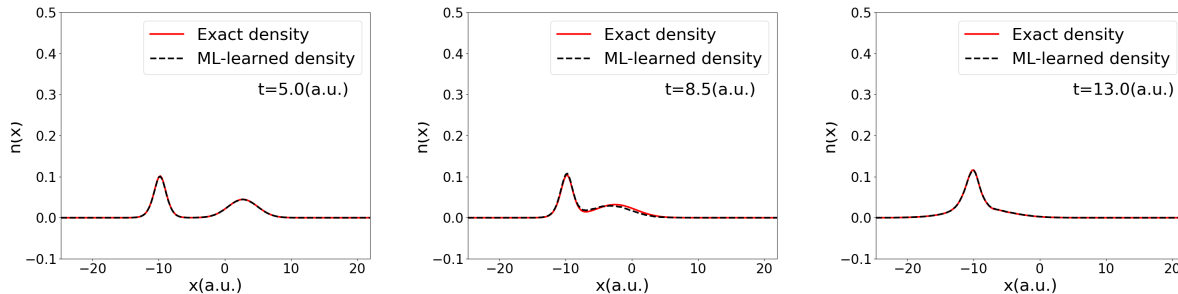


FIG. 6: The machine learned density and the exact density at different timestamps in the two electron test. The black dashed line is the machine learned density, the red solid line is the exact density. The three panels correspond to the result at timestamp  $t = 5.0(a.u.)$  (left),  $t = 8.5(a.u.)$  (middle) and  $t = 13.0(a.u.)$  (right).

We investigated how the error changes in time. The error is shown in Fig. 7. The quantified error shows a spike at  $t \approx 8.5(a.u.)$ , which is consistent with the our observations mentioned above, the error is larger at around  $t = 8.5(a.u.)$  when the collision between the two wave packets starts to happen.

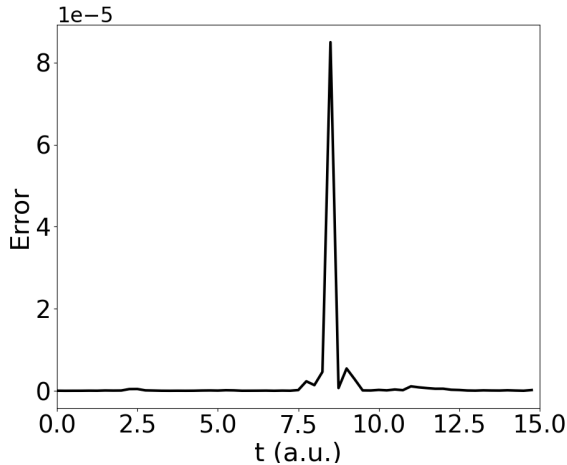


FIG. 7: MSE in density accumulates with time. A spike appears at  $t \approx 8.5(a.u.)$ .

Although the neural network reproduces the correct dynamics of the system, we need to mention that the machine-learned Kohn-Sham potential is not the same as the actual one. We show the comparison in Fig. 8. One note here is that we don't compare the Kohn-Sham potential directly, instead, we compare the exchange-correlation part of the Kohn-Sham potential. The machine-learned xc potential(black dots) does not capture the features of

the actual xc(red solid line) potential. Similar phenomena were observed in Ref. [28], where the dynamics of the same system were reproduced correctly by adjoint learning, but they mentioned that the machine learned xc potential did not correspond to the actual one. The adiabatic local density approximation(ALDA) xc potential(blue dash line) is also shown for comparison. Due to the lack of memory effect, the ALDA xc potential does not capture the exact dynamics of the two-electron system.

In our machine learning method, we attempted to learn the correct dynamics under the adiabatic approximation. So the machine-learned xc potential is expected to be different from both the exact xc potential and the ALDA xc potential, but to remain the features of both potentials. The results shown in Fig. 8 can show some evidences. In Fig. 8a and Fig. 8b, the machine-learned xc potential shows a peak at  $x = -10$ , which is in align with the ALDA xc potential. The trend of machine-learned xc potential is similar to the exact xc potential in the region of  $x > 0$ .

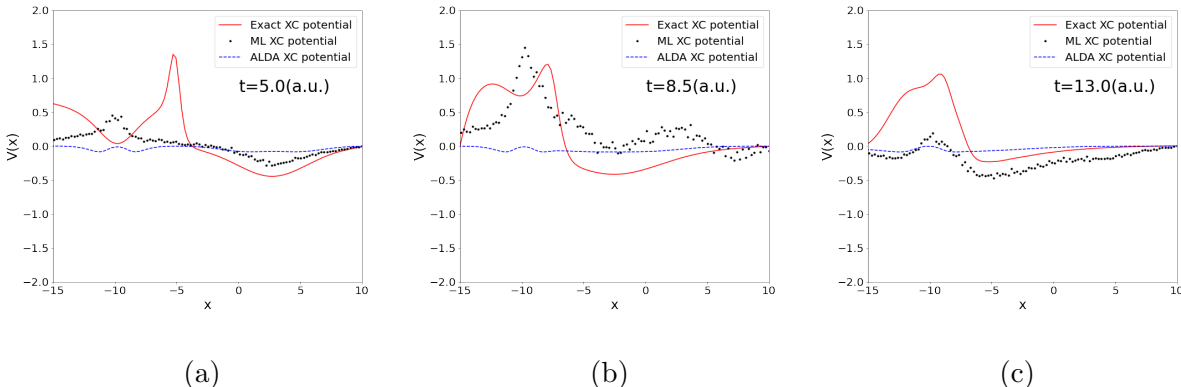


FIG. 8: The machine learned Kohn-Sham potential, the exact Kohn-Sham potential and the ALDA potential at different timestamps in the two electron test. The black dashed line is the machine learned density, the red solid line is the exact density, and the blue dashed line is the ALDA potential. The three panels correspond to the result at timestamp  $t = 5.0(a.u.)$  (left),  $t = 8.5(a.u.)$  (middle) and  $t = 13.0(a.u.)$  (right).

We analyzed the entire procedure, the most important reason for the discrepancy between the machine-learned Kohn-Sham potential and the actual one is the memory effect. It has been proven that the Kohn-Sham potential at time  $t$  in this two-electron system depends on all densities at  $t' < t$  and the choice of the initial Kohn-Sham orbitals[6, 19, 26, 27]. In our

work, we assume adiabatic approximation, so the dynamics and the Kohn-Sham potential of the system cannot be reproduced correctly at the same time.

#### IV. CONCLUSIONS

In this article, we have described a new machine learning method to learn the dynamics and the Kohn-Sham potential of the Kohn-Sham system. We have demonstrated the method with two one-dimensional examples: a one-electron harmonic oscillator model and a two-electron soft Coulomb model. In both examples, the exact dynamics of the systems could be well reproduced from the machine learning method. The machine-learned Kohn-Sham potential in the one-electron test captures the general feature of the actual Kohn-Sham potential, but it shows a discrepancy from the actual one in the two-electron test. We have analyzed the possible reasons, the memory effect is the major source of error. The memory effect requires considering the densities at previous timestamps. To overcome this difficulty, we believe the neural networks capable of handling time series(e.g. RNN, LSTM) are promising[29, 30].

#### V. ACKNOWLEDGEMENTS

JY and JDW were supported by the U.S. Department of Energy, Office of Science, Office of Advanced Scientific Computing Research, under the Quantum Computing Application Teams program (Award 1979657). JDW was also supported by the NSF (Grant 1820747) and additional funding from the DOE (Award A053685).

#### Appendix A

In this part, we show the relation between the Schrödinger equation and the Hamilton's equations. For convenience, we want to write the Hamilton's equation into a compact form in terms of complex variables. The normal expressions of the Hamilton's equations are

$$\frac{\partial H}{\partial p} = \dot{q} \tag{A1}$$

$$\frac{\partial H}{\partial q} = -\dot{p} \tag{A2}$$

By rewriting  $z = \frac{1}{\sqrt{2}}(q + ip)$  and  $\bar{z} = \frac{1}{\sqrt{2}}(q - ip)$ , we can transform the derivatives into the following form:

$$\frac{\partial}{\partial z} = \frac{\partial}{\partial q} \frac{\partial q}{\partial z} + \frac{\partial}{\partial p} \frac{\partial p}{\partial z} = \frac{1}{\sqrt{2}} \left( \frac{\partial}{\partial q} - i \frac{\partial}{\partial p} \right) \quad (\text{A3})$$

$$\frac{\partial}{\partial \bar{z}} = \frac{\partial}{\partial q} \frac{\partial q}{\partial \bar{z}} + \frac{\partial}{\partial p} \frac{\partial p}{\partial \bar{z}} = \frac{1}{\sqrt{2}} \left( \frac{\partial}{\partial q} + i \frac{\partial}{\partial p} \right) \quad (\text{A4})$$

Thus we can write the Hamilton's equations into a tighter form,

$$i\dot{z} = \frac{\partial H}{\partial \bar{z}} \quad (\text{A5})$$

Now let's look at the Schrödinger's equation:

$$i \frac{d}{dt} |\Psi(t)\rangle = \hat{H} |\Psi(t)\rangle \quad (\text{A6})$$

Given the basis states  $|k\rangle, k = 0, 1, \dots$ , the wave function can be expanded as

$$|\Psi(t)\rangle = \sum_k c_k(t) |k\rangle \quad (\text{A7})$$

Thus we obtain the differential equation of the coefficients vector  $\mathbf{c}(t) = [c_1(t), c_2(t), \dots, c_n(t)]^T$

$$i\dot{\mathbf{c}} = \mathbf{H}\mathbf{c} \quad (\text{A8})$$

where  $\mathbf{H}$  is the matrix representation of the Hamiltonian  $\hat{H}$  with its entries being  $H_{ij} = \langle i | \hat{H} | j \rangle$ .

By defining  $H(\mathbf{c}) = \bar{\mathbf{c}}\mathbf{H}\mathbf{c}$ , the Schrödinger's equation can be transformed as

$$i\dot{\mathbf{c}} = \frac{\partial H(\mathbf{c})}{\partial \bar{\mathbf{c}}} \quad (\text{A9})$$

which is in consistent with the classical Hamilton's equation.

## Appendix B

We prove the Hamilton's equations in Kohn-Sham system in this part. The Kohn-Sham equations are given by

$$i\dot{\phi}_m(t) = \hat{H}[n(t)]\phi_m(t), m = 1, \dots, N \quad (\text{B1})$$

where  $N$  is the number of electrons, and  $n(t) = \sum_{m=1}^N |\phi_m(x, t)|^2$ .

The K-S Hamiltonian can be split into 4 parts,

$$\hat{H} = \hat{T}_s + \hat{V}_H + \hat{V}_{ext} + \hat{V}_{xc} \quad (\text{B2})$$

We can rewrite the Kohn-Sham equations as (suppose the basis state set  $\{|\varphi_i\rangle\}$  is given)

$$i\dot{\mathbf{c}}_m = \mathbf{H}[\mathbf{c}]\mathbf{c}_m \quad (\text{B3})$$

where the matrix element at  $i$ -th row  $j$ -th column is  $(\mathbf{H}[\mathbf{c}])_{ij} = \langle\varphi_i|\hat{T}_s + \hat{V}_H + \hat{V}_{ext} + \hat{V}_{xc}|\varphi_j\rangle$

Under the adiabatic approximation, the energy functional corresponding to the system is  $E[n] = T_S[n] + E_{ext}[n] + E_H[n] + E_{xc}[n]$ .

Since the electronic density explicitly depends on the coefficients vector,

$$n(\mathbf{c}) = \sum_{m,i,j} \bar{c}_{im} c_{jm} \bar{\varphi}_i(x) \varphi_j(x) \quad (\text{B4})$$

we can express the energy functional in terms of coefficients vector  $\mathbf{c}$

$$E(\mathbf{c}) = T_S(\mathbf{c}) + E_{ext}(\mathbf{c}) + E_H(\mathbf{c}) + E_{xc}(\mathbf{c}) \quad (\text{B5})$$

We analyze the four terms one by one:

1. Kinetic energy:

$$T_s[n] = \sum_m \sum_{i,j} \langle\varphi_i|\hat{T}_s|\varphi_j\rangle c_{jm} \bar{c}_{im} \quad (\text{B6})$$

$$\frac{\partial T_s[n]}{\partial \bar{c}_{im}} = \sum_j \langle\varphi_i|\hat{T}_s|\varphi_j\rangle c_{jm} \quad (\text{B7})$$

2. External energy:

$$E_{ext}[n] = \sum_m \sum_{i,j} \langle\varphi_i|\hat{V}_{ext}|\varphi_j\rangle c_{jm} \bar{c}_{im} \quad (\text{B8})$$

$$\frac{\partial E_{ext}[n]}{\partial \bar{c}_{im}} = \sum_j \langle\varphi_i|\hat{V}_{ext}|\varphi_j\rangle c_{jm} \quad (\text{B9})$$

3. Hartree energy:

$$\begin{aligned} \frac{\partial E_H[n]}{\partial \bar{c}_{im}} &= \int dx \int dy \frac{\delta E_H[n]}{\delta n(\mathbf{c})}(y) \delta(x-y) \frac{\partial n(\mathbf{c})}{\partial \bar{c}_{im}}(y) \\ &= \sum_j \int dx v_H(x) c_{jm} \bar{\varphi}_i(x) \varphi_j(x) = \sum_j \langle\varphi_i|\hat{V}_H|\varphi_j\rangle c_{jm} \end{aligned} \quad (\text{B10})$$



4. Exchange-correlation energy:

$$\begin{aligned} \frac{\partial E_{xc}[n]}{\partial \bar{c}_{im}} &= \int dx \int dy \frac{\delta E_{xc}[n]}{\delta n(\mathbf{c})}(y) \delta(x-y) \frac{\partial n(\mathbf{c})}{\partial \bar{c}_{im}}(y) \\ &= \sum_j \int dx v_{xc}(x) c_{jm} \bar{\varphi}_i(x) \varphi_j(x) = \sum_j \langle \varphi_i | \hat{V}_{xc} | \varphi_j \rangle c_{jm} \end{aligned} \quad (\text{B11})$$

Putting together 3 terms, we have

$$\frac{\partial E(\mathbf{c})}{\partial \bar{\mathbf{c}}_m} = \mathbf{H}[\mathbf{c}] \mathbf{c}_m = i \dot{\mathbf{c}}_m \quad (\text{B12})$$

This concludes the proof of Eq. 8.

We can take a further step to show Eq. 11  $\frac{\partial^2 E(\mathbf{c})}{\partial \bar{c}_{mi} \partial \bar{c}_{mj}} - \langle \varphi_i | \hat{T} | \varphi_j \rangle = \langle \varphi_i | \hat{V}_{KS} | \varphi_j \rangle$ .

## Appendix C

We show that having more eigenstates included in the data set results in more accurate machine-learned Kohn-Sham potential. We examined this by training the neural network on three different data sets. Each of the data sets includes 15, 10, and 5 eigenstates. The results are shown in Fig. 9. The three machine-learned Kohn-Sham potentials in the three figures share a similar trend. All of them capture the general feature of the actual Kohn-Sham potential and show deviations on the boundary of the system. The gap between the machine-learned potential and the exact potential closes when more eigenstates are included.

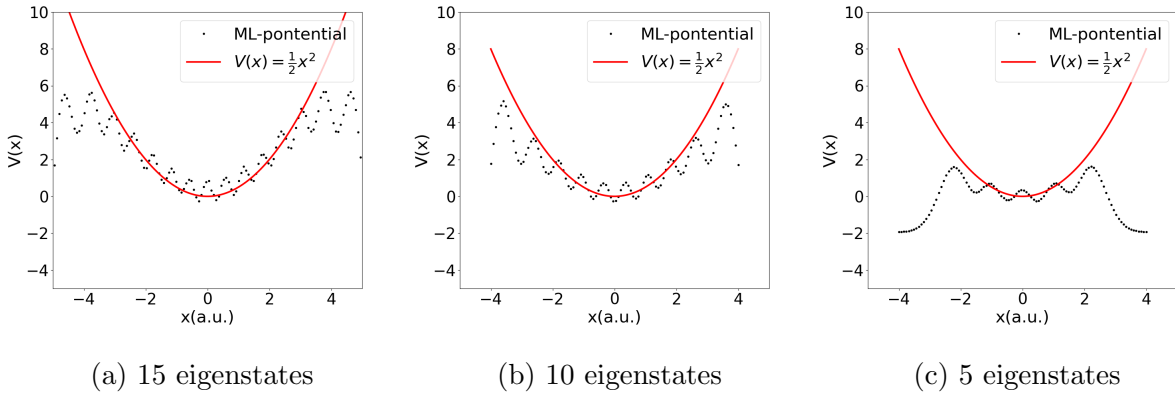


FIG. 9: Comparison of the machine learned Kohn-Sham potential among different data sets. From left to right, each plot shows the results of 15, 10, and 5 eigenstates in the data set.

We also have an interesting observation that the number of local maximums in each plot is equal to the number of eigenstates in the data set.

- 
- [1] E. Runge and E. K. U. Gross, *Phys. Rev. Lett.* **52**, 997 (1984).
  - [2] W. Kohn and L. J. Sham, *Phys. Rev.* **140**, A1133 (1965).
  - [3] J. P. Perdew and K. Burke, *Int. J. Quantum Chem.* **57**, 309 (1996).
  - [4] J. P. Perdew, S. Kurth, A. Zupan, and P. Blaha, *Phys. Rev. Lett.* **82**, 2544 (1999).
  - [5] R. Nagai, R. Akashi, S. Sasaki, and S. Tsuneyuki, *J. Chem. Phys.* **148**, 241737 (2018).
  - [6] Y. Suzuki, R. Nagai, and J. Haruyama, *Phys. Rev. A* **101**, 050501 (2020).
  - [7] S. Greydanus, M. Dzamba, and J. Yosinski, *Advances in Neural Information Processing Systems* **32** (2019).
  - [8] Y. Tong, S. Xiong, X. He, G. Pan, and B. Zhu, *J. Comput. Phys.* **437**, 110325 (2021).
  - [9] T. Bertalan, F. Dietrich, I. Mezić, and I. G. Kevrekidis, *Chaos: An Interdisciplinary Journal of Nonlinear Science* **29**, 121107 (2019).
  - [10] C.-D. Han, B. Glaz, M. Haile, and Y.-C. Lai, *Phys. Rev. Res.* **3**, 023156 (2021).
  - [11] Z. Chen, J. Zhang, M. Arjovsky, and L. Bottou, “Symplectic Recurrent Neural Networks,” [arXiv:1909.13334](https://arxiv.org/abs/1909.13334).
  - [12] M. Cranmer, S. Greydanus, S. Hoyer, P. Battaglia, D. Spergel, and S. Ho, “Lagrangian Neural Networks,” [arXiv:2003.04630](https://arxiv.org/abs/2003.04630).
  - [13] R. van Leeuwen, *Phys. Rev. Lett.* **80**, 1280 (1998).
  - [14] M. A. L. Marques and E. K. U. Gross, *Annu. Rev. Phys. Chem.* **55**, ; (2004), 15117259.
  - [15] M. E. Casida and M. Huix-Rotllant, *Annu. Rev. Phys. Chem.* **63**, 287 (2012).
  - [16] X. Li, N. Govind, C. Isborn, A. E. DePrince, and K. Lopata, *Chem. Rev.* **120**, 9951 (2020).
  - [17] S.-L. Liao, T.-S. Ho, H. Rabitz, and S.-I. Chu, *Phys. Rev. Lett.* **118**, 243001 (2017).
  - [18] N. T. Maitra and K. Burke, *Phys. Rev. A* **63**, 042501 (2001).
  - [19] N. T. Maitra, K. Burke, and C. Woodward, *Phys. Rev. Lett.* **89**, 023002 (2002).
  - [20] D. T. Colbert and W. H. Miller, *J. Chem. Phys.* **96**, 1982 (1992).
  - [21] J. Brown, J. Yang, and J. D. Whitfield, *J. Chem. Theory Comput.* **16**, 6014 (2020).
  - [22] A. Paszke, S. Gross, F. Massa, A. Lerer, J. Bradbury, G. Chanan, T. Killeen, Z. Lin, N. Gimeshein, L. Antiga, A. Desmaison, A. Kopf, E. Yang, Z. DeVito, M. Raison, A. Te-

- jani, S. Chilamkurthy, B. Steiner, L. Fang, J. Bai, and S. Chintala, in *Advances in Neural Information Processing Systems 32* (Curran Associates, Inc., 2019) pp. 8024–8035.
- [23] P. De Wilde, *Phys. Rev. E* **47**, 1392 (1993).
- [24] D. P. Kingma and J. Ba, “Adam: A Method for Stochastic Optimization,” arXiv:1412.6980.
- [25] C. Runge, *Mathematische Annalen* **46**, 167 (1895).
- [26] L. Lacombe, Y. Suzuki, K. Watanabe, and N. T. Maitra, *Eur. Phys. J. B* **91**, 1 (2018).
- [27] Y. Suzuki, L. Lacombe, K. Watanabe, and N. T. Maitra, *Phys. Rev. Lett.* **119**, 263401 (2017).
- [28] H. S. Bhat, K. Collins, P. Gupta, and C. M. Isborn, “Dynamic Learning of Correlation Potentials for a Time-Dependent Kohn-Sham System,” arXiv:2112.07067.
- [29] A. Sherstinsky, “Fundamentals of Recurrent Neural Network (RNN) and Long Short-Term Memory (LSTM) Network,” arXiv:1808.03314.
- [30] S. Hochreiter and J. Schmidhuber, *Neural Comput.* **9**, 1735 (1997).