

A NECESSARY CONDITION FOR SOBOLEV EXTENSION DOMAINS IN HIGHER DIMENSIONS

MIGUEL GARCÍA-BRAVO, TAPIO RAJALA, AND JYRKI TAKANEN

ABSTRACT. We give a necessary condition for a domain to have a bounded extension operator from $L^{1,p}(\Omega)$ to $L^{1,p}(\mathbb{R}^n)$ for the range $1 < p < 2$. The condition is given in terms of a power of the distance to the boundary of Ω integrated along the measure theoretic boundary of a set of locally finite perimeter and its extension. This generalizes a characterizing curve condition for planar simply connected domains, and a condition for $W^{1,1}$ -extensions. We use the necessary condition to give a quantitative version of the curve condition. We also construct an example of an extension domain that is homeomorphic to a ball and has n -dimensional boundary.

CONTENTS

1. Introduction	1
Acknowledgements	5
2. Preliminaries	5
2.1. Sets of finite perimeter	6
2.2. Whitney decomposition	7
2.3. Size estimates	7
3. Proof of the necessary condition	8
4. A quantitative version of the curve condition	17
5. A Sobolev extension domain with large boundary	23
References	28

1. INTRODUCTION

A domain $\Omega \subset \mathbb{R}^n$ is called a $W^{k,p}$ -extension domain, if we can extend each Sobolev function $u \in W^{k,p}(\Omega)$ to a global Sobolev function $u \in W^{k,p}(\mathbb{R}^n)$ so that the Sobolev norm of the extension is at most a constant times the norm of the original function. Sobolev extension domains are interesting in several fields of analysis because on those one can use many functional-analytic tools that are classically available for functions defined on the whole space. Examples of Sobolev-extension domains include Lipschitz domains [5, 32] and more generally, (ε, δ) -domains [18]. For our context, the Lipschitz and (ε, δ) results should be seen as sufficient conditions on the boundary of the domain for the extendability of Sobolev functions. In this paper, we continue investigating the converse direction by finding a new necessary condition for extendability.

Date: July 4, 2022.

2000 Mathematics Subject Classification. Primary 46E35.

Key words and phrases. Sobolev extension.

Several necessary geometric conditions on the boundary of Sobolev extension domains are already known. For instance, all Sobolev extension domains have positive densities at all the points belonging to them (this is usually referred as to satisfy a measure density condition, [19, 15]). Then, by the Lebesgue differentiation theorem we must have that their boundaries are of zero Lebesgue measure. In general we cannot improve this to a non-trivial dimension upper bound on the boundary of a Sobolev extension domain: take for example $\Omega = [0, 1]^n \setminus C^n$ with C a Cantor set with zero Lebesgue measure and so that $\dim_{\mathcal{H}}(C) = 1$.

However, one can still meaningfully study the dimension of the boundary of extension domains. One approach is to limit the topology or other properties of the domain, and another one is to investigate only those points that are more relevant for the extendability. The second approach leads to the study of the size of the set of two-sided points of the boundaries of Sobolev extension domains (that is, points where the boundary might self-intersect and hence can be approached from two different sides in the domain). In the case $p \geq n$ we have that $W^{1,p}$ -extension domains are quasiconvex (see [19, Theorem 3.1]) and then the set of two-sided points must be empty. The case $1 \leq p < n$ is more interesting and has been investigated in [33, 10], where bounds on the Hausdorff dimension of the set of two-sided points are found.

Non-trivial dimension upper bounds for the whole boundary have been obtained only in the special case of planar bounded simply connected extension domains [25]. These bounds are based on the porosity of the boundary that is implied by the geometric characterizations of bounded simply connected planar Sobolev extension domains, see (1.1) and (1.2) below. The first such characterizations established that a bounded simply connected domain $\Omega \subset \mathbb{R}^2$ is a $W^{1,2}$ -extension domain if and only if Ω is a quasidisk (see [11, 12, 13, 18]).

In the case $2 < p < \infty$, Shvartsman [30] proved that a bounded finitely connected domain $\Omega \subset \mathbb{R}^2$ is a $W^{1,p}$ -extension domain if and only if for some $C > 1$ the following condition is satisfied: for every $x, y \in \Omega$ there exists a rectifiable curve $\gamma \subset \Omega$ joining x and y so that

$$\int_{\gamma} \text{dist}(z, \partial\Omega)^{\frac{1}{1-p}} ds(z) \leq C|x - y|^{\frac{p-2}{p-1}}. \quad (1.1)$$

Let us mention that in [31], the curve condition (1.1) was also shown to characterize $L^{k,p}$ -extension domains for every $2 < p < \infty$ and $k \in \mathbb{N}$. Here we define the homogeneous Sobolev space $L^{k,p}(\Omega)$ to be the space of locally integrable functions whose distributional partial derivatives belong to $L^p(\Omega)$.

Finally, for the case $1 < p < 2$ the following result is proved in [22]: a bounded simply connected domain $\Omega \subset \mathbb{R}^2$ is a $W^{1,p}$ -extension domain if and only if there exists $C > 1$ such that for every $x, y \in \mathbb{R}^2 \setminus \Omega$ there exists a curve $\gamma \subset \mathbb{R}^2 \setminus \Omega$ connecting x and y such that

$$\int_{\gamma} \text{dist}(z, \partial\Omega)^{1-p} ds(z) \leq C|x - y|^{2-p}. \quad (1.2)$$

In Theorem 1.1 we generalize the condition (1.2) to higher dimensions; still for the range $1 < p < 2$ of exponents. Before stating our result, let us look at the limiting case $p = 1$ that partly motivates our formulation.

In the case of a bounded simply connected planar domain Ω , by the results from [23], we know that Ω is a $W^{1,1}$ -extension domain if and only if for every $x, y \in \Omega^c$ there exists a curve $\gamma \subset \Omega^c$ connecting x and y with

$$\ell(\gamma) \leq C|x - y|, \text{ and } \mathcal{H}^1(\gamma \cap \partial\Omega) = 0. \quad (1.3)$$

In other words, the correct limit of the term $\text{dist}(z, \partial\Omega)^{1-p}$ in (1.2) is $1/\chi_{\mathbb{R}^2 \setminus \Omega}(z)$ as $p \searrow 1$. The characterizing property (1.3) can also be seen as a combination of earlier results on BV -extension domains and the following more general planar result [9]: A bounded BV -extension domain $\Omega \subset \mathbb{R}^2$ is a $W^{1,1}$ -extension domain if and only if the 1-dimensional measure of the set

$$\partial\Omega \setminus \bigcup_{i \in I} \overline{\Omega}_i$$

intersected with any Lipschitz curve is zero, where $\{\Omega_i\}_{i \in I}$ are the connected components of $\mathbb{R}^2 \setminus \overline{\Omega}$. Recall that the space $BV(\Omega)$ consists of integrable functions $u \in L^1(\Omega)$ whose total variation

$$\|Du\|(\Omega) = \sup \left\{ \int_{\Omega} u \operatorname{div}(v) dx : v \in C_0^\infty(\Omega; \mathbb{R}^n), |v| \leq 1 \right\}$$

is finite. As observed in [9], the above characterization of $W^{1,1}$ -extension domains holds only in the plane. This is essentially because the planar topology allows one to write the essential boundary of a set of finite perimeter as the union of Jordan loops, see [1, Corollary 1] (recalled in Proposition 2.2 below).

In higher dimension where such decomposition result does not hold, the characterization is written in terms of sets of finite perimeter. Before going to this characterization, let us recall an earlier result on BV_I -extension domains, where

$$BV_I(\Omega) = \{u \in L^1_{loc}(\Omega) : \|Du\|(\Omega) < \infty\}.$$

In [4], Burago and Maz'ya proved the following characterization of BV_I -extension domains: $\Omega \subset \mathbb{R}^n$ is a BV_I -extension domain if and only if there exists some constant $C > 0$ so that any set $A \subset \Omega$ of finite perimeter in Ω admits an extension $\tilde{A} \subset \mathbb{R}^n$ satisfying $\tilde{A} \cap \Omega = A$ and

$$P(\tilde{A}, \mathbb{R}^n) \leq CP(A, \Omega).$$

Since $L^{1,1}$ -extension domains are known to be BV_I -extension domains (the proof of this fact follows the same ideas as one may find in [21, Lemma 2.4]), the above property about extension of sets of finite perimeter is a necessary condition both for BV_I - and $L^{1,1}$ -extension domains.

In order to turn this into a characterization of $L^{1,1}$ - or $W^{1,1}$ -extension domains, we have to account for the intersection of the boundary of the extended set with the boundary of the domain, analogously to (1.3). This leads to the following characterization in terms of strong extension of sets of finite perimeter [9]: A bounded domain Ω is a $W^{1,1}$ -extension domain if and only if any set $A \subset \Omega$ of finite perimeter in Ω admits an extension $\tilde{A} \subset \mathbb{R}^n$ satisfying $\tilde{A} \cap \Omega = A$,

$$P(\tilde{A}, \mathbb{R}^n) \leq CP(A, \Omega) \quad \text{and also} \quad \mathcal{H}^{n-1}(\partial^M \tilde{A} \cap \partial\Omega) = 0,$$

where $\partial^M \tilde{A}$ denotes the measure theoretic boundary of \tilde{A} . In order to remind ourselves of the analogous condition in the planar simply connected case as the limit of (1.2), we can rewrite this in an integral form

$$\int_{\partial^M \tilde{A}} \frac{1}{\chi_{\partial\Omega}(z)} d\mathcal{H}^{n-1}(z) \leq C \int_{\Omega \cap \partial^M A} \frac{1}{\chi_{\partial\Omega}(z)} d\mathcal{H}^{n-1}(z).$$

This motivates the formulation of the following main theorem of this paper.

Theorem 1.1. *Let $\Omega \subset \mathbb{R}^n$ be an $L^{1,p}$ -extension domain for some $1 < p < 2$. Then for any $\varepsilon > 0$ and any measurable set $A \subset \Omega$ there exists a set $\tilde{A} \subset \mathbb{R}^n$ with $A = \tilde{A} \cap \Omega$ and*

$$\int_{\partial^M \tilde{A}} \text{dist}(z, \partial\Omega)^{1-p} d\mathcal{H}^{n-1}(z) \leq C(n, p, \varepsilon) \|E\|^{n+p+\varepsilon} \int_{\Omega \cap \partial^M A} \text{dist}(z, \partial\Omega)^{1-p} d\mathcal{H}^{n-1}(z), \quad (1.4)$$

where $\|E\|$ denotes the norm of the $L^{1,p}$ -extension operator, and the constant $C(n, p, \varepsilon)$ depends only on n, p and ε .

Let us immediately comment on the range $1 < p < 2$ of exponents and the use of the homogeneous Sobolev space $L^{1,p}$ in Theorem 1.1. The reason for the range of exponents is that if $p \geq 2$, then the integral on the right-hand side of (1.4) is infinite for any set A for which the zero-extension $\tilde{A} = A$ would not satisfy (1.4). Thus, for $p \geq 2$ the conclusion of Theorem 1.1 provides no information.

The use of the homogeneous Sobolev space is natural for scaling invariant results. In the case Ω is bounded, the result still applies for $W^{1,p}$ -extension domains because these are known to be $L^{1,p}$ -extension domains as well (see [19]). When thinking about moving between $W^{1,p}$ - and $L^{1,p}$ -extensions in bounded domains, one should observe that for a set A occupying most of Ω (in our proof, for A satisfying $|A| > \frac{1}{2}|\Omega|$) the extension \tilde{A} satisfying (1.4) has to contain all of the space \mathbb{R}^n that is sufficiently far away from Ω .

It is worth noticing also that, if Ω is bounded, any measurable set $A \subset \Omega$ for which the right hand side of the inequality (1.4) is finite must be of finite perimeter in Ω , and also the set \tilde{A} that we construct will be of finite perimeter in \mathbb{R}^n . If Ω were unbounded we would only have that A and \tilde{A} are locally of finite perimeter in Ω and in \mathbb{R}^n , respectively.

One might wonder if the condition in Theorem 1.1 is also sufficient for Ω to be an $L^{1,p}$ -extension domain. It turns out that this is not the case: Suppose $\Omega \subset \mathbb{R}^n$ is an arbitrary domain. We can modify Ω to a new domain $\Omega' = \Omega \setminus \bigcup_{i=1}^{\infty} B(x_i, r_i)$, where the balls $B(x_i, r_i) \subset \Omega$ are selected in such a way that $B(x_i, 2r_i) \setminus B(x_i, r_i) \subset \Omega'$ (giving that we have an extension operator from $L^{1,p}(\Omega')$ to $L^{1,p}(\Omega)$), but so that they accumulate densely enough to the boundary of Ω so that for any $A \subset \Omega'$ with the right-hand side of (1.4) finite for Ω' , the extension \tilde{A} can be taken to be zero outside Ω so that the condition (1.4) again gives us no information on Ω .

In dimensions at least three, one can make the above idea into a construction of a topologically nice extension domain with large boundary. In the version of the construction that we use to prove the following theorem, the removed balls from the domain are replaced by removed tubes, and they accumulate only to a large portion of the boundary instead of the whole boundary.

Theorem 1.2. *There exists a domain $\Omega \subset \mathbb{R}^3$ such that $\Omega = h(B(0, 1))$ for a homeomorphism $h: \mathbb{R}^3 \rightarrow \mathbb{R}^3$, $\dim_{\mathcal{H}}(\partial\Omega) = 3$ and Ω is a $W^{1,p}$ -extension domain for all $p \in [1, \infty]$.*

Note that the domain in Theorem 1.2 cannot be an (ε, δ) -domain, nor a John domain, since these domains have porous boundaries and hence their Hausdorff (and packing) dimensions would be strictly less than three. We also reiterate that the same type of example is not possible in \mathbb{R}^2 by the dimension bounds on the boundary of a simply connected planar Sobolev extension domain given in [25].

We wrote the dependence on the norm of the extension operator explicitly in Theorem 1.1 mainly in order to start the investigation of the dependence between the norm and the

constant C in (1.2). Using this explicit form, we obtain a more quantified version of the necessity of (1.2).

Theorem 1.3. *Let $\Omega \subset \mathbb{R}^2$ a bounded simply connected $L^{1,p}$ -extension domain for some $1 < 2 < p$. Then for every $\varepsilon > 0$ there exists a constant $C(p, \varepsilon) > 0$ such that for all $z_1, z_2 \in \partial\Omega$ there exists a curve $\gamma \subset \mathbb{R}^2 \setminus \Omega$ joining z_1 and z_2 so that*

$$\int_{\gamma} \text{dist}^{1-p}(z, \partial\Omega) \, ds(z) \leq C(p, \varepsilon) \|E\|^{\frac{4+4p-p^2}{2-p} + \varepsilon} |z_1 - z_2|^{2-p}. \quad (1.5)$$

We do not claim nor expect the dependence on $\|E\|$ in (1.5) to be sharp. However, our proof of Theorem 1.3 written in Section 4 gives the first explicit dependence. Since (1.2) is a characterization, one could also try to get the dependence of the operator norm $\|E\|$ on the curve condition constant C . This direction of the proof of the characterization in [22] is more technical. Consequently, we suspect the quantitative dependence in this direction to be more difficult to obtain.

Acknowledgements. The authors acknowledge the support from the Academy of Finland, grant no. 314789. This work was partly done while the first-named author was enjoying a postdoctoral position at the Department of Mathematics and Statistics of the University of Jyväskylä. He also wants to thank the department for their kind hospitality during his time there.

2. PRELIMINARIES

In what follows, we use the notation $C(\cdot)$ to mean a strictly positive and finite function on the parameters listed in the parentheses, i.e. a constant once the listed parameters are fixed. The function (constant) may change between appearances even within a chain of inequalities.

For any point $x \in \mathbb{R}^n$ and radius $r > 0$ we denote the open ball by $B(x, r) = \{y \in \mathbb{R}^n : |x - y| < r\}$. More generally, for a set $A \subset \mathbb{R}^n$ we define the open r -neighbourhood as

$$B(A, r) = \bigcup_{x \in A} B(x, r).$$

We denote by $|A|$ the n -dimensional outer Lebesgue measure of a set $A \subset \mathbb{R}^n$. For any Lebesgue measurable subsets $A \subset \Omega \subset \mathbb{R}^n$ and any point $x \in \mathbb{R}^n$ we define the upper density of A at x over Ω as

$$\overline{D}(A, \Omega, x) = \limsup_{r \searrow 0} \frac{|A \cap B(x, r)|}{|B(x, r) \cap \Omega|},$$

and the lower density of A at x over Ω as

$$\underline{D}(A, \Omega, x) = \liminf_{r \searrow 0} \frac{|A \cap B(x, r)|}{|B(x, r) \cap \Omega|}.$$

If $\overline{D}(A, \Omega, x) = \underline{D}(A, \Omega, x)$, we call the common value the density of A at x over Ω and denote it by $D(A, \Omega, x)$. If $\Omega = \mathbb{R}^n$ we simply write $\underline{D}(A, x)$, $\overline{D}(A, x)$, and $D(A, x)$. The essential interior of A is then defined as

$$\mathring{A}^M = \{x \in \mathbb{R}^n : D(A, x) = 1\},$$

the essential closure of A as

$$\overline{A}^M = \{x \in \mathbb{R}^n : \overline{D}(A, x) > 0\},$$

and the essential boundary of A as

$$\partial^M A = \{x \in \mathbb{R}^n : \overline{D}(A, x) > 0 \text{ and } \overline{D}(\mathbb{R}^n \setminus A, x) > 0\}.$$

As usual, $\mathcal{H}^s(A)$ stands for the s -dimensional Hausdorff measure of a set $A \subset \mathbb{R}^n$ obtained as the limit

$$\mathcal{H}^s(A) = \lim_{\delta \searrow 0} \mathcal{H}_\delta^s(A),$$

where $\mathcal{H}_\delta^s(A)$ is the s -dimensional Hausdorff δ -content of A defined as

$$\mathcal{H}_\delta^s(A) = \inf \left\{ \sum_{i=1}^{\infty} \text{diam}(U_i)^s : A \subset \bigcup_{i=1}^{\infty} U_i, \text{diam}(U_i) \leq \delta \right\}.$$

By a dyadic cube we refer to $Q = [0, 2^{-k}]^n + \mathbf{j} \subset \mathbb{R}^n$ for some $k \in \mathbb{Z}$ and $\mathbf{j} \in 2^{-k}\mathbb{Z}^n$. We denote the side-length of such dyadic cube Q by $\ell(Q) := 2^{-k}$.

2.1. Sets of finite perimeter. A Lebesgue measurable subset $A \subset \mathbb{R}^n$ has finite perimeter in an open set Ω if $\chi_A \in BV(\Omega)$, where χ_A denotes the characteristic function of the set A . We set $P(A, \Omega) = \|D\chi_A\|(\Omega)$ and call it the perimeter of A in Ω . Here

$$\|D\chi_A\|(\Omega) = \sup \left\{ \int_A \text{div}(v) dx : v \in C_0^\infty(\Omega; \mathbb{R}^n), |v| \leq 1 \right\}$$

denotes the total variation of χ_A on Ω .

It is well known that a set E has finite perimeter in Ω if and only if $\mathcal{H}^{n-1}(\partial^M E \cap \Omega) < \infty$ (see [8, Section 4.5.11]). Let us recall as well the isoperimetric inequality, which follows from the $(1^*, 1)$ -Poincaré inequality for BV functions (see for instance [2, Theorem 3.44]).

Proposition 2.1. *Let $\Omega \subset \mathbb{R}^n$ be an open set and $A \subset \Omega$ a set of finite perimeter in Ω . Let also $Q, Q' \subset \Omega$ be two dyadic cubes with $\frac{1}{4}\ell(Q') \leq \ell(Q) \leq 4\ell(Q')$ and so that $\text{int}(Q \cup Q')$ is connected. Then we have*

$$P(A, \text{int}(Q \cup Q')) \geq C(n) \min\{|A \cap (Q \cup Q')|^{1-1/n}, |(Q \cup Q') \setminus A|^{1-1/n}\}. \quad (2.1)$$

Moreover, for every $r > 0$ and $x \in \overline{\Omega}$,

$$P(A, B(x, r) \cap \Omega) \geq C(n) \min\{|A \cap B(x, r)|^{1-1/n}, |(B(x, r) \cap \Omega) \setminus A|^{1-1/n}\}. \quad (2.2)$$

The study of the boundary of sets of finite perimeter can be reduced to the study of Jordan loops via the following decomposition result from [1, Corollary 1].

Proposition 2.2. *Let $E \subset \mathbb{R}^2$ have finite perimeter. Then, there exists a unique decomposition of $\partial^M E$ into rectifiable Jordan curves $\{C_i^+, C_k^- : i, k \in \mathbb{N}\}$, modulo \mathcal{H}^1 -measure zero sets, such that*

- (1) *Given $\text{int}(C_i^+)$, $\text{int}(C_k^+)$, $i \neq k$ they are either disjoint or one is contained in the other; given $\text{int}(C_i^-)$, $\text{int}(C_k^-)$, $i \neq k$, they are either disjoint or one is contained in the other. Each $\text{int}(C_i^-)$ is contained in one of the $\text{int}(C_k^+)$.*
- (2) *$P(E, \mathbb{R}^2) = \sum_i \mathcal{H}^1(C_i^+) + \int_k \mathcal{H}^1(C_k^-)$.*
- (3) *If $\text{int}(C_i^+) \subset \text{int}(C_j^+)$, $i \neq j$, then there is some rectifiable Jordan curve C_k^- such that $\text{int}(C_i^+) \subset \text{int}(C_k^-) \subset \text{int}(C_j^+)$. Similarly, if $\text{int}(C_i^-) \subset \text{int}(C_j^-)$, $i \neq j$, then there is some rectifiable Jordan curve C_k^+ such that $\text{int}(C_i^-) \subset \text{int}(C_k^+) \subset \text{int}(C_j^-)$.*
- (4) *Setting $L_j = \{i : \text{int}(C_i^-) \subset \text{int}(C_j^+)\}$, the sets $Y_j = \text{int}(C_j^+) \setminus \bigcup_{i \in L_j} \text{int}(C_i^-)$ are pairwise disjoint, indecomposable and $E = \bigcup_j Y_j$*

2.2. Whitney decomposition. If $\Omega \subset \mathbb{R}^n$ is an open set, not equal to the entire space \mathbb{R}^n , we let $\mathcal{W} = \{Q_i\}_{i=1}^\infty$ be the standard *Whitney decomposition* of Ω , by which we mean that it satisfies the following properties:

- (W1) Each Q_i is a closed dyadic cube inside Ω .
- (W2) $\Omega = \bigcup_i Q_i$ and for every $i \neq j$ we have $\text{int}(Q_i) \cap \text{int}(Q_j) = \emptyset$.
- (W3) For every i we have $\ell(Q_i) \leq \text{dist}(Q_i, \partial\Omega) \leq 4\sqrt{n}\ell(Q_i)$,
- (W4) If $Q_i \cap Q_j \neq \emptyset$, we have $\frac{1}{4}\ell(Q_i) \leq \ell(Q_j) \leq 4\ell(Q_i)$.

The reader can find a proof of the existence of such a dyadic decomposition of the set Ω in [32, Chapter VI].

For such Whitney decomposition \mathcal{W} we take a partition of unity $\{\psi_i\}_{i=1}^\infty$ so that for every i we have $\psi_i \in C^\infty(\mathbb{R}^n)$, $\text{spt}(\psi_i) = \{x \in \mathbb{R}^n : \psi_i(x) \neq 0\} \subset B(Q_i, \frac{1}{16}\ell(Q_i))$, $\psi_i \geq 0$, $|\nabla\psi_i| \leq C(n)\ell(Q_i)^{-1}$, and

$$\sum_{i=1}^\infty \psi_i = \chi_\Omega.$$

Notice that for each $Q_i \in \mathcal{W}$ the above together with the bound on the size of the supports and (W4) implies

$$\psi_i(x) = 1 - \sum_{j \neq i} \psi_j(x) = 1 \quad \text{for all } x \in \frac{1}{2}Q_i. \tag{2.3}$$

In order to ease the notation, we denote for each $Q_i \in \mathcal{W}$ by $\mathcal{N}(Q_i)$ the collection of neighboring cubes that have a common face with Q_i :

$$\mathcal{N}(Q_i) = \{Q_j \in \mathcal{W} \setminus \{Q_i\} : \text{int}(Q_i \cup Q_j) \text{ is connected}\}.$$

2.3. Size estimates. In this subsection we recall the remaining key auxiliary results that will be used in the paper.

The following lemma is a modification of [22, Lemma 3.2]. This version of the estimate was proven in [10, Lemma 2.3]. (Here we can simplify the presentation a bit since we do not need an exceptional set F .)

Proposition 2.3. *Let Q be an n -dimensional cube in \mathbb{R}^n with sides parallel to the coordinate axes. Let $f \in C(Q) \cap W^{1,p}(\mathbb{R}^n)$ for some $1 \leq p < \infty$ and suppose there exists $\delta \in (0, 1)$ so that*

$$\min(|\{y \in Q : f(y) \leq 0\}|, |\{y \in Q : f(y) \geq 1\}|) > \delta \ell(Q)^n.$$

Then

$$\int_Q |\nabla f(y)|^p dy \geq C(n, p) \delta^{\frac{n-p}{n}} \ell(Q)^{n-p}.$$

For $L^{1,p}$ -extension domains Ω with $1 \leq p < \infty$ the following measure density condition holds for points $x \in \overline{\Omega}$. This version of the measure density condition was proven in [10, Proposition 2.2] following the results in [15], see also [19].

Proposition 2.4. *Let $1 \leq p < \infty$ and let $\Omega \subset \mathbb{R}^n$ be a Sobolev $L^{1,p}$ -extension domain with an extension operator E . Then, for all $x \in \overline{\Omega}$ and*

$$r \in \left(0, \min \left\{ 1, \left(\frac{|\Omega|}{2|B(0, 1)|} \right)^{1/n} \right\} \right),$$

we have

$$|\Omega \cap B(x, r)| \geq C(n, p) \|E\|^{-n} r^n.$$

3. PROOF OF THE NECESSARY CONDITION

In this section we prove Theorem 1.1. In order to make the structure of the proof clearer, we first present the proof assuming the more technical parts proven. These technical parts are stated as separate lemmata. They are then proven after the proof of Theorem 1.1.

Proof of Theorem 1.1. We start with a measurable set $A \subset \Omega$ so that

$$\int_{\Omega \cap \partial^M A} \text{dist}(z, \partial\Omega)^{1-p} d\mathcal{H}^{n-1}(z) < \infty. \quad (3.1)$$

Notice that if (3.1) fails, we can simply take $\tilde{A} = A$ as the set satisfying the required inequality (1.4).

Following the definitions in Subsection 2.2, let $\mathcal{W} = \{Q_i\}$ and $\tilde{\mathcal{W}} = \{\tilde{Q}_i\}$ be the Whitney decompositions of Ω and $\mathbb{R}^n \setminus \bar{\Omega}$ respectively, and let $\{\psi_i\}_{i=1}^\infty$ be the partition of unity in Ω subordinate to $\mathcal{W} = \{Q_i\}$.

We first modify our set A by means of selecting those Whitney cubes that intersect the set A in a large enough measure set. Namely, we let

$$A' = \bigcup_{\substack{Q_i \in \mathcal{W} \\ |A \cap Q_i| > \frac{1}{2}|Q_i|}} Q_i.$$

It will be easier to handle this new set A' rather than the original set A .

Next, for the constant $c = 20\sqrt{n}$ we define

$$A_0 = \bigcup_{\substack{\tilde{Q} \in \tilde{\mathcal{W}} \\ |c\tilde{Q} \cap A'| > |c\tilde{Q} \cap (\Omega \setminus A')|}} \tilde{Q}.$$

Our extension of the set A is then defined as

$$\tilde{A} = A \cup A_0.$$

The task in proving Theorem 1.1 is now to show that the choice of \tilde{A} above works. We divide this task into several lemmata. The first lemma justifies the replacement of A by A' .

Lemma 3.1. *For the sets A and A' above we have*

$$\int_{\Omega \cap \partial^M A'} \text{dist}(z, \partial\Omega)^{1-p} d\mathcal{H}^{n-1}(z) \leq C(n) \int_{\Omega \cap \partial^M A} \text{dist}(z, \partial\Omega)^{1-p} d\mathcal{H}^{n-1}(z).$$

The next step is then to go from the set A' to a Sobolev function to which we can apply our $L^{1,p}$ -extension operator. This is done with a Whitney smoothing operator $S_{\mathcal{W}}$ defined via the partition of unity $\{\psi_i\}_{i=1}^\infty$ for Ω . We define for any $v \in L^1_{loc}(\Omega)$ a smoothed version of v as

$$(S_{\mathcal{W}}v)(x) = \sum_{i=1}^\infty \psi_i(x) \frac{1}{|Q_i|} \int_{Q_i} v(y) d(y). \quad (3.2)$$

Whitney smoothing operators similar to the one above have been used for instance in [14, 3, 24, 9].

In addition to smoothing the function, the operator S_W has the important property of leaving the trace of the function unmodified on the boundary of Ω . Within our proof, this is the content of the last Lemma 3.4. The second lemma relates the integral in (1.4) to the L^p -norm of the gradient of the smoothed version of the indicator function. We write the lemma for a general set F , but here inside the proof of Theorem 1.1 use it only for the set A' .

Lemma 3.2. *Let S_W be the operator defined in (3.2). Then for any measurable $F \subset \Omega$ with*

$$\int_{\Omega \cap \partial^M F} \text{dist}(z, \partial\Omega)^{1-p} d\mathcal{H}^{n-1}(z) < \infty$$

we have $S_W \chi_F \in C^\infty(\Omega)$ and

$$\|\nabla S_W \chi_F\|_{L^p(\Omega)}^p \leq C(n, p) \int_{\Omega \cap \partial^M F} \text{dist}(z, \partial\Omega)^{1-p} d\mathcal{H}^{n-1}(z).$$

We now use S_W to pass from the characteristic function $\chi_{A'}$ to a Sobolev function

$$u = S_W \chi_{A'} \in L^{1,p}(\Omega).$$

Lemma 3.2 together with Lemma 3.1 then gives us

$$\|\nabla u\|_{L^p(\Omega)}^p \leq C(n) \int_{\Omega \cap \partial^M A} \text{dist}(z, \partial\Omega)^{1-p} d\mathcal{H}^{n-1}(z). \quad (3.3)$$

The third lemma shows that the extension \tilde{A} of the set A has the correct property outside the closure of the domain Ω . The fact that Ω is a Sobolev-extension domain is used in the proof of this lemma. Recall that $\|E\|$ denotes the norm of the $L^{1,p}$ -extension operator.

Lemma 3.3. *With the A_0 and u defined above, for every $\varepsilon > 0$ we have*

$$\int_{\partial^M A_0 \setminus \bar{\Omega}} \text{dist}(z, \partial\Omega)^{1-p} d\mathcal{H}^{n-1}(z) \leq C(n, p, \varepsilon) \|E\|^{n+p+\varepsilon} \|\nabla u\|_{L^p(\Omega)}^p.$$

Now, the combination of Lemma 3.3 and the inequality (3.3) gives

$$\int_{\partial^M A_0 \setminus \bar{\Omega}} \text{dist}(z, \partial\Omega)^{1-p} d\mathcal{H}^{n-1}(z) \leq C(n, p, \varepsilon) \|E\|^{n+p+\varepsilon} \int_{\Omega \cap \partial^M A} \text{dist}(z, \partial\Omega)^{1-p} d\mathcal{H}^{n-1}(z). \quad (3.4)$$

The last lemma deals with the boundary of Ω , where in principle some part of the measure theoretic boundary of \tilde{A} could live and cause the integral on the left-hand side of (1.4) to be infinite.

Lemma 3.4. *With our set \tilde{A} defined above, we have $\mathcal{H}^{n-p}(\partial^M \tilde{A} \cap \partial\Omega) = 0$.*

Since we can write

$$\partial^M \tilde{A} = (\partial^M A_0 \setminus \bar{\Omega}) \cup (\Omega \cap \partial^M A) \cup (\partial^M \tilde{A} \cap \partial\Omega),$$

we can split the integral on the left-hand side of (1.4) and use the estimate (3.4) and Lemma 3.4 to obtain

$$\begin{aligned}
\int_{\partial^M \tilde{A}} \text{dist}(z, \partial\Omega)^{1-p} d\mathcal{H}^{n-1}(z) &= \int_{\partial^M A_0 \setminus \bar{\Omega}} \text{dist}(z, \partial\Omega)^{1-p} d\mathcal{H}^{n-1}(z) \\
&\quad + \int_{\Omega \cap \partial^M A} \text{dist}(z, \partial\Omega)^{1-p} d\mathcal{H}^{n-1}(z) \\
&\quad + \int_{\partial^M \tilde{A} \cap \partial\Omega} \text{dist}(z, \partial\Omega)^{1-p} d\mathcal{H}^{n-1}(z) \\
&\leq C(n, p, \varepsilon) \|E\|^{n+p+\varepsilon} \int_{\Omega \cap \partial^M A} \text{dist}(z, \partial\Omega)^{1-p} d\mathcal{H}^{n-1}(z) \\
&\quad + \int_{\Omega \cap \partial^M A} \text{dist}(z, \partial\Omega)^{1-p} d\mathcal{H}^{n-1}(z) + 0 \\
&\leq C(n, p, \varepsilon) \|E\|^{n+p+\varepsilon} \int_{\Omega \cap \partial^M A} \text{dist}(z, \partial\Omega)^{1-p} d\mathcal{H}^{n-1}(z).
\end{aligned}$$

Thus, we conclude the proof of Theorem 1.1. \square

Let us then focus on proving the lemmata we used in the proof of Theorem 1.1.

Proof of Lemma 3.1. Setting $a_i = \frac{|A' \cap Q_i|}{|Q_i|} \in \{0, 1\}$ we start by writing

$$\begin{aligned}
\int_{\Omega \cap \partial^M A'} \text{dist}(z, \partial\Omega)^{1-p} d\mathcal{H}^{n-1}(z) &\leq \sum_{Q_i} \int_{Q_i \cap \partial^M A'} \text{dist}(z, \partial\Omega)^{1-p} d\mathcal{H}^{n-1}(z) \\
&\leq \sum_{Q_i} \sum_{Q_j \in \mathcal{N}(Q_i)} \ell(Q_i)^{1-p} P(A', Q_i \cup Q_j) \\
&= \sum_{Q_i} \sum_{\substack{Q_j \in \mathcal{N}(Q_i) \\ a_i \neq a_j}} \ell(Q_i)^{1-p} P(A', Q_i \cup Q_j),
\end{aligned}$$

and

$$\begin{aligned}
\int_{\Omega \cap \partial^M A} \text{dist}(z, \partial\Omega)^{1-p} d\mathcal{H}^{n-1}(z) &\geq \frac{1}{2} \sum_{Q_i} \int_{Q_i \cap \partial^M A} \text{dist}(z, \partial\Omega)^{1-p} d\mathcal{H}^{n-1}(z) \\
&\geq C(n, p) \sum_{Q_i} \sum_{Q_j \in \mathcal{N}(Q_i)} \ell(Q_i)^{1-p} P(A, Q_i \cup Q_j) \\
&\geq C(n, p) \sum_{Q_i} \sum_{\substack{Q_j \in \mathcal{N}(Q_i) \\ a_i \neq a_j}} \ell(Q_i)^{1-p} P(A, Q_i \cup Q_j).
\end{aligned}$$

Hence, we only need to check that for $i, j \in \mathbb{N}$ with $Q_j \in \mathcal{N}(Q_i)$ and $a_i \neq a_j$ we have $P(A', Q_i \cup Q_j) \leq C(n)P(A, Q_i \cup Q_j)$. Assuming without loss of generality that $a_i = 1$ and

$a_j = 0$, this is seen by using the isoperimetric inequality (2.1)

$$\begin{aligned}
 P(A, Q_i \cup Q_j) &\geq C(n) \min\{|A \cap (Q_i \cup Q_j)|^{1-1/n}, |(Q_i \cup Q_j) \setminus A|^{1-1/n}\} \\
 &\geq C(n) \min\{|A \cap Q_i|^{1-1/n}, |Q_j \setminus A|^{1-1/n}\} \\
 &\geq C(n) \min\{(1/2)^{1-1/n} \ell(Q_i)^{n-1}, (1/2)^{1-1/n} \ell(Q_j)^{n-1}\} \\
 &\geq C(n) \ell(Q_i)^{n-1} \\
 &\geq C(n) P(A', Q_i \cup Q_j).
 \end{aligned}$$

□

Proof of Lemma 3.2. From the definition of S_W , for every $Q_i \in \mathcal{W}$ we get

$$\|\nabla S_W \chi_F\|_{L^p(Q_i)}^p \leq C(n, p) \sum_{Q_j \in \mathcal{N}(Q_i)} \ell(Q_j)^{n-p} |a_i - a_j|,$$

where

$$a_i = \frac{1}{|Q_i|} \int_{Q_i} \chi_F(x) dx = \frac{|F \cap Q_i|}{|Q_i|}.$$

Assume that we have $i, j \in \mathbb{N}$ with $Q_j \in \mathcal{N}(Q_i)$. We may further assume that $a_i \geq a_j$. Then, by using the isoperimetric inequality (2.1) we get

$$\begin{aligned}
 P(F, Q_i \cup Q_j) &\geq C(n) \min\{|F \cap (Q_i \cup Q_j)|^{1-1/n}, |(Q_i \cup Q_j) \setminus F|^{1-1/n}\} \\
 &\geq C(n) \min\{|F \cap Q_i|^{1-1/n}, |Q_j \setminus F|^{1-1/n}\} \\
 &\geq C(n) \min\{(a_i)^{1-1/n} \ell(Q_i)^{n-1}, (1 - a_j)^{1-1/n} \ell(Q_j)^{n-1}\} \\
 &\geq C(n) \ell(Q_i)^{n-1} |a_i - a_j|^{\frac{n-1}{n}} \\
 &\geq C(n) \ell(Q_i)^{n-1} |a_i - a_j|.
 \end{aligned}$$

Hence, we have

$$\begin{aligned}
 \|\nabla S_W \chi_F\|_{L^p(Q_i)}^p &\leq C(n, p) \sum_{Q_j \in \mathcal{N}(Q_i)} \ell(Q_j)^{n-p} |a_i - a_j| \\
 &\leq C(n, p) \sum_{Q_j \in \mathcal{N}(Q_i)} \ell(Q_i)^{1-p} P(F, Q_i \cup Q_j).
 \end{aligned}$$

Therefore, by using the finite overlapping between Whitney cubes, we have

$$\begin{aligned}
 \|\nabla S_W \chi_F\|_{L^p(\Omega)}^p &\leq C(n, p) \sum_{Q_i} \sum_{Q_j \in \mathcal{N}(Q_i)} \ell(Q_i)^{1-p} P(F, Q_i \cup Q_j) \\
 &\leq C(n, p) \sum_{Q_i} \int_{Q_i \cap \partial^M F} \text{dist}(z, \partial\Omega)^{1-p} d\mathcal{H}^{n-1}(z) \\
 &\leq C(n, p) \int_{\Omega \cap \partial^M F} \text{dist}(z, \partial\Omega)^{1-p} d\mathcal{H}^{n-1}(z).
 \end{aligned}$$

□

Proof of Lemma 3.3. We introduce the following subfamily of Whitney cubes of $\tilde{\mathcal{W}}$

$$\mathcal{V}_0 = \left\{ \tilde{Q} \in \tilde{\mathcal{W}} : \tilde{Q} \subset A_0, \partial^M A_0 \cap \tilde{Q} \neq \emptyset \right\}.$$

We then have

$$\partial^M A_0 \setminus \bar{\Omega} \subset \bigcup_{\tilde{Q} \in \mathcal{V}_0} \partial(\tilde{Q}).$$

Let us fix $\tilde{Q} \in \mathcal{V}_0$ for the moment. Then there exists a neighbouring cube $\tilde{Q}' \in \tilde{\mathcal{W}}$, that is $\tilde{Q}' \cap \tilde{Q} \neq \emptyset$, so that $\tilde{Q}' \not\subset A_0$. By the definition of A_0 , we have

$$|c\tilde{Q} \cap A'| > \frac{1}{2}|c\tilde{Q} \cap \Omega| \quad (3.5)$$

and

$$|c\tilde{Q}' \cap (\Omega \setminus A')| \geq \frac{1}{2}|c\tilde{Q}' \cap \Omega|. \quad (3.6)$$

In particular, (3.5) and (3.6) imply that

$$\Omega \not\subset c\tilde{Q} \quad \text{or} \quad \Omega \not\subset c\tilde{Q}'.$$

Therefore,

$$\max\{\ell(\tilde{Q}), \ell(\tilde{Q}')\} \leq C(n) \text{diam}(\Omega). \quad (3.7)$$

Combining (3.7), (3.6) and (3.5) with the measure density condition stated in Proposition 2.4, we get

$$\min\{|c\tilde{Q} \cap A'|, |c\tilde{Q}' \cap (\Omega \setminus A')|\} \geq C(n, p) \|E\|^{-n} \ell(\tilde{Q})^n.$$

Recall that $u = S_W \chi_{A'} = \sum_{i=1}^{\infty} a_i \psi_i$ where $a_i = \frac{|A' \cap Q_i|}{|Q_i|} \in \{0, 1\}$. By (2.3) we have $\psi_i = 1$ on $\frac{1}{2}Q_i$ and so if $Q \subset A'$, then $u = 1$ on $\frac{1}{2}Q$ and if $Q \not\subset A'$, then $u = 0$ on $\frac{1}{2}Q$. Therefore,

$$\min\{|\{y \in 9c\tilde{Q} : u(y) \leq 0\}|, |\{y \in 9c\tilde{Q} : u(y) \geq 1\}|\} > C(n, p) \|E\|^{-n} \ell(9c\tilde{Q})^n.$$

Let $s \in (1, p)$. Then by Proposition 2.3, we have

$$\left(\int_{9c\tilde{Q}} |\nabla E u(x)|^s dx \right)^{\frac{p}{s}} \geq \left(C(n, p) \|E\|^{-n} \ell(\tilde{Q})^{n-s} \right)^{\frac{p}{s}} \geq C(n, p) \|E\|^{-\frac{np}{s}} \ell(\tilde{Q})^{n-p} \ell(\tilde{Q})^{(\frac{p}{s}-1)n}.$$

This concludes our estimate for the fixed $\tilde{Q} \in \mathcal{V}_0$.

Now, since $p/s > 1$, we may use the boundedness of the Hardy-Littlewood maximal operator

$$M: L^{\frac{p}{s}}(\mathbb{R}^n) \rightarrow L^{\frac{p}{s}}(\mathbb{R}^n),$$

to get

$$\begin{aligned}
 \int_{\partial^M A_0 \setminus \bar{\Omega}} \text{dist}(z, \partial\Omega)^{1-p} d\mathcal{H}^{n-1}(z) &\leq \sum_{\tilde{Q} \in \mathcal{V}_0} \int_{\partial^M A_0 \cap \tilde{Q}} \text{dist}(z, \partial\Omega)^{1-p} d\mathcal{H}^{n-1}(z) \\
 &\leq \sum_{\tilde{Q} \in \mathcal{V}_0} \ell(\tilde{Q})^{n-p} \\
 &\leq C(n, p) \|E\|^{\frac{np}{s}} \sum_{\tilde{Q} \in \mathcal{V}_0} \ell(\tilde{Q})^{(1-\frac{p}{s})n} \left(\int_{9c\tilde{Q}} |\nabla E u(x)|^s dx \right)^{\frac{p}{s}} \\
 &\leq C(n, p) \|E\|^{\frac{np}{s}} \sum_{\tilde{Q} \in \mathcal{V}_0} \ell(\tilde{Q})^n \left(\int_{9c\tilde{Q}} |\nabla E u(x)|^s dx \right)^{\frac{p}{s}} \\
 &\leq C(n, p) \|E\|^{\frac{np}{s}} \sum_{\tilde{Q} \in \mathcal{V}_0} \int_{\tilde{Q}} |M(|\nabla E u|^s)(x)|^{\frac{p}{s}} dx \\
 &\leq C(n, p) \|E\|^{\frac{np}{s}} \int_{\mathbb{R}^n \setminus \bar{\Omega}} |M(|\nabla E u|^s)(x)|^{\frac{p}{s}} dx \\
 &\leq C(n, p) \|E\|^{\frac{np}{s}} \int_{\mathbb{R}^n} |M(|\nabla E u|^s)(x)|^{\frac{p}{s}} dx \\
 &\leq C(n, p, s) \|E\|^{\frac{np}{s}} \int_{\mathbb{R}^n} |\nabla E u(x)|^p dx \\
 &\leq C(n, p, s) \|E\|^{\frac{np}{s}} \|E\|^p \int_{\Omega} |\nabla u(x)|^p dx.
 \end{aligned}$$

Since we may choose $\frac{p}{s} > 1$ to be arbitrarily close to 1 with the price of enlarging the constant $C(n, p, s)$, the lemma is proven. \square

Proof of Lemma 3.4. We divide the proof into three parts. The parts 1 and 3 will imply the claim of the lemma, while part 2 is needed in the proof of part 3.

Part 1: For \mathcal{H}^{n-p} -a.e. $x \in \partial\Omega$ the limit $D(A', \Omega, x) = \lim_{r \rightarrow 0} \frac{|A' \cap B(x, r)|}{|B(x, r) \cap \Omega|}$ exists and is either 0 or 1.

Proof of Part 1. Let

$$F = \{x \in \partial\Omega : D(A', \Omega, x) \notin \{0, 1\} \text{ or the limit does not exist}\}$$

and assume towards contradiction that $\mathcal{H}^{n-p}(F) > 0$. Then, there exists $\delta > 0$ so that $\mathcal{H}^{n-p}(F_\delta) > 0$ for

$$F_\delta = \left\{ x \in \partial\Omega : \exists r_i^x \searrow 0 \text{ such that } \frac{|A' \cap B(x, r_i^x)|}{|B(x, r_i^x) \cap \Omega|} \in [\delta, 1 - \delta] \right\}.$$

Fix $\varepsilon \in (0, 1)$ and for every $x \in F_\delta$ choose i so that $r_i^x < \varepsilon$, then

$$F_\delta \subset \bigcup_{x \in F_\delta} B(x, r_i^x)$$

and hence by the Vitali covering theorem (see [6, Theorem 1.24]) there exists a countable collection $\{B(x_i, r_i)\}_{i \in \mathbb{N}}$ so that

$$\frac{|A' \cap B(x_i, r_i)|}{|B(x_i, r_i) \cap \Omega|} \in [\delta, 1 - \delta] \quad (3.8)$$

and $F_\delta \subset \bigcup_{i \in \mathbb{N}} B(x_i, 5r_i)$. Recall that $u = S_W \chi_{A'}$, and that by Lemma 3.2 and Lemma 3.1 we have

$$\begin{aligned} \|\nabla u\|_{L^p(\Omega)}^p &\leq C(n) \int_{\Omega \cap \partial^M A'} \text{dist}(z, \partial\Omega)^{1-p} d\mathcal{H}^{n-1}(z) \\ &\leq C(n) \int_{\Omega \cap \partial^M A} \text{dist}(z, \partial\Omega)^{1-p} d\mathcal{H}^{n-1}(z) < \infty. \end{aligned}$$

So, we have $u \in L^{1,p}(\Omega)$. We extend u to $Eu \in L^{1,p}(\mathbb{R}^n)$. Observe that for every $i \in \mathbb{N}$, by (3.8) and by the measure density condition (Proposition 2.4) we have

$$|A' \cap B(x_i, r_i)| \geq \delta |B(x_i, r_i) \cap \Omega| \geq C(n, p) \|E\|^{-n} \delta r_i^n$$

and

$$|B(x_i, r_i) \setminus A'| \geq |(B(x_i, r_i) \cap \Omega) \setminus A'| \geq \delta |B(x_i, r_i) \cap \Omega| \geq C(n, p) \|E\|^{-n} \delta r_i^n.$$

Therefore, by the definition of u via S_W , and the fact that A' is the union of the same Whitney cubes used in the definition of S_W , we have

$$|\{x \in B(x_i, r_i) : Eu \leq 0\}| \geq C(n, p, \|E\|, \delta) r_i^n$$

and

$$|\{x \in B(x_i, r_i) : Eu \geq 1\}| \geq C(n, p, \|E\|, \delta) r_i^n.$$

Hence, we may apply Proposition 2.3 to get the estimate

$$\int_{B(x_i, r_i)} |\nabla u(y)|^p dy \geq C(n, p, \|E\|, \delta) r_i^{n-p}.$$

We can now conclude

$$\begin{aligned} \mathcal{H}_\varepsilon^{n-p}(F_\delta) &\leq \sum_{i \in \mathbb{N}} (5r_i)^{n-p} \leq C(n, p, \|E\|, \delta) 5^{n-p} \sum_{i \in \mathbb{N}} \int_{B(x_i, r_i)} |\nabla u(y)|^p dy \\ &\leq C(n, p, \|E\|, \delta) \int_{B(F_\delta, \varepsilon)} |\nabla u(y)|^p dy. \end{aligned}$$

Using that by the measure density condition $|F_\delta| \leq |\partial\Omega| = 0$, the right hand side tends to zero as $\varepsilon \searrow 0$. So $\mathcal{H}^{n-p}(F_\delta) = 0$ which is a contradiction. We have thus proven Part 1. \square

Part 2: The following two implications hold for \mathcal{H}^{n-p} -almost every $x \in \partial\Omega$:

$$\text{If } D(A', \Omega, x) = 1, \text{ then } D(A, \Omega, x) = 1, \quad (3.9)$$

and

$$\text{if } D(A', \Omega, x) = 0, \text{ then } D(A, \Omega, x) = 0. \quad (3.10)$$

Proof of Part 2. Let us first show that by going to complements, we only need to prove (3.9). Towards this, assume that (3.9) is true for every measurable set $A \subset \Omega$. Suppose then that $D(A', \Omega, x) = 0$. Call $B = \Omega \setminus A$ and consider the associated

$$B' = \bigcup_{\{Q_i \in \mathcal{W}: |B \cap Q_i| \geq \frac{1}{2}|Q_i|\}} Q_i.$$

We have $B' = \Omega \setminus A'$. Since $D(B', \Omega, x) = 1$, we have by assumption that $D(B, \Omega, x) = 1$. Thus, $D(A, \Omega, x) = 0$ and we have shown (3.10). (Notice that the form of the definitions of the sets A' and B' differ slightly in that one has a strict inequality while the other does not. However, it is easy to observe that this does not affect the proof below.)

Let us then prove (3.9). The argument is similar to the proof of Part 1. This time we write

$$G = \{x \in \partial\Omega : D(A', \Omega, x) = 1 \text{ and } D(A, \Omega, x) \neq 1\}$$

and assume towards contradiction that $\mathcal{H}^{n-p}(G) > 0$. Then, as in the previous proof, there exists $\delta > 0$ so that $\mathcal{H}^{n-p}(G_\delta) > 0$ for

$$G_\delta = \left\{ x \in \partial\Omega : \exists r_i^x \searrow 0 \text{ such that } \frac{|A \cap B(x, r_i^x)|}{|B(x, r_i^x) \cap \Omega|} < 1 - \delta \right. \\ \left. \text{and } \frac{|A' \cap B(x, r)|}{|B(x, r) \cap \Omega|} > \frac{1}{2} \text{ for all } 0 < r < \delta \right\}.$$

Now, at this stage it is enough to notice that by the definition of A' we have

$$|A \cap B(x, Cr)| \geq \sum_{\substack{Q_i \in \mathcal{W} \\ Q_i \subset B(x, Cr)}} |Q_i \cap A| \geq \sum_{\substack{Q_i \in \mathcal{W} \\ Q_i \subset B(x, Cr)}} \frac{1}{2} |Q_i \cap A'| \geq \frac{1}{2} |A' \cap B(x, r)|$$

so that by the measure density, we have that for some $\delta' > 0$

$$G_\delta \subset \left\{ x \in \partial\Omega : \exists r_i^x \searrow 0 \text{ such that } \frac{|A \cap B(x, r_i^x)|}{|B(x, r_i^x) \cap \Omega|} \in [\delta', 1 - \delta'] \right\}.$$

Now, repeating the proof of Part 1 gives the needed contradiction and proves (3.9) and thus Part 2. \square

Part 3: The following two implications hold for \mathcal{H}^{n-p} -almost every $x \in \partial\Omega$:

$$\text{If } D(A', \Omega, x) = 1, \text{ then } D(\tilde{A}, x) = 1, \quad (3.11)$$

and

$$\text{if } D(A', \Omega, x) = 0, \text{ then } D(\tilde{A}, x) = 0. \quad (3.12)$$

Proof of Part 3. Since the definition of A_0 passes (up to the difference between a strict and non-strict inequality) to the complements, similarly to the Part 2 it is enough to prove the implication (3.11).

Let $x \in \partial\Omega$ with $D(A', \Omega, x) = D(A, \Omega, x) = 1$ and $r > 0$. (Notice that by Part of the proof, this $D(A, \Omega, x) = 1$ holds for \mathcal{H}^{n-p} -almost every $x \in \partial\Omega$ with $D(A', \Omega, x) = 1$.) Now, if $\tilde{Q} \in \tilde{\mathcal{W}}$ with $\tilde{Q} \not\subseteq A_0$, by the definition of A_0 and the measure density condition (Proposition 2.4) we have

$$|c\tilde{Q} \cap (\Omega \setminus A')| \geq \frac{1}{2} |c\tilde{Q} \cap \Omega| \geq C(n, p, \|E\|) |\tilde{Q}|. \quad (3.13)$$

Consider the collection

$$\mathcal{B} = \left\{ \tilde{Q} \in \tilde{\mathcal{W}} : \tilde{Q} \not\subseteq A_0, \tilde{Q} \cap B(x, r) \neq \emptyset \right\}$$

and let $x_{\tilde{Q}}$ be the center of each $\tilde{Q} \in \tilde{\mathcal{W}}$. By the Vitali covering theorem there exists a subcollection $\mathcal{B}' \subset \mathcal{B}$ so that

$$\bigcup_{\tilde{Q} \in \mathcal{B}} B\left(x_{\tilde{Q}}, \sqrt{n} \text{cl}(\tilde{Q})\right) \subset \bigcup_{\tilde{Q} \in \mathcal{B}'} B\left(x_{\tilde{Q}}, 5\sqrt{n} \text{cl}(\tilde{Q})\right)$$

and

$$B\left(x_{\tilde{Q}_1}, \sqrt{n} \text{cl}(\tilde{Q}_1)\right) \cap B\left(x_{\tilde{Q}_2}, \sqrt{n} \text{cl}(\tilde{Q}_2)\right) = \emptyset \quad (3.14)$$

for any two $\tilde{Q}_1, \tilde{Q}_2 \in \mathcal{B}'$ with $\tilde{Q}_1 \neq \tilde{Q}_2$. Notice that (3.14) implies that also

$$c\tilde{Q}_1 \cap c\tilde{Q}_2 = \emptyset.$$

Hence, by (3.13)

$$\begin{aligned} |B(x, r) \setminus (A_0 \cup \Omega)| &\leq \sum_{\tilde{Q} \in \mathcal{B}'} \left| B\left(x_{\tilde{Q}}, 5\sqrt{n} \text{cl}(\tilde{Q})\right) \right| \leq C(n) \sum_{\tilde{Q} \in \mathcal{B}'} |\tilde{Q}| \\ &\leq C(n, p, \|E\|) \sum_{\tilde{Q} \in \mathcal{B}'} |c\tilde{Q} \cap (\Omega \setminus A')| \\ &\leq C(n, p, \|E\|) |B(x, Mr) \cap (\Omega \setminus A')|, \end{aligned} \quad (3.15)$$

where $M > 0$ is a constant depending only on n so that $c\tilde{Q} \subset B(x, Mr)$ for any $\tilde{Q} \in \tilde{\mathcal{W}}$ with $\tilde{Q} \cap B(x, r) \neq \emptyset$.

With (3.15) and the measure density condition we can estimate

$$\begin{aligned} \frac{|B(x, r) \cap \tilde{A}|}{|B(x, r)|} &= 1 - \frac{|B(x, r) \setminus (A_0 \cup \Omega)|}{|B(x, r)|} - \frac{|B(x, r) \cap (\Omega \setminus A)|}{|B(x, r)|} \\ &\geq 1 - C(n, p, \|E\|) \frac{|B(x, Mr) \cap (\Omega \setminus A')|}{|B(x, Mr)|} - \frac{|B(x, r) \cap (\Omega \setminus A)|}{|B(x, r)|} \\ &\geq 1 - C(n, p, \|E\|) \frac{|B(x, Mr) \cap (\Omega \setminus A')|}{|B(x, Mr) \cap \Omega|} - C(n) \frac{|B(x, r) \cap (\Omega \setminus A)|}{|B(x, r) \cap \Omega|} \rightarrow 1, \end{aligned}$$

as $r \searrow 0$, since $D(A', \Omega, x) = D(A, \Omega, x) = 1$. This proves (3.11). \square

We can now conclude the proof of the lemma by taking $x \in \partial\Omega$ for which the conclusions of Part 1 and Part 3 above hold. Part 1 of the proof says that $D(A', \Omega, x) = \lim_{r \rightarrow 0} \frac{|A' \cap B(x, r)|}{|B(x, r) \cap \Omega|}$ exists and is either 0 or 1. Then by Part 3 of the proof

$$D(\tilde{A}, x) = D(A', \Omega, x) \in \{0, 1\}$$

and hence $x \notin \partial^M \tilde{A}$. \square

4. A QUANTITATIVE VERSION OF THE CURVE CONDITION

In the present section we use Theorem 1.1 to prove Theorem 1.3. This gives a quantitative version of a result proven in [22].

Theorem 1.3 states that if $\Omega \subset \mathbb{R}^2$ is a bounded simply connected $L^{1,p}$ -extension domain for some $1 < p < 2$ with an extension operator E , then for every $\varepsilon > 0$ there exists a constant $C(p, \varepsilon) > 0$ such that for all $z_1, z_2 \in \partial\Omega$ there exists a curve $\gamma \subset \mathbb{R}^2 \setminus \Omega$ joining z_1 and z_2 so that

$$\int_{\gamma} \text{dist}^{1-p}(z, \partial\Omega) \, ds(z) \leq C(p, \varepsilon) \|E\|^{\frac{4+4p-p^2}{2-p} + \varepsilon} |z_1 - z_2|^{2-p}. \tag{4.1}$$

The curve condition (4.1) was proven in [22] to be a characterization of planar bounded simply connected $W^{1,p}$ -extension domains for $1 < p < 2$ (a similar characterizing condition for the complement of a bounded finitely connected planar domain for $p > 2$ was given in [30]). Here we only prove the necessity, but provide a more explicit estimate on the dependence of the operator norm $\|E\|$ in (4.1).

The proof in [22] of the necessity of (4.1) starts by observing that the domain Ω is J -John, by results in [19, Theorem 6.4], [12, Theorem 3.4], and [29, Theorem 4.5]. Recall that a bounded domain $\Omega \subset \mathbb{R}^2$ is called J -John for some constant $J \geq 1$ if there is a point $x_0 \in \Omega$ and a constant $J \geq 1$ so that given $z \in \partial\Omega$ we can find a curve parameterized by arc length $\gamma \subset \Omega$ joining z with x_0 so that

$$\text{dist}(\gamma(t), \partial\Omega) \geq \frac{t}{J}. \tag{4.2}$$

The proof in [22] then continues by making a test function in Ω and by constructing the required curve using conformal maps. These steps make it difficult to track the constants.

The proof of (4.1) in our approach starts by examining two conditions similar to the John condition. We first prove a quantitative version of the so-called cig_d condition (4.3) (see [29] for this and similar conditions) for Sobolev extension domains. In the lemma below and elsewhere in this section, for an injective curve $\gamma \subset \mathbb{R}^2$ (possibly defined on an open or half-open interval) and two points $x, y \in \bar{\gamma}$ we denote by $\gamma_{x,y}$ a minimal subcurve of γ so that $\gamma_{x,y} \cup \{x, y\}$ is connected.

Lemma 4.1. *Let $\Omega \subset \mathbb{R}^2$ be a bounded simply connected $L^{1,p}$ -extension domain for some $1 < p < 2$. Then for every $x, y \in \bar{\Omega}$ there exists an injective curve $\gamma \subset \Omega \cup \{x, y\}$ connecting x to y and satisfying*

$$\min \{ \text{diam}(\gamma_{x,z}), \text{diam}(\gamma_{y,z}) \} \leq C_{\text{cig-d}} \text{dist}(z, \partial\Omega) \tag{4.3}$$

for all $z \in \gamma$, where $C_{\text{cig-d}} = C(p) \|E\|^{\frac{p}{2-p}}$.

Proof. Let us first prove the claim for $x, y \in \partial\Omega$. By the Riemann mapping theorem there exists a conformal map $\varphi: \mathbb{D} \rightarrow \Omega$. Since we know that Ω is a John domain, by [29, Theorem 2.18] the domain Ω is finitely connected along its boundary and hence φ extends as a continuous map to the boundary. We refer to this extension still by φ . Consider $a \in \varphi^{-1}(\{x\})$ and $b \in \varphi^{-1}(\{y\})$ so that one of the open arcs in S^1 connecting a and b does not intersect $\varphi^{-1}(\{x, y\})$. Call this arc I_1 and write $I_2 = S^1 \setminus (I_1 \cup \{a, b\})$.

Using the sets I_1 and I_2 we now define a set

$$G = \{z \in \mathbb{D} : \text{dist}_{\Omega, \varphi}(z, I_1) = \text{dist}_{\Omega, \varphi}(z, I_2)\},$$

where the distance $\text{dist}_{\Omega,\varphi}(z, I)$ for a connected set $I \subset S^1$ and a point $z \in \mathbb{D}$ is defined by

$$\text{dist}_{\Omega,\varphi}(z, I) = \inf\{\ell(\gamma) : \gamma \subset \Omega \text{ curve such that } \varphi^{-1}(\gamma) \cup I \cup \{z\} \text{ is connected}\}.$$

Notice that since Ω is a John domain we have for any non-empty arc I and any $z \in \mathbb{D}$ that $\text{dist}_{\Omega,\varphi}(z, I) < \infty$. This can be seen by taking $c \in I$, a sequence $c_i \in \mathbb{D}$ converging to c , the John curves γ_i connecting c_i to the John-center x_0 , and finally a subsequence of (γ_i) converging to the desired γ giving $\text{dist}_{\Omega,\varphi}(\varphi^{-1}(x_0), I) \leq \ell(\gamma) < \infty$. The passage to an arbitrary $z \in \mathbb{D}$ follows since any two points inside Ω can be connected by a curve in Ω of finite length. Notice moreover, that $\text{dist}_{\Omega,\varphi}(\cdot, I)$ is a continuous function.

We claim that $G \subset \mathbb{D}$ is a closed set in \mathbb{D} so that a and b are in the same connected component of $G \cup \{a, b\}$. Suppose this is not the case. Then there exists a path α from I_1 to I_2 that does not intersect G . However, the function

$$z \mapsto f(z) = \text{dist}_{\Omega,\varphi}(z, I_1) - \text{dist}_{\Omega,\varphi}(z, I_2)$$

is continuous in \mathbb{D} , and so in particular along the path α . Since f is negative near I_1 and positive near I_2 the function f must be zero on some point of α . This contradicts $G \cap \alpha = \emptyset$ and the claim is proven. Let us call F the connected component of $G \cup \{a, b\}$ that contains the points a and b .

Now, consider the following open neighbourhood of G

$$U = \left\{ z \in \mathbb{D} : \frac{1}{2} < \frac{\text{dist}_{\Omega,\varphi}(z, I_1)}{\text{dist}_{\Omega,\varphi}(z, I_2)} < 2 \right\}.$$

Since $G \cup \{a, b\} \subset U \cup \{a, b\}$ contains a connected component connecting a to b , we can find an injective curve $\beta: (0, 1) \rightarrow U$ so that $\beta \cup \{a, b\}$ is connected. Notice that at this point we do not know if β can be extended to 0 and 1 as a curve connecting a and b , but after establishing (4.4) below, we have that the image curve $\varphi(\beta): (0, 1) \rightarrow \Omega$ extends uniquely to a curve defined on $[0, 1]$ connecting $\varphi(a)$ to $\varphi(b)$.

Next we will show that for any $c \in \beta$ we have

$$\min \{ \text{diam}(\varphi(\beta_{a,c})), \text{diam}(\varphi(\beta_{b,c})) \} \leq C(p) \|E\|^{\frac{p}{2-p}} \text{dist}(\varphi(c), \partial\Omega). \quad (4.4)$$

Towards proving (4.4), let $c \in \beta$ and $C > 0$ be so that

$$\min \{ \text{diam}(\varphi(\beta_{a,c})), \text{diam}(\varphi(\beta_{b,c})) \} \geq C \text{dist}(\varphi(c), \partial\Omega). \quad (4.5)$$

The estimate (4.4) is shown if we can prove that necessarily $C \leq C(p) \|E\|^{\frac{p}{2-p}}$. We may assume that $C > 2$.

Let γ^1 be an injective curve in $\mathbb{D} \cup \{d_1\}$ joining $d_1 \in I_1$ to c and let γ^2 be an injective curve in $\mathbb{D} \cup \{d_2\}$ joining $d_2 \in I_2$ to c so that they satisfy

$$\ell(\varphi(\gamma^i)) < 2 \text{dist}_{\Omega,\varphi}(c, I_i).$$

Let $c_i \in \gamma^i \cap \beta$ be such that $\gamma^i_{d_i, c_i} \cap \beta$ is a singleton. Now, the set $\mathbb{D} \setminus (\gamma^1_{d_1, c_1} \cup \gamma^2_{d_2, c_2} \cup \beta_{c_1, c_2})$ has two connected components O_1 and O_2 so that $\beta_{a, c_1} \subset O_1 \cup \{a, c_1\}$ and $\beta_{b, c_2} \subset O_2 \cup \{b, c_2\}$, or with c_1 and c_2 swapped. Consequently, by (4.5) the sets $\Omega_i = \varphi(O_i)$ satisfy

$$\text{diam}(\Omega^i) \geq C \text{dist}(\varphi(c), \partial\Omega).$$

Denote $r = 4 \text{dist}(\varphi(c), \partial\Omega)$ and notice that since $c \in U$, we have

$$r = 4 \min \{ \text{dist}_{\Omega,\varphi}(c, I_1), \text{dist}_{\Omega,\varphi}(c, I_2) \} \geq 2 \text{dist}_{\Omega,\varphi}(c, I_i) > \ell(\varphi(\gamma^i)) \quad \text{for } i = 1, 2. \quad (4.6)$$

Define the test function

$$u(z) = \chi_{\Omega_1}(z) \max \left\{ \min \left\{ \frac{|\varphi(c) - z| - r}{r}, 1 \right\}, 0 \right\}.$$

Clearly $\text{spt}(\nabla u) \subset \overline{B}(\varphi(c), 2r)$ and $|\nabla u| \leq \frac{1}{r}$. Notice, that $u = 0$ on $B(\varphi(c), r)$ and by (4.6) we have $\varphi(\gamma^i) \subset B(\varphi(c), r)$. Hence, for each $z \in \varphi(\gamma^1 \cup \gamma^2)$ there exists $\varepsilon > 0$ such that $u \equiv 0$ in $B(z, \varepsilon)$. Thus, $u \in W^{1,p}(\Omega)$.

For the test function u we have

$$\int_{\Omega} |\nabla u|^p \leq 4\pi r^{2-p}.$$

Let $E: L^{1,p}(\Omega) \rightarrow L^{1,p}(\mathbb{R}^2)$ be the extension operator. Then in polar coordinates

$$\|E\|^p 4\pi r^{2-p} \geq \|E\|^p \int_{\Omega} |\nabla u|^p \geq \int_{\mathbb{R}^2} |\nabla Eu|^p \geq \int_{2r}^{Cr} \int_0^{2\pi} |\nabla Eu(\alpha, t)|^p t \, d\alpha \, dt. \quad (4.7)$$

By absolute continuity and Hölder's inequality for $2r < t < Cr$ we have

$$1 \leq \int_0^{2\pi} |\nabla Eu(\alpha, t)| t \, d\alpha \leq \left(\int_0^{2\pi} |\nabla Eu(\alpha, t)|^p t \, d\alpha \right)^{\frac{1}{p}} (2\pi t)^{1-\frac{1}{p}}.$$

Hence

$$\int_0^{2\pi} |\nabla Eu(\alpha, t)|^p t \, d\alpha \geq (2\pi t)^{1-p}. \quad (4.8)$$

By combining (4.7) and (4.8) we get

$$\|E\|^p 4\pi r^{2-p} \geq (2\pi)^{1-p} \int_{2r}^{Cr} t^{1-p} = \frac{(2\pi)^{1-p}}{2-p} ((Cr)^{2-p} - (2r)^{2-p}).$$

This gives the upper bound

$$C \leq (\|E\|^p 2^{1+p} \pi^p (2-p) + 2^{2-p})^{\frac{1}{2-p}}. \quad (4.9)$$

Thus we have established (4.4) and the lemma is proven in the special case $x, y \in \partial\Omega$.

Let us then consider the general case $x, y \in \overline{\Omega}$. In this case we repeat the previous construction but replace Ω by the simply connected domain $\Omega' = \Omega \setminus ([x, x'] \cup [y, y'])$ where $x', y' \in \partial\Omega$ satisfy

$$|x - x'| = \text{dist}(x, \partial\Omega) \quad \text{and} \quad |y - y'| = \text{dist}(y, \partial\Omega)$$

and $[x, x']$ and $[y, y']$ denote the line segments from x to x' and from y to y' , respectively. Notice that Ω' is not necessarily a Sobolev extension domain. However, for points near x and y the condition (4.4) is satisfied trivially, and for points far from them, an enlarged ball meets the sets $\varphi(I_1) \setminus ([x, x'] \cup [y, y'])$ and $\varphi(I_2) \setminus ([x, x'] \cup [y, y'])$, so one can still use the argument from the special case. \square

The next step is to go from the cig_d condition (4.3) to a cig_l condition (4.10). Before stating this as a lemma, let us recall the corresponding implication from [26, p. 385–386] from the so-called car_d condition to the so-called car_l condition. This latter condition is very close to the John condition (4.2), where one of the endpoints of all the curves is a fixed point x_0 .

Lemma 4.2. *Let $\Omega \subset \mathbb{R}^2$ be a bounded domain and let $0 < \delta \leq 1$. Suppose that there exists a curve $\gamma: [0, 1] \rightarrow \Omega$ such that for every $t \in [0, 1]$*

$$\gamma([0, t]) \subset B(\gamma(t), \frac{1}{\delta} \text{dist}(\gamma(t), \partial\Omega)).$$

Then there exists another arc length parametrized curve $\tilde{\gamma}: [0, d] \rightarrow \Omega$ with $\tilde{\gamma}(0) = \gamma(0)$, $\tilde{\gamma}(d) = \gamma(1)$ and

$$\text{dist}(\tilde{\gamma}(t), \partial\Omega) \geq 2^{-14} \delta^2 t \quad \text{for } t \in [0, d].$$

Following the proof of [29, Theorem 2.14] we now use Lemma 4.2 to obtain the passage from cig_d to cig_l .

Lemma 4.3. *Let $\Omega \subset \mathbb{R}^2$ be a bounded simply connected domain satisfying the condition (4.3) with some constant $C_{\text{cig-d}}$. Then for every $x, y \in \overline{\Omega}$ there exists an injective curve $\gamma \subset \Omega \cup \{x, y\}$ connecting x to y and satisfying*

$$\min\{\ell(\gamma_{x,z}), \ell(\gamma_{y,z})\} \leq C_{\text{cig-l}} \text{dist}(z, \partial\Omega) \quad (4.10)$$

for all $z \in \gamma$, where $C_{\text{cig-l}} = 2^{14} C_{\text{cig-d}}^2$.

Proof. Let us first consider the case where $x, y \in \Omega$. Let $\gamma \subset \Omega$ be a curve joining x and y and satisfying (4.3). Let $x_0 \in \gamma$ be a point such that $\text{diam}(\gamma_{x,x_0}) = \text{diam}(\gamma_{y,x_0})$. Then, by using Lemma 4.2 separately to the curves $\alpha^1 = \gamma_{x,x_0}$ and $\alpha^2 = \gamma_{y,x_0}$ there exist arc length parameterized curves $\tilde{\alpha}^i: [0, d_i] \rightarrow \Omega$, for $i = 1, 2$ so that $\tilde{\alpha}^1(0) = x$, $\tilde{\alpha}^2(0) = y$, $\tilde{\alpha}^1(d_1) = \tilde{\alpha}^2(d_2) = x_0$, and

$$\text{dist}(\tilde{\alpha}^i(t), \partial\Omega) \geq 2^{-14} C_{\text{cig-d}}^{-2} t \quad \text{for } t \in [0, d_i] \text{ and } i = 1, 2.$$

The concatenation of $\tilde{\alpha}^1$ and $\tilde{\alpha}^2$ now gives the curve satisfying (4.10).

Consider then the general case $x, y \in \overline{\Omega}$. Let $\{x_i\}, \{y_i\} \subset \Omega$ be sequences converging to the points x and y , respectively, and let $\gamma^i: [0, 1] \rightarrow \Omega$ be a collection of constant speed parametrized curves connecting x_i to y_i , and satisfying (4.10) with the same constant $C_{\text{cig-l}}$. Since Ω is bounded and the lengths of the curves are uniformly bounded, by Arzelá-Ascoli there exists a sequence $i_j \nearrow \infty$ and a curve γ such that $\gamma_{i_j} \rightarrow \gamma$ uniformly. Moreover, by the lower semicontinuity of length

$$\begin{aligned} \min\{\ell(\gamma|_{[0,t]}), \ell(\gamma|_{[t,1]})\} &\leq \liminf_{i \rightarrow \infty} \min\{\ell(\gamma^i|_{[0,t]}), \ell(\gamma^i|_{[t,1]})\} \\ &\leq \liminf_{i \rightarrow \infty} C_{\text{cig-l}} \text{dist}(\gamma^i(t), \partial\Omega) \leq C_{\text{cig-l}} \text{dist}(\gamma(t), \partial\Omega), \end{aligned}$$

for all $t \in [0, 1]$. This concludes the general case.

Finally, note that the condition (4.10) still holds if we replace γ with an injective subcurve [7, Lemma 3.1]. \square

We are now ready to prove the main result of this section.

Proof of Theorem 1.3. Let $1 < p < 2$, $\varepsilon > 0$ and $\Omega \subset \mathbb{R}^2$ a bounded and simply connected $L^{1,p}$ -extension domain. Let $z_1, z_2 \in \mathbb{R}^2 \setminus \Omega$, $r = |z_1 - z_2|$, $x = \frac{z_1 + z_2}{2}$, and denote by Ω_i the connected components of $B(x, 3r) \cap \Omega$ for which $\Omega_i \cap B(x, r) \neq \emptyset$. We divide the proof into two steps.

Step 1: Let us first show that we can connect any points $z'_1, z'_2 \in \partial\Omega_i \cap \partial\Omega$ with a suitable curve. By Lemmata 4.1 and 4.3 we know that there exists a curve $\gamma: [0, d] \rightarrow \bar{\Omega}$ parametrized by arc length between z'_1 and z'_2 so that

$$\min \left\{ \ell(\gamma|_{z'_1, z}), \ell(\gamma|_{z'_2, z}) \right\} \leq C_{\text{cig-1}} \text{dist}(z, \partial\Omega) \quad (4.11)$$

for every $z \in \gamma$, where

$$C_{\text{cig-1}} = C(p) \|E\|^{\frac{2p}{2-p}}. \quad (4.12)$$

Let us denote by α^j , $j = 1, 2$, the subcurves of γ such that $\ell(\alpha^1) = \ell(\alpha^2)$ and $\gamma = \alpha^1 \cup \alpha^2$. We parametrize $\alpha^j: [0, \ell(\alpha^j)] \rightarrow \bar{\Omega}$ so that $\alpha^j(0) = z'_j$. We consider two cases. Assume first that $\gamma \subset B(x, 4r)$. By the condition (4.11) we have

$$\ell(\alpha^j|_{[0, t]}) = t \leq C_{\text{cig-1}} \text{dist}(\alpha^j(t), \partial\Omega) \leq 7C_{\text{cig-1}}r \quad \text{for all } t \in [0, \ell(\alpha^j)].$$

Let us then consider the case $\gamma \not\subset B(x, 4r)$. Let Δ be the connected component of $\Omega_i \setminus \gamma$ with $z'_1, z'_2 \in \partial\Delta$ and let C be a cross-cut in Δ connecting z'_1 to a point in $\gamma \setminus B(x, 4r)$. Let w be the first point where C intersects $S^1(x, 4r)$ when travelling from z'_1 . Denote by $S \subset S^1(x, 4r)$ the maximal arc containing w such that $S \cap (\alpha^1 \cup \alpha^2) = \emptyset$. Let w_1, w_2 be the endpoints of S . By reordering if necessary, there exist minimal times t_1, t_2 such that $w_1 = \alpha^1(t_1)$ and $w_2 = \alpha^2(t_2)$. Let α be the curve parametrizing $\alpha^1|_{[0, t_1]} \cup S \cup \alpha^2|_{[0, t_2]}$ by arc length. By (4.11), we have

$$\ell(\alpha^j|_{[0, t]}) = t \leq C_{\text{cig-1}} \text{dist}(\alpha^j(t), \partial\Omega) \leq C_{\text{cig-1}}|w_j - z_j| \leq 7C_{\text{cig-1}}r$$

for all $t \in [0, t_j]$. Suppose $a \in S$ and $b \in \partial\Omega$ satisfy $|a - b| < \frac{1}{2}r$. Then, since S is contained in the interior of Δ and $\Omega_i \subset B(x, 3r)$, we have that the line segment $[a, b]$ intersects one of the α^j at some point $\alpha^j(t)$. Since $\ell(\alpha^j|_{[0, t]}) > \frac{1}{2}r$, we have

$$|a - b| \geq |b - \alpha^j(t)| \geq \text{dist}(\alpha^j(t), \partial\Omega) \geq \frac{r}{2C_{\text{cig-1}}}.$$

Consequently,

$$\text{dist}(S, \partial\Omega) \geq \min \left\{ r, \frac{r}{2C_{\text{cig-1}}} \right\} \geq \frac{r}{2C_{\text{cig-1}}}.$$

Therefore (setting $S = \emptyset$ in the first case),

$$\begin{aligned} \int_{\alpha} \text{dist}(z, \partial\Omega)^{1-p} \, ds(z) &\leq \int_{\alpha^1} \text{dist}(z, \partial\Omega)^{1-p} \, ds(z) + \int_{\alpha^2} \text{dist}(z, \partial\Omega)^{1-p} \, ds(z) \\ &\quad + \int_S \text{dist}(z, \partial\Omega)^{1-p} \, ds(z) \\ &\leq \frac{2}{2-p} \frac{1}{C_{\text{cig-1}}^{1-p}} (7C_{\text{cig-1}}r)^{2-p} + \left(\frac{r}{2C_{\text{cig-1}}} \right)^{1-p} 8\pi r \\ &\leq C(p) C_{\text{cig-1}} |z'_1 - z'_2|^{2-p}. \end{aligned} \quad (4.13)$$

Finally, a connected component A of $\Omega \setminus \alpha$ has finite perimeter in Ω , and since Ω is bounded, the extension \tilde{A} provided by Theorem 1.1 also has finite perimeter in \mathbb{R}^2 . By Proposition 2.2, the boundary $\partial^M \tilde{A}$ decomposes into Jordan loops $\{\Gamma_k\}$.

There exists one Jordan curve Γ_k in the decomposition with $z_1, z_2 \in \Gamma_k$ because the points must be in the same connected component of $\partial^M \tilde{A}$. We now write $\Gamma_k = \alpha * \tilde{\alpha}$ as a union of

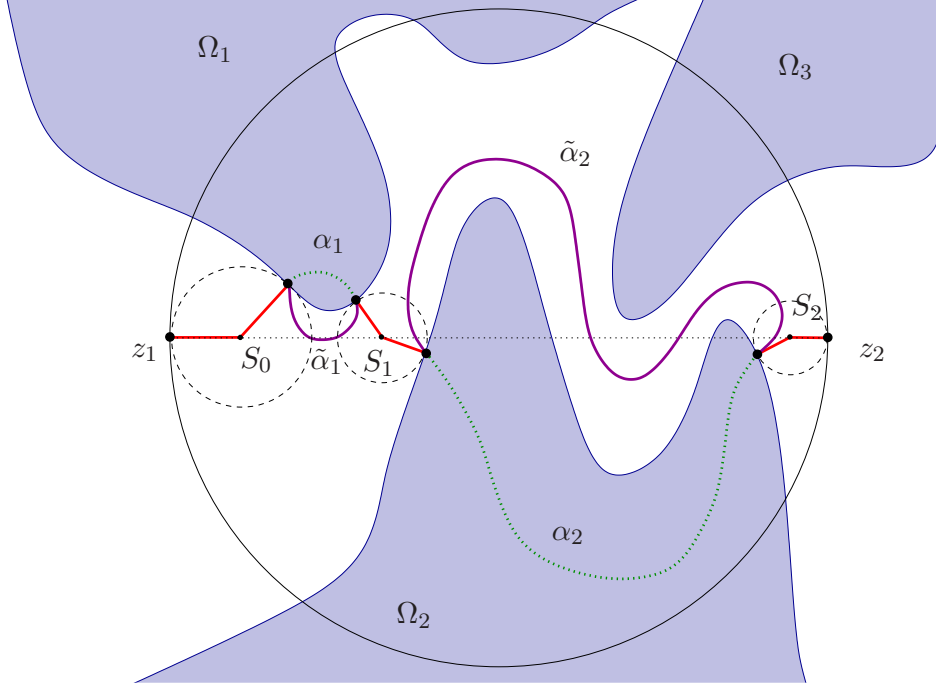


FIGURE 1. The curve γ connecting z_1 and z_2 satisfying (4.1) is constructed by concatenating radial line segments (giving the curves S_i) inside disks completely contained in the complement of Ω and curves $\tilde{\alpha}_i$ that are obtained from Step 1 of the construction as (part of) the boundaries of extensions of sets whose boundary in Ω_i is α_i .

two curves, both having end points z'_1, z'_2 . Therefore $\tilde{\alpha} \subset \mathbb{R}^2 \setminus \Omega$ and by Theorem 1.1 and (4.13), we have

$$\begin{aligned} \int_{\tilde{\alpha}} \text{dist}(z, \partial\Omega)^{1-p} ds(z) &\leq C(p, \varepsilon) \|E\|^{2+p+\varepsilon} \int_{\alpha} \text{dist}(z, \partial\Omega)^{1-p} ds(z) \\ &\leq C(p, \varepsilon) \|E\|^{2+p+\varepsilon} C_{\text{cig-1}} |z'_1 - z'_2|^{2-p}. \end{aligned} \quad (4.14)$$

Step 2: We now construct the curve γ by connecting the sets Ω_i by suitable line-segments and by using Step 1 for each Ω_i to connect the entrance and exit points of Ω_i . See Figure 1 for an illustration of the construction of γ .

Let us first check that by (4.11), we get an upper bound for the number $k \in \mathbb{N}$ of sets Ω_i . By the definition of sets Ω_i , $\Omega_i \cap B(x, r) \neq \emptyset$ for all $i = 1, \dots, k$, so, there exists a curve in Ω_i satisfying (4.11) that starts in $B(x, r)$ and exits $B(x, 3r)$ at some point $z \in S^1(x, 3r)$ so that

$$\text{dist}(z, \partial\Omega) \geq \frac{2r}{C_{\text{cig-1}}}.$$

Consequently, there exists an arc $S \subset S^1(x, 3r) \cap \overline{\Omega}_i$ such that $\mathcal{H}^1(S) > \frac{4r}{C_{\text{cig-1}}}$. Hence, $4k \frac{r}{C_{\text{cig-1}}} < 2\pi \cdot 3r$, and so

$$k < \frac{3}{2} \pi C_{\text{cig-1}}. \quad (4.15)$$

Let us then construct a curve connecting z_1 and z_2 such that (4.1) holds. For notational convenience, write $\Omega_0 = \{z_1\}$ and $\Omega_{k+1} = \{z_2\}$.

Define $O_0 = \Omega_0$, $U_0 = \bigcup_{1 \leq i \leq k+1} \Omega_i$ and a continuous function f_0 by

$$f_0: t \mapsto \text{dist}(O_0, tz_2 + (1-t)z_1) - \text{dist}(U_0, tz_2 + (1-t)z_1), \quad 0 \leq t \leq 1.$$

Let $t_0 = \max\{t \in [0, 1] : f_0(t) = 0\}$, and

$$R_0 := \text{dist}(O_0, t_0 z_2 + (1-t_0)z_1) = \text{dist}(U_0, t_0 z_2 + (1-t_0)z_1).$$

Denote by $P_0 = t_0 z_2 + (1-t_0)z_1$. By the selection of P_0 and R_0 we have $B(P_0, R_0) \subset \mathbb{R}^2 \setminus \Omega$, and there exists $i_0 \in \{i \in \{1, \dots, k, k+1\} : \Omega_i \subset U_0\}$ such that $O_0 \cup \Omega_{i_0} \cup \overline{B}(P_0, R_0)$ is connected.

We continue by induction. Suppose we have found $P_0, \dots, P_j, R_0, \dots, R_j, O_0, \dots, O_j$ and U_0, \dots, U_j . Replacing O_j with $O_{j+1} = O_j \cup \Omega_{i_0}$ and U_j with $U_{j+1} = U_j \setminus \Omega_{i_0}$ we repeat the above process until $i_0 = k+1$.

The above process gives us a (relabelled) sequence $\Omega_0, \dots, \Omega_{j+1}$ such that each adjacent pair Ω_m, Ω_{m+1} may be connected with $S_m = [w_m^2, P_m] \cup [P_m, w_{m+1}^1]$ where $w_0^2 = z_1$, $w_{j+1}^1 = z_2$, and $w_m^2 \in \partial\Omega_m \cap \partial\Omega \cap \overline{B}(P_m, R_m)$ and $w_{m+1}^1 \in \partial\Omega_{m+1} \cap \partial\Omega \cap \overline{B}(P_m, R_m)$ for the other indices, so that

$$\int_{S_m} \text{dist}(z, \partial\Omega)^{1-p} ds(z) \leq \frac{2}{2-p} \cdot R_m^{2-p} \leq \frac{2}{2-p} |z_1 - z_2|^{2-p}. \quad (4.16)$$

For each $m \in \{1, \dots, j\}$ we can connect w_m^1 and w_m^2 with a curve $\tilde{\alpha}_m$ given by the special case that satisfies (4.14) with the obvious changes of notation.

The final curve γ is obtained by the concatenation of the curves

$$S_0, \tilde{\alpha}_1, S_1, \dots, \tilde{\alpha}_{j-1}, S_j, \tilde{\alpha}_j, S_{j+1}.$$

By the bound (4.15) for the number of Ω_i 's, combined with (4.14), (4.16), and (4.12), we see that the curve γ satisfies

$$\begin{aligned} \int_{\gamma} \text{dist}(z, \partial\Omega)^{1-p} ds(z) &\leq \frac{3\pi C_{\text{cig-1}}}{2} \cdot \left(\frac{2}{2-p} + C(p, \varepsilon) \|E\|^{2+p+\varepsilon} C_{\text{cig-1}} \right) |z_1 - z_2|^{2-p} \\ &\leq C(p, \varepsilon) \|E\|^{2+p+\varepsilon} C_{\text{cig-1}}^2 |z_1 - z_2|^{2-p} \\ &\leq C(p, \varepsilon) \|E\|^{\frac{4p}{2-p} + 2+p+\varepsilon} |z_1 - z_2|^{2-p} \\ &\leq C(p, \varepsilon) \|E\|^{\frac{4+4p-p^2}{2-p} + \varepsilon} |z_1 - z_2|^{2-p}. \end{aligned}$$

This concludes the proof of the second step and theorem. \square

5. A SOBOLEV EXTENSION DOMAIN WITH LARGE BOUNDARY

In this section we prove Theorem 1.2 which states the existence of a domain $\Omega \subset \mathbb{R}^3$ such that $\Omega = h(B(0, 1))$ for a homeomorphism $h: \mathbb{R}^3 \rightarrow \mathbb{R}^3$, $\dim_{\mathcal{H}^3}(\partial\Omega) = 3$ and Ω is a $W^{1,p}$ -extension domain for all $p \in [1, \infty]$.

We define first the following Cantor set $C \subset [0, 1]^3$: Choose any strictly increasing sequence of positive numbers $\{\lambda_i\}$ satisfying

$$\lim_{i \rightarrow \infty} \lambda_i = 1/2 \quad ; \quad \prod_{i \geq 1} 2\lambda_i = 0.$$

For instance let $\lambda_i := (1/2)e^{-1/i}$. Define inductively a family of closed sets C_n , with $C_0 = [0, 1]^3$, so that each $C_n = \bigcup_{i=1}^{8^n} C_{n,i}$ consists of 8^n disjoint cubes of sides $l_n = \lambda_1 \cdots \lambda_n$, in such a way that for each i , $C_{n+1} \cap C_{n,i}$ is formed by 8 cubes equally distributed inside $C_{n,i}$ (denote $l_0 = 1$). Namely, they are at least at a distance $e_{n+1} = l_n(1 - 2\lambda_{n+1})/3$ between themselves and also from the boundary of $C_{n,i}$.

Letting $C = \bigcap_{n \geq 0} C_n$, we get a Cantor set of Hausdorff dimension 3 but $\mathcal{L}^3(C) = 0$. The fact that $\dim_{\mathcal{H}}(C) = 3$ follows from $\lambda_i \nearrow \frac{1}{2}$, while $\mathcal{L}^3(C) = 0$ is implied by $\prod_{i \geq 1} 2\lambda_i = 0$. We refer to [28, Corollary 4] for further details.

Let us next define tubes that approach our Cantor set. The tubes will be removed from the open unit cube $(0, 1)^3$ to form Ω so that $C \subset \partial\Omega$. Define first $x_{n,i}$ to be the middle point of the upper face of a cube $C_{n,i}$. Given a cube $C_{n,i}$ we denote by $C_{n-1,j(i)}$ the larger cube that contains it from the previous iteration. Define a decreasing sequence of positive constants c_n by setting $c_0 = e_1/8 \in (0, 1)$ and $c_n = c_{n-1}/64$ for all $n \geq 1$. In particular, we then have $c_n \leq e_n/8$ and $c_n \leq l_n$ for every $n \in \mathbb{N}$.

The tubes will be defined as tubular neighbourhoods of curves $L_{n,i}$ joining $x_{n,i}$ a point $y_{n,i} \in \partial C_{n-1,j(i)}$ on the top face of $C_{n-1,j(i)}$. We require the curves $L_{n,i}$ and points $y_{n,i}$ to satisfy the following conditions:

- (L1) $L_{n,i} \subset C_{n-1,j(i)} \setminus \text{int}(C_{n,i})$.
- (L2) $|y_{n,i} - x_{n-1,j(i)}| \leq c_{n-1}/2$.
- (L3) $\text{dist}(L_{n,i}, L_{n,j}) \geq c_n$ for $i \neq j$.
- (L4) The curves $L_{n,i}$ consist of segments that are parallel to the coordinate axes and have length at least c_n .
- (L5) $L_{n,i}$ approaches $x_{n,i}$ and $y_{n,i}$ perpendicular to the faces of $C_{n,i}$ and $C_{n-1,j(i)}$, respectively.

Using the curves $L_{n,i}$ we then define the tubes as

$$T_{n,i} = \{x \in C_{n-1,j(i)} \setminus \text{int}(C_{n,i}) : \text{dist}(x, L_{n,i}) \leq c_n/2\}.$$

Next we define

$$T_n = \bigcup_{i=1}^{8^n} T_{n,i}$$

for every $n \geq 1$, and finally our domain as

$$\Omega = (0, 1)^3 \setminus \overline{\bigcup_{n \geq 1} T_n}.$$

See Figure 2 for a two-dimensional illustration of the construction.

By construction, we have

$$C \subset \partial \bigcup_{n \geq 1} T_n \subset \partial\Omega \subset \partial(0, 1)^3 \cup \bigcup_{n \geq 1} \bigcup_{i=1}^{8^n} \partial T_{n,i} \cup C.$$

Therefore, $\dim_{\mathcal{H}}(\partial\Omega) = 3$ and $\mathcal{L}^3(\partial\Omega) = 0$ as required. What remains to be checked is that Ω is homeomorphic to the open unit ball and that it is a Sobolev $W^{1,p}$ -extension domain for all $1 \leq p \leq \infty$. We prove these separately in the following two lemmata.

Lemma 5.1. *There exists a homeomorphism $h: \mathbb{R}^3 \rightarrow \mathbb{R}^3$ so that $h(B(0, 1)) = \Omega$.*

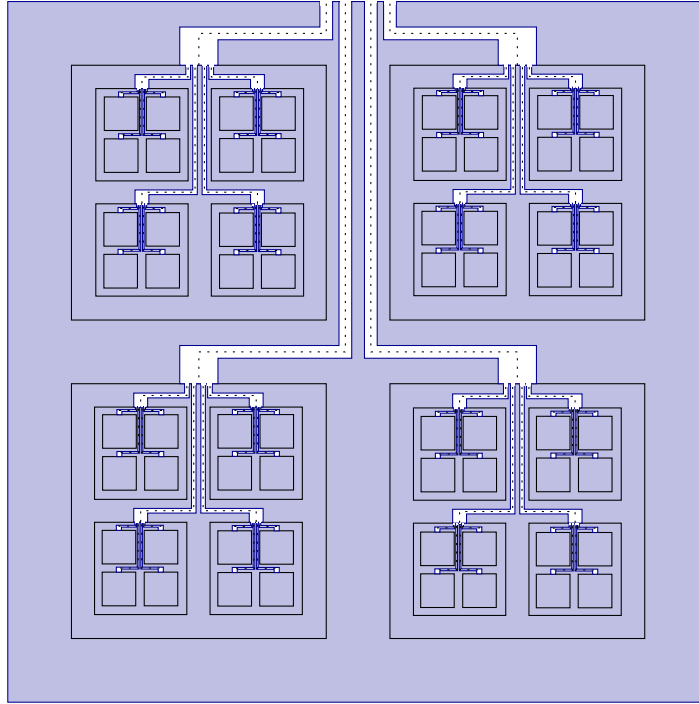


FIGURE 2. A two-dimensional illustration of the construction of Ω . We start with a unit square and remove disjoint tubes that approach the top sides of Cantor set construction pieces. This two-dimensional version is homeomorphic to the unit ball, but contrary to $n \geq 3$ it is not a Sobolev extension domain.

Proof. It is enough to prove the existence of a homeomorphism $h: \mathbb{R}^3 \rightarrow \mathbb{R}^3$ so that $h(\Omega) = (0, 1)^3$ since the unit cube and the unit ball are homeomorphic under a global homeomorphism.

Define the following decreasing sequence of open sets $\{U_n\}_{n \geq 1}$.

$$U_n = \left\{ x \in \mathbb{R}^3 : \text{dist} \left(x, \bigcup_{i \geq n} \overline{T_i} \right) < c_n \right\}.$$

Observe that each U_n has exactly 8^n disjoint connected components. Let us label these components as $U_{n,i} \supset T_{n,i}$. Notice also that

$$\bigcap_{n \geq 1} U_n = C.$$

We now define a sequence of homeomorphisms $h_n = h_{n,1} \circ h_{n,2} \circ \dots \circ h_{n,8^n}$ so that each $h_{n,i}$ satisfies the following conditions:

(H1) For the supports we have

$$\text{spt}(h_{n,i}) := \{x : h_{n,i}(x) \neq x\} \subset U_n.$$

In particular, for a given n they are pairwise disjoint for different i .

(H2) For every two points $x, y \in U_{n+1} \cap U_{n,i}$ we have

$$|h_{n,i}(y) - h_{n,i}(x)| \leq |x - y|.$$

(H3) The map $h_{n,i}$ flattens the boundary of the tube $T_{n,i}$ to the top face of $C_{n-1,j(i)}$:

$$h_{n,i} \left((\partial C_{n-1} \setminus \partial T_{n,i}) \cup \overline{(\partial T_{n,i} \setminus \partial C_{n-1})} \right) = \partial C_{n-1}.$$

Using the maps h_n we then define

$$h = \lim_{n \rightarrow \infty} h_1 \circ \cdots \circ h_n.$$

Let us next check that h is well defined. On one hand, if $x \notin U_n$ for some n , then $h(x) = h_1 \circ \cdots \circ h_n(x)$, since by (H1) we have $h_k(x) = x$ when $k > n$. On the other hand, if $x \in \bigcap_n U_n$, by the pairwise disjointness of $U_{n,i}$ there exists a unique sequence (i_n) so that $x \in U_{n,i_n}$. Since $\text{diam}(U_{n,i_n}) \rightarrow 0$ as $n \rightarrow \infty$, by (H2) also

$$\text{diam}(h(\overline{U_{n,i_n}})) = \text{diam}(h_1 \circ \cdots \circ h_n(\overline{U_{n,i_n}})) \rightarrow 0$$

as $n \rightarrow \infty$. Hence $\{h(x)\} = \bigcap_n h(\overline{U_{n,i_n}})$.

Notice that h maps the Cantor set C bijectively to the Cantor set $\bigcap_n h(\overline{U_n})$. Hence, being a bijection outside the Cantor sets, h is a bijection $\mathbb{R}^n \rightarrow \mathbb{R}^n$. Hence, in order to see that h is a homeomorphism, by domain invariance it is enough to check that h is continuous. This follows by the uniform continuity of the sequence $(h_1 \circ \cdots \circ h_n)_n$ of homeomorphisms given by (H1) and (H2). Thus, as the limit of uniformly continuous mappings, h is continuous.

Let us finally observe that $h(\Omega) = (0,1)^3$. This is due to the condition (H3) implying $h(\partial T_n) \subset \partial(0,1)^3$ for all n and hence, by continuity of h , we have $h(\partial\Omega) = \partial(0,1)^3$. \square

Lemma 5.2. Ω is a Sobolev $W^{1,p}$ -extension domain for all $1 \leq p \leq \infty$.

Proof. Since Ω is a bounded domain it is enough to prove that it is an $L^{1,p}$ -extension domain for the homogeneous norm since for bounded domains these are the same (see [19, 17]). We will provide the extension in two steps. For this purpose we divide each of the tubes $T_{n,i}$ into an even number of shorter pieces of tubes to each of which we can extend the Sobolev function from its small neighbourhood.

Recall that our tubes are of the form

$$T_{n,i} = \{x \in C_{n-1,j(i)} \setminus \text{int}(C_{n,i}) : \text{dist}(x, L_{n,i}) \leq c_n/2\}.$$

We now split each curve $L_{n,i}$ into finitely many parts $J(i,n)$

$$L_{n,i} = \bigcup_{j=1}^{J(i,n)} L_{n,i}^j$$

so that the following four properties hold:

- (P1) $J(n,i)$ is an even number.
- (P2) $\ell(L_{n,i}^j) \in [2c_n, 6c_n]$ for every $j = 1, \dots, J(n,i)$.
- (P3) $L_{n,i}^j \cap L_{n,i}^{j+1}$ is just one point for every $j = 1, \dots, J(n,i) - 1$.
- (P4) $L_{n,i}^1$ touches $\partial C_{n-1,j(i)}$ and $L_{n,i}^{J(n,i)}$ touches $C_{n,i}$.

The property (P1) together with (P2) can be satisfied because by the definition of c_n , we have $\ell(L_{n,i}) \geq 8c_n$. The condition (P3) and (P4) just say that the curves follow one after another in the desired direction. Using the shorter curves $L_{n,i}^j$ we then write $T_{n,i} = \bigcup_{j=1}^{J(n,i)} T_{n,i}^j$, where each shorter tube $T_{n,i}^j$ is the closure of the set of points of $T_{n,i}$ which are closer to $L_{n,i}^j$, for every j .

We define the following open sets from which we extend a given Sobolev function to the corresponding tube. If j is odd, we set

$$U_{n,i}^j = \left\{ x \in \text{int}(C_{n-1,j(i)}) : \text{dist}(x, L_{n,i}^j) < 2c_n, \text{ and } x \text{ is closer to } L_{n,i}^j \text{ than to other } L_{n,i}^{j'} \right\},$$

and if j is even, we set

$$U_{n,i}^j = \left\{ x : \text{dist}(x, T_{n,i}^j) < c_{n+1} \right\}.$$

By the assumptions (L4) and (P2), there exists a constant L so that for every n, i and j there exists a map $f_{n,i}^j: \mathbb{R}^3 \rightarrow \mathbb{R}^3$ which is a composition of an L -biLipschitz map and a similitude so that

$$f_{n,i}^j(U_{n,i}^j) = U_{\text{odd}} \quad \text{and} \quad f_{n,i}^j(T_{n,i}^j) = T,$$

for j odd, and

$$f_{n,i}^j(U_{n,i}^j) = U_{\text{even}} \quad \text{and} \quad f_{n,i}^j(T_{n,i}^j) = T,$$

for j even, where

$$T = \left\{ x = (x_1, x_2, x_3) : x_1 \in [0, 1], \sqrt{x_2^2 + x_3^2} \leq 1 \right\},$$

$$U_{\text{odd}} = \left\{ x = (x_1, x_2, x_3) : x_1 \in (0, 1), \sqrt{x_2^2 + x_3^2} < 2 \right\},$$

and

$$U_{\text{even}} = \{x : \text{dist}(x, T) < 1\}.$$

Now, for instance by Jones' theorem [18], there exists an extension operator

$$E_{\text{odd}}: L^{1,p}(U_{\text{odd}} \setminus T) \rightarrow L^{1,p}(U_{\text{odd}}),$$

since U_{odd} is an (ε, δ) -domain. Consequently, the norms of the operators for odd j

$$E_{n,i}^j: L^{1,p}(U_{n,i}^j \setminus T_{n,i}^j) \rightarrow L^{1,p}(U_{n,i}^j): u \mapsto (E_{\text{odd}}(u \circ (f_{n,i}^j)^{-1})) \circ f_{n,i}^j$$

are uniformly bounded. (Notice that the L -biLipschitz part of $f_{n,i}^j$ changes the norms only by a constant, whereas the similitude parts cancel out their effect on the norm since we use the homogenous norm.)

Similarly, for j even, there exists an extension operator

$$E_{\text{even}}: L^{1,p}(U_{\text{even}} \setminus T) \rightarrow L^{1,p}(U_{\text{even}}),$$

and so each of the operators for even j

$$E_{n,i}^j: L^{1,p}(U_{n,i}^j \setminus T_{n,i}^j) \rightarrow L^{1,p}(U_{n,i}^j): u \mapsto (E_{\text{even}}(u \circ (f_{n,i}^j)^{-1})) \circ f_{n,i}^j$$

are also uniformly bounded.

Next we see from the assumption (L3) that the collection $\{U_{n,i}^j\}_{j \text{ odd}}$ is pairwise disjoint. Hence, the extension operator

$$E^1: L^{1,p}(\Omega) \rightarrow L^{1,p} \left((0, 1)^3 \setminus \bigcup_{\substack{i,n \\ j \text{ even}}} T_{n,i}^j \right)$$

defined by

$$E^1 u(x) = \begin{cases} E_{n,i}^j(u|_{U_{n,i}^j \setminus T_{n,i}^j})(x), & \text{if } x \in U_{n,i}^j \text{ with } j \text{ odd,} \\ u(x), & \text{otherwise,} \end{cases}$$

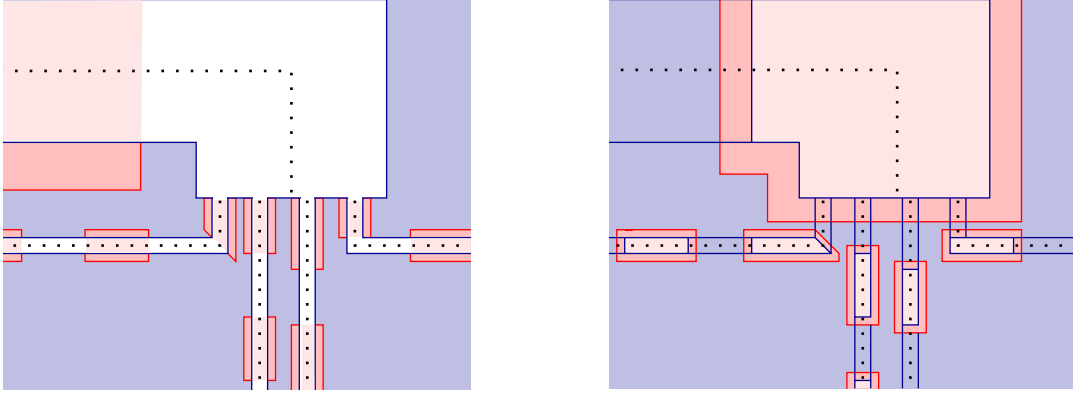


FIGURE 3. A two-dimensional illustration of the extension operator E^1 (on the left) that fills in every second piece of the tubes, and the extension operator E^2 (on the right) that fills in the rest of the pieces.

is bounded. Then we use again the assumption (L3) to notice that also the collection $\{U_{n,i}^j\}_{j \text{ even}}$ is pairwise disjoint. Therefore, also the extension operator

$$E^2: L^{1,p} \left((0,1)^3 \setminus \overline{\bigcup_{\substack{i,n \\ j \text{ even}}} T_{n,i}^j} \right) \rightarrow L^{1,p}((0,1)^3 \setminus C)$$

defined by

$$E^2 u(x) = \begin{cases} E_{n,i}^j(u|_{U_{n,i}^j \setminus T_{n,i}^j})(x), & \text{if } x \in U_{n,i}^j \text{ with } j \text{ even,} \\ u(x), & \text{otherwise,} \end{cases}$$

is bounded. See Figure 3 for an illustration of the extension operators E^1 and E^2 .

Finally, we observe that $(0,1)^3$ is an extension domain (with some extension operator E^3) and the set C is removable for Sobolev functions since its projection to any coordinate plane has zero two-dimensional measure. Thus, $E^3 \circ E^2 \circ E^1: L^{1,p}(\Omega) \rightarrow L^{1,p}(\mathbb{R}^3)$ is a bounded extension operator. \square

REFERENCES

- [1] L. Ambrosio, V. Caselles, S. Masnou and J.-M. Morel, *Connected components of sets of finite perimeter and applications to image processing*, J. Eur. Math. Soc. **3**, 39–92 (2001).
- [2] L. Ambrosio, N. Fusco, and D. Pallara, *Functions of bounded variation and free discontinuity problems*, Oxford Mathematical Monographs. The Clarendon Press, Oxford University Press, New York, 2000
- [3] B. Bojarski, P. Hajlasz, P. Strzelecki, *Improved $C^{k,\lambda}$ approximation of higher order Sobolev functions in norm and capacity*. Indiana Univ. Mat. J. **51** (2002), 507–540.
- [4] Yu. D. Burago and V. G. Maz’ya, *Certain questions of potential theory and function theory for regions with irregular boundaries* (Russian), Zap. Naučn. Sem. Leningrad. Otdel. Mat. Inst. Steklov (LOMI) **3** (1967) 152pp.
- [5] A. P. Calderon, *Lebesgue spaces of differentiable functions and distributions*, Proc. Sympos. Pure Math. IV (1961) 33-49.
- [6] L. Cr. Evans and R. F. Gariepy, *Measure theory and fine properties of functions. Revised edition*, Textbooks in Mathematics. CRC Press, Boca Raton, FL (2015), xiv+299 pp.

- [7] K. J. Falconer, *The geometry of fractal sets*. Cambridge Tracts in Mathematics, vol. 85. Cambridge University Press, Cambridge, 1986.
- [8] H. Federer, *Geometric Measure Theory*. Berlin, Heidelberg, New York: Springer 1969.
- [9] M. García-Bravo and T. Rajala, *Strong BV-extension and $W^{1,1}$ -extension domains*, preprint.
- [10] M. García-Bravo, T. Rajala and J. Takanen, *Two-sided boundary points of Sobolev-extension domains on Euclidean spaces*, preprint.
- [11] V. M. Gol'dshtein, T. G. Latfullin and S. K. Vodop'yanov, *A criterion for the extension of functions of the class L_2^1 from unbounded plain domains (Russian)*, *Sibirsk. Mat. Zh.* **20** (1979), 416–419.
- [12] V. M. Gol'dshtein and Yu. G. Reshetnyak, *Quasiconformal mappings and Sobolev spaces*, Mathematics and its Applications (Soviet Series), **54** (1990), Kluwer Academic Publishers Group, Dordrecht.
- [13] V. M. Gol'dshtein and S. K. Vodop'yanov, *Prolongement de fonctions différentiables hors de domaines planes (French)*, *C. R. Acad. Sci. Paris Ser. I Math.* **293** (1981), 581–584.
- [14] P. Hajlasz and J. Kinnunen, *Holder quasicontinuity of Sobolev functions on metric spaces*. *Rev. Mat. Iberoamericana*, **14** (1998), 601–622.
- [15] P. Hajlasz, P. Koskela, and H. Tuominen, *Sobolev embeddings, extensions and measure density condition*, *J. Funct. Anal.* **254** (2008), no. 5, 1217–1234.
- [16] H. Hakobyan, and D. Herron, *Euclidean Quasiconvexity*, *Ann. Acad. Sci. Fenn. Math.* **33** (2008), 205–230.
- [17] D. Herron and P. Koskela, *Uniform, Sobolev extension and quasiconformal circle domains*, *J. Anal. Math.* **57** (1991), 172–202.
- [18] P. W. Jones, *Quasiconformal mappings and extendability of Sobolev functions*, *Acta Math.* **47** (1981), 71–88.
- [19] P. Koskela, *Capacity extension domains*, *Ann. Acad. Sci. Fenn. Ser. A I Math. Dissertationes* no. **73** (1990), 42 pp.
- [20] P. Koskela, *Removable sets for Sobolev spaces*, *Ark. Mat.* **37** (1999) 291–304.
- [21] P. Koskela, M. Miranda Jr. and N. Shanmugalingam, *Geometric properties of planar BV extension domains*, in: *Around the Research of Prof. Maz'ya I*, in: *International Mathematical Series*, 2010, pp.255–272, *Function Spaces; Topics* (Springer collection).
- [22] P. Koskela, T. Rajala, and Y. Zhang, *A geometric characterization of planar Sobolev extension domains*, preprint.
- [23] P. Koskela, T. Rajala and Y. Zhang, *Planar $W^{1,1}$ -extension domains*, preprint.
- [24] P. Lahti, X. Li and Z. Wang, *Traces of Newton-Sobolev, Hajlasz-Sobolev, and BV functions on metric spaces*, *Ann. Sc. Norm. Super. Pisa Cl. Sci. (5)*, **22** (2021), 1353–1383.
- [25] D. Lučić, T. Rajala, and J. Takanen, *Dimension estimates for the boundary of planar Sobolev extension domains*, *Advances in Calculus of Variations* (to appear) 16 pp.
- [26] O. Martio and J. Sarvas, *Injectivity theorems in plane and space*, *Ann. Acad. Sci. Fenn. Ser. A I Math.* **4** (1978), 383–401.
- [27] Vl. Maz'ya, *Sobolev spaces with applications to elliptic partial differential equations*. Second, revised and augmented edition. *Grundlehren der Mathematischen Wissenschaften*, 342. Springer, Heidelberg, 2011. xxviii+866 pp.
- [28] C. Ganesa Moorthy, R. Vijaya, and P. Venkatachalapathy, *Hausdorff Dimension of Cantor-like sets*, *Kyungpook Math. J.* Vol. **32**, No. 2 (1992) 197–202.
- [29] R. Näkki and J. Väisälä, *John disks*, *Exposition. Math.* **9** (1991), 3–43.
- [30] P. Shvartsman, *On Sobolev extension domains in \mathbb{R}^n* , *J. Funct. Anal.* 258 (2010), no. **7**, 2205–2245.
- [31] P. Shvartsman and N. Zobin, *On planar Sobolev L_m^p -extension domains*, *Adv. Math.* 287 (2016), 237–346,
- [32] E. M. Stein, *Singular Integrals and Differentiability Properties of Functions*, Princeton Mathematical Series, vol. 30, Princeton University Press, Princeton, N.J., 1970.
- [33] J. Takanen, *Dimension estimate for two-sided points of planar Sobolev extension domains*, preprint.

DEPARTAMENTO DE ANÁLISIS MATEMÁTICO Y MATEMÁTICA APLICADA, FACULTAD DE CIENCIAS MATEMÁTICAS,
UNIVERSIDAD COMPLUTENSE, 28040, MADRID, SPAIN

Email address: miguel105@ucm.es

UNIVERSITY OF JYVASKYLA, DEPARTMENT OF MATHEMATICS AND STATISTICS, P.O. Box 35 (MAD),
FI-40014 UNIVERSITY OF JYVASKYLA, FINLAND

Email address: tapio.m.rajala@jyu.fi

Email address: jyrki.j.takanen@jyu.fi