

Environment-assisted modulation of heat flux in a bio-inspired system based on collision model

Ali Pedram,^{1,*} Barış Çakmak,^{2,†} and Özgür E. Müstecaphoğlu^{1,3,‡}

¹*Department of Physics, Koç University, Istanbul, Sarıyer 34450, Türkiye*

²*College of Engineering and Natural Sciences, Bahçeşehir University, Beşiktaş, Istanbul 34353, Türkiye*

³*TÜBİTAK Research Institute for Fundamental Sciences, 41470 Gebze, Türkiye*

The high energy transfer efficiency of photosynthetic complexes has been a topic of research across many disciplines. Several attempts have been made in order to explain this energy transfer enhancement in terms of quantum mechanical resources such as energetic and vibration coherence and constructive effects of environmental noise. The developments in this line of research have inspired various biomimetic works aiming to use the underlying mechanisms in biological light harvesting complexes for improvement of synthetic systems. In this article we explore the effect of an auxiliary hierarchically structured environment interacting with a system on the steady-state heat transport across the system. The cold and hot baths are modeled by a series of identically prepared qubits in their respective thermal states, and we use collision model to simulate the open quantum dynamics of the system. We investigate the effects of system-environment, inter-environment couplings and coherence of the structured environment on the steady state heat flux and find that such a coupling enhances the energy transfer. Our calculations reveal that there exists a non-monotonic and non-trivial relationship between the steady-state heat flux and the mentioned parameters.

Keywords: open quantum systems; quantum thermodynamics; collision model

I. INTRODUCTION

Photosynthesis is the natural photochemical process of converting the energy of light into chemical energy, which can be used by an organism itself. Most plants, algae, and cyanobacteria are known to perform photosynthesis. Since its discovery almost three centuries ago, it has been a topic of continuous research. In the initial stage of this process, the energy from light is absorbed by the light harvesting antenna complex (a network of chromophores), and the excitation energy is transferred to the reaction center. Antenna complexes are very diverse in their structure, and we can classify the photosynthetic organisms based on the structure of their antennas. One of the remarkable features of photosynthesis, which also has attracted the attention of the physics community, is its high energy transfer efficiency during this stage [1].

There has been many theoretical and experimental attempts to uncover the underlying physical mechanism responsible for such an efficient energy transfer in the biological light harvesting systems. Specifically, the role of quantum mechanics in excitation energy transfer has been a topic of active debate within the scientific community. The subject of considerable fraction of these studies is the Fenna-Matthews-Olson (FMO) complex, which is a pigment-protein complex found in green sulfur bacteria and is responsible for funneling the exciton energy collected by the chlorosome antenna to the reaction center.

One of the processes using which the photosynthetic light harvesting systems are thought to transfer the solar energy is called electronic (or excitation) energy transfer (EET), resonance energy transfer (RET), fluorescence resonance energy transfer, or Förster resonance energy transfer (FRET). In this process the photoexcitation induces an oscillating dipole in the excited (donor) molecule. A molecule nearby (acceptor) can feel the oscillating electric field associated with the donor molecule's oscillating dipole, which in turn induces a dipole in the acceptor molecule. Once the donor molecule relaxes to its ground state, the excess energy gets transferred to the acceptor incoherently via emission of a virtual photon. In short, the FRET theory is the application of the Fermi Golden rule to the molecular systems in which the donor is in its excited state and the acceptor in its ground state. The earliest experimental observations of this process were done in 1922 by Frank et al. and Carlo [2–4]. The role of dipole-dipole interactions in this form of energy transfer was first put forward by F. Perrin and J. Perrin [5, 6]. In his seminal work, Förster found that the energy transfer through this nonradiative dipole-dipole coupling depends on

* apedram19@ku.edu.tr

† baris.cakmak@eng.bau.edu.tr

‡ omustecap@ku.edu.tr

spectral overlap and intermolecular distance of the molecules [7–10]. An early example of Förster’s theory in light harvesting systems is the study on electronic excitation transfer of photosynthetic purple bacteria by Duysens in 1951 [11].

It is worth mentioning that Förster’s theory doesn’t give an accurate description of the energy transfer process when the chromophores are packed tightly and are very close to each other, because in this case the inter-chromophore coupling becomes strong and the inter-chromophore orbital overlap is no longer negligible. Under these conditions the excitation is delocalized (shared) between the molecules. The methodology used in the theoretical simulation of photosynthetic energy transfer depends on the strength of inter-chromophore interactions and chromophore-environment interaction. In the cases where the inter-chromophore coupling is weak (strong) compared with the chromophore-environment coupling, the excitation transfer dynamics is well described by Förster (Redfield) theory [12, 13] in which the energy spread is incoherent (coherent). For the intermediate coupling regime, the interplay between coherent and incoherent energy transfer modes becomes highly nontrivial. Several theoretical approaches, including modified Redfield theory, generalized Markovian master equation, hierarchical equations of motion and other methods have been used to model the energy transfer in the intermediate coupling regime [14–23].

One of the earliest theoretical studies on the coherent energy transfer contribution in photosynthetic complexes was carried out by Leegwater using a phenomenological model to distinguish between the coherent and incoherent dynamics [15]. Subsequently, Schulten et al. suggested that coherence increases the FRET rates in light harvesting purple bacteria by causing a spectral shift and improving resonance between the bacteriochlorophyll (BChl) clusters [24]. In the following years quantum coherence contributions in photosynthetic energy transfer became a topic of considerable interest within quantum physics and quantum chemistry community, a trend that continues to this day. A significant body of scientific work investigate the possibility of quantum coherence at the physiological conditions and link between the coherence in light harvesting complexes and their energy transfer efficiency.

Comprehensive critical reviews on energy transfer in these complexes and possible coherence effects in photosynthesis are available in the literature [25–28]. Experimental studies by Savikhin et al. [29] on the FMO complex using fluorescence anisotropy claimed the existence of quantum beating in its exciton levels. Later, using two-dimensional time-resolved spectroscopy experiments, Fleming et al. reported the existence of long-lived oscillatory patterns at cryogenic temperatures in FMO [30] and LH2 [31] complexes which were attributed to the dynamic electronic coherence in these structures. In the subsequent experimental works it was argued that the dynamical effects of coherence also manifest in room temperature and might play a role in the energy transfer process [32–34]. Particularly, Engel’s work [30] attracted the attention of the quantum information community because it was claimed that using this coherence, the photosynthetic organism might perform a Grover search algorithm in order to find the optimal pathway for energy transfer. This work caused a paradigm shift in the study of energy transport in the light harvesting complexes and a significant number of papers that have been published ever since, focus on studying dynamical coherence in several models and making connections between coherence and spatial domain energy transfer. Several mechanisms have been proposed to explain how quantum coherence alone or coherent dynamics alongside with environmental noise, aids the light harvesting complex in energy transfer [35–38].

In recent years, several theoretical and experimental works have been published which dispute the significance of the coherent energy transport in biological light harvesting complexes [39–43]. In the light of these developments, environmental noise tunes the spectral properties of the biological light harvesting complex, which can be thought of as an enhanced thermalization device, in a way to boost its transport efficiency. This phenomena is typically called noise assisted transport (NAT) or environment assisted quantum transport (ENAQT). In recent years an experimental verification of the constructive role of the environmental noise on the energy transport properties of light harvesting complexes, based on superconducting qubits is demonstrated by Potočník et al. [44]. In this work the energy transport properties a network of 3 superconducting qubits, which simulate the chromophores chlorophyll molecules, is studied upon excitation with both coherent and incoherent light. It is found that introducing noise to system can have positive effect on the energy transmission.

These studies are of great importance because understanding the physical mechanism responsible for biological photosynthetic light harvesting systems and their limitations might lead the way in order to design biomimetic devices with comparable or even greater efficiency than their biological counterparts. Bio-inspired designs based on photosynthetic complexes have proven to be promising and efficient and are currently a subject of an active and diverse research effort encompassing quantum optics [45, 46], quantum thermodynamics [47–49], and energy transport and conversion [50–53].

In the past decade, quantum collision models, a.k.a repeated interaction schemes, have gained popularity in order

to model open quantum system dynamics [54–63]. In collision models, the bath is modeled as a collection of identical ancillae with which an open system interacts one at a time. Collision models can simulate any Markovian open system dynamics [64] but they are also particularly insightful for studies on non-Markovian open system dynamics and open quantum systems with correlations between system and environment. Recently, there have been attempts to utilize the repeated interaction scheme to study the transport phenomena in light harvesting complexes. Chisholm et al., using a stochastic collision model, studied the transport phenomena in a quantum network model of the FMO complex, investigating the Markovian and non-Markovian effects [65]. Gallina et al. have simulated the dephasing assisted transport of a four-site network based on a collision model using the IBM Qiskit QASM simulator [66].

Inspired by the experimental setup given in [44] for simulating the energy transport in biological light harvesting complexes using superconducting qubits, we use a quantum collision model to investigate the heat transport in a similar network of qubits whose role is to transfer energy from a hot bath to a cold bath. The goal is to study the effect of interaction between the system and a hierarchically structured environment (HSE), on the steady state heat flux. Collision models have proven to be effective in thermodynamic analysis of a network of qubits between two thermal baths [67], a qubit coupled to a structured environment [68] and a system of qubits interacting with a thermal and a coherent thermal bath [69]. Also, coupling with an HSE is shown to have a profound effect on coherent exciton transfer [70]. However, to the best of our knowledge modulation of heat flow between two thermal baths using an auxiliary HSE has not been investigated. Such an auxiliary HSE in a natural system could be envisioned as a background matrix molecules supporting a system of energy transfer molecules. Therefore our work utilizes the concepts and methods of the mentioned works to explore the thermodynamic behavior of an open quantum system in a complex environment.

The remainder of this work is organized as follows. In section II we describe the components of our model, namely the system, the HSE, the heat baths and their interaction. Next, we describe the repeated interaction framework and quantify the heat flux. In section III first we show the effect of the system-environment and inter-environment interactions on enhancement of the transient and steady-state heat flux and provide with a possible explanation for this behavior. We then continue to analyze the effect of coherence in the HSE on the steady-state heat flux. Finally, we discuss our results in section IV.

II. THE COLLISION MODEL

We consider a system containing 3 qubits, S_1 , S_2 and S_3 , arranged on a line. Each system qubit interacts with its nearest neighbor and S_1 and S_3 interact with a set of ancillary qubits representing the hot and cold thermal baths (temperatures T_h and T_c) respectively which we call as R_n^h and R_n^c . Our goal is to study the effect of an auxiliary HSE interacting locally with S_2 , on energy transfer from the hot bath to the cold bath. HSE itself is composed of a qubit A , with which S_2 directly interacts, and a set of ancillary qubits B_n interacting with qubit A . A schematic representation of our model is given in Figure 1.

The initial states of the hot bath qubits taken to be the thermal state of their Hamiltonian at temperature T_h while the initial states of the system qubits, qubit A and the cold bath qubits are assumed to be the thermal states of their corresponding free Hamiltonian at temperature T_c . The initial state for qubits B_n is taken to be

$$\rho_B = p |\psi\rangle \langle\psi| + (1-p)\rho_B^{th} \quad (1)$$

where $p \in [0, 1]$ and ρ_B^{th} is the thermal state of the qubit at temperature T_c . The state $|\psi\rangle$ is defined as

$$|\psi\rangle = \frac{1}{Z_e} (e^{-\frac{1}{4}\omega_e\beta_c} |0\rangle + e^{\frac{1}{4}\omega_e\beta_c} |1\rangle), \quad (2)$$

where $Z_e = \text{Tr}[exp(-\beta_c \hat{H}_e^0)]$ is the partition function and β_c is the inverse temperature. The form of density matrix given by equation 1 assures that the diagonal elements of ρ_B and ρ_B^{th} are identical but the diagonals are non-zero for $p \neq 0$. Hence, p is the parameter which controls the amount of coherence in the HSE. The free Hamiltonians for the qubits are all of the form $\hat{H}_i^0 = \omega_i/2\hat{\sigma}_z^i$ for $i = 1, 2, 3, h, c, e$ in which ω_i and $\hat{\sigma}_z^i$ are the corresponding transition frequencies and Pauli z operators. The system Hamiltonian is given by the sum of free and interaction Hamiltonians of the system qubits as

$$\hat{H}_{\text{sys}} = H_{\text{sys}}^0 + H_{\text{sys}}^I = \sum_i \frac{\omega_i}{2} \hat{\sigma}_z^i + \sum_{i < j} g_{ij} (\hat{\sigma}_+^i \hat{\sigma}_-^j + \hat{\sigma}_-^i \hat{\sigma}_+^j), \quad (3)$$

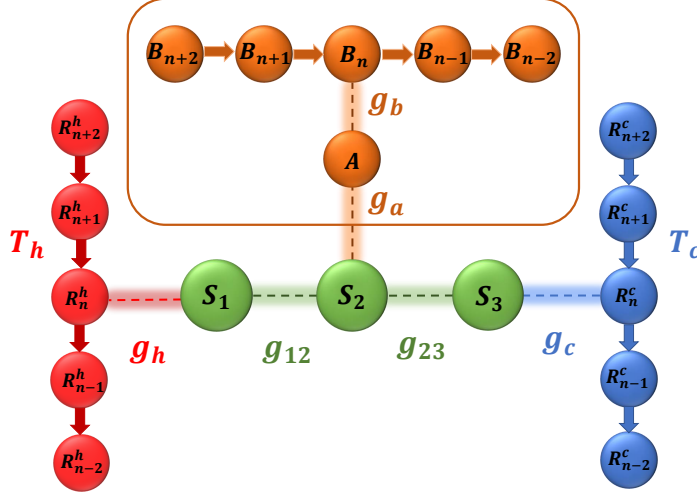


FIG. 1. A schematic representation of the model. The system qubits, denoted by S_1 , S_2 and S_3 are interacting with each other and the qubits from the cold bath, hot bath and the hierarchical environment.

in which $\hat{\sigma}_+$ and $\hat{\sigma}_-$ are the Pauli plus and minus operators. The interaction Hamiltonian for the system and hot bath and cold bath qubits respectively are

$$\hat{H}_h^I = g_h(\hat{\sigma}_+^1 \hat{\sigma}_-^h + \hat{\sigma}_-^1 \hat{\sigma}_+^h) \quad (4)$$

$$\hat{H}_c^I = g_c(\hat{\sigma}_+^3 \hat{\sigma}_-^c + \hat{\sigma}_-^3 \hat{\sigma}_+^c). \quad (5)$$

The interaction between qubits A and S_2 is described by the following Hamiltonian.

$$\hat{H}_{SA}^I = g_a \hat{\sigma}_z^2 \hat{\sigma}_z^A. \quad (6)$$

The Hamiltonian for the inter-environment interaction is

$$\hat{H}_{AB}^I = g_b(\hat{\sigma}_+^A \hat{\sigma}_-^B + \hat{\sigma}_-^B \hat{\sigma}_+^A) \quad (7)$$

Considering all the interaction times of collisions to be equal to t_c , using $U_i = \exp(-iH_i^I t_c/\hbar)$ we can calculate the corresponding time evolution operator for each interaction Hamiltonian. Each "collision" is a unitary time evolution between the qubits as described by these time evolution operators. The repeated interaction scheme we considered is as follows.

1. R_n^h interacts with S_1
2. S_1 interacts with S_2
3. S_2 interacts with A
4. A interacts with B_n
5. S_2 interacts with S_3
6. S_3 interacts with R_n^c

After each set of collisions, the qubits for the hot bath R_n^h , cold bath R_n^c and the HSE, B_n are traced out and are replaced with fresh ones R_{n+1}^h , R_{n+1}^c and B_{n+1} in their corresponding initial states. We emphasize that qubit A is not reset to its initial state; it plays a role as an interface between a larger background (B_n qubits) and the qubits forming the energy transport medium (S_1 , S_2 , S_3). The qubit A and B_n qubits form an HSE to the transport medium qubits.

Our collision model reflects a hierarchical coupling between the transport system and the auxiliary environment. Based on this scheme, the thermal energy transferred to the cold bath from the system at each collision step n can be written as

$$\Delta Q_n = \text{Tr}[\hat{H}_c(\tilde{\rho}_c^n - \rho_c^n)], \quad (8)$$

in which ρ_c^n and $\tilde{\rho}_c^n$ are the density matrices for the cold bath qubit before and after collision respectively. Based on this definition, the heat current can be defined as

$$J_n := \frac{\Delta Q_n}{t_c} = \frac{1}{t_c} \text{Tr}[\hat{H}_c(\tilde{\rho}_c^n - \rho_c^n)]. \quad (9)$$

These sets of collisions repeat until the energy transport per collision reaches a steady state. Hence, the steady state heat flux becomes

$$J_{ss} = \lim_{n \rightarrow \infty} \frac{1}{t_c} \text{Tr}[\hat{H}_c(\tilde{\rho}_c^n - \rho_c^n)]. \quad (10)$$

III. RESULTS

In this section we study the effects of g_a , g_b and p , on the heat flux transported to the cold bath. We assume each qubit has the same transition frequency ω_0 and use as our time-energy scaling parameter so that we use scaled and dimensionless parameters, where $\omega_0 = 1$. In our work we consider two sets of weak and strong inter-system couplings. In all our calculations the system-bath interaction couplings are taken to be $g_c = g_h = 20$.

A. Effect of the system-HSE and inter-HSE couplings

Using the framework laid out in section II we can quantify the amount of energy transferred from the hot bath to the cold bath with and without the system-environment interaction. For the network of qubits demonstrated in Figure 1 the results are shown in Figure 2.

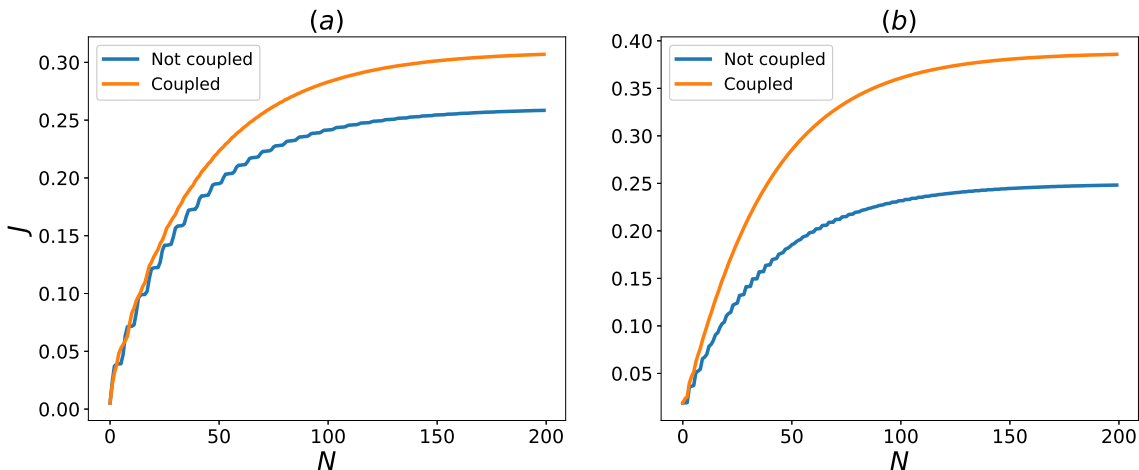


FIG. 2. Heat flux to the cold bath, J , with and without interaction with the HSE in different coupling regimes. The HSE are assumed to be in thermal state ($p = 0$) and for blue curves we have $g_a = 0$. The remaining couplings are (a) $g_{12} = 100$, $g_{23} = 50$ and for the orange curve $g_a = g_b = 40$ (b) $g_{12} = 200$, $g_{23} = 100$ and for the orange curve $g_a = g_b = 80$.

It is evident from Figure 2 that coupling with HSE enhances transient and steady-state heat transfer in both of the coupling regimes that is considered. A qualitative reason for one of the mechanisms responsible for this behavior

can be given based on the energy level diagram of the system Hamiltonian as given in Figure 3.

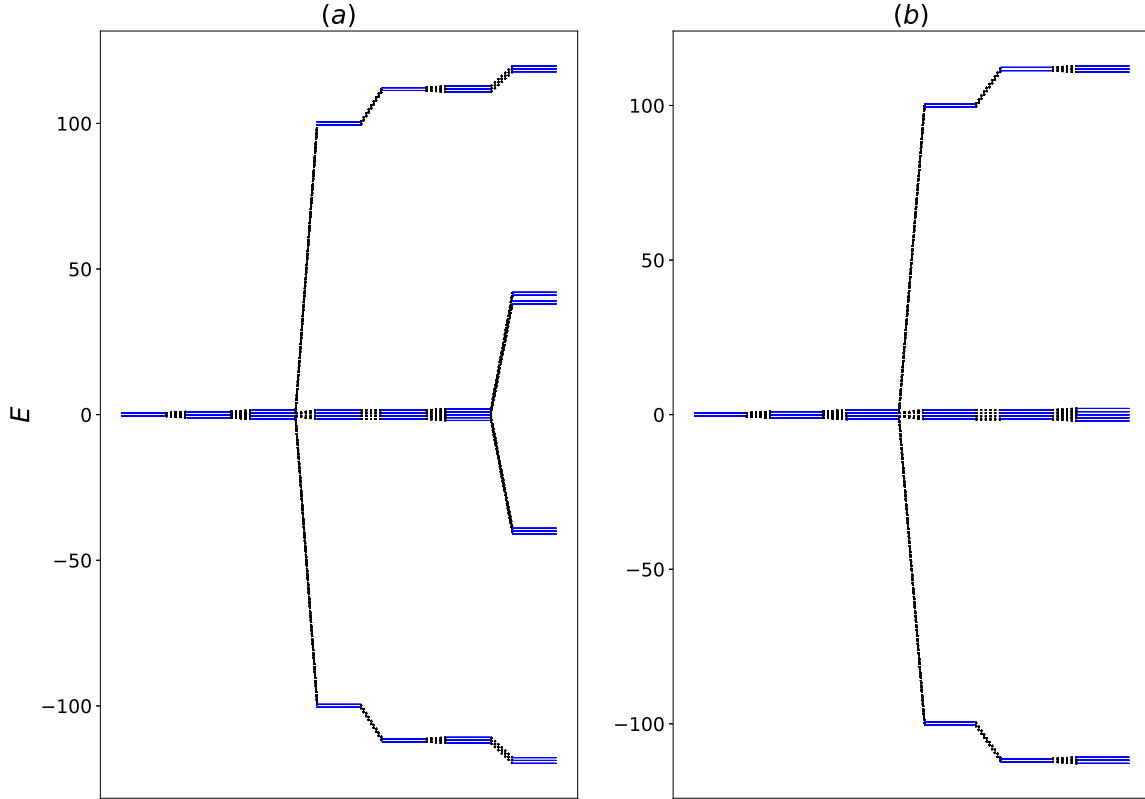


FIG. 3. Energy level diagram for the system with and without interaction with the HSE. The interaction couplings of the system are $g_{12} = 100$ and $g_{23} = 50$. The system-HSE interaction is (a) $g_a = 40$ (b) $g_a = 0$.

From Figure 3 we can see that the interaction between system and the HSE modulates the energy levels of the system. The changes in the energy levels decreases the transition energy between some states therefore makes such transitions more accessible to the hot thermal bath. Therefore the net thermal energy transfer increases upon interacting with the HSE. It is worth mentioning that due to the form of the interaction Hamiltonian H_{SA}^I given in equation 6, there is no energy transfer between qubits A and S_2 . Hence, the system qubits constitute the only energy transport pathway between the thermal baths. In Figure 4 the steady-state heat flux for various magnitudes of the interaction coupling strength is shown (coherence in the HSE is not taken into account).

It is clear that for a fixed g_b , the steady-state heat flux J_{ss} displays an oscillatory behavior with increase in g_a . However fixing g_a we get a monotonic increase in J_{ss} by increasing g_b . This enhancement is more pronounced in the central region of the parameter regime considered for g_a . Also, comparing Figure 4(a) and Figure 4(b) we see that increasing the inter-system couplings g_{12} and g_{23} makes it more difficult to gain a substantial increment in J_{ss} for a lower g_b coupling but it also makes it possible to achieve the maximal value for J_{ss} for a lower g_a .

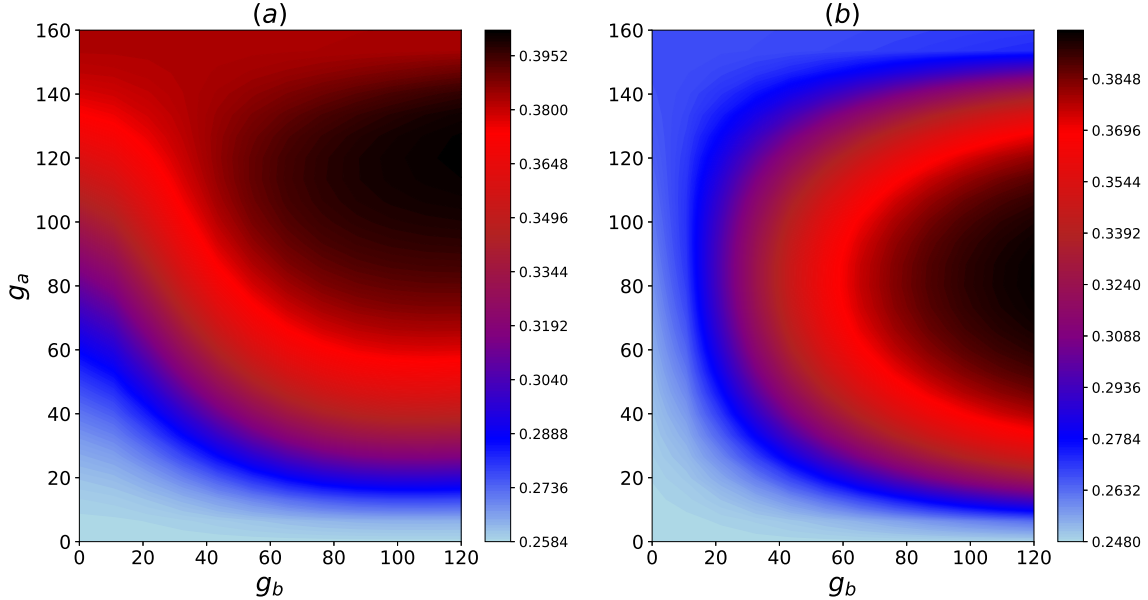


FIG. 4. Contour plots for the steady state heat flux J_{ss} vs system-HSE and inter-HSE couplings g_a and g_b considering no coherence in HSE ($p = 0$). The inter-system couplings are (a) $g_{12} = 100$, $g_{23} = 50$ (b) $g_{12} = 200$, $g_{23} = 100$.

B. Effect of coherence within the HSE

Now we turn our attention to the effect of coherence within HSE on the steady-state heat transfer. For this aim, in Figure 5 the changes in J_{ss} for different values of p and g_a . The results indicate that there is a negligible gain in J_{ss} for increased values of coherence specially for smaller g_b as shown in Figure 5(a). However, from Figure 5(b) it is clear that for a larger value of inter-HSE coupling g_b , there is a noteworthy enhancement of J_{ss} within a certain interval for g_a . Also, for a fixed p , J_{ss} shows an oscillatory behavior by increasing g_a .

For a larger set of inter-system couplings, $g_{12} = 200$ and $g_{23} = 100$, the changes in J_{ss} for different values of p and g_a is given in Figure 5(c) and Figure 5(d). In this case, similar to the previous case, J_{ss} displays an oscillatory behavior. However, unlike the weakly coupled system qubits considered earlier, coherence plays a destructive role in the steady-state heat transport specially for smaller values of g_b . Reduction in J_{ss} is more significant for the mid-range values of g_a considered in this work. From Figure 5(b) we see that for a larger g_a , there is a negligible reduction in the steady-state heat transport with an increased p .

In Figure 6 the values of J_{ss} by changes in the coherence parameter p and g_b is shown. For smaller inter-system couplings as shown in Figure 6(a) and Figure 6(b), there is a limited gain in J_{ss} for an increased p specially for smaller values of g_b . This gain is more significant for larger values of g_b .

For the strongly coupled system qubits, as shown in Figure 6(c) and Figure 6(d), increasing the coherence has detrimental effect on the steady-state heat flux. Decrease in J_{ss} with an increased p is more severe for larger values of g_a and g_b as shown in Figure 6(d).

IV. DISCUSSION

Inspired by the recent developments concerning the constructive effect of noise in energy transport in biological light harvesting complexes, we have studied the effect of an auxiliary, HSE interacting with a linear system of three qubits on heat transport from a hot bath to the cold bath, connected by this system. We saw that such a coupling modulates, and in a broad range of parameters enhances, the transient and steady state heat transport. This is partly due to the changes in the energy levels of the total system Hamiltonian, including the interaction with the HSE. Due to these changes the thermal baths can access and induce transitions in the energy levels of the system more easily, hence enhancing the heat transport.

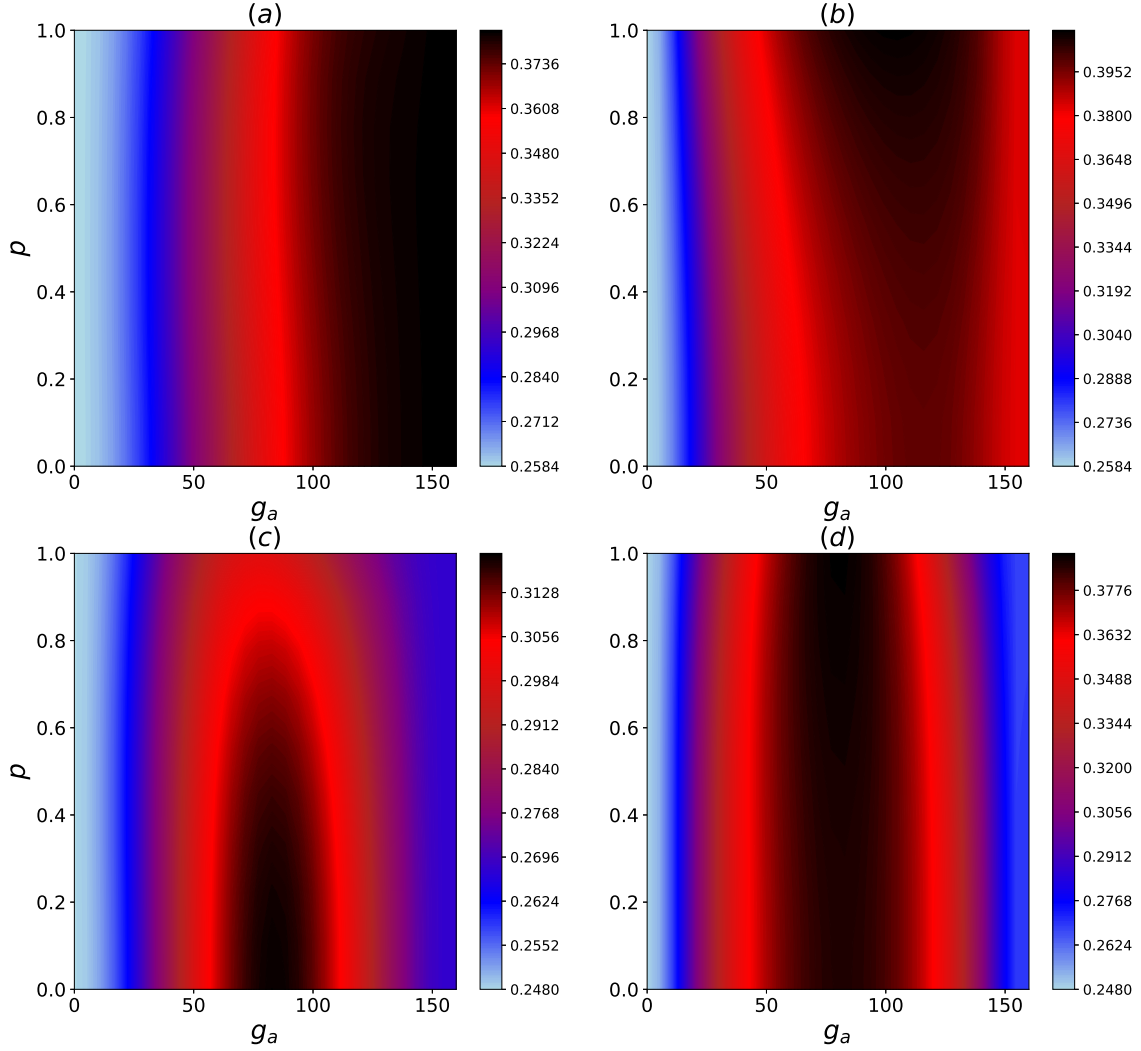


FIG. 5. Contour plots for the steady state heat flux, J_{ss} , vs system-HSE coupling, g_a , and coherence in the HSE, p . The couplings are (a) $g_{12} = 100$, $g_{23} = 50$, $g_b = 30$ (b) $g_{12} = 100$, $g_{23} = 50$, $g_b = 80$ (c) $g_{12} = 200$, $g_{23} = 100$, $g_b = 30$ (d) $g_{12} = 200$, $g_{23} = 100$, $g_b = 80$.

We carried out a full scale numerical characterization of the steady-state heat flux within a reasonably broad parameter regime. The steady-state heat current shows oscillations upon increasing the interaction strengths of the system-auxiliary environment coupling. Our results indicate that for strong inter-system and inter-environment couplings, a smaller coupling with the HSE is enough to obtain the maximum heat flux. However, for a weaker inter-system coupling, there is a wider range of parameters yielding near-optimal heat flux. Coherence within the HSE generally has a smaller effect on the steady-state heat flux and its effect is only noticeable within a smaller parameter regime. Within this regime, for a weak inter-system coupling coherence enhances the steady-state heat flux but for a strong coupling, it reduces this heat flux.

As a future direction, one might consider the effect of non-Markovianity within the heat baths or the HSE on the

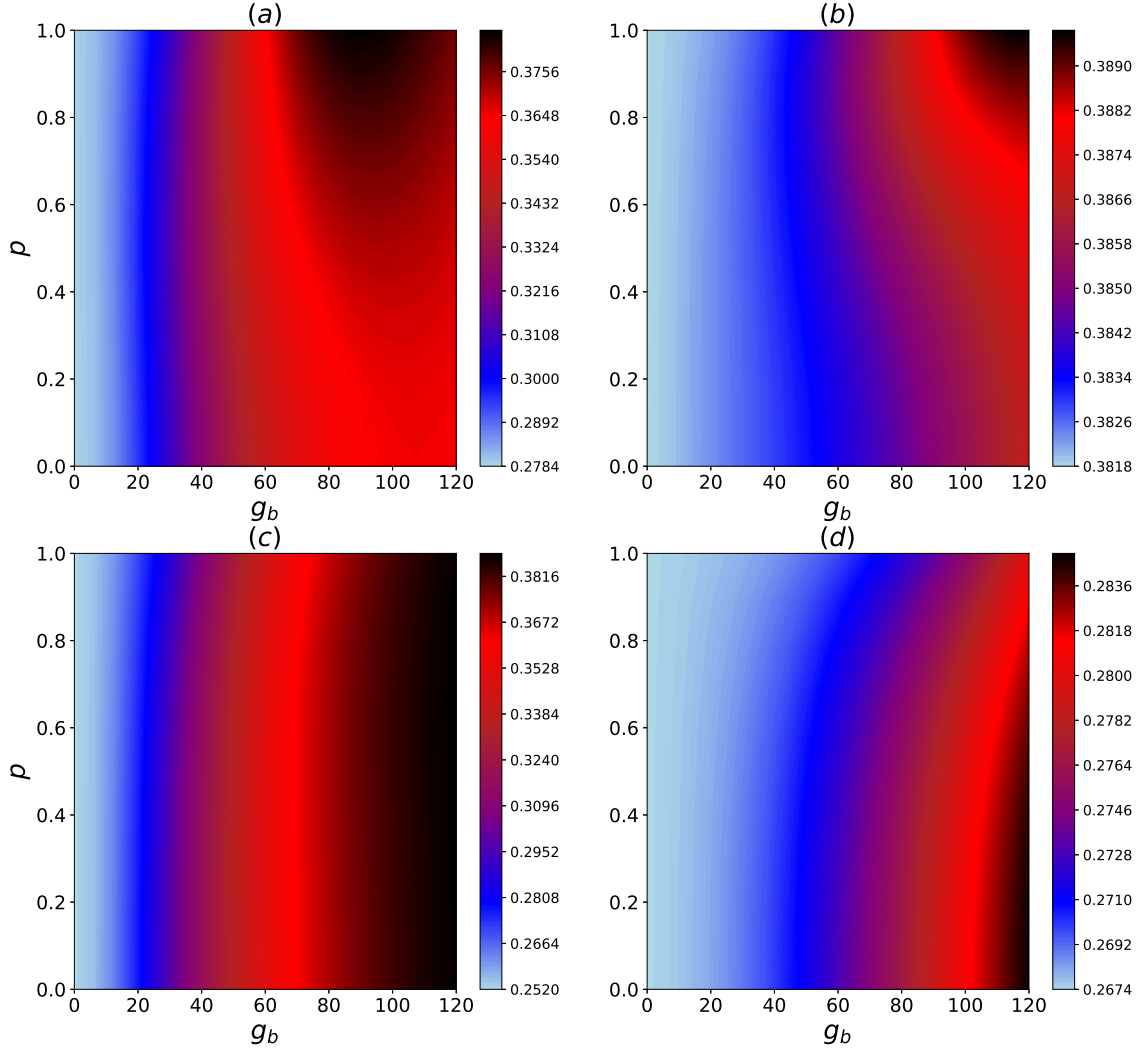


FIG. 6. Contour plots for the steady state heat flux, J_{ss} , vs inter-HSE coupling, g_b , and coherence in the HSE, p . The couplings are (a) $g_{12} = 100$, $g_{23} = 50$, $g_a = 50$ (b) $g_{12} = 100$, $g_{23} = 50$, $g_a = 150$ (c) $g_{12} = 200$, $g_{23} = 100$, $g_a = 50$ (d) $g_{12} = 200$, $g_{23} = 100$, $g_a = 150$.

heat flux by considering long range interactions between their corresponding qubits. It might also be worthwhile to study the effect of system-environment correlations or the correlations in the bath on heat transfer. Finally, our work in a sense can be understood as an open-loop control of the thermal energy through a simple network by an auxiliary environment. One might consider a more complex network of qubits and study where and how strong the local interactions with the HSE should be in order to optimally modulate the heat flux.

ACKNOWLEDGMENTS

We are grateful to Muhammad Tahir Naseem and Onur Pusuluk for insightful discussions.

-
- [1] R. Blankenship, *Molecular Mechanisms of Photosynthesis* (Wiley, 2014).
 - [2] J. Franck, Einige aus der theorie von klein und bosseland zu ziehende folgerungen über fluoreszenz, photochemische prozesse und die elektronenemission glühender körper, *Zeitschrift für Physik* **9**, 259 (1922).
 - [3] G. Carlo, Über entstehung wahrer lichtabsorption und scheinbare koppelung von quantensprüngen, *Zeitschrift für Physik* **10**, 185 (1922).
 - [4] G. Cario and J. Franck, Über zerlegung von wasserstoffmolekülen durch angeregte quecksilberatome, *Zeitschrift für Physik* **11**, 161 (1922).
 - [5] J. Perrin, Fluorescence et induction moléculaire par résonance, *CR Hebd. Seances Acad. Sci* **184**, 1097 (1927).
 - [6] F. Perrin, Théorie quantique des transferts d'activation entre molécules de même espèce. cas des solutions fluorescentes, in *Annales de Physique*, Vol. 10 (EDP Sciences, 1932) pp. 283–314.
 - [7] T. Förster, Energiewanderung und fluoreszenz, *Naturwissenschaften* **33**, 166 (1946).
 - [8] T. Förster, Zwischenmolekulare energiewanderung und fluoreszenz, *Annalen der Physik* **437**, 55 (1948), <https://onlinelibrary.wiley.com/doi/pdf/10.1002/andp.19484370105>.
 - [9] T. Förster, 10th spiers memorial lecture. transfer mechanisms of electronic excitation, *Discuss. Faraday Soc.* **27**, 7 (1959).
 - [10] M. Şener, J. Strümpfer, J. Hsin, D. Chandler, S. Scheuring, C. N. Hunter, and K. Schulten, Förster energy transfer theory as reflected in the structures of photosynthetic light-harvesting systems, *ChemPhysChem* **12**, 518.
 - [11] L. N. M. Duysens, Transfer of light energy within the pigment systems present in photosynthesizing cells, *Nature* **168**, 548 (1951).
 - [12] Influence of phonons on exciton transfer dynamics: comparison of the redfield, förster, and modified redfield equations, *Chemical Physics* **275**, 355 (2002), photoprocesses in Multichromophoric Molecular Assemblies.
 - [13] A. Ishizaki and G. R. Fleming, On the adequacy of the redfield equation and related approaches to the study of quantum dynamics in electronic energy transfer, *The Journal of Chemical Physics* **130**, 234110 (2009).
 - [14] V. M. Kenkre and R. S. Knox, Generalized-master-equation theory of excitation transfer, *Phys. Rev. B* **9**, 5279 (1974).
 - [15] J. A. Leegwater, Coherent versus incoherent energy transfer and trapping in photosynthetic antenna complexes, *The Journal of Physical Chemistry* **100**, 14403 (1996).
 - [16] T. Kakitani, A. Kimura, and H. Sumi, Theory of excitation transfer in the intermediate coupling case, *The Journal of Physical Chemistry B* **103**, 3720 (1999).
 - [17] A. Kimura, T. Kakitani, and T. Yamato, Theory of excitation energy transfer in the intermediate coupling case. ii. criterion for intermediate coupling excitation energy transfer mechanism and application to the photosynthetic antenna system, *The Journal of Physical Chemistry B* **104**, 9276 (2000).
 - [18] A. Ishizaki and G. R. Fleming, Unified treatment of quantum coherent and incoherent hopping dynamics in electronic energy transfer: Reduced hierarchy equation approach, *The Journal of Chemical Physics* **130**, 234111 (2009).
 - [19] A. Kimura and T. Kakitani, Advanced theory of excitation energy transfer in dimers, *The Journal of Physical Chemistry A* **111**, 12042 (2007).
 - [20] A. Kimura, General theory of excitation energy transfer in donor-mediator-acceptor systems, *The Journal of Chemical Physics* **130**, 154103 (2009).
 - [21] S. Jang, Theory of multichromophoric coherent resonance energy transfer: A polaronic quantum master equation approach, *The Journal of Chemical Physics* **135**, 034105 (2011).
 - [22] S. Jang, Theory of coherent resonance energy transfer for coherent initial condition, *The Journal of Chemical Physics* **131**, 164101 (2009).
 - [23] H. Hossein-Nejad, A. Olaya-Castro, and G. D. Scholes, Phonon-mediated path-interference in electronic energy transfer, *The Journal of Chemical Physics* **136**, 024112 (2012).
 - [24] X. Hu, T. Ritz, A. Damjanović, and K. Schulten, Pigment organization and transfer of electronic excitation in the photosynthetic unit of purple bacteria, *The Journal of Physical Chemistry B* **101**, 3854 (1997).
 - [25] A. Chenu and G. D. Scholes, Coherence in energy transfer and photosynthesis, *Annual Review of Physical Chemistry* **66**, 69 (2015).
 - [26] C. Curutchet and B. Mennucci, Quantum chemical studies of light harvesting, *Chemical Reviews* **117**, 294 (2017).
 - [27] A decade with quantum coherence: How our past became classical and the future turned quantum, *Chemical Physics* **532**, 110663 (2020).
 - [28] Coherent and incoherent theories for photosynthetic energy transfer, *Science Bulletin* **65**, 318 (2020).
 - [29] Oscillating anisotropies in a bacteriochlorophyll protein: Evidence for quantum beating between exciton levels, *Chemical Physics* **223**, 303 (1997).
 - [30] G. S. Engel, T. R. Calhoun, E. L. Read, T.-K. Ahn, T. Mančal, Y.-C. Cheng, R. E. Blankenship, and G. R. Fleming, Evidence for wavelike energy transfer through quantum coherence in photosynthetic systems, *Nature* **446**, 782 (2007).
 - [31] T. R. Calhoun, N. S. Ginsberg, G. S. Schlau-Cohen, Y.-C. Cheng, M. Ballottari, R. Bassi, and G. R. Fleming, Quantum coherence enabled determination of the energy landscape in light-harvesting complex ii, *The Journal of Physical Chemistry*

- B **113**, 16291 (2009).
- [32] E. Collini, C. Y. Wong, K. E. Wilk, P. M. G. Curmi, P. Brumer, and G. D. Scholes, Coherently wired light-harvesting in photosynthetic marine algae at ambient temperature, *Nature* **463**, 644 (2010).
- [33] G. Panitchayangkoon, D. Hayes, K. A. Fransted, J. R. Caram, E. Harel, J. Wen, R. E. Blankenship, and G. S. Engel, Long-lived quantum coherence in photosynthetic complexes at physiological temperature, *Proceedings of the National Academy of Sciences* **107**, 12766 (2010).
- [34] G. Panitchayangkoon, D. V. Voronine, D. Abramavicius, J. R. Caram, N. H. C. Lewis, S. Mukamel, and G. S. Engel, Direct evidence of quantum transport in photosynthetic light-harvesting complexes, *Proceedings of the National Academy of Sciences* **108**, 20908 (2011).
- [35] M. Mohseni, P. Rebentrost, S. Lloyd, and A. Aspuru-Guzik, Environment-assisted quantum walks in photosynthetic energy transfer, *The Journal of Chemical Physics* **129**, 174106 (2008).
- [36] P. Rebentrost, M. Mohseni, I. Kassal, S. Lloyd, and A. Aspuru-Guzik, Environment-assisted quantum transport, *New Journal of Physics* **11**, 033003 (2009).
- [37] M. B. Plenio and S. F. Huelga, Dephasing-assisted transport: quantum networks and biomolecules, *New Journal of Physics* **10**, 113019 (2008).
- [38] A. Olaya-Castro, C. F. Lee, F. F. Olsen, and N. F. Johnson, Efficiency of energy transfer in a light-harvesting system under quantum coherence, *Phys. Rev. B* **78**, 085115 (2008).
- [39] H.-G. Duan, V. I. Prokhorenko, R. J. Cogdell, K. Ashraf, A. L. Stevens, M. Thorwart, and R. J. D. Miller, Nature does not rely on long-lived electronic quantum coherence for photosynthetic energy transfer, *Proceedings of the National Academy of Sciences* **114**, 8493 (2017).
- [40] E. Z. Harush and Y. Dubi, Do photosynthetic complexes use quantum coherence to increase their efficiency? probably not, *Science Advances* **7**, eabc4631 (2021).
- [41] D. M. Wilkins and N. S. Dattani, Why quantum coherence is not important in the fenna–matthews–olsen complex, *Journal of Chemical Theory and Computation* **11**, 3411 (2015).
- [42] I. Kassal, J. Yuen-Zhou, and S. Rahimi-Keshari, Does coherence enhance transport in photosynthesis?, *The Journal of Physical Chemistry Letters* **4**, 362 (2013).
- [43] J. Cao, R. J. Cogdell, D. F. Coker, H.-G. Duan, J. Hauer, U. Kleinekathöfer, T. L. C. Jansen, T. Mančal, R. J. D. Miller, J. P. Ogilvie, V. I. Prokhorenko, T. Renger, H.-S. Tan, R. Tempelaar, M. Thorwart, E. Thyraug, S. Westenhoff, and D. Zigmantas, Quantum biology revisited, *Science Advances* **6**, eaaz4888 (2020).
- [44] A. Potočník, A. Bargerbos, F. A. Y. N. Schröder, S. A. Khan, M. C. Collodo, S. Gasparinetti, Y. Salathé, C. Creatore, C. Eichler, H. E. Türeci, A. W. Chin, and A. Wallraff, Studying light-harvesting models with superconducting circuits, *Nature Communications* **9**, 904 (2018).
- [45] S. V. Kozryev, Model of vibrons in quantum photosynthesis as an analog of a model of laser, *Proceedings of the Steklov Institute of Mathematics* **306**, 145 (2019).
- [46] F. Mattiotti, W. M. Brown, N. Piovella, S. Olivares, E. M. Gauger, and G. L. Celardo, Bio-inspired natural sunlight-pumped lasers, *New Journal of Physics* **23**, 103015 (2021).
- [47] M. O. Scully, K. R. Chapin, K. E. Dorfman, M. B. Kim, and A. Svidzinsky, Quantum heat engine power can be increased by noise-induced coherence, *Proceedings of the National Academy of Sciences* **108**, 15097 (2011).
- [48] N. Killoran, S. F. Huelga, and M. B. Plenio, Enhancing light-harvesting power with coherent vibrational interactions: A quantum heat engine picture, *The Journal of Chemical Physics* **143**, 155102 (2015).
- [49] F. Chen, Y. Gao, and M. Galperin, Molecular heat engines: Quantum coherence effects, *Entropy* **19**, 10.3390/e19090472 (2017).
- [50] A. K. Ringsmuth, G. J. Milburn, and T. M. Stace, Multiscale photosynthetic and biomimetic excitation energy transfer, *Nature Physics* **8**, 562 (2012).
- [51] M. Sarovar and K. B. Whaley, Design principles and fundamental trade-offs in biomimetic light harvesting, *New Journal of Physics* **15**, 013030 (2013).
- [52] E. Romero, V. I. Novoderezhkin, and R. van Grondelle, Quantum design of photosynthesis for bio-inspired solar-energy conversion, *Nature* **543**, 355 (2017).
- [53] A. I. K. S. Rupp and P. Gruber, Biomimetic groundwork for thermal exchange structures inspired by plant leaf design, *Biomimetics* **4**, 10.3390/biomimetics4040075 (2019).
- [54] V. Scarani, M. Ziman, P. Štelmachovič, N. Gisin, and V. Bužek, Thermalizing quantum machines: Dissipation and entanglement, *Phys. Rev. Lett.* **88**, 097905 (2002).
- [55] F. Ciccarello doi:10.1515/qmetro-2017-0007.
- [56] F. Ciccarello, G. M. Palma, and V. Giovannetti, Collision-model-based approach to non-markovian quantum dynamics, *Phys. Rev. A* **87**, 040103 (2013).
- [57] S. Lorenzo, F. Ciccarello, G. M. Palma, and B. Vacchini, Quantum non-markovian piecewise dynamics from collision models, *Open Systems & Information Dynamics* **24**, 1740011 (2017).
- [58] S. Lorenzo, F. Ciccarello, and G. M. Palma, Composite quantum collision models, *Phys. Rev. A* **96**, 032107 (2017).
- [59] Quantum collision models: Open system dynamics from repeated interactions, *Physics Reports* **954**, 1 (2022), quantum collision models: Open system dynamics from repeated interactions.
- [60] O. Arısoy, S. Campbell, and z. E. Müstecaplıođlu, Thermalization of finite many-body systems by a collision model, *Entropy* **21**, 10.3390/e21121182 (2019).
- [61] B. Çakmak, M. Pezzutto, M. Paternostro, and . E. Müstecaplıođlu, Non-markovianity, coherence, and system-environment correlations in a long-range collision model, *Phys. Rev. A* **96**, 022109 (2017).

- [62] B. Çakmak, S. Campbell, B. Vacchini, z. E. Müstecaplıođlu, and M. Paternostro, Robust multipartite entanglement generation via a collision model, *Phys. Rev. A* **99**, 012319 (2019).
- [63] S. Campbell, B. Çakmak, z. E. Müstecaplıođlu, M. Paternostro, and B. Vacchini, Collisional unfolding of quantum darwinism, *Phys. Rev. A* **99**, 042103 (2019).
- [64] M. Cattaneo, G. De Chiara, S. Maniscalco, R. Zambrini, and G. L. Giorgi, Collision models can efficiently simulate any multipartite markovian quantum dynamics, *Phys. Rev. Lett.* **126**, 130403 (2021).
- [65] D. A. Chisholm, G. García-Pérez, M. A. C. Rossi, G. M. Palma, and S. Maniscalco, Stochastic collision model approach to transport phenomena in quantum networks, *New Journal of Physics* **23**, 033031 (2021).
- [66] F. Gallina, M. Bruschi, and B. Fresch, Strategies to simulate dephasing-assisted quantum transport on digital quantum computers, *New Journal of Physics* **24**, 023039 (2022).
- [67] F. Tian, J. Zou, L. Li, H. Li, and B. Shao, Effect of inter-system coupling on heat transport in a microscopic collision model, *Entropy* **23**, 10.3390/e23040471 (2021).
- [68] Y. Li and L. Li, Hierarchical-environment-assisted non-markovian and its effect on thermodynamic properties, *EPJ Quantum Technology* **8**, 9 (2021).
- [69] W.-L. Yu, T. Li, H. Li, Y. Zhang, J. Zou, and Y.-D. Wang, Heat modulation on target thermal bath via coherent auxiliary bath, *Entropy* **23**, 10.3390/e23091183 (2021).
- [70] E. K. Levi, E. K. Irish, and B. W. Lovett, Coherent exciton dynamics in a dissipative environment maintained by an off-resonant vibrational mode, *Phys. Rev. A* **93**, 042109 (2016).