

# Treatment Effect Estimation from Observational Network Data using Augmented Inverse Probability Weighting and Machine Learning

Corinne Emmenegger, Meta-Lina Spohn, and Peter Böhmlann  
Seminar for Statistics, ETH Zürich

## Abstract

Causal inference methods for treatment effect estimation usually assume independent experimental units. However, this assumption is often questionable because experimental units may interact. We develop augmented inverse probability weighting (AIPW) for estimation and inference of causal treatment effects on dependent observational data. Our framework covers very general cases of spillover effects induced by units interacting in networks. We use plugin machine learning to estimate infinite-dimensional nuisance components leading to a consistent treatment effect estimator that converges at the parametric rate and asymptotically follows a Gaussian distribution.

**Keywords:** Dependent data, interference, network-correlated outcomes, observed confounding, semiparametric inference, spillover effects.

## 1 Introduction

Classical causal inference based on observational data usually assumes that the experimental units are independent. This assumption is also part of the stable unit treatment value assumption (SUTVA) (Rubin, 1980). However, independence is often not conceivable in practice due to interactions among units, and so-called spillover effects may occur. For example, participants in a clinical trial on an infectious disease may interact, and the vaccination (treatment) of a person not only influences this person’s health status (outcome), but can also protect the health status of other people the person is interacting with (Perez-Heydrich et al., 2014; Sørbye et al., 2021). Alternatively, in a housing mobility experiment, a random selection of residents receive assistance to relocate in the form of information, but such additional information might also influence the behavior of the people with whom the recipients communicate (Sobel, 2006). Other examples of studies where dependencies come from spillover effects include the reduction of students’ depressive symptoms (Vanderweele et al., 2013), teaching methods in education (Hong and Raudenbush, 2008), school-based

deworming programs (Miguel and Kremer, 2003; Aiken et al., 2015), and fMRI imaging for motor inhibition (Luo et al., 2012).

Causal inference in the presence of spillover effects is an enormous challenge. We no longer have  $N$  independent observed realizations to learn relevant properties of the underlying data generating mechanism. Instead, we only observe a single draw of  $N$  dependent units from the data generating mechanism. In the presence of spillover effects, standard algorithms fail to separate correlation from causation, and spurious associations due to network dependence contribute to the replication crisis (Lee and Ogburn, 2021a). Falsely relying on assumptions like SUTVA may yield biased causal effect estimators and invalid causal inference; see for instance Sobel (2006), Perez-Heydrich et al. (2014), Ogburn and VanderWeele (2017), Ogburn et al. (2017), Eckles and Bakshy (2021), and Lee and Ogburn (2021a). New tailored methods are required to guarantee valid causal inference from observational data with spillover effects. However, there is no established general methodological framework for the latter task, and at least two reasons are associated with this (Spohn et al., 2022). Moreover, there are numerous natural notions of causal effects, most of them being contrasts of low-dimensional summaries of the counterfactual treatment distributions. Furthermore, additional assumptions are required to describe and control for different spillover effects.

For a dichotomous treatment  $W_i \in \{0, 1\}$  and a general outcome  $Y_i$  for units  $i = 1, 2, \dots, N$ , our goal is to estimate the expected average treatment effect (EATE) (Svje et al., 2021),

$$\theta_N^0 = \frac{1}{N} \sum_{i=1}^N \mathbb{E} \left[ Y_i^{do(W_i=1)} - Y_i^{do(W_i=0)} \right],$$

where we use the do-notation of Pearl (1995). We consider the EATE in the context of spillover effects. Two main types of spillover effects are those arising from treatment assignments, called interference (Sobel, 2006; Hudgens and Halloran, 2008), and those arising from covariates and confounders, called network-correlated outcomes (Basse and Airolidi, 2018). If no spillover effects are present, the EATE matches the expected value of the usual average treatment effect (Splawa-Neyman et al., 1990; Rubin, 1974). The EATE measures how, on average, the outcome  $Y_i$  of unit  $i$  is causally affected by its own treatment  $W_i$  in the presence of spillover effects from other units. The spillover effects are not explicitly visible in the EATE because we take the expectation over them. In the infectious disease example we considered above, the EATE measures the expected difference in health status when an individual receives the vaccination versus when it does not, holding the vaccination statuses of the other participants fixed (Svje et al., 2021). This corresponds to the medical effect of the vaccine within a person, which reflects the direct effect of the treatment. Other authors who consider the EATE or the similar average direct effect (ADE) (Hudgens and Halloran, 2008) include VanderWeele and Tchetgen Tchetgen (2011), Sofrygin and van der Laan (2017), Svje et al. (2021), Hu et al. (2022), and Li and Wager (2022).

The literature frequently characterizes spillover effects via so-called exposure mappings

in the potential outcomes framework (Manski, 2013). In this paper, we use features originating from a known network on the units to account for spillover effects from treatments and observed confounders (Chin, 2019). A network is an undirected graph whose nodes represent units and whose edges represent some kind of relationship among the units like for instance friendship, geographical closeness, or shared department in a company. The features are arbitrary functions of the network and the treatment and confounder vectors of the whole population, and they are specified by the user. The features capture all pathways through which spillover effects take place. For example, Cai et al. (2015) and Leung (2020) model the purchase of a weather insurance (outcome) of farmers in rural China as a function of attending a training session (treatment) and the proportion of friends (feature on direct neighbors in network) who attend the session. Our approach does not limit spillover effects to direct neighbors.

We consider a structural equation model (SEM) to specify the data generating mechanism. Such an SEM approach is also used by van der Laan (2014), Ogburn et al. (2017), Sofrygin and van der Laan (2017), and Spohn et al. (2022). For simplicity, we consider continuous outcomes in this exposition. Please see Section 2.1 for more details. The unit-level observations for  $i = 1, 2, \dots, N$  come from sequentially evaluating the structural equations

$$\begin{aligned} C_i &\leftarrow \varepsilon_{C_i} \\ W_i &\leftarrow \text{Bernoulli}(h^0(C_i, Z_i)) \\ Y_i &\leftarrow W_i g_1^0(C_i, X_i) + (1 - W_i) g_0^0(C_i, X_i) + \varepsilon_{Y_i}, \end{aligned}$$

for independent and identically distributed  $\varepsilon_{C_i}$  and independent and identically distributed and centered  $\varepsilon_{Y_i}$  that are also independent of the  $\varepsilon_{C_i}$ 's. For each unit  $i$ , we observe the binary treatment  $W_i \in \{0, 1\}$ , a vector of observed confounders  $C_i$ , and the features  $Z_i$  and  $X_i$  capturing spillover effects unit  $i$  receives from other units. Please see Section 2.1 for a more precise account of how these features are constructed. The functions  $g_1^0$  and  $g_0^0$ , which govern the outcome model, and the propensity function  $h^0$  may be highly complex and nonsmooth, and they may include interaction terms and high-dimensional variables.

We follow an augmented inverse probability weighting (AIPW) (Robins et al., 1995) approach to estimate the EATE  $\theta_N^0$ . Inverse probability weighting (IPW) (Rosenbaum, 1987) is used to estimate treatment effects under SUTVA. Under SUTVA, the AIPW approach has reduced variability and improved efficiency compared to IPW, and it is doubly robust in the sense that only either the propensity model or the outcome model need to be correctly specified for consistency (Kurz, 2022). We estimate  $g_1^0$ ,  $g_0^0$  and  $h^0$  with arbitrary machine learning algorithms and plug these into our AIPW estimand identifying  $\theta_N^0$ . If the treatment is randomized, we do not have to estimate the propensity function  $h^0$  and set it to the randomization probability instead. The estimators of  $g_0^0$ ,  $g_1^0$ , and  $h^0$  may be biased, especially if regularization methods are used, like for instance with the lasso (Tibshirani, 1996). However, this bias is absorbed by the estimating equation for  $\theta_N^0$  because it is Neyman orthogonal (Chernozhukov et al., 2018). We use the ideas of sample splitting with cross-fitting introduced in the double machine learning framework originally proposed

for independent and identically distributed data by Chernozhukov et al. (2018). Our estimator of the EATE converges at the parametric rate,  $N^{-1/2}$ , and asymptotically follows a Gaussian distribution. This allows us to construct confidence intervals and p-values.

## 1.1 Our Contribution

Inferential methods developed for dependent data often require observing multiple independent groups of units, assume a randomized treatment, and/or rely on some sort of parameterization; we refer to Ogburn et al. (2017) for an overview and references. Our approach does not rely on these assumptions: we consider rather arbitrary not too dense networks, make use of observational data, and allow fully nonparametric conditional mean functions.

The literature has only recently started to consider non- and semiparametric estimation of causal effects from observational network data. For instance, Tchetgen Tchetgen et al. (2021) develop a network version of the g-formula (Robins, 1986). However, this method does not cover the construction of confidence intervals or p-values for total causal effects. Liu et al. (2019) propose a parametric and doubly robust estimator under partial interference that only requires correct specification of the propensity or the outcome model but not necessarily both. To the best of our knowledge, van der Laan (2014), Ogburn et al. (2017) and Sofrygin and van der Laan (2017) are the only other authors who develop asymptotic Gaussian theory for causal effect estimation on general networks. They consider semiparametric estimation and use targeted maximum likelihood (TMLE) methodology (van der Laan and Rubin, 2006; van der Laan and Rose, 2011, 2018). van der Laan (2014) and Ogburn et al. (2017) primarily consider the global average treatment effect (GATE) that sums the direct treatment effect (considered by us) and the indirect treatment effect due to spillover effects. Sofrygin and van der Laan (2017) mention a possible extension to estimate direct effects as we do, but all their results are for the global effects. Furthermore, the TMLE framework requires density estimation, which can be awkward in practice, and the theory assumes some kind of a bounded entropy integral, which typically rules out many modern machine learning methods. Finally, to achieve the parametric convergence rate, the number of neighbors of each unit in the network needs to be uniformly bounded, and spillover effects are limited to direct neighbors.

We pursue a fully nonparametric strategy that only requires estimation of conditional expectations, which can be carried out using arbitrary regression machine learning algorithms. Furthermore, the number of interactions of a unit may increase with  $N$  and may come from beyond the direct neighborhood. To the best of our knowledge, our work is the first that estimates the EATE at the parametric rate in a nonparametric way using arbitrary machine learning algorithms on networks whose complexity is allowed to increase with the sample size.

## 1.2 Additional Literature

Spillover effects can be of various forms. We consider interference and network-correlated outcomes. Another widespread spillover effect is contagion where the outcome of a unit potentially affects the outcome of other units (Ugander et al., 2013; Eckles et al., 2017). In certain cases, contagion can be expressed as a sum of interference effects (Chin, 2019).

A review of causal inference under interference can be found in Halloran and Hudgens (2016). Sørbye et al. (2021) give a comprehensive overview of the development of the network interference literature. Many approaches consider disjoint independent groups and arbitrary inference within groups, an assumption called partial interference (Sobel, 2006). Recent publications on observational data from networks use the potential outcomes framework; see for example Ogburn and VanderWeele (2017), Forastiere et al. (2021), Toulis et al. (2021), and Wang (2021). Most of these works assume some form of conditional unconfoundedness between the units' outcomes and make use of propensity scores by matching, weighting, or regression adjustment.

Other works use the SEM approach by modeling the dependent data in the context of networks as one realization from an SEM. For example, Shalizi and Thomas (2011), Ogburn and VanderWeele (2014), Taylor and Eckles (2018), and Egami and Tchetgen Tchetgen (2021) use latent variables to model interference, contagion, and other spillover effects. The corresponding causal directed acyclic graph (DAG) of the data generating mechanism contains the variables of all units, and the observed data is one observation from this graph. However, such graphs are highly complex, which may limit the practicality of these approaches. Moreover, if the data is modeled as one realization from the network, statistical inference based on asymptotics may not be possible; see for example Tchetgen Tchetgen et al. (2021).

Spohn et al. (2022) view the single observation of the data generating mechanism containing all units as multiple observations from a different, smaller DAG and use graphical adjustment criteria. Their setting is similar to ours because it uses an SEM approach, but there are two main differences: their outcome equation is entirely linear, and they focus on estimating global average treatment effects. Spohn et al. (2022), Ogburn et al. (2017) and Hoshino (2021) also consider unobserved confounding. If the network is not accurately specified, missing edges in the network introduce unobserved confounding. We assume a known network.

We consider an augmented IPW method, whereas the literature has focused on IPW-based approaches. Sørbye et al. (2021) establish that the Horvitz-Thompson estimator (Horvitz and Thompson, 1952) and the Hájek estimator (Hájek, 1971) of the EATE, which were initially designed for no-interference settings, remain consistent under interference. However, their convergence rate depends on the degree of interference. Li and Wager (2022) recover the parametric convergence rate of these estimators and provide a central limit theorem. They consider general networks, and interference is only due to the average of treated neighbors. Their Horvitz-Thompson and the Hájek estimator do not account for

observed confounding.

*Outline of the Paper.* Section 2 presents the model assumptions, characterizes the treatment effect of interest, outlines the procedures for the point estimation of the EATE and its variance, and establishes asymptotic results. Section 3 demonstrates our methodological and theoretical developments in a simulation study.

*Notation.* We denote by  $[N]$  the set  $\{1, 2, \dots, N\}$ . We add the probability law as a subscript to the probability operator  $\mathbb{P}$  and the expectation operator  $\mathbb{E}$  whenever we want to emphasize the corresponding dependence. We denote the  $L^p(P)$ -norm by  $\|\cdot\|_{P,p}$  and the Euclidean or operator norm by  $|\cdot|$ , depending on the context. We implicitly assume that given expectations and conditional expectations exist. We denote by  $\xrightarrow{d}$  convergence in distribution. The symbol  $\perp$  denotes independence of random variables.

## 2 Model Formulation and our Network AIPW Estimator

### 2.1 Model Formulation

We consider  $N$  units for which we observe a binary treatment  $W_i \in \{0, 1\}$ , a possibly multivariate vector of observed confounders  $C_i$ , and a univariate outcome  $Y_i$ . The outcome  $Y_i$  may be dichotomous or continuous, and the confounder  $C_i$  may consist of discrete and continuous components. If the outcomes are continuous, the unit-level observations  $i = 1, 2, \dots, N$  are realizations from sequentially evaluating the structural equations

$$\begin{aligned} C_i &\leftarrow \varepsilon_{C_i} \\ W_i &\leftarrow \text{Bernoulli}(h^0(C_i, Z_i)) \\ Y_i &\leftarrow W_i g_1^0(C_i, X_i) + (1 - W_i) g_0^0(C_i, X_i) + \varepsilon_{Y_i} \end{aligned} \quad (1)$$

for independent and identically distributed  $\varepsilon_{C_i}$  and independent and identically distributed and centered  $\varepsilon_{Y_i}$  that are also independent of the  $\varepsilon_{C_i}$ 's, and where the spillover features  $Z_i$  and  $X_i$  are defined below. For dichotomous responses, we consider the structural equations

$$\begin{aligned} C_i &\leftarrow \varepsilon_{C_i} \\ W_i &\leftarrow \text{Bernoulli}(h^0(C_i, Z_i)) \\ Y_i &\leftarrow \text{Bernoulli}(W_i g_1^0(C_i, X_i) + (1 - W_i) g_0^0(C_i, X_i)) \end{aligned} \quad (2)$$

for independent and identically distributed  $\varepsilon_{C_i}$ . Both sets of structural equations, (1) and (2), can be represented with additive errors as

$$\begin{aligned} C_i &\leftarrow \varepsilon_{C_i} \\ W_i &\leftarrow h^0(C_i, Z_i) + \varepsilon_{W_i} \\ Y_i &\leftarrow W_i g_1^0(C_i, X_i) + (1 - W_i) g_0^0(C_i, X_i) + \varepsilon_{Y_i} \end{aligned} \quad (3)$$

for some error terms  $\varepsilon_{W_i}$  and  $\varepsilon_{Y_i}$  that are independent across units and satisfy  $\mathbb{E}[\varepsilon_{W_i}|C_i, Z_i] = 0$  and  $\mathbb{E}[\varepsilon_{Y_i}|W_i, C_i, X_i] = 0$  within units. We will make use of this latter representation in our proofs. Particularly, the confounder  $C_i$  and spillover effects  $X_i$  may affect the outcome  $Y_i$  of unit  $i$  differently depending on its own treatment, captured by potentially different  $g_1^0$  and  $g_0^0$ . The features  $X_i$  and  $Z_i$  capture spillover effects across units along the paths of the underlying known network  $G = (V, E)$  and render the unit-level data dependent. The vertex set  $V$  of  $G$  consists of the  $N$  units, and the edge set  $E$  consists of the pairwise, undirected edges. The feature  $X_i$  is given by the vector

$$X_i = \left( f_x^1(\{(W_j, C_j)\}_{j \in [N] \setminus \{i\}}, G), \dots, f_x^r(\{(W_j, C_j)\}_{j \in [N] \setminus \{i\}}, G) \right)$$

of fixed dimension  $r$ . Each  $f_x^l: \mathbb{R}^{(N-1) \times (N-1) \times N \times N^2} \rightarrow \mathbb{R}$  for  $l \in [r]$  is a function of the treatment and confounder vector of units other than  $i$  and the network  $G$ . Each such function is specified by the user and describes a 1-dimensional spillover effect that unit  $i$  receives from other units' confounders and treatments. The feature  $Z_i$  is defined analogously as the vector

$$Z_i = \left( f_z^1(\{C_j\}_{j \in [N] \setminus \{i\}}, G), \dots, f_z^t(\{C_j\}_{j \in [N] \setminus \{i\}}, G) \right)$$

of fixed dimension  $t$ , where each  $f_z^l: \mathbb{R}^{(N-1) \times N \times N^2} \rightarrow \mathbb{R}$  for  $l \in [t]$  is a function of the confounder vector of units other than  $i$  and the network  $G$ . Each such function is specified by the user and describes a 1-dimensional spillover effect that the treatment assignment  $W_i$  of unit  $i$  receives from other units' confounders. Such an approach was initially proposed by Chin (2019). The functions  $f_x^l$ ,  $l \in [r]$  and  $f_z^l$ ,  $l \in [t]$  are shared by all units and are of fixed dimension. Thus, they help to reduce the dimension and complexity arising from a potentially growing number of influencing units because they map spillover effects to vectors of fixed dimensions. The dependencies captured by the  $X$ - and  $Z$ -features are reciprocal for two connected units in the undirected network  $G$ : if there is an edge between two units  $i$  and  $j$  in the underlying network, then unit  $i$  receives spillover effects from  $W_j$  and/or  $C_j$ , and unit  $j$  receives spillover effects from  $W_i$  and/or  $C_i$ . Example 2.1 illustrates the construction of an  $X$ -feature that accounts for treatment spillover from neighbors and neighbors of neighbors. However, also more complex effects additionally accounting for covariate spillovers are possible. As the number of units  $N$  increases, the number of connections of each unit may increase (or decrease) as well. Consequently, a unit may receive spillover effects from more (or less) other units as  $N$  increases.

We denote the direct causes of  $W_i$  by  $\text{pa}(W_i)$ , the parents of  $W_i$ . Analogously, we denote the parents of  $Y_i$  by  $\text{pa}(Y_i)$ ; please see for instance Lauritzen (1996). We assume that  $\text{pa}(W_i)$  consists of  $C_i$  and the variables used to compute the spillover feature  $Z_i$  and that  $\text{pa}(Y_i)$  consists of  $W_i$ ,  $C_i$ , and the variables used to compute the spillover feature  $X_i$ .

**Example 2.1.** Consider the network in Figure 1 where gray nodes receive the treatment and white ones do not. We choose  $r = 2$  many  $X$ -features and discard any influence of

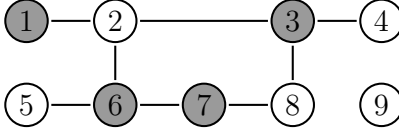


Figure 1: A network on 9 units where the node label represents the number of a unit. Gray nodes receive the treatment, corresponding to  $W_i = 1$ , and white ones do not, corresponding to  $W_i = 0$ .

$C_j$  in  $X_i$ , that is,  $f_x^l(\{(W_j, C_j)\}_{j \in [N] \setminus \{i\}}, G) = f_x^l(\{W_j\}_{j \in [N] \setminus \{i\}}, G)$  for  $l = 1, 2$ . Given a unit  $i$ , we choose the first feature in  $X_i$  as the average number of treated neighbors of unit  $i$  and the second feature as the average number of the treated neighbors of neighbors of  $i$ . Let us consider unit  $i = 6$  in Figure 1. Its neighbors are the units 2, 5, and 7, and its neighbors of neighbors are the units 1 and 3 (neighbors of unit 2) and unit 8 (neighbor of unit 7), where we exclude  $i = 6$  from its second degree neighborhood by definition. Therefore, we have  $X_6 = (1/3, 2/3)$  because one out of three neighbors is treated and two out of three neighbors of neighbors are treated. The whole  $9 \times 2$  dimensional  $X$ -feature matrix is obtained by applying the same computations to all other units  $i$ .

## 2.2 Treatment Effect and Identification

Let us recall the treatment effect of interest, the expected average treatment effect (EATE) (Sveinbjorn et al., 2021),

$$\theta_N^0 = \frac{1}{N} \sum_{i=1}^N \mathbb{E} \left[ Y_i^{do(W_i=1)} - Y_i^{do(W_i=0)} \right].$$

Let us denote the unit-level direct effect for  $i \in [N]$  by

$$\theta_i^0 = \mathbb{E} \left[ Y_i^{do(W_i=1)} - Y_i^{do(W_i=0)} \right] = \mathbb{E} \left[ g_1^0(C_i, X_i) - g_0^0(C_i, X_i) \right], \quad (4)$$

where the second equality comes from inserting the model (3). The unit-level direct effect measures how the outcome  $Y_i$  of unit  $i$  is causally affected by its own treatment assignment  $W_i$  in the presence of spillover effects from other units. Consequently, the EATE is given by

$$\theta_N^0 = \frac{1}{N} \sum_{i=1}^N \mathbb{E} \left[ g_1^0(C_i, X_i) - g_0^0(C_i, X_i) \right] = \frac{1}{N} \sum_{i=1}^N \theta_i^0, \quad (5)$$

which is the average of the  $N$  unit-specific direct effects.

Estimating  $g_1^0$  and  $g_0^0$  by regression machine learning algorithms and plugging them into (5) would not result in a parametric convergence rate and an asymptotic Gaussian distribution of our estimator. To prove asymptotic normality with convergence at the



parametric rate, we add a centered correction term to  $g_1^0(C_i, X_i) - g_0^0(C_i, X_i)$ , which yields the estimating equation

$$\varphi(S_i, \eta) = g_1(C_i, X_i) - g_0(C_i, X_i) + \frac{W_i}{h(C_i, Z_i)}(Y_i - g_1(C_i, X_i)) - \frac{1 - W_i}{1 - h(C_i, Z_i)}(Y_i - g_0(C_i, X_i)) \quad (6)$$

for  $\theta_N^0$ , where the unit-level data

$$S_i = (W_i, C_i, X_i, Z_i, Y_i) \quad (7)$$

concatenates the variables observed for unit  $i$ , and  $\eta = (g_1, g_0, h)$  concatenates the nuisance functions. The nuisance functions are not of statistical interest to us, but we have to estimate them to build an estimator for  $\theta_N^0$ . The following lemma identifies the EATE as a function of  $\varphi$  evaluated at  $S_i$  and the true nuisance functions  $\eta^0 = (g_1^0, g_0^0, h^0)$ .

**Lemma 2.2.** *Let  $i \in [N]$ . It holds that  $\mathbb{E}[\varphi(S_i, \eta^0)] = \theta_i^0$ , and we can consequently identify the EATE (5) by*

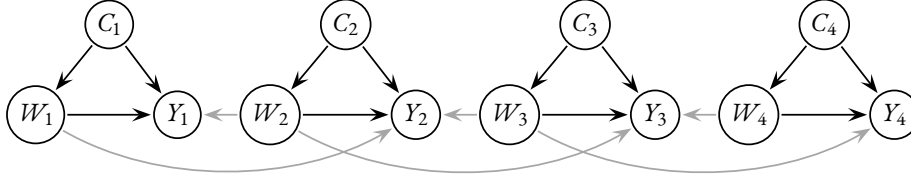
$$\theta_N^0 = \frac{1}{N} \sum_{i=1}^N \mathbb{E}[\varphi(S_i, \eta^0)]. \quad (8)$$

Based on this lemma, we will present our estimator of  $\theta_N^0$  in Section 2.4. We will estimate  $g_1^0, g_0^0$ , and the propensity function  $h^0$  using arbitrary regression machine learning algorithms that may be biased. However, the two correction terms  $W_i/h(C_i, Z_i)(Y_i - g_1(C_i, X_i))$  and  $(1 - W_i)/(1 - h(C_i, Z_i))(Y_i - g_0(C_i, X_i))$  make  $\varphi$  Neyman orthogonal and thus insensitive to inserting potentially biased machine learning estimators. Neyman orthogonality is an essential tool to obtain a treatment effect estimator that converges at the parametric rate; please see Section 2.4 for further details.

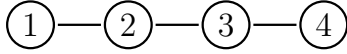
Chernozhukov et al. (2018) consider a similar function  $\varphi$  for causal effect estimation and inference under the SUTVA assumption. Their function is based on the influence function for the mean for missing data from Robins and Rotnitzky (1995). Moreover, it is also used to compute the AIPW estimator under SUTVA, and our estimating equation  $\varphi$  defined in (6) coincides with the one of the AIPW approach under SUTVA if we omit the  $X$ - and  $Z$ -spillover effects. In this case, we can reformulate  $\varphi$  as

$$\begin{aligned} \varphi(S_i, \eta^0) &= \frac{W_i Y_i}{e(C_i)} - \frac{(1 - W_i) Y_i}{(1 - e(C_i))} \\ &\quad - \frac{W_i - e(C_i)}{e(C_i)(1 - e(C_i))} \left( (1 - e(C_i)) \mathbb{E}[Y_i | W_i = 1, C_i] + e(C_i) \mathbb{E}[Y_i | W_i = 0, C_i] \right), \end{aligned}$$

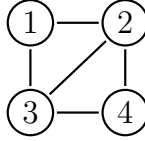
where  $e(C_i) = \mathbb{E}[W_i | C_i] = h^0(C_i)$  denotes the propensity score,  $\mathbb{E}[Y_i | W_i = 1, C_i] = g_1^0(C_i, X_i)$ , and  $\mathbb{E}[Y_i | W_i = 0, C_i] = g_0^0(C_i, X_i)$ . This equivalence remains true if the true nuisance functions are replaced by their estimators.



(a) Causal DAG



(b) Network  $G$



(c) Dependency graph  $G_D$

Figure 2: A network  $G$  on four units in 2b, where the spillover effects come from the treatments of the direct neighbors and the corresponding dependency graph  $G_D$  in 2c. The underlying causal DAG is displayed in 2a, where arrows due to  $X$ -spillover effects are gray.

### 2.3 Dependency Graph

So far, we characterized spillover effects and resulting dependencies among the units by a network. If an edge is present between two units, the units are dependent. However, the absence of an edge between two units  $i$  and  $j$  cannot be interpreted as independence because there may be a confounding unit  $m$  with the path  $Y_i \leftarrow W_m \rightarrow Y_j$  in the causal DAG of our model. Subsequently, we introduce a second graph in which we can interpret the presence of edges as dependence and the absence of edges as independence. Our theoretical results will be established based on this graph. Example 2.4 illustrates the concept.

**Definition 2.3** (Dependency graph on  $S_i, i \in [N]$ ). (*Chin, 2018; S vje et al., 2021*). The dependency graph  $G_D = (V, E_D)$  on the unit-level data  $S_i, i \in [N]$  defined in (7) is an undirected graph on the node set  $V$  of the network  $G = (V, E)$  with potentially larger edge set  $E_D$  than  $E$ . An undirected edge  $\{i, j\}$  between two nodes  $i$  and  $j$  from  $V$  belongs to  $E_D$  if at least one of the following two conditions holds: 1) there exists an  $m \in [N] \setminus \{i, j\}$  such that  $W_m$  and/or  $C_m$  are present in both  $X_i$  and  $X_j$  or are present in both  $Z_i$  and  $Z_j$ ; 2)  $W_i$  is present in  $X_j$ , or  $C_i$  is present in  $X_j$  or in  $Z_j$ . That is, units  $i$  and  $j$  receive spillover effects from at least one common confounding unit, or they receive spillover effects from each other. Because  $G$  is undirected,  $G_D$  is undirected as well.

**Example 2.4.** Consider the chain-shaped network  $G$  in Figure 2b. We consider no  $Z$ -spillover effects. We choose a 1-dimensional  $X$ -spillover effect as the fraction of treated direct neighbors in  $G$ . The resulting dependency graph  $G_D$  is displayed in Figure 2c. In  $G_D$ , unit 2 shares an edge with units 1 and 3 because these units are neighbors of 2 in the network. Unit 2 also shares an edge with 4 in  $G_D$  because it shares its neighbor 3 with unit

4. Figure 2a displays the causal directed acyclic graph (DAG) on all units corresponding to this model, including confounders  $C$  that do not exhibit  $Z$ -spillover effects. Due to the definition of the  $X$ -spillover effect, we have  $X_1 = W_2$  and  $X_4 = W_3$ . Consequently, using graphical criteria (Lauritzen, 1996; Pearl, 1998, 2009, 2010; Peters et al., 2017; Perkovi et al., 2018; Maathuis et al., 2019), we infer that the unit-level data  $S_1 = (W_1, C_1, X_1, Y_1)$  is independent of  $S_4 = (W_4, C_4, X_4, Y_4)$ .

## 2.4 Estimation Procedure and Asymptotics

Subsequently, we describe our estimation procedure and its asymptotic properties. We use sample splitting and cross-fitting to estimate the EATE  $\theta_N^0$  identified by Equation (8) as follows. We randomly partition  $[N]$  into  $K \geq 2$  sets of approximately equal size that we call  $I_1, \dots, I_K$ . We split the unit-level data according to this partition into the sets  $\mathcal{S}_{I_k} = \{S_i\}_{i \in I_k}$ ,  $k \in [K]$ . For each  $k \in [K]$ , we perform the following steps. First, we estimate the nuisance functions  $g_1^0$ ,  $g_0^0$ , and  $h^0$  on the complement set of  $\mathcal{S}_{I_k}$ , which we define as

$$\mathcal{S}_{I_k^c} = \{S_j\}_{j \in [N]} \setminus (\mathcal{S}_{I_k} \cup \{S_m \mid \exists i \in I_k : (i, m) \in E_D\}), \quad (9)$$

where  $E_D$  denotes the edge set of the dependency graph  $G_D$ . Particularly,  $\mathcal{S}_{I_k^c}$  consists of unit-level data  $S_j$  from units  $j$  that do not share an edge with any unit  $i \in I_k$  in the dependency graph. Consequently, the set  $\mathcal{S}_{I_k^c}$  contains all  $S_j$ 's that are independent of the data in  $\mathcal{S}_{I_k}$ .

To estimate  $g_1^0$ , we select the  $S_i$ 's from  $\mathcal{S}_{I_k^c}$  whose  $W_i$  equals 1 and regress the corresponding outcomes  $Y_i$  on the confounders  $C_i$  and the features  $X_i$ , which yields the estimator  $\hat{g}_1^{I_k^c}$ . Similarly, to estimate  $g_0^0$ , we select the  $S_i$ 's from  $\mathcal{S}_{I_k^c}$  whose  $W_i$  equals 0 and perform an analogous regression, which yields the estimator  $\hat{g}_0^{I_k^c}$ . To estimate  $h^0$ , we use the whole set  $\mathcal{S}_{I_k^c}$  and regress  $W_i$  on the confounders  $C_i$  and the features  $Z_i$ , which yields the estimator  $\hat{h}^{I_k^c}$ . We concatenate these nuisance function estimators into the nuisance parameter estimator  $\hat{\eta}^{I_k^c} = (\hat{g}_1^{I_k^c}, \hat{g}_0^{I_k^c}, \hat{h}^{I_k^c})$  and plug it into  $\varphi$  that is defined in (6). We then evaluate the so-obtained function  $\varphi(\cdot, \hat{\eta}^{I_k^c})$  on the data  $\mathcal{S}_{I_k}$ , which yields the terms  $\varphi(S_i, \hat{\eta}^{I_k^c})$  for  $i \in I_k$ . That is, we evaluate  $\varphi(\cdot, \hat{\eta}^{I_k^c})$  on unit-level data  $S_i$  that is independent of the data that was used to estimate the nuisance parameter  $\hat{\eta}^{I_k^c}$ . Finally, we estimate the EATE by the cross-fitting estimator

$$\hat{\theta} = \frac{1}{K} \sum_{k=1}^K \left( \frac{1}{|I_k|} \sum_{i \in I_k} \varphi(S_i, \hat{\eta}^{I_k^c}) \right) \quad (10)$$

that averages over all  $K$  folds. The estimator  $\hat{\theta}$  converges at the parametric rate,  $N^{-1/2}$ , and follows a Gaussian distribution asymptotically with limiting variance  $\sigma_\infty^2$  as stated in Theorem 2.5 below.

The partition  $I_1, \dots, I_K$  is random. To alleviate the effect of this randomness, the whole procedure is repeated a number of  $B$  times, and the median of the individual point

estimators over the  $B$  repetitions is our final estimator of  $\theta_N^0$ . The asymptotic results for this median estimator remain the same as for  $\hat{\theta}$ ; see Chernozhukov et al. (2018). For each repetition  $b \in [B]$ , we compute a point estimator  $\hat{\theta}_b$ , a variance estimator  $\hat{\sigma}_{\infty,b}^2$  (for details please see the next Section 2.5), and a p-value  $p_b$  for the two-sided test  $H_0: \theta_N^0 = 0$  versus  $H_A: \theta_N^0 \neq 0$ . The  $B$  many p-values  $p_1, \dots, p_B$  from the individual repetitions are aggregated according to

$$p_{\text{aggr}}^0 = 2 \text{median}_{b \in [B]}(p_b).$$

This aggregation scheme yields a valid overall p-value for the same two-sided test (Meinshausen et al., 2009). The corresponding confidence interval is constructed as

$$\text{CI}(\hat{\theta}) = \{\theta \in \mathbb{R} \mid p_{\text{aggr}}^\theta \text{ of testing } H_0: \theta_N^0 = \theta \text{ vs. } H_A: \theta_N^0 \neq \theta \text{ satisfies } p_{\text{aggr}}^\theta > \alpha\}, \quad (11)$$

where typically  $\alpha = 0.05$ . This set contains all values  $\theta$  for which the null hypothesis  $H_0: \theta_N^0 = \theta$  cannot be rejected at level  $\alpha$  against the two-sided alternative  $H_A: \theta_N^0 \neq \theta$ .

Next, we describe how  $\text{CI}(\hat{\theta})$  can easily be computed. Due to the asymptotic result of Theorem 2.5, the aggregated p-value  $p_{\text{aggr}}^\theta$  for  $\theta \in \mathbb{R}$  can be represented as

$$p_{\text{aggr}}^\theta = 4 \text{median}_{b \in [B]}(1 - \Phi(\hat{\sigma}_{\infty,b}^{-1}|\hat{\theta}_b - \theta|)),$$

where  $\Phi$  denotes the cumulative distribution function of a standard Gaussian random variable. Consequently, we have

$$p_{\text{aggr}}^\theta > \alpha \quad \Leftrightarrow \quad \Phi^{-1}(1 - \alpha/4) > \text{median}_{b \in [B]}(\hat{\sigma}_{\infty,b}^{-1}|\hat{\theta}_b - \theta|),$$

which can be solved for feasible values of  $\theta$  using root search. A full description of our method is presented in Algorithm 1 in the next Section 2.5 after the description of the variance estimator  $\hat{\sigma}_{\infty,b}$ .

We now present our main theorem that we mentioned in the construction of confidence intervals above:

**Theorem 2.5** (Asymptotic distribution of  $\hat{\theta}$ ). *Assume Assumption B.1, B.2, B.3 and B.4 stated in the appendix in Section B. Then, the estimator  $\hat{\theta}$  of the EATE  $\theta_N^0$  given in (10) converges at the parametric rate,  $N^{-1/2}$ , and asymptotically follows a Gaussian distribution, namely*

$$\sqrt{N}(\hat{\theta} - \theta_N^0) \xrightarrow{d} \mathcal{N}(0, \sigma_\infty^2), \quad (12)$$

where  $\sigma_\infty$  is characterized in Assumption B.3. The convergence in (12) is in fact uniformly over the law  $P$  of the observations.

Please see Section D in the appendix for a proof of Theorem 2.5. The asymptotic variance  $\sigma_\infty^2$  in Theorem 2.5 can be consistently estimated; see Theorem 2.6 in the next Section 2.5.

Subsequently, we describe the implications of the assumptions made in Theorem 2.5. Assumption B.3 ensures that  $\sigma_\infty^2$  exists. Assumption B.1 and B.4 specify regularity conditions and required convergence rates of the machine learning estimators. The machine learning errors need to satisfy the product relationship

$$\begin{aligned} & \|h^0(C_i, Z_i) - \hat{h}^{I_k^c}(C_i, Z_i)\|_{P,2} \cdot \left( \|g_1^0(C_i, X_i) - \hat{g}_1^{I_k^c}(C_i, X_i)\|_{P,2} \right. \\ & \left. + \|g_0^0(C_i, X_i) - \hat{g}_0^{I_k^c}(C_i, X_i)\|_{P,2} + \|h^0(C_i, Z_i) - \hat{h}^{I_k^c}(C_i, Z_i)\|_{P,2} \right) \ll N^{-\frac{1}{2}}. \end{aligned}$$

This bound requires that only products of the machine learner’s errors but not the individual ones need to vanish at a rate smaller than  $N^{-1/2}$ . In particular, the individual error terms may vanish at a rate smaller than  $N^{-1/4}$ . This is achieved by many machine learning methods; see for instance Chernozhukov et al. (2018):  $\ell_1$ -penalized and related methods in a variety of sparse models (Bickel et al., 2009; Bhlmann and van de Geer, 2011; Belloni et al., 2011; Belloni and Chernozhukov, 2011; Belloni et al., 2012; Belloni and Chernozhukov, 2013), forward selection in sparse models (Kozbur, 2020),  $L_2$ -boosting in sparse linear models (Luo and Spindler, 2016), a class of regression trees and random forests (Wager and Walther, 2016), and neural networks (Chen and White, 1999).

We note that the so-called Neyman orthogonality of  $\varphi$  makes it insensitive to inserting potentially biased machine learning estimators of the nuisance parameters; please see Lemma D.1 in the appendix. A function is Neyman orthogonal if its Gateaux derivative, which is a directional derivative, vanishes at the true  $\eta^0$ . In particular, Neyman orthogonality is a first-order property. The product relationship of the machine learning estimating errors described above is used to bound second-order terms.

Our proof of Theorem 2.5 combines techniques presented by Chernozhukov et al. (2018) with a version of Stein’s method (Stein, 1972), which bounds the error of the normal approximation of a sum of random variables that exhibit a certain dependency structure. We use Theorem 3.6 from Ross (2011) that is defined on the dependency graph of network data where the dependency structure among the units should not be too dense. This is captured by Assumption B.2 that restricts the maximal degree  $d_{\max}$  in the dependency graph  $G_D$  on the unit-level data  $S_i$ ,  $i \in [N]$  to  $d_{\max} = o(N^{1/4})$ . That is,  $d_{\max}$  may grow at a slower rate than  $N^{1/4}$ , which allows us to consider increasingly complex networks as the sample size increases.

## 2.5 Consistent Variance Estimator

The asymptotic variance  $\sigma_\infty^2$  in Theorem 2.5 can be estimated consistently. The challenge is that the unit-level direct effects  $\theta_i^0$  for  $i \in [N]$ , given in (4), are not all equal. This is because the unit-level data points  $S_i$  are typically not identically distributed. The difference in distributions originate from the  $X$ - and  $Z$ - features that generally depend on a varying number of other units. If two unit-level data points  $S_i$  and  $S_j$  have the same distribution,

then their unit-level treatment effects  $\theta_i^0$  and  $\theta_j^0$  coincide. If enough of these unit-level treatment effects coincide, we can use the corresponding unit-level data to estimate them. Subsequently, we describe this procedure.

We partition  $[N]$  into sets  $\mathcal{A}_d$  for  $d \geq 0$  such that all unit-level data points  $S_i$  for  $i \in \mathcal{A}_d$  have the same distribution. Provided that the sets  $\mathcal{A}_d$  are large enough, we can consistently estimate the corresponding  $\theta_d^0$  for  $d \geq 0$  by

$$\hat{\theta}_d = \frac{1}{|\mathcal{A}_d|} \sum_{i \in \mathcal{A}_d} \varphi(S_i, \hat{\eta}^{I_{k(i)}^c}), \quad (13)$$

where  $k(i)$  denotes the index in  $[K]$  such that  $i \in I_{k(i)}$ . The convergence rate of these estimators is faster than  $N^{-1/4}$ ; see Lemma E.2 in Section E in the appendix. To achieve this rate, we require that the sets  $\mathcal{A}_d$  contain at least of order  $N^{3/4}$  many indices; see Assumption B.5 in Section B in the appendix. The parametric convergence rate cannot be achieved in general because  $\mathcal{A}_d$  is of smaller size than  $N$ , but the corresponding units may have the maximal  $d_{\max}$  many ties in the network.

Subsequently, we characterize a situation in which the index  $d$  corresponds to the degree in the dependency graph  $G_D$ . This is the case if two unit-level data points  $S_i$  and  $S_j$  have the same distribution if and only if the units  $i$  and  $j$  have the same degree in  $G_D$ . We assume that given a unit  $i$  and some  $m \in [N] \setminus \{i\}$  that 1) if  $C_m$  is part of  $Z_i$ , then  $C_m$  is also part of  $X_i$  and vice versa; 2) if  $W_m$  is part of  $X_i$ , then  $C_m$  is part of  $X_i$  and  $Z_i$  and vice versa. Consequently, if two units  $i \neq j$  have the same degree in the dependency graph, then their  $X$ - and their  $Z$ -features are computed using the same number of random variables. This implies that  $X_i$  and  $X_j$  as well as  $Z_i$  and  $Z_j$  are identically distributed, and therefore  $S_i$  and  $S_j$  have the same distribution. Thus, the sets  $\mathcal{A}_d$  form partition of the units according to their degree in the dependency graph, that is,  $\mathcal{A}_d = \{i \in [N]: d(i) = d\}$  for  $d \geq 0$ , where  $d(i)$  denotes the degree of  $i$  in the dependency graph. There are  $d_{\max} + 1 = o(N^{1/4})$  many such sets, and each of them is required to be of size at least of order  $N^{3/4}$  in Lemma E.2. This is feasible because there are  $N$  units in total.

Provided that the machine learning estimators of the nuisance functions converge at a rate faster than  $N^{1/4}$  as specified by Assumption B.6 in the appendix, we have the following consistent estimator of the asymptotic variance given in Theorem 2.5.

**Theorem 2.6.** *Denote by  $G_D = (V, E_D)$  the dependency graph on  $S_i$ ,  $i \in [N]$ . For a unit  $i \in [N]$ , denote by  $d(i)$  its degree in  $G_D$  and by  $k(i)$  the number in  $[K]$  such that  $S_i \in I_{k(i)}$ . In addition to the assumptions made in Theorem 2.5, also assume that Assumption B.5 and B.6 stated in Section B in the appendix hold. Based on  $\varphi$  defined in (6), we define the score function  $\psi(S_i, \theta, \eta) = \varphi(S_i, \eta) - \theta$  for some general  $\theta \in \mathbb{R}$  and nuisance function triple  $\eta = (g_1, g_0, h)$ . Then,*

$$\frac{1}{N} \sum_{i=1}^N \psi^2(S_i, \hat{\theta}_{d(i)}, \hat{\eta}^{I_{k(i)}^c}) + \frac{2}{N} \sum_{\{i,j\} \in E_D} \psi(S_i, \hat{\theta}_{d(i)}, \hat{\eta}^{I_{k(i)}^c}) \psi(S_j, \hat{\theta}_{d(j)}, \hat{\eta}^{I_{k(j)}^c})$$

is a consistent estimator of the asymptotic variance  $\sigma_\infty^2$  in Theorem 2.5.

This estimation scheme can be extended to general sets  $\mathcal{A}_d$ .

Algorithm 1 summarizes the whole practical procedure of point estimation with inference of the EATE based on data where the variance is estimated as given in Theorem 2.6.

---

**Algorithm 1:** Estimating the EATE from observational data on networks with spillover effects using plugin machine learning

---

**Input :**  $N$  unit-level observations  $S_i = (W_i, C_i, X_i, Z_i, Y_i)$  from the model (3), network  $G$ , feature functions  $f_x^l$ ,  $l \in [r]$  and  $f_z^l$ ,  $l \in [t]$ , corresponding dependency graph  $G_D$ , natural number  $K$ , natural number  $B$ , significance level  $\alpha \in [0, 1]$ , machine learning algorithms.

**Output:** Estimator of the EATE  $\theta_N^0$  and a valid p-value and confidence interval for the two-sided test  $H_0: \theta_N^0 = 0$  vs.  $H_A: \theta_N^0 \neq 0$ .

```

1 for  $b \in [B]$  do
2   Randomly split the index set  $[N]$  into  $K$  sets  $I_1, \dots, I_K$  of approximately equal
   size.
3   for  $k \in [K]$  do
4     Compute nuisance function estimators  $\hat{g}_1^{I_k^c}$ ,  $\hat{g}_0^{I_k^c}$ , and  $\hat{h}^{I_k^c}$  with machine
     learning algorithm and data from  $\mathcal{S}_{I_k^c}$ .
5   end
6   Compute point estimator of  $\theta_N^0$  according to (10), and call it  $\hat{\theta}_b$ .
7   For degrees  $d \geq 0$  in  $G_D$ , compute treatment effects  $\hat{\theta}_d$  according to (13).
8   Estimate asymptotic variance of  $\hat{\theta}_b$  according to Theorem 2.6 using  $\hat{\theta}_d$ , call it
    $\hat{\sigma}_{\infty,b}^2$ .
9   Compute p-value  $p_b$  for the two-sided test  $H_0: \theta_N^0 = 0$  vs.  $H_A: \theta_N^0 \neq 0$  using  $\hat{\theta}_b$ ,
    $\hat{\sigma}_{\infty,b}^2$ , and asymptotic Gaussian approximation.
10 end
11 Compute  $\hat{\theta} = \text{median}_{s \in [B]}(\hat{\theta}_s)$ .
12 Compute aggregated p-value  $p_{\text{aggr}}^0 = 2 \text{median}_{b \in [B]} p_b$ .
13 Compute confidence interval according to (11), call it  $\text{CI}(\hat{\theta})$ .
14 Return  $\hat{\theta}$ ,  $p_{\text{aggr}}^0$ ,  $\text{CI}(\hat{\theta})$ .
```

---

### 3 Empirical Validation

We demonstrate our method in a simulation study. We validate the performance of our method on different network structures and compare it to the Heckman estimator (Heckman, 1971) and an IPW estimator (Rosenbaum, 1987).

### 3.1 Simulation Study

We compare the performance of our method to the Hajek estimator and an IPW estimator with respect to bias of the point estimator and coverage and length of respective two-sided confidence intervals. We first describe the two competitors and afterwards detail the simulation setting and present the results.

The **Hajek estimator** (denoted by Hajek in Figure 4) without incorporation of confounders (Hajek, 1971) is given by

$$\frac{1}{N} \sum_{i=1}^N \left( \frac{W_i Y_i}{\frac{1}{N} \sum_{j=1}^N W_j} + \frac{(1 - W_i) Y_i}{\frac{1}{N} \sum_{j=1}^N (1 - W_j)} \right),$$

which preserves the parametric convergence rate and asymptotic Gaussian distribution under  $X$ -spillover effects that equal the fraction of treated neighbors in a randomized experiment (Li and Wager, 2022). The **IPW estimator** (Rosenbaum, 1987) has been developed under SUTVA and uses observed confounding by creating a pseudo population in which the treatment is independent of the confounders (Hirano et al., 2003). We compute it using sample splitting and cross-fitting according to

$$\frac{1}{K} \sum_{k=1}^K \frac{1}{|I_k|} \sum_{i \in I_k} \left( \frac{W_i Y_i}{\hat{e}_k^{I_k}(C_i)} - \frac{(1 - W_i) Y_i}{1 - \hat{e}_k^{I_k}(C_i)} \right),$$

where  $\hat{e}_k^{I_k}$  is the fitted propensity score obtained by regressing  $W_i$  on  $C_i$  on the data in  $i \in \mathcal{S}_{I_k}^c$ . In our simulation,  $\hat{e}_k^{I_k}$  coincides with  $\hat{h}_k^{I_k}$  because we consider no  $Z$ -features. We denote this estimator by IPW in Figure 4

We investigate two network structures: Erdős-Rényi networks (Erdős and Rényi, 1959) that randomly form edges between units and Watts-Strogatz networks (Watts and Strogatz, 1998) that are also called small-world networks. Erdős-Rényi networks are a simple example of a random mathematical network model, and their properties are particularly well understood. These networks play an important role as a standard against which to compare more complicated models. Watts-Strogatz networks share two properties with many networks in the real world: a small average shortest path length and a large clustering coefficient. To construct such a network, the vertices are first arranged in a regular fashion and linked to a fixed number of their neighbors. Then, some randomly chosen edges are rewired with a constant rewiring probability. A representative of each network type is provided in Figure 3. For each of these two network types, we consider one case where the dependency in the network does not increase with  $N$  (denoted by const in Figure 4) and one where it increases with  $N$  (denoted by  $N^\wedge(1/9)$  in Figure 4).

The specific unit-level structural equations (3) we consider for this simulation study are specified in Section A in the appendix. The functions  $g_1^0$  and  $g_0^0$  are step functions, and  $h^0$  is a sigmoid function. We use the same model for all network types and complexities. We use



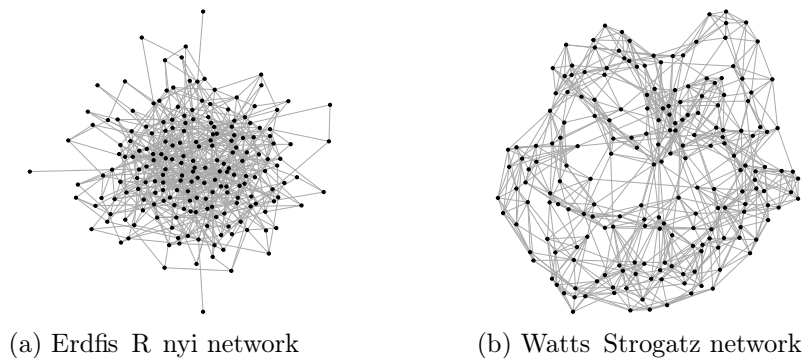


Figure 3: Different network structures on  $N = 200$  units: Erdős-Rényi network where two nodes are connected with probability  $6/N$  in 3a (every node is connected to 6 other nodes in expectation); Watts-Strogatz network with a rewiring probability of 0.05, a 1-dimensional ring-shaped starting lattice where each node is connected to 4 neighbors on both sides (that is, every node is connected to 8 other nodes), no loops, and no multiple edges in 3b. The graphs are generated using the R-package `igraph` (Csardi and Nepusz, 2006).

no  $Z$ -features but a 1-dimensional  $X$ -feature. For unit  $i$ , the feature  $X_i$  equals the average of the symmetrized confounders of its neighbors in  $G$ , denoted by  $\alpha(i)$  (not containing  $i$  itself). That is,

$$X_i = \frac{1}{|\alpha(i)|} \sum_{j \in \alpha(i)} (\mathbb{1}_{W_j=1} - \mathbb{1}_{W_j=0})C_j,$$

if  $\alpha(i)$  is non-empty, and 0 else.

For the sample sizes  $N = 625, 1250, 2500, 5000, 10\,000$  we perform 1000 simulation runs redrawing the data according to the SEM, consider  $B = 20$  and  $K = 10$  in Algorithm 1, and estimate the nuisance functions by random forests consisting of 500 trees with a default minimal node size of 5 and other default parameters using the R-package `ranger` (Wright and Ziegler, 2017). Our results for the Erdős-Rényi and Watts-Strogatz networks are displayed in Figure 4. Two different panels are used to display the results for different ranges of the bias of the methods.

For all network types and complexities, we observe the following. The IPW estimator incurs a substantial bias. This estimator is known to have a poor finite-sample performance under SUTVA due to estimated propensity scores  $\hat{e}_k^c$  that may be close to 0 or 1. The Heckman estimator incurs some bias because it does not adjust for observed confounding and assumes a randomized treatment instead. The bias of our method (denoted by `netAIPW` in Figure 4) decreases as the sample size increases. As the network structure becomes more complex, our method requires more observations to achieve a small bias because the data sets  $\mathcal{S}_k^c$  in (9), which are used to estimate the nuisance functions, are smaller in denser networks.

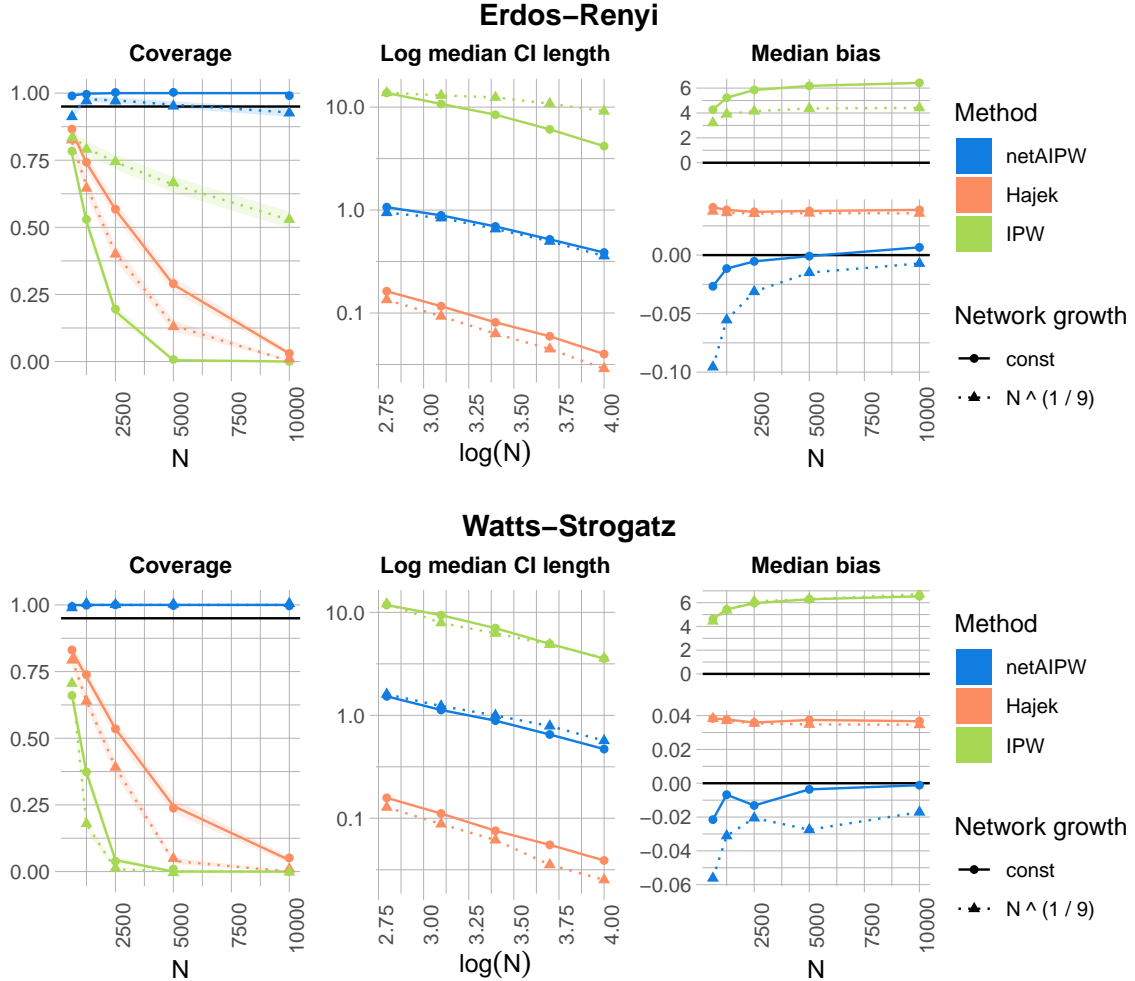


Figure 4: Coverage and log median length of two-sided confidence intervals for  $\theta_N^0$  at significance level 5% and median bias over 1000 simulation runs for Erdos-Renyi and Watts-Strogatz networks of different complexities (in the network structure labeled *const*, every unit has an expected degree of 3, and in the network structure labeled  $N^{1/9}$ , every unit has an expected degree of  $3N^{1/9}$ ). We compare the performance of our method, netAIPW, with the Hajek (Hajek, 1971) and an IPW (Rosenbaum, 1987) estimator, indicated by color. The variance of the competitors are empirical variances over the 1000 repetitions, while we computed confidence intervals for netAIPW according to (11). The shaded regions in the coverage plot represent 95% confidence bands with respect to the 1000 simulation runs, and the dots in this panel are jittered.

In terms of coverage, we observe poor performance of the two competitors, whereas our method guarantees coverage. The overcoverage of our method can be attributed to the aggregation scheme of the p-values because this aggregation scheme is known to be conservative (Meinshausen et al., 2009).

## 4 Conclusion

Causal inference from observational data usually assumes independent units. However, having independent observations is often not conceivable, and so-called spillover effects among units are common in practice. Our aim was to develop point estimation and asymptotic inference for the expected average treatment effect (EATE) on observational network data. We used an augmented inverse probability weighting (AIPW) principle. We accounted for spillover effects that a unit receives from other units along paths in the network, and we modeled these spillover effects using finite-dimensional features. A unit’s treatment may be informed by spillover effects from the confounding variables of other units, and a unit’s outcome may be informed by spillover effects from the confounding variables and treatments of other units.

Other authors who consider such a framework either uniformly limit the number of edges in the network, estimate densities, assume a semiparametric model, cannot incorporate observed confounding variables, assume the network consists of disconnected components, or limit interference to the direct neighbors in the network. Our AIPW machine learning approach overcomes these limitations. Units may interact beyond their direct neighborhoods, interactions may become increasingly complex as the sample size increases, and we consider general networks. We employ double machine learning techniques (Chernozhukov et al., 2018) to estimate the nuisance components of our model by arbitrary regression machine learning algorithms. Even though we employ machine learning algorithms, our estimator of the EATE converges at the parametric rate and asymptotically follows a Gaussian distribution, which allows us to perform inference.

We demonstrated the empirical performance of our proposed approach in a simulation study. We compared the performance of our method to the Heckman estimator (Heckman, 1971) without confounders and an inverse probability weighting (IPW) estimator that ignores spillover effects (Rosenbaum, 1987). All methods except ours incurred a considerable bias, and their confidence intervals failed to reach the nominal coverage level. In contrast, our method could account for the complex dependence structures of the data so that its bias vanished with increasing sample size, and coverage was guaranteed. We would like to point out the hardness of this problem: we consider treatment effect estimation on data with increasing dependence among units, where the data generating mechanism can be highly nonlinear and include confounders.

Our method assumes that the form of the spillover effects is known, which allowed us to construct low-dimensional features accounting for the dependence in the data. Our theory

does not explicitly depend on the functional form of the features, and it is conceivable that our procedure could be adapted to learn them. There are advances in the literature that consider feature engineering in network settings as for instance in Grover and Leskovec (2016), and future work may investigate combining our current methodology with such algorithms. Also, there exist several attempts to test for network dependence as for instance in Lee and Ogburn (2021b).

In the present work, we focused on estimating the EATE. Other effects may be estimated in a similar manner, like for instance the global average treatment effect (GATE) where all units are jointly intervened on. Such an effect can compare giving the treatment to all units versus giving it to none. We developed an estimator of the GATE in Section F in the appendix.

## Acknowledgements

CE and PB received funding from the European Research Council (ERC) under the European Union’s Horizon 2020 research and innovation programme (grant agreement No. 786461), and M-LS received funding from the Swiss National Science Foundation (SNF) (project No. 200021\_172485). We would like to thank Leonard Henckel and Dominik Rothenhüsler for constructive comments.

## References

- A. M. Aiken, C. Davey, J. R. Hargreaves, and R. J. Hayes. Re-analysis of health and educational impacts of a school-based deworming programme in western Kenya: a pure replication. International Journal of Epidemiology, 44(6):1572–1580, 2015.
- G. W. Basse and E. M. Airoidi. Model-assisted design of experiments in the presence of network-correlated outcomes. Biometrika, 105(4):849–858, 2018.
- A. Belloni and V. Chernozhukov.  $\ell_1$ -penalized quantile regression in high-dimensional sparse models. The Annals of Statistics, 39(1):82–130, 2011.
- A. Belloni and V. Chernozhukov. Least squares after model selection in high-dimensional sparse models. Bernoulli, 19(2):521–547, 2013.
- A. Belloni, V. Chernozhukov, and L. Wang. Square-root lasso: pivotal recovery of sparse signals via conic programming. Biometrika, 98(4):791–806, 2011.
- A. Belloni, D. Chen, V. Chernozhukov, and C. Hansen. Sparse models and methods for optimal instruments with an application to eminent domain. Econometrica, 80(6):2369–2429, 2012.

- P. J. Bickel, Y. Ritov, and A. B. Tsybakov. Simultaneous analysis of lasso and dantzig selector. The Annals of Statistics, 37(4):1705–1732, 2009.
- P. Bühlmann and S. van de Geer. Statistics for High-Dimensional Data: Methods, Theory and Applications. Springer Series in Statistics. Springer, Heidelberg, 2011.
- J. Cai, A. De Janvry, and E. Sadoulet. Social networks and the decision to insure. American Economic Journal: Applied Economics, 7(2):81–108, 2015.
- X. Chen and H. White. Improved rates and asymptotic normality for nonparametric neural network estimators. IEEE Transactions on Information Theory, 45:682–691, 1999.
- V. Chernozhukov, D. Chetverikov, M. Demirer, E. Dufo, C. Hansen, W. Newey, and J. Robins. Double/debiased machine learning for treatment and structural parameters. The Econometrics Journal, 21(1):C1–C68, 2018.
- A. Chin. Central limit theorems via stein’s method for randomized experiments under interference, 2018. Preprint arXiv:1804.03105.
- A. Chin. Regression adjustments for estimating the global treatment effect in experiments with interference. Journal of Causal Inference, 7(2), 2019.
- G. Csardi and T. Nepusz. The igraph software package for complex network research. InterJournal, Complex Systems:1695, 2006. URL <https://igraph.org>.
- D. Eckles and E. Bakshy. Bias and high-dimensional adjustment in observational studies of peer effects. Journal of the American Statistical Association, 116(534):507–517, 2021.
- D. Eckles, B. Karrer, and J. Ugander. Design and analysis of experiments in networks: Reducing bias from interference. Journal of Causal Inference, 5(1):20150021, 2017.
- N. Egami and E. J. Tchetgen Tchetgen. Identification and estimation of causal peer effects using double negative controls for unmeasured network confounding, 2021. Preprint arXiv:2109.01933.
- P. Erdős and A. Rényi. On random graphs I. Publicationes Mathematicae, 6:290–297, 1959.
- L. Forastiere, E. M. Airoidi, and F. Mealli. Identification and estimation of treatment and interference effects in observational studies on networks. Journal of the American Statistical Association, 116(534):901–918, 2021.
- A. Grover and J. Leskovec. node2vec: Scalable feature learning for networks. In Proceedings of the 22nd ACM SIGKDD international conference on Knowledge discovery and data mining, pages 855–864, 2016.

- J. H. Jek. Comment on "an essay on the logical foundations of survey sampling, part one" by Basu. In V. P. Godambe and D. A. Sprott, editors, Foundations of Statistical Inference, page 236. Holt, Rinehart and Winston, Toronto, 1971.
- E. Halloran and M. G. Hudgens. Dependent happenings: a recent methodological review. Current Epidemiology Reports, 3(4):297–305, 2016.
- K. Hirano, G. Imbens, and G. Ridder. Efficient estimation of average treatment effects using the estimated propensity score. Econometrica, 71(4):1161–1189, 2003.
- G. Hong and S. W. Raudenbush. Causal inference for time-varying instructional treatments. Journal of Educational and Behavioral Statistics, 33(3):333–362, 2008.
- D. G. Horvitz and D. J. Thompson. A generalization of sampling without replacement from a finite universe. Journal of the American Statistical Association, 47(260):663–685, 1952.
- T. Hoshino. Estimating a continuous treatment model with spillovers: A control function approach, 2021. Preprint arXiv:2112.15114.
- Y. Hu, S. Li, and S. Wager. Average direct and indirect causal effects under interference. Biometrika, 02 2022.
- M. G. Hudgens and E. Halloran. Toward causal inference with interference. Journal of the American Statistical Association, 103(482):832–842, 2008.
- D. Kozbur. Analysis of testing-based forward model selection. Econometrica, 88(5):2147–2173, 2020.
- C. F. Kurz. Augmented inverse probability weighting and the double robustness property. Medical Decision Making, 42(2):156–167, 2022.
- T. Lattimore and C. Szepesvári. Bandit algorithms. Cambridge University Press, Cambridge, 2020.
- S. L. Lauritzen. Graphical models. Oxford statistical science series. Clarendon Press, Oxford, 1996.
- Y. Lee and E. L. Ogburn. Network dependence can lead to spurious associations and invalid inference. Journal of the American Statistical Association, 116(535):1060–1074, 2021a.
- Y. Lee and E. L. Ogburn. Network dependence can lead to spurious associations and invalid inference. Journal of the American Statistical Association, 116(535):1060–1074, 2021b.
- M. Leung. Treatment and spillover effects under network interference. The Review of Economics and Statistics, 102(2):368–380, 2020.

- S. Li and S. Wager. Random graph asymptotics for treatment effect estimation under network interference, 2022. Preprint arXiv:2007.13302, to appear in the Annals of Statistics.
- L. Liu, M. G. Hudgens, B. Saul, J. D. Clemens, M. Ali, and M. E. Emch. Doubly robust estimation in observational studies with partial interference. Stat, 8(1):e214, 2019.
- X. Luo, D. S. Small, C.-S. R. Li, and P. R. Rosenbaum. Inference with interference between units in an fmri experiment of motor inhibition. Journal of the American Statistical Association, 107(498):530–541, 2012.
- Y. Luo and M. Spindler. High-dimensional  $L_2$  boosting: Rate of convergence, 2016. Preprint arXiv:1602.08927.
- M. Maathuis, M. Drton, S. Lauritzen, and M. Wainwright, editors. Handbook of graphical models. Handbooks of Modern Statistical Methods. Chapman & Hall/CRC, Boca Raton, FL, 2019.
- C. Manski. Identification of treatment response with social interactions. Econometrics Journal, 16(1):S1–S23, 2013.
- N. Meinshausen, L. Meier, and P. Böhmann. p-values for high-dimensional regression. Journal of the American Statistical Association, 104(488):1671–1681, 2009.
- E. Miguel and M. Kremer. Worms: Identifying impacts on education and health in the presence of treatment externalities. Econometrica, 72(1):159–217, 2003.
- E. Ogburn, O. Sofrygin, and M. Laan. Causal inference for social network data, 2017. Preprint arXiv:1705.08527.
- E. L. Ogburn and T. J. VanderWeele. Causal diagrams for interference. Statistical science, 29(4):559–578, 2014.
- E. L. Ogburn and T. J. VanderWeele. Vaccines, contagion, and social networks. The Annals of Applied Statistics, 11(2):919–948, 2017.
- J. Pearl. Causal diagrams for empirical research. Biometrika, 82(4):669–688, 1995.
- J. Pearl. Graphs, causality, and structural equation models. Sociological Methods & Research, 27(2):226–284, 1998.
- J. Pearl. Causality: Models, reasoning, and inference. Cambridge University Press, Cambridge, 2 edition, 2009.
- J. Pearl. An introduction to causal inference. The International Journal of Biostatistics, 6(2): Article 7, 2010.

- C. Perez-Heydrich, M. G. Hudgens, E. Halloran, J. D. Clemens, M. Ali, and M. E. Emch. Assessing effects of cholera vaccination in the presence of interference. Biometrics, 70(3):731–741, 2014.
- E. Perkovič, J. Textor, M. Kalisch, and M. H. Maathuis. Complete graphical characterization and construction of adjustment sets in markov equivalence classes of ancestral graphs. Journal of Machine Learning Research, 18(220):1–62, 2018.
- J. Peters, D. Janzing, and B. Schölkopf. Elements of causal inference: Foundations and learning algorithms. Adaptive computation and machine learning. The MIT Press, Cambridge, MA, 2017.
- J. Robins. A new approach to causal inference in mortality studies with a sustained exposure period—application to control of the healthy worker survivor effect. Mathematical Modelling, 7(9):1393–1512, 1986.
- J. M. Robins and A. Rotnitzky. Semiparametric efficiency in multivariate regression models with missing data. Journal of the American Statistical Association, 90(429):122–129, 1995.
- J. M. Robins, A. Rotnitzky, and L. P. Zhao. Analysis of semiparametric regression models for repeated outcomes in the presence of missing data. Journal of the American Statistical Association, 90(429):106–121, 1995.
- P. R. Rosenbaum. Model-based direct adjustment. Journal of the American Statistical Association, 82(398):387–394, 1987.
- N. Ross. Fundamentals of Stein’s method. Probability Surveys, 8(none):210–293, 2011.
- D. Rubin. Comment on: randomization analysis of experimental data in the Fisher randomization test by D. Basu. Journal of the American Statistical Association, 75:591–593, 1980.
- D. B. Rubin. Estimating causal effects of treatments in randomized and nonrandomized studies. Journal of Educational Psychology, 66(5):688–701, 1974.
- F. Sørve, P. M. Aronow, and M. G. Hudgens. Average treatment effects in the presence of unknown interference. The Annals of Statistics, 49(2):673–701, 2021.
- C. R. Shalizi and A. C. Thomas. Homophily and contagion are generically confounded in observational social network studies. Sociological Methods & Research, 40(2):211–239, 2011.
- M. E. Sobel. What do randomized studies of housing mobility demonstrate? Journal of the American Statistical Association, 101(476):1398–1407, 2006.



- O. Sofrygin and M. J. van der Laan. Semi-parametric estimation and inference for the mean outcome of the single time-point intervention in a causally connected population. Journal of Causal Inference, 5(1):1–35, 2017.
- J. Splawa-Neyman, D. M. Dabrowska, and T. P. Speed. On the application of probability theory to agricultural experiments. essay on principles. section 9. Statistical Science, 5(4):465–472, 1990.
- M.-L. Spohn, L. Henckel, and M. H. Maathuis. Treatment effect estimation on networks with interference and possibly latent confounding, 2022. Forthcoming on arXiv.
- C. Stein. A bound for the error in the normal approximation to the distribution of a sum of dependent random variables. In Proceedings of the sixth Berkeley symposium on mathematical statistics and probability, volume 2: Probability theory, volume 6, pages 583–603. University of California Press, 1972.
- S. J. Taylor and D. Eckles. Randomized Experiments to Detect and Estimate Social Influence in Networks, pages 289–322. Springer International Publishing, Cham, 2018.
- E. J. Tchetgen Tchetgen, I. R. Fulcher, and I. Shpitser. Auto-g-computation of causal effects on a network. Journal of the American Statistical Association, 116(534):833–844, 2021.
- R. Tibshirani. Regression shrinkage and selection via the lasso. Journal of the Royal Statistical Society. Series B (Methodological), 58(1):267–288, 1996.
- P. Toulis, A. Volfovsky, and E. M. Airoidi. Estimating causal effects when treatments are entangled by network dynamics, 2021. URL <https://www.ptoulis.com/working-papers>. Working paper.
- J. Ugander, B. Karrer, L. Backstrom, and J. Kleinberg. Graph cluster randomization: network exposure to multiple universes, 2013. Preprint arXiv:1305.6979.
- M. van der Laan. Causal inference for a population of causally connected units. Journal of Causal Inference, 2(1):13–74, 2014.
- M. J. van der Laan and S. Rose. Targeted Learning. Springer Series in Statistics. Springer, New York, 2011.
- M. J. van der Laan and S. Rose. Targeted Learning in Data Science. Springer Series in Statistics. Springer, New York, 2018.
- M. J. van der Laan and D. Rubin. Targeted maximum likelihood learning. The International Journal of Biostatistics, 2(1), 2006.

- T. J. VanderWeele and E. J. Tchetgen Tchetgen. Effect partitioning under interference in two-stage randomized vaccine trials. Statistics & Probability Letters, 81(7):861–869, 2011. *Statistics in Biological and Medical Sciences*.
- T. J. Vanderweele, G. Hong, S. M. Jones, and J. L. Brown. Mediation and spillover effects in group-randomized trials: A case study of the 4Rs educational intervention. Journal of the American Statistical Association, 108(502):469–482, 2013.
- S. Wager and G. Walther. Adaptive concentration of regression trees, with application to random forests, 2016. Preprint arXiv:1503.06388.
- Y. Wang. Causal inference under temporal and spatial interference, 2021. Preprint arXiv:2106.15074.
- D. J. Watts and S. Strogatz. Collective dynamics of ‘small-world’ networks. Nature, 393:440–442, 1998.
- M. N. Wright and A. Ziegler. ranger: A fast implementation of random forests for high dimensional data in C++ and R. Journal of Statistical Software, 77(1):1–17, 2017.

## Appendices

### A Structural Equation Model for Simulation

For each unit  $i \in [N]$ , we sample independent and identically distributed confounders  $C_i \sim \text{Unif}(0, 1)$  from the uniform distribution. The treatment assignments  $W_i$  are drawn from a Bernoulli distribution with success probability  $p_i = \text{sigmoid}(C_i - 0.25)$ , where  $\text{sigmoid}(x) = 1/(1 + e^{-x})$  for  $x \in \mathbb{R}$  denotes the sigmoid function. Let  $\alpha(i)$  denote the neighbors of unit  $i$  in the network (without  $i$  itself). Then, we let the feature  $X_i$  denote the shifted average number of neighbors assigned to treatment weighted by their confounder, namely

$$X_i = \frac{1}{|\alpha(i)|} \sum_{j \in \alpha(i)} (\mathbb{1}_{W_j=1} - \mathbb{1}_{W_j=0}) C_j$$

if  $\alpha(i)$  is non-empty, and 0 else. For real numbers  $x$  and  $c$ , we consider the functions

$$g_1^0(x, c) = 1.5\mathbb{1}_{x \geq 0.5, x < 0.7} + 4\mathbb{1}_{x \geq 0.7} + 2.5\mathbb{1}_{x < 0.5}$$

and

$$g_0^0(x, c) = 0.5\mathbb{1}_{x \geq 0.4, c \geq 0.2} - 0.75\mathbb{1}_{x \geq 0.4, c < 0.2} + 0.25\mathbb{1}_{x < 0.4, c \geq 0.2} - 0.5\mathbb{1}_{x < 0.4, c < 0.2}.$$

For independent and identically distributed error terms  $\varepsilon_{Y_i} \sim \text{Unif}(-\sqrt{0.12}/2, \sqrt{0.12}/2)$ , we consider the outcomes  $Y_i = W_i g_1^0(C_i, X_i) + (1 - W_i) g_0^0(C_i, X_i) + \varepsilon_{Y_i}$ .

## B Assumptions and Additional Definitions

We observe  $N$  units according to the structural equations (3) that are connected by an underlying network. For each unit  $i \in [N]$ , we concatenate  $S_i = (W_i, C_i, X_i, Z_i, Y_i)$  that are relevant for unit  $i$ . For notational simplicity, we abbreviate  $D_i = (C_i, X_i)$  and  $U_i = (C_i, Z_i)$  for  $i \in [N]$ .

Let the number of sample splits  $K \geq 2$  be a fixed integer independent of  $N$ . We assume that  $N \geq K$  holds. Consider a partition  $I_1, \dots, I_K$  of  $[N]$ . We assume that all sets  $I_1, \dots, I_K$  are of equal cardinality  $n$ . We make this assumption for the sake of notational simplicity, but our results hold without it.

Let  $\{\delta_N\}_{N \geq K}$  and  $\{\Delta_N\}_{N \geq K}$  be two sequences of non-negative numbers that converge to 0 as  $N \rightarrow \infty$ . Let  $\{\mathcal{P}_N\}_{N \geq 1}$  be a sequence of sets of probability distributions  $P$  of the  $N$  units. We make the following additional sets of assumptions.

The following Assumption B.1 recalls that we use the model (3) and specifies regularity assumptions on the involved random variables. Assumption B.1.2 and B.1.3 ensure that the random variables are integrable enough. Assumption B.1.4 ensures that the true underlying function  $h^0$  of the treatment assignment model is bounded away from 0 and 1, which allows us to divide by  $h^0$  and  $1 - h^0$ .

**Assumption B.1.** *Let  $p \geq 4$ . For all  $N$ , all  $i \in [N]$ , all  $P \in \mathcal{P}_N$ , and all  $k \in [K]$ , we have the following.*

*B.1.1 The structural equations (3) hold, where the treatment  $W_i \in \{0, 1\}$  is binary.*

*B.1.2 There exists a finite real constant  $C_1$  independent of  $P$  satisfying  $\|W_i\|_{P,p} + \|C_i\|_{P,p} + \|X_i\|_{P,p} + \|Z_i\|_{P,p} + \|Y_i\|_{P,p} \leq C_1$ .*

*B.1.3 There exists a finite real constant  $C_2$  independent of  $P$  such that we have  $\|Y_i\|_{P,\infty} + \|g_1^0(D_i)\|_{P,\infty} + \|g_0^0(D_i)\|_{P,\infty} + \|h^0(U_i)\|_{P,\infty} \leq C_2$ .*

*B.1.4 There exists a finite real constant  $C_3$  independent of  $P$  such that  $P(C_3 \leq h^0(U_i) \leq 1 - C_3) = 1$  holds.*

*B.1.5 There exists a finite real constant  $C_4$  such that we have  $|\theta_i^0| \leq C_4$ .*

The following assumption limits the growth rate of the maximal degree of a node in the dependency graph.

**Assumption B.2.** *The maximal degree  $d_{\max}$  of a node in the dependency graph satisfies  $d_{\max} = o(N^{1/4})$ . That is,  $d_{\max}$  is allowed to grow at a slower rate than  $N^{1/4}$  as  $N \rightarrow \infty$ .*

The following assumption allows us to characterize the asymptotic variance in Theorem 2.6 as the limit of the population variance on the  $N$  units.

**Assumption B.3.** *There exists a finite real constant  $\sigma_\infty^2 > 0$  such that for all  $P \in \mathcal{P}_N$ , we have*

$$\lim_{N \rightarrow \infty} \text{Var} \left( \frac{1}{\sqrt{N}} \sum_{i=1}^N \psi(S_i, \theta_i^0, \eta^0) \right) = \sigma_\infty^2.$$

The following Assumption B.4 characterizes the realization set of the nuisance functions and the  $N^{-1/2}$  convergence rate of products of the machine learning errors from estimating the nuisance functions  $g_1^0$ ,  $g_0^0$ , and  $h^0$ .

**Assumption B.4.** *Consider the  $p \geq 4$  from Assumption B.1. For all  $N \geq K$  and all  $P \in \mathcal{P}_N$ , consider a nuisance function realization set  $\mathcal{T}$  such that the following conditions hold.*

*B.4.1 The set  $\mathcal{T}$  consists of  $P$ -integrable functions  $\eta = (g_1, g_0, h)$  whose  $p$ th moment exists and whose  $\|\cdot\|_{P, \infty}$ -norm is uniformly bounded, and  $\mathcal{T}$  contains  $\eta^0 = (g_1^0, g_0^0, h^0)$ . Furthermore, there exists a finite real constant  $C_5$  such that for all  $i \in [N]$  and all elements  $\eta = (g_0, g_1, h) \in \mathcal{T}$ , we have*

$$\begin{aligned} & \|h^0(W_i) - h(W_i)\|_{P,2} \\ & \cdot (\|g_1^0(D_i) - g_1(D_i)\|_{P,2} + \|g_0^0(D_i) - g_0(D_i)\|_{P,2} + \|h^0(W_i) - h(W_i)\|_{P,2}) \\ \leq & \delta_N N^{-\frac{1}{2}}. \end{aligned}$$

*B.4.2 Assumption B.1.4 also holds with  $h^0$  replaced by  $h$ .*

*B.4.3 Let  $\kappa$  be the largest real number such that for all  $i \in [N]$  and all  $\eta \in \mathcal{T}$ , we have*

$$\|h^0(W_i) - h(W_i)\|_{P,2} + \|g_1^0(D_i) - g_1(D_i)\|_{P,2} + \|g_0^0(D_i) - g_0(D_i)\|_{P,2} \lesssim \sqrt{\delta_N} N^{-\kappa}.$$

*That is,  $\kappa$  represents the slowest convergence rate of our machine learners. Then, there exists a finite real constant  $C_6$  exists such that  $d_{\max} N^{-2\kappa} \leq C_6$  holds, where  $d_{\max}$  denotes the maximal degree of the dependency graph.*

*B.4.4 For all  $k \in [K]$ , the nuisance parameter estimate  $\hat{\eta}^{I_k^c} = \hat{\eta}^{I_k^c}(\mathcal{S}_{I_k^c})$  belongs to the nuisance function realization set  $\mathcal{T}$  with  $P$ -probability no less than  $1 - \Delta_N$ .*

The following two assumptions, Assumption B.5 and B.6, are only required to establish that our estimator of the asymptotic variance is consistent. They are not required to establish the asymptotic Gaussian distribution of our plugin machine learning estimator.

Assumption B.5 characterizes the order of the minimal size of the sets  $\mathcal{A}_d$  for  $d \geq 0$ . These sets are required to contain a sufficient number of units such that the degree-specific treatment effects  $\theta_d^0$  for  $d \geq 0$  can be estimated at a fast enough rate. These estimators are required to give a consistent estimator of the asymptotic variance  $\sigma_\infty^2$ .

**Assumption B.5.** For  $d \geq 0$ , the order of  $|\mathcal{A}_d|$  is at least  $N^{3/4}$ , denoted by  $\Omega(N^{3/4})$  according to the Bachmann Landau notation (Lattimore and Szepesvri, 2020).

Assumption B.6 specifies that all individual machine learning estimators of the nuisance functions converge at a rate faster than  $N^{-1/4}$ .

**Assumption B.6.** The slowest convergence rate  $\kappa$  in Assumption B.4.3 satisfies  $\kappa \geq 1/4$ .

## C Supplementary Lemmata

In this section, we prove two results on conditional independence relationships of the variables from our model. We argue for the directed acyclic graph (DAG) of our model (3) and use graphical criteria (Lauritzen, 1996; Pearl, 1998, 2009, 2010; Peters et al., 2017; Perkovi et al., 2018; Maathuis et al., 2019).

**Lemma C.1.** Let  $i \in [N]$ , and let  $C_j \notin \text{pa}(Y_i)$ . Then, we have  $Y_i \perp\!\!\!\perp C_j | \text{pa}(Y_i)$ .

*Proof of Lemma C.1.* The parents of  $Y_i$  are a valid adjustment set (Pearl, 2009). Because  $Y_i$  has no descendants, the claim follows.  $\square$

**Lemma C.2.** Let  $i \in [N]$ , and let  $C_j \notin \text{pa}(W_i)$ . Then, we have  $W_i \perp\!\!\!\perp C_j | \text{pa}(W_i)$ . Furthermore, for  $j \neq i$ , we have  $W_i \perp\!\!\!\perp W_j | \text{pa}(W_i)$ .

*Proof of Lemma C.2.* The parents of  $W_i$  are a valid adjustment set (Pearl, 2009). The treatment variable  $W_i$  has no descendants apart from responses  $Y$ , which are colliders on any path from  $W_i$  to  $C_j$  or  $W_j$ , and thus the empty set blocks these paths. Consequently, the two claims follow.  $\square$

## D Proof of Theorem 2.5

*Proof of Lemma 2.2.* Let  $i \in [N]$ . We have

$$\mathbb{E}[\psi(S_i, \theta_i^0, \eta^0)] = \mathbb{E} \left[ \frac{W_i}{h^0(U_i)} (Y_i - g_1^0(D_i)) \right] - \mathbb{E} \left[ \frac{1 - W_i}{1 - h^0(U_i)} (Y_i - g_0^0(D_i)) \right].$$

We have

$$\begin{aligned} & \mathbb{E} \left[ \frac{W_i}{h^0(U_i)} (Y_i - g_1^0(D_i)) \right] \\ &= \mathbb{E} \left[ \frac{W_i}{h^0(U_i)} (\mathbb{E}[Y_i | \text{pa}(Y_i) \cup \text{pa}(W_i)] - g_1^0(D_i)) \right] \\ &= \mathbb{E} \left[ \frac{1}{h^0(U_i)} \mathbb{E}[W_i Y_i - W_i g_1^0(D_i) | \text{pa}(Y_i)] \right] \\ &= \mathbb{E} \left[ \frac{W_i}{h^0(U_i)} \mathbb{E}[\varepsilon_{Y_i} | \text{pa}(Y_i)] \right] \\ &= 0 \end{aligned} \tag{14}$$

due to Lemma C.1 and because  $\mathbb{E}[\varepsilon_{Y_i} | \text{pa}(Y_i)] = 0$  holds by assumption. Analogous computations for  $\mathbb{E}[(1 - W_i)/(1 - h^0(U_i))(Y_i - g_0^0(D_i))]$  conclude the proof.  $\square$

The following lemma shows that the score function  $\varphi$  is Neyman orthogonal in the sense that its Gateaux derivative vanishes (Chernozhukov et al., 2018).

**Lemma D.1** (Neyman orthogonality). *Assume the assumptions of Theorem 2.5 hold. Let  $\eta \in \mathcal{T}$ , and let  $i \in [N]$ . Then, we have*

$$\frac{\partial}{\partial r} \Big|_{r=0} \mathbb{E} [\varphi(S_i, \eta^0 + r(\eta - \eta^0))] = 0.$$

*Proof of Lemma D.1.* Let  $r \in (0, 1)$ , let  $i \in [N]$ , and let  $\eta \in \mathcal{T}$ . Then, we have

$$\begin{aligned} & \frac{\partial}{\partial r} \mathbb{E} [\varphi(S_i, \eta^0 + r(\eta - \eta^0))] \\ = & \frac{\partial}{\partial r} \mathbb{E} \left[ g_1^0(D_i) - g_0^0(D_i) + r(g_1(D_i) - g_0(D_i) - g_1^0(D_i) + g_0^0(D_i)) \right. \\ & + \frac{W_i}{h^0(U_i) + r(h(U_i) - h^0(U_i))} \left( Y_i - g_1^0(D_i) - r(g_1(D_i) - g_1^0(D_i)) \right) \\ & \left. - \frac{1 - W_i}{1 - h^0(U_i) - r(h(U_i) - h^0(U_i))} \left( Y_i - g_0^0(D_i) - r(g_0(D_i) - g_0^0(D_i)) \right) \right] \\ = & \mathbb{E} \left[ (g_1(D_i) - g_0(D_i)) - (g_1^0(D_i) - g_0^0(D_i)) \right. \\ & + \frac{W_i}{(h^0(U_i) + r(h(U_i) - h^0(U_i)))^2} \left( - (g_1(D_i) - g_1^0(D_i))(h^0(U_i) + r(h(U_i) - h^0(U_i))) \right. \\ & \left. - (Y_i - g_1^0(D_i) - r(g_1(D_i) - g_1^0(D_i)))(h(U_i) - h^0(U_i)) \right) \\ & \left. - \frac{1 - W_i}{(1 - h^0(U_i) - r(h(U_i) - h^0(U_i)))^2} \left( - (g_0(D_i) - g_0^0(D_i))(1 - h^0(U_i) - r(h(U_i) - h^0(U_i))) \right. \right. \\ & \left. \left. + (Y_i - g_0^0(D_i) - r(g_0(D_i) - g_0^0(D_i)))(h(U_i) - h^0(U_i)) \right) \right]. \end{aligned} \tag{15}$$

We evaluate this expression at  $r = 0$  and obtain

$$\begin{aligned} & \frac{\partial}{\partial r} \Big|_{r=0} \mathbb{E} [\varphi(S_i, \eta^0 + r(\eta - \eta^0))] \\ = & \mathbb{E} \left[ (g_1(D_i) - g_0(D_i)) - (g_1^0(D_i) - g_0^0(D_i)) \right. \\ & - \left( 1 + \frac{\varepsilon W_i}{h^0(U_i)} \right) (g_1(D_i) - g_1^0(D_i)) - \frac{W_i}{(h^0(U_i))^2} (Y_i - g_1^0(D_i))(h(U_i) - h^0(U_i)) \\ & \left. + \left( 1 - \frac{\varepsilon W_i}{1 - h^0(U_i)} \right) (g_0(D_i) - g_0^0(D_i)) - \frac{1 - W_i}{(1 - h^0(U_i))^2} (Y_i - g_0^0(D_i))(h(U_i) - h^0(U_i)) \right] \\ = & 0 \end{aligned}$$

due to (14) and because

$$\begin{aligned} & \mathbb{E} \left[ \frac{\varepsilon W_i}{h^0(U_i)} (g_1(D_i) - g_1^0(D_i)) \right] \\ = & \mathbb{E} \left[ (\mathbb{E}[W_i | \text{pa}(W_i) \cup \text{pa}(Y_i)] - h^0(U_i)) \frac{1}{h^0(U_i)} (g_1(D_i) - g_1^0(D_i)) \right] \\ = & \mathbb{E} \left[ \mathbb{E}[W_i - h^0(U_i) | \text{pa}(W_i)] \frac{1}{h^0(U_i)} (g_1(D_i) - g_1^0(D_i)) \right] \\ = & \mathbb{E} \left[ \mathbb{E}[\varepsilon_{W_i} | \text{pa}(W_i)] \frac{1}{h^0(U_i)} (g_1(D_i) - g_1^0(D_i)) \right] \\ = & 0 \end{aligned}$$

holds due to Lemma C.2 and because we assumed  $\mathbb{E}[\varepsilon_{W_i} | \text{pa}(W_i)] = 0$ , and similarly for  $\mathbb{E}[\varepsilon_{W_i} / (1 - h^0(U_i))(g_0(D_i) - g_0^0(D_i))]$ .  $\square$

The following lemma bounds the second directional derivative of the score function. Its proof uses that products of the errors of the machine learners are of a smaller order than  $N^{-1/2}$ .

**Lemma D.2** (Product property). *Assume the assumptions of Theorem 2.5 hold. Let  $r \in (0, 1)$ , let  $\eta \in \mathcal{T}$ , and let  $i \in [N]$ . Then, we have*

$$\left| \frac{\partial^2}{\partial r^2} \mathbb{E} [\varphi(S_i, \eta^0 + r(\eta - \eta^0))] \right| \lesssim \delta_N N^{-\frac{1}{2}}.$$

*Proof of Lemma D.2.* We use the first directional derivative we derived in (15) to compute the second directional derivative

$$\begin{aligned} & \frac{\partial^2}{\partial r^2} \mathbb{E} [\varphi(S_i, \eta^0 + r(\eta - \eta^0))] \\ = & 2 \mathbb{E} \left[ \frac{W_i}{(h^0(U_i) + r(h(U_i) - h^0(U_i)))^4} \left( (g_1(D_i) - g_1^0(D_i))(h^0(U_i) + r(h(U_i) - h^0(U_i))) \right. \right. \\ & \quad \left. \left. + (Y_i - g_1^0(D_i) - r(g_1(D_i) - g_1^0(D_i)))(h(U_i) - h^0(U_i)) \right) \right. \\ & \quad \left. \cdot (h^0(U_i) + r(h(U_i) - h^0(U_i)))(h(U_i) - h^0(U_i)) \right] \\ + & 2 \mathbb{E} \left[ \frac{1 - W_i}{(1 - h^0(U_i) - r(h(U_i) - h^0(U_i)))^4} \left( (g_0(D_i) - g_0^0(D_i))(1 - h^0(U_i) - r(h(U_i) - h^0(U_i))) \right. \right. \\ & \quad \left. \left. - (Y_i - g_0^0(D_i) - r(g_0(D_i) - g_0^0(D_i)))(h(U_i) - h^0(U_i)) \right) \right. \\ & \quad \left. \cdot (1 - h^0(U_i) - r(h(U_i) - h^0(U_i)))(h(U_i) - h^0(U_i)) \right]. \end{aligned}$$

Due to Hlder's inequality and Assumption B.1.1, B.1.3, B.1.4, and B.4.1, we have

$$\begin{aligned} & \left| \frac{\partial^2}{\partial r^2} \mathbb{E} [\varphi(S_i, \eta^0 + r(\eta - \eta^0))] \right| \\ \lesssim & (\|g_1(D_i) - g_1^0(D_i)\|_{P,2} + \|h(U_i) - h^0(U_i)\|_{P,2}) \|h(U_i) - h^0(U_i)\|_{P,2} \\ & + (\|g_0(D_i) - g_0^0(D_i)\|_{P,2} + \|h(U_i) - h^0(U_i)\|_{P,2}) \|h(U_i) - h^0(U_i)\|_{P,2}. \end{aligned}$$

Due to Assumption B.4.1, both summands above are bounded by  $\delta_N N^{-1/2}$ , and hence we conclude the proof.  $\square$

The following lemma describes how we apply Stein's method (Chin, 2018) to obtain the asymptotic Gaussian distribution of our estimator although the data is highly dependent.

**Lemma D.3** (Asymptotic distribution with Stein's method). *Assume the assumptions of Theorem 2.5 hold. Denote by*

$$\sigma_N^2 = \text{Var} \left( \frac{1}{\sqrt{N}} \sum_{i=1}^N \psi(S_i, \theta_i^0, \eta^0) \right).$$

Observe that by Assumption B.3, we have  $\lim_{N \rightarrow \infty} \sigma_N^2 = \sigma_\infty^2 > 0$ . Then, we have

$$\sigma_N^{-1} \cdot \frac{1}{\sqrt{N}} \sum_{i=1}^N \psi(S_i, \theta_i^0, \eta^0) \xrightarrow{d} \mathcal{N}(0, 1).$$

*Proof of Lemma D.3.* According to Lemma 2.2, we have  $\mathbb{E}[\psi(S_i, \theta_i^0, \eta^0)] = 0$ . According to Assumption B.1, the fourth moment of  $\psi(S_i, \theta_i^0, \eta^0)$  exists for all  $i \in [N]$  and is uniformly bounded over  $i \in [N]$ . Recall that we denote by  $d_{\max}$  the maximal degree in the dependency graph on  $S_i$ ,  $i \in [N]$ . Due to Chin (2018, Lemma 1), we can thus bound the Wasserstein distance of  $\sigma_N^{-1} \cdot \frac{1}{\sqrt{N}} \sum_{i=1}^N \psi(S_i, \theta_i^0, \eta^0)$  to  $\mathcal{N}(0, 1)$  as follows: there exist finite real constants  $c_1$  and  $c_2$  such that we have

$$\begin{aligned} & d_{\mathcal{W}} \left( \sigma_N^{-1} \cdot \frac{1}{\sqrt{N}} \sum_{i=1}^N \psi(S_i, \theta_i^0, \eta^0) \right) \\ & \leq c_1 \cdot \frac{d_{\max}^{3/2}}{\sigma_N^2} \cdot \sqrt{\sum_{i=1}^N \mathbb{E} \left[ \left( \frac{1}{\sqrt{N}} \psi(S_i, \theta_i^0, \eta^0) \right)^4 \right]} + c_2 \cdot \frac{d_{\max}^2}{\sigma_N^3} \cdot \sum_{i=1}^N \mathbb{E} \left[ \left| \frac{1}{\sqrt{N}} \psi(S_i, \theta_i^0, \eta^0) \right|^3 \right] \\ & = c_1 \cdot \frac{d_{\max}^{3/2}}{\sigma_N^2} \cdot \frac{1}{\sqrt{N}} \cdot \sqrt{\sum_{i=1}^N \mathbb{E}[\psi^4(S_i, \theta_i^0, \eta^0)]} + c_2 \cdot \frac{d_{\max}^2 \cdot \frac{1}{\sqrt{N}}}{\sigma_N^{3/2}} \cdot \frac{1}{N} \sum_{i=1}^N \mathbb{E} [|\psi(S_i, \theta_i^0, \eta^0)|^3]. \end{aligned} \tag{16}$$

By assumption, we have  $d_{\max} = o(N^{1/4})$ . Thus, we have  $d_{\max}^{3/2} \cdot \frac{1}{\sqrt{N}} = o(N^{-1/8})$  and  $d_{\max}^2 \cdot \frac{1}{\sqrt{N}} = o(1)$ . Because the terms  $\mathbb{E}[\psi^4(S_i, \theta_i^0, \eta^0)]$  and  $\mathbb{E} [|\psi(S_i, \theta_i^0, \eta^0)|^3]$  are uniformly bounded over all  $i \in [N]$  and because  $\sigma_N \rightarrow \sigma_\infty$  as  $N \rightarrow \infty$  according to Assumption B.3, the Wasserstein distance in (16) is of order  $o(1)$ . Consequently, we infer the statement of the lemma.  $\square$

**Lemma D.4** (Vanishing covariance due to sparse dependency graph). *Assume the assumptions of Theorem 2.5 hold. Let  $k \in [K]$ , and recall that  $n = |I_k|$  holds. Then, we have*

$$\left| \frac{1}{\sqrt{n}} \sum_{i \in I_k} (\varphi(S_i, \hat{\eta}^{I_k^c}) - \mathbb{E}[\varphi(S_i, \hat{\eta}^{I_k^c}) | \mathcal{S}_{I_k^c}]) - \frac{1}{\sqrt{n}} \sum_{i \in I_k} (\varphi(S_i, \eta^0) - \mathbb{E}[\varphi(S_i, \eta^0)]) \right| = o_P(1).$$

*Proof of Lemma D.4.* Let  $k \in [K]$ . We have

$$\begin{aligned} & \mathbb{E} \left[ \left| \frac{1}{\sqrt{n}} \sum_{i \in I_k} (\varphi(S_i, \hat{\eta}^{I_k^c}) - \mathbb{E}[\varphi(S_i, \hat{\eta}^{I_k^c}) | \mathcal{S}_{I_k^c}]) - \frac{1}{\sqrt{n}} \sum_{i \in I_k} (\varphi(S_i, \eta^0) - \mathbb{E}[\varphi(S_i, \eta^0)]) \right|^2 \middle| \mathcal{S}_{I_k^c} \right] \\ & = \frac{1}{n} \sum_{i \in I_k} \mathbb{E} [(\varphi(S_i, \hat{\eta}^{I_k^c}) - \varphi(S_i, \eta^0))^2 | \mathcal{S}_{I_k^c}] - \frac{1}{n} \sum_{i \in I_k} \mathbb{E}[\varphi(S_i, \hat{\eta}^{I_k^c}) - \varphi(S_i, \eta^0) | \mathcal{S}_{I_k^c}]^2 \\ & \quad + \frac{1}{n} \sum_{i, j \in I_k, i \neq j} \mathbb{E} [(\varphi(S_i, \hat{\eta}^{I_k^c}) - \varphi(S_i, \eta^0))(\varphi(S_j, \hat{\eta}^{I_k^c}) - \varphi(S_j, \eta^0)) | \mathcal{S}_{I_k^c}] \\ & \quad - \frac{1}{n} \sum_{i, j \in I_k, i \neq j} \mathbb{E}[\varphi(S_i, \hat{\eta}^{I_k^c}) - \varphi(S_i, \eta^0) | \mathcal{S}_{I_k^c}] \mathbb{E}[\varphi(S_j, \hat{\eta}^{I_k^c}) - \varphi(S_j, \eta^0) | \mathcal{S}_{I_k^c}]. \end{aligned} \tag{17}$$

Let  $i \in [N]$ . The nuisance parameter estimator  $\hat{\eta}^{I_k^c}$  belongs to  $\mathcal{T}$  with  $P$ -probability at least  $1 - \Delta_N$  by Assumption B.4.4. Therefore, with  $P$ -probability at least  $1 - \Delta_N = 1 - o(1)$ ,



we have

$$\begin{aligned}
& \sqrt{\mathbb{E} [(\varphi(S_i, \hat{\eta}^{I_k^c}) - \varphi(S_i, \eta^0))^2 | \mathcal{S}_{I_k^c}]} \\
& \leq \sup_{\eta \in \mathcal{T}} \left\| -g_1^0(D_i) + g_1(D_i) + g_0^0(D_i) - g_0(D_i) + \frac{W_i}{h^0(U_i)} \varepsilon_{Y_i} \right. \\
& \quad \left. - \frac{W_i}{h(U_i)} (g_1^0(D_i) - g_1(D_i) + \varepsilon_{Y_i}) - \frac{1-W_i}{1-h^0(U_i)} \varepsilon_{Y_i} + \frac{1-W_i}{1-h(U_i)} (g_0^0(D_i) - g_0(D_i) + \varepsilon_{Y_i}) \right\|_{P,2} \\
& \leq \sup_{\eta \in \mathcal{T}} \|g_1^0(D_i) - g_1(D_i)\|_{P,2} + \sup_{\eta \in \mathcal{T}} \|g_0^0(D_i) - g_0(D_i)\|_{P,2} \\
& \quad + \sup_{\eta \in \mathcal{T}} \left\| \frac{h(U_i) - h^0(U_i)}{h^0(U_i)h(U_i)} W_i \varepsilon_{Y_i} \right\|_{P,2} + \sup_{\eta \in \mathcal{T}} \left\| \frac{W_i}{h(U_i)} (g_1^0(D_i) - g_1(D_i)) \right\|_{P,2} \\
& \quad + \sup_{\eta \in \mathcal{T}} \left\| \frac{h^0(U_i) - h(U_i)}{(1-h^0(U_i))(1-h(U_i))} (1 - W_i) \varepsilon_{Y_i} \right\|_{P,2} + \sup_{\eta \in \mathcal{T}} \left\| \frac{1-W_i}{1-h(U_i)} (g_0^0(D_i) - g_0(D_i)) \right\|_{P,2}.
\end{aligned}$$

Assumption B.1.1, B.1.3, B.1.4, and B.4.2 bound the terms  $\|W_i \varepsilon_{Y_i} / (h^0(U_i)h(U_i))\|_{P,\infty}$ ,  $\|W_i/h(U_i)\|_{P,\infty}$ ,  $\|(1-W_i)\varepsilon_{Y_i}/((1-h^0(U_i))(1-h(U_i)))\|_{P,\infty}$ , and  $\|(1-W_i)/(1-h(U_i))\|_{P,\infty}$ . Assumption B.4.3 specifies that the error terms  $\|h^0(W_i) - h(W_i)\|_{P,2}$ ,  $\|g_1^0(D_i) - g_1(D_i)\|_{P,2}$ , and  $\|g_0^0(D_i) - g_0(D_i)\|_{P,2}$  are upper bounded by  $\sqrt{\delta_N} N^{-\kappa}$ . Due to Hlder's inequality, we infer

$$\sqrt{\mathbb{E} [(\varphi(S_i, \hat{\eta}^{I_k^c}) - \varphi(S_i, \eta^0))^2 | \mathcal{S}_{I_k^c}]} \lesssim \sqrt{\delta_N} N^{-\kappa} \quad (18)$$

with  $P$ -probability at least  $1 - \Delta_N$ .

Subsequently, we bound the summands in (17). Due to (18), we have

$$\frac{1}{n} \sum_{i \in I_k} \mathbb{E} [(\varphi(S_i, \hat{\eta}^{I_k^c}) - \varphi(S_i, \eta^0))^2 | \mathcal{S}_{I_k^c}] - \frac{1}{n} \sum_{i \in I_k} \mathbb{E} [\varphi(S_i, \hat{\eta}^{I_k^c}) - \varphi(S_i, \eta^0) | \mathcal{S}_{I_k^c}]^2 \lesssim \delta_N N^{-2\kappa}$$

with  $P$ -probability at least  $1 - \Delta_N$ . Observe that we have

$$\begin{aligned}
& \frac{1}{n} \sum_{i,j \in I_k, i \neq j} \mathbb{E} [(\varphi(S_i, \hat{\eta}^{I_k^c}) - \varphi(S_i, \eta^0)) (\varphi(S_j, \hat{\eta}^{I_k^c}) - \varphi(S_j, \eta^0)) | \mathcal{S}_{I_k^c}] \\
& \quad - \frac{1}{n} \sum_{i,j \in I_k, i \neq j} \mathbb{E} [\varphi(S_i, \hat{\eta}^{I_k^c}) - \varphi(S_i, \eta^0) | \mathcal{S}_{I_k^c}] \mathbb{E} [\varphi(S_j, \hat{\eta}^{I_k^c}) - \varphi(S_j, \eta^0) | \mathcal{S}_{I_k^c}] \\
& = \frac{1}{n} \sum_{i,j \in I_k, i \neq j} \text{Cov} (\varphi(S_i, \hat{\eta}^{I_k^c}) - \varphi(S_i, \eta^0), \varphi(S_j, \hat{\eta}^{I_k^c}) - \varphi(S_j, \eta^0) | \mathcal{S}_{I_k^c}) \\
& = \frac{1}{n} \sum_{i,j \in I_k, \{i,j\} \in E_D} \text{Cov} (\varphi(S_i, \hat{\eta}^{I_k^c}) - \varphi(S_i, \eta^0), \varphi(S_j, \hat{\eta}^{I_k^c}) - \varphi(S_j, \eta^0) | \mathcal{S}_{I_k^c}),
\end{aligned}$$

where  $E_D$  denotes the edge set of the dependency graph, because the  $S_i$  with  $i \in I_k$  are independent of data in  $\mathcal{S}_{I_k^c}$  and because, given  $\mathcal{S}_{I_k^c}$ ,  $\varphi(S_i, \hat{\eta}^{I_k^c}) - \varphi(S_i, \eta^0)$  and  $\varphi(S_j, \hat{\eta}^{I_k^c}) - \varphi(S_j, \eta^0)$  are uncorrelated if there is no edge between  $i$  and  $j$  in the dependency graph. In the dependency graph, each node has a maximal degree of  $d_{\max}$ . Thus, there are at most  $1/2 \cdot N \cdot d_{\max}$  many edges in  $E_D$ . With  $P$ -probability at least  $1 - \Delta_N$ , the term

$$\text{Cov} (\varphi(S_i, \hat{\eta}^{I_k^c}) - \varphi(S_i, \eta^0), \varphi(S_j, \hat{\eta}^{I_k^c}) - \varphi(S_j, \eta^0) | \mathcal{S}_{I_k^c})$$

can be bounded by  $\delta_N N^{-2\kappa}$  up to constants for all  $i$  and  $j$  due to (18). Therefore, with  $P$ -probability at least  $1 - \Delta_N$ , we have

$$\begin{aligned}
& \frac{1}{n} \sum_{i,j \in I_k, i \neq j} \mathbb{E} [(\varphi(S_i, \hat{\eta}^{I_k^c}) - \varphi(S_i, \eta^0)) (\varphi(S_j, \hat{\eta}^{I_k^c}) - \varphi(S_j, \eta^0)) | \mathcal{S}_{I_k^c}] \\
& \quad - \frac{1}{n} \sum_{i,j \in I_k, i \neq j} \mathbb{E} [\varphi(S_i, \hat{\eta}^{I_k^c}) - \varphi(S_i, \eta^0) | \mathcal{S}_{I_k^c}] \mathbb{E} [\varphi(S_j, \hat{\eta}^{I_k^c}) - \varphi(S_j, \eta^0) | \mathcal{S}_{I_k^c}] \\
& \lesssim \delta_N d_{\max} N^{-2\kappa} \\
& \lesssim \delta_N,
\end{aligned}$$

where the last bound holds due to Assumption B.4.3. Consequently, we have

$$\begin{aligned} & \mathbb{E} \left[ \left| \frac{1}{\sqrt{n}} \sum_{i \in I_k} (\varphi(S_i, \hat{\eta}^{I_k^c}) - \mathbb{E}[\varphi(S_i, \hat{\eta}^{I_k^c}) | \mathcal{S}_{I_k^c}]) - \frac{1}{\sqrt{n}} \sum_{i \in I_k} (\varphi(S_i, \eta^0) - \mathbb{E}[\varphi(S_i, \eta^0)]) \right|^2 \middle| \mathcal{S}_{I_k^c} \right] \\ & \lesssim \delta_N \end{aligned}$$

with  $P$ -probability at least  $1 - \Delta_N$ , and we infer the statement of the lemma due to Chernozhukov et al. (2018, Lemma 6.1).  $\square$

**Lemma D.5** (Taylor expansion). *Assume the assumptions of Theorem 2.5 hold. Let  $k \in [K]$ . We have*

$$\left| \frac{1}{\sqrt{n}} \sum_{i \in I_k} (\mathbb{E}[\varphi(S_i, \hat{\eta}^{I_k^c}) | \mathcal{S}_{I_k^c}] - \mathbb{E}[\varphi(S_i, \eta^0)]) \right| = o_P(1)$$

*Proof of Lemma D.5.* Let  $k \in [K]$ . For  $r \in [0, 1]$ , let us define the function

$$f_k(r) = \frac{1}{n} \sum_{i \in I_k} (\mathbb{E}[\varphi(S_i, \eta^0 + r(\hat{\eta}^{I_k^c} - \eta^0)) | \mathcal{S}_{I_k^c}] - \mathbb{E}[\varphi(S_i, \eta^0)]).$$

We have

$$\begin{aligned} & \mathbb{E} \left[ \left| \frac{1}{\sqrt{n}} \sum_{i \in I_k} (\mathbb{E}[\varphi(S_i, \hat{\eta}^{I_k^c}) | \mathcal{S}_{I_k^c}] - \mathbb{E}[\varphi(S_i, \eta^0)]) \right|^2 \middle| \mathcal{S}_{I_k^c} \right] \\ & = \left| \frac{1}{\sqrt{n}} \sum_{i \in I_k} (\mathbb{E}[\varphi(S_i, \hat{\eta}^{I_k^c}) | \mathcal{S}_{I_k^c}] - \mathbb{E}[\varphi(S_i, \eta^0)]) \right|^2 \\ & = \sqrt{n} |f_k(1)|. \end{aligned}$$

We apply a Taylor expansion to  $f_k(1)$  at 0 and obtain

$$f_k(1) = f_k(0) + f'_k(0) + \frac{1}{2} f''_k(\tilde{r})$$

for some  $\tilde{r} \in (0, 1)$ . Thus, we have

$$\mathbb{E} \left[ \left| \frac{1}{\sqrt{n}} \sum_{i \in I_k} (\mathbb{E}[\varphi(S_i, \hat{\eta}^{I_k^c}) | \mathcal{S}_{I_k^c}] - \mathbb{E}[\varphi(S_i, \eta^0)]) \right|^2 \middle| \mathcal{S}_{I_k^c} \right] \leq \sqrt{n} \left( |f_k(0)| + |f'_k(0)| + \sup_{r \in (0, 1)} \frac{1}{2} |f''_k(r)| \right).$$

Due to the definition of  $f_k$ , we have  $f_k(0) = 0$ . Due to Neyman orthogonality that we established in Lemma D.1, we have  $f'_k(0) = 0$ . Due to the product property that we established in Lemma D.2, we have  $\sup_{r \in (0, 1)} \frac{1}{2} |f''_k(r)| \lesssim \delta_N N^{-1/2}$  with  $P$ -probability at least  $1 - \Delta_N$  because  $\hat{\eta}^{I_k^c}$  belongs to  $\mathcal{T}$  with  $P$ -probability at least  $1 - \Delta_N$ . Consequently, we have

$$\mathbb{E} \left[ \left| \frac{1}{\sqrt{n}} \sum_{i \in I_k} (\mathbb{E}[\varphi(S_i, \hat{\eta}^{I_k^c}) | \mathcal{S}_{I_k^c}] - \mathbb{E}[\varphi(S_i, \eta^0)]) \right|^2 \middle| \mathcal{S}_{I_k^c} \right] \lesssim \delta_N$$

with  $P$ -probability at least  $1 - \Delta_N$ . We infer the statement of the lemma due to Chernozhukov et al. (2018, Lemma 6.1).  $\square$

*Proof of Theorem 2.5.* We have

$$\begin{aligned}
& \sqrt{N}(\hat{\theta} - \theta_N^0) \\
&= \sqrt{N} \cdot \frac{1}{nK} \sum_{k=1}^K \sum_{i \in I_k} \psi(S_i, \theta_i^0, \hat{\eta}^{I_k^c}) \\
&= \frac{1}{\sqrt{K}} \sum_{k=1}^K \frac{1}{\sqrt{n}} \sum_{i \in I_k} (\psi(S_i, \theta_i^0, \hat{\eta}^{I_k^c}) - \psi(S_i, \theta_i^0, \eta^0)) + \frac{1}{\sqrt{N}} \sum_{i=1}^N \psi(S_i, \theta_i^0, \eta^0)
\end{aligned}$$

because the disjoint sets  $I_k$  are of equal size  $n$ , so that we have  $N = nK$ . Let  $k \in [K]$ . We have

$$\begin{aligned}
& \left| \frac{1}{\sqrt{n}} \sum_{i \in I_k} (\psi(S_i, \theta_i^0, \hat{\eta}^{I_k^c}) - \psi(S_i, \theta_i^0, \eta^0)) \right| \\
&\leq \left| \frac{1}{\sqrt{n}} \sum_{i \in I_k} (\psi(S_i, \theta_i^0, \hat{\eta}^{I_k^c}) - \mathbb{E}[\psi(S_i, \theta_i^0, \hat{\eta}^{I_k^c}) | \mathcal{S}_{I_k^c}]) - \frac{1}{\sqrt{n}} \sum_{i \in I_k} (\psi(S_i, \theta_i^0, \eta^0) - \mathbb{E}[\psi(S_i, \theta_i^0, \eta^0)]) \right| \\
&\quad + \left| \frac{1}{\sqrt{n}} \sum_{i \in I_k} (\mathbb{E}[\psi(S_i, \theta_i^0, \hat{\eta}^{I_k^c}) | \mathcal{S}_{I_k^c}] - \mathbb{E}[\psi(S_i, \theta_i^0, \eta^0)]) \right| \\
&= o_P(1)
\end{aligned}$$

due to Hlder's inequality and Lemma D.4 and D.5. Because  $K$  is a constant independent of  $N$ , we have

$$\frac{1}{\sqrt{K}} \sum_{k=1}^K \frac{1}{\sqrt{n}} \sum_{i \in I_k} (\psi(S_i, \theta_i^0, \hat{\eta}^{I_k^c}) - \psi(S_i, \theta_i^0, \eta^0)) = o_P(1).$$

Due to Lemma D.3, we have  $\frac{1}{\sqrt{N} \cdot \sigma_N} \sum_{i=1}^N \psi(S_i, \theta_i^0, \eta^0) \xrightarrow{d} \mathcal{N}(0, 1)$  as  $N \rightarrow \infty$ . We have  $\sigma_N \rightarrow \sigma_\infty$  as  $N \rightarrow \infty$  due to Assumption B.3. Therefore, we have

$$\frac{1}{\sqrt{N}} \sum_{i=1}^N \psi(S_i, \theta_i^0, \eta^0) = \frac{1}{\sqrt{N} \cdot \sigma_N} \sum_{i=1}^N \psi(S_i, \theta_i^0, \eta^0) \cdot \sigma_N \xrightarrow{d} \mathcal{N}(0, \sigma_\infty^2)$$

as  $\mathcal{N} \rightarrow \infty$ . Consequently, we have  $\sqrt{N}(\hat{\theta} - \theta_N^0) \xrightarrow{d} \mathcal{N}(0, \sigma_\infty^2)$  as claimed.  $\square$

## E Proof of Theorem 2.6

**Lemma E.1.** *Assume the assumptions of Theorem 2.6 hold. Let  $i \in [N]$ . There exists a finite real constant  $C_7$  independent of  $i$  such that  $\|\psi(S_i, \theta_{d(i)}^0, \eta^0)\|_{P,4} \leq C_7$  holds. Consequently, for  $i, j, m, r \in [N]$ , we can also bound the following terms by finite uniform constants:*

- $\|\psi(S_i, \theta_{d(i)}^0, \eta^0)\|_{P,2}$
- $\text{Var}(\varphi(S_i, \eta^0))$
- $\text{Var}(\psi^2(S_i, \theta_{d(i)}^0, \eta^0))$
- $\text{Cov}(\varphi(S_i, \eta^0), \varphi(S_j, \eta^0))$
- $\text{Var}(\psi(S_i, \theta_{d(i)}^0, \eta^0)\psi(S_j, \theta_{d(j)}^0, \eta^0))$

- $\text{Cov}(\psi(S_i, \theta_{d(i)}^0, \eta^0)\psi(S_j, \theta_{d(j)}^0, \eta^0), \psi(S_m, \theta_{d(m)}^0, \eta^0)\psi(S_r, \theta_{d(r)}^0, \eta^0))$

Moreover, we have  $\varphi^2(S_i, \eta^0) = O_P(1)$ . Furthermore, we have  $\psi^2(S_i, \theta_{d(i)}^0, \hat{\eta}^{I_{k(i)}^c}) = O_P(1)$ .

*Proof of Lemma E.1.* We have

$$\begin{aligned} & \|\psi(S_i, \theta_{d(i)}^0, \eta^0)\|_{P,4} \\ & \leq \|g_1^0(D_i)\|_{P,4} + \|g_0^0(D_i)\|_{P,4} + \left\| \frac{W_i}{h^0(U_i)} \right\|_{P,4} \|Y_i - g_1^0(D_i)\|_{P,\infty} \\ & \quad + \left\| \frac{1-W_i}{1-h^0(U_i)} \right\|_{P,4} \|Y_i - g_0^0(D_i)\|_{P,\infty} + |\theta_{d(i)}^0|. \end{aligned} \quad (19)$$

All individual summands in the above decomposition are bounded by a finite real constant independent of  $i$  due to Assumption B.1. Therefore, there exists a finite real constant  $C_7$  independent of  $i$  such that  $\|\psi(S_i, \theta_{d(i)}^0, \eta^0)\|_{P,4} \leq C_7$  holds.

The other terms in the statement of the present lemma are bounded as well by finite real constants independent of  $i, j, m, r \in [N]$  due to Hlder's inequality.

Moreover, we have  $\psi^2(S_i, \eta^0) = O_P(1)$  because  $\|\psi^2(S_i, \eta^0)\|_{P,2}$  is bounded by a constant that is independent of  $i$ .

Furthermore, with  $P$ -probability at least  $1 - \Delta_N$ , we have

$$\mathbb{E}[\psi^2(S_i, \theta_{d(i)}^0, \hat{\eta}^{I_{k(i)}^c}) | \mathcal{S}_{I_{k(i)}^c}] \leq \sup_{\eta \in \mathcal{T}} \mathbb{E}[\psi^2(S_i, \theta_{d(i)}^0, \eta)] = \sup_{\eta \in \mathcal{T}} \|\psi(S_i, \theta_{d(i)}^0, \eta)\|_{P,2}^2.$$

The term  $\|\psi(S_i, \theta_{d(i)}^0, \eta)\|_{P,2}^2$  is bounded by a real constant that is independent of  $i$  and  $\eta$  because the derivation in (19) also holds with  $\eta^0$  replaced by  $\eta \in \mathcal{T}$  due to Assumption B.4.  $\square$

**Lemma E.2** (Convergence rate of unit-level effect estimators). *Assume the assumptions of Theorem 2.6 hold. Let  $d \geq 0$ , and assume that all assumptions of Section B in the appendix hold. Then, we have  $\hat{\theta}_d - \theta_d^0 = o_P(N^{-1/4})$ , where  $\hat{\theta}_d$  is as in (13).*

*Proof of Lemma E.2.* Let  $d \geq 0$ . Due to the definition of  $\hat{\theta}_d$  given in (13) and Lemma 2.2, we have

$$\begin{aligned} & N^{\frac{1}{4}}(\hat{\theta}_d - \theta_d^0) \\ & = \frac{N^{\frac{1}{4}}}{|\mathcal{A}_d|} \sum_{i \in \mathcal{A}_d} (\varphi(S_i, \hat{\eta}^{I_{k(i)}^c}) - \mathbb{E}[\varphi(S_i, \eta^0)]) \\ & = \frac{N^{\frac{1}{4}}}{|\mathcal{A}_d|} \sum_{i \in \mathcal{A}_d} (\varphi(S_i, \hat{\eta}^{I_{k(i)}^c}) - \varphi(S_i, \eta^0)) + \frac{N^{\frac{1}{4}}}{|\mathcal{A}_d|} \sum_{i \in \mathcal{A}_d} (\varphi(S_i, \eta^0) - \mathbb{E}[\varphi(S_i, \eta^0)]). \end{aligned} \quad (20)$$

Subsequently, we show that the two sets of summands in (20) are of order  $o_P(1)$ . We start with the first set of summands. Let  $i \in \mathcal{A}_d$ . With  $P$ -probability at least  $1 - \Delta_N$ , we have

$$\sqrt{\mathbb{E}[(\varphi(S_i, \hat{\eta}^{I_{k(i)}^c}) - \varphi(S_i, \eta^0))^2 | \mathcal{S}_{I_{k(i)}^c}]} \lesssim \sqrt{\delta_N} N^{-\kappa}$$

due to Equation (18). Hence, we have  $|\varphi(S_i, \hat{\eta}^{I_c^{k(i)}}) - \varphi(S_i, \eta^0)| = O_P(\sqrt{\delta_N} N^{-\kappa})$  due to Chernozhukov et al. (2018, Lemma 6.1). Consequently, we have

$$\frac{N^{\frac{1}{4}}}{|\mathcal{A}_d|} \sum_{i \in \mathcal{A}_d} |\varphi(S_i, \hat{\eta}^{I_c^{k(i)}}) - \varphi(S_i, \eta^0)| = O_P(\sqrt{\delta_N} N^{\frac{1}{4} - \kappa}) = o_P(1)$$

because we have  $\kappa \geq 1/4$  by Assumption B.6. Next, we show that the second set of summands in (20) is of order  $o_P(1)$ . Let  $\varepsilon > 0$ . We have

$$\begin{aligned} & P\left(\left|\frac{N^{\frac{1}{4}}}{|\mathcal{A}_d|} \sum_{i \in \mathcal{A}_d} (\varphi(S_i, \eta^0) - \mathbb{E}[\varphi(S_i, \eta^0)])\right|^2 > \varepsilon^2\right) \\ & \leq \frac{N^{\frac{1}{2}}}{\varepsilon^2 |\mathcal{A}_d|^2} \left( \sum_{i \in \mathcal{A}_d} \text{Var}(\varphi(S_i, \eta^0)) + \sum_{i, j \in \mathcal{A}_d, i \neq j} \text{Cov}(\varphi(S_i, \eta^0), \varphi(S_j, \eta^0)) \right) \\ & = \frac{N^{\frac{1}{2}}}{\varepsilon^2 |\mathcal{A}_d|^2} (|\mathcal{A}_d| + 2|E_D \cap \mathcal{A}_d^2|) O(1) \end{aligned}$$

because  $\text{Var}(\varphi(S_i, \eta^0))$  and  $\text{Cov}(\varphi(S_i, \eta^0), \varphi(S_j, \eta^0))$  are bounded by constants uniformly over  $i$  due to Lemma E.1, and because  $\text{Cov}(\varphi(S_i, \eta^0), \varphi(S_j, \eta^0))$  does not equal 0 only if  $\{i, j\} \in E_D \cap \mathcal{A}_d^2$ , where  $E_D$  denotes the edge set of the dependency graph. There are  $|\mathcal{A}_d|$  many nodes in  $\mathcal{A}_d$ , and each node has a maximal degree of  $d_{\max}$ . Thus, we have  $|E_D \cap \mathcal{A}_d^2| \leq 1/2 |\mathcal{A}_d| d_{\max}$ . Due to  $d_{\max} = o(N^{1/4})$  and  $|\mathcal{A}_d| = \Omega(N^{3/4})$ , which hold according to Assumption B.2 and B.5, we obtain

$$\frac{N^{\frac{1}{2}}}{\varepsilon^2 |\mathcal{A}_d|^2} (|\mathcal{A}_d| + 2|E \cap \mathcal{A}_d^2|) O(1) = o(1).$$

Consequently, we also have

$$\left| \frac{N^{\frac{1}{4}}}{|\mathcal{A}_d|} \sum_{i \in \mathcal{A}_d} (\varphi(S_i, \eta^0) - \mathbb{E}[\varphi(S_i, \eta^0)]) \right| = o_P(1).$$

□

**Lemma E.3** (Consistent variance estimator part I). *Assume the assumptions of Theorem 2.6 hold. We have*

$$\left| \frac{1}{N} \sum_{i=1}^N (\psi^2(S_i, \hat{\theta}_{d(i)}, \hat{\eta}^{I_c^{k(i)}}) - \mathbb{E}[\psi^2(S_i, \theta_{d(i)}^0, \eta^0)]) \right| = o_P(1).$$

*Proof of Lemma E.3.* We have

$$\begin{aligned} & \frac{1}{N} \sum_{i=1}^N (\psi^2(S_i, \hat{\theta}_{d(i)}, \hat{\eta}^{I_c^{k(i)}}) - \mathbb{E}[\psi^2(S_i, \theta_{d(i)}^0, \eta^0)]) \\ & = \frac{1}{N} \sum_{i=1}^N (\psi^2(S_i, \hat{\theta}_{d(i)}, \hat{\eta}^{I_c^{k(i)}}) - \psi^2(S_i, \hat{\theta}_{d(i)}, \eta^0)) \\ & \quad + \frac{1}{N} \sum_{i=1}^N (\psi^2(S_i, \hat{\theta}_{d(i)}, \eta^0) - \psi^2(S_i, \theta_{d(i)}^0, \eta^0)) \\ & \quad + \frac{1}{N} \sum_{i=1}^N (\psi^2(S_i, \theta_{d(i)}^0, \eta^0) - \mathbb{E}[\psi^2(S_i, \theta_{d(i)}^0, \eta^0)]). \end{aligned} \tag{21}$$

We bound the three sets of summands in (21) individually. The first set of summands can be expressed as

$$\begin{aligned} & \frac{1}{N} \sum_{i=1}^N (\psi^2(\mathcal{S}_i, \hat{\theta}_{d(i)}, \hat{\eta}^{I_{k(i)}^c}) - \psi^2(\mathcal{S}_i, \hat{\theta}_{d(i)}, \eta^0)) \\ = & \frac{1}{N} \sum_{i=1}^N (\varphi^2(\mathcal{S}_i, \hat{\eta}^{I_{k(i)}^c}) - \varphi^2(\mathcal{S}_i, \eta^0)) - \frac{2}{N} \sum_{i=1}^N \hat{\theta}_{d(i)} (\varphi(\mathcal{S}_i, \hat{\eta}^{I_{k(i)}^c}) - \varphi(\mathcal{S}_i, \eta^0)). \end{aligned}$$

We have

$$\left| \frac{1}{N} \sum_{i=1}^N (\varphi^2(\mathcal{S}_i, \hat{\eta}^{I_{k(i)}^c}) - \varphi^2(\mathcal{S}_i, \eta^0)) \right| = o_P(1) \quad (22)$$

because the function  $\mathbb{R} \ni x \mapsto x^2 \in \mathbb{R}$  is continuous and due to Equation (18). Indeed, let  $\varepsilon > 0$ . Because the function  $\mathbb{R} \ni x \mapsto x^2 \in \mathbb{R}$  is continuous, there exists  $\delta > 0$  such that if  $|\varphi(\mathcal{S}_i, \hat{\eta}^{I_{k(i)}^c}) - \varphi(\mathcal{S}_i, \eta^0)| < \delta$ , then also  $|\varphi^2(\mathcal{S}_i, \hat{\eta}^{I_{k(i)}^c}) - \varphi^2(\mathcal{S}_i, \eta^0)| < \varepsilon$ . Consequently, we have

$$\begin{aligned} & P(|\varphi^2(\mathcal{S}_i, \hat{\eta}^{I_{k(i)}^c}) - \varphi^2(\mathcal{S}_i, \eta^0)| > \varepsilon | \mathcal{S}_{I_{k(i)}^c}) \\ & \leq P(|\varphi(\mathcal{S}_i, \hat{\eta}^{I_{k(i)}^c}) - \varphi(\mathcal{S}_i, \eta^0)| > \delta | \mathcal{S}_{I_{k(i)}^c}) \\ & \leq \frac{1}{\delta} \sup_{\eta \in \mathcal{T}} \|\varphi(\mathcal{S}_i, \eta) - \varphi(\mathcal{S}_i, \eta^0)\|_{P,1} \end{aligned}$$

with  $P$ -probability at least  $1 - \Delta_N$ , and we infer (22) due to (18). The estimator  $\hat{\theta}_{d(i)}$  is a consistent estimator of  $\theta_{d(i)}^0$  due to Lemma E.2, and  $\theta_{d(i)}^0$  is bounded independent of  $i$  due to Assumption B.1.5. Moreover, we have  $|\varphi(\mathcal{S}_i, \hat{\eta}^{I_{k(i)}^c}) - \varphi(\mathcal{S}_i, \eta^0)| = o_P(1)$  due to (18) and Chernozhukov et al. (2018, Lemma 6.1). Consequently, we have

$$\left| \frac{2}{N} \sum_{i=1}^N \hat{\theta}_{d(i)} (\varphi(\mathcal{S}_i, \hat{\eta}^{I_{k(i)}^c}) - \varphi(\mathcal{S}_i, \eta^0)) \right| = o_P(1)$$

due to Hlder's inequality. Hence, the first set of summands in (21) is of order  $o_P(1)$ . The second set of summand in (21) can be decomposed as

$$\begin{aligned} & \frac{1}{N} \sum_{i=1}^N (\psi^2(\mathcal{S}_i, \hat{\theta}_{d(i)}, \eta^0) - \psi^2(\mathcal{S}_i, \theta_{d(i)}^0, \eta^0)) \\ = & \frac{1}{N} \sum_{i=1}^N (\hat{\theta}_{d(i)}^2 - (\theta_{d(i)}^0)^2) - \frac{2}{N} \sum_{i=1}^N (\hat{\theta}_{d(i)} - \theta_{d(i)}^0) \varphi(\mathcal{S}_i, \eta^0). \end{aligned}$$

We have  $|\frac{1}{N} \sum_{i=1}^N (\hat{\theta}_{d(i)}^2 - (\theta_{d(i)}^0)^2)| = o_P(1)$  due to Lemma E.2. Lemma E.1 bounds  $\varphi^2(\mathcal{S}_i, \eta^0)$  in probability. Due to Hlder's inequality, we obtain

$$\left| \frac{2}{N} \sum_{i=1}^N (\hat{\theta}_{d(i)} - \theta_{d(i)}^0) \varphi(\mathcal{S}_i, \eta^0) \right| = o_P(1).$$

Consequently, the second set of summands in (21) is of order  $o_P(1)$ . Last, we bound the

third set of summands in (21). Let  $\varepsilon > 0$ . We have

$$\begin{aligned}
& P\left(\left|\frac{1}{N}\sum_{i=1}^N(\psi^2(S_i, \theta_{d(i)}^0, \eta^0) - \mathbb{E}[\psi^2(S_i, \theta_{d(i)}^0, \eta^0)])\right|^2 > \varepsilon^2\right) \\
& \leq \frac{1}{\varepsilon^2 N^2} \left( \sum_{i=1}^N \text{Var}(\psi^2(S_i, \theta_{d(i)}^0, \eta^0)) + \sum_{i,j \in [N], \{i,j\} \in E_D} \text{Cov}(\psi^2(S_i, \theta_{d(i)}^0, \eta^0), \psi^2(S_j, \theta_{d(j)}^0, \eta^0)) \right) \\
& \leq \frac{1}{\varepsilon^2 N^2} (NO(1) + Nd_{\max}O(1)) \\
& = o(1)
\end{aligned}$$

because  $\text{Var}(\psi^2(S_i, \theta_{d(i)}^0, \eta^0))$  and  $\text{Cov}(\psi^2(S_i, \theta_{d(i)}^0, \eta^0), \psi^2(S_j, \theta_{d(j)}^0, \eta^0))$  are bounded uniformly over  $i$  and  $j$  by Lemma E.1, because  $\text{Cov}(\psi^2(S_i, \theta_{d(i)}^0, \eta^0), \psi^2(S_j, \theta_{d(j)}^0, \eta^0))$  does not vanish only if  $\{i, j\} \in E_D$ , and because  $d_{\max} = o(N^{1/4})$  by Assumption B.2. Consequently, also the third set of summands in (21) is of order  $o_P(1)$ , and we have established the statement of the present lemma.  $\square$

**Lemma E.4** (Consistent variance estimator part II). *Assume the assumptions of Theorem 2.6 hold. Denote by  $E_D$  the edge set of the dependency graph. We have*

$$\left| \frac{1}{N} \sum_{i,j \in [N], \{i,j\} \in E_D} (\psi(S_i, \hat{\theta}_{d(i)}, \hat{\eta}^{I_{k(i)}^c}) \psi(S_j, \hat{\theta}_{d(j)}, \hat{\eta}^{I_{k(j)}^c}) - \mathbb{E}[\psi(S_i, \theta_{d(i)}^0, \eta^0) \psi(S_j, \theta_{d(j)}^0, \eta^0)]) \right| = o_P(1).$$

*Proof of Lemma E.4.* We have the decomposition

$$\begin{aligned}
& \frac{1}{N} \sum_{i,j \in [N], \{i,j\} \in E_D} (\psi(S_i, \hat{\theta}_{d(i)}, \hat{\eta}^{I_{k(i)}^c}) \psi(S_j, \hat{\theta}_{d(j)}, \hat{\eta}^{I_{k(j)}^c}) - \mathbb{E}[\psi(S_i, \theta_{d(i)}^0, \eta^0) \psi(S_j, \theta_{d(j)}^0, \eta^0)]) \\
& = \frac{1}{N} \sum_{\{i,j\} \in E_D} (\psi(S_i, \hat{\theta}_{d(i)}, \hat{\eta}^{I_{k(i)}^c}) \psi(S_j, \hat{\theta}_{d(j)}, \hat{\eta}^{I_{k(j)}^c}) - \psi(S_i, \theta_{d(i)}^0, \hat{\eta}^{I_{k(i)}^c}) \psi(S_j, \theta_{d(j)}^0, \hat{\eta}^{I_{k(j)}^c})) \\
& \quad + \frac{2}{N} \sum_{\{i,j\} \in E_D} (\psi(S_i, \theta_{d(i)}^0, \hat{\eta}^{I_{k(i)}^c}) \psi(S_j, \theta_{d(j)}^0, \hat{\eta}^{I_{k(j)}^c}) - \psi(S_i, \theta_{d(i)}^0, \eta^0) \psi(S_j, \theta_{d(j)}^0, \eta^0)) \\
& \quad + \frac{2}{N} \sum_{\{i,j\} \in E_D} (\psi(S_i, \theta_{d(i)}^0, \eta^0) \psi(S_j, \theta_{d(j)}^0, \eta^0) - \mathbb{E}[\psi(S_i, \theta_{d(i)}^0, \eta^0) \psi(S_j, \theta_{d(j)}^0, \eta^0)]).
\end{aligned} \tag{23}$$

Subsequently, we bound the three sets of summands in (23) individually. We start by bounding the first set of summands. We have

$$\begin{aligned}
& \frac{1}{N} \sum_{\{i,j\} \in E_D} (\psi(S_i, \hat{\theta}_{d(i)}, \hat{\eta}^{I_{k(i)}^c}) \psi(S_j, \hat{\theta}_{d(j)}, \hat{\eta}^{I_{k(j)}^c}) - \psi(S_i, \theta_{d(i)}^0, \hat{\eta}^{I_{k(i)}^c}) \psi(S_j, \theta_{d(j)}^0, \hat{\eta}^{I_{k(j)}^c})) \\
& = \frac{2}{N} \sum_{\{i,j\} \in E_D} (\theta_{d(i)}^0 - \hat{\theta}_{d(i)}) \psi(S_j, \theta_{d(j)}^0, \hat{\eta}^{I_{k(j)}^c}) + \frac{1}{N} \sum_{\{i,j\} \in E_D} (\theta_{d(i)}^0 - \hat{\theta}_{d(i)}) (\theta_{d(j)}^0 - \hat{\theta}_{d(j)}).
\end{aligned}$$

We have

$$\begin{aligned}
& \left| \frac{1}{N} \sum_{\{i,j\} \in E_D} (\theta_{d(i)}^0 - \hat{\theta}_{d(i)}) \psi(S_j, \theta_{d(j)}^0, \hat{\eta}^{I_{k(j)}^c}) \right| \\
& \leq \sqrt{\frac{1}{N} \sum_{\{i,j\} \in E_D} (\theta_{d(i)}^0 - \hat{\theta}_{d(i)})^2} \sqrt{\frac{1}{N} \sum_{\{i,j\} \in E_D} \psi(S_j, \theta_{d(j)}^0, \hat{\eta}^{I_{k(j)}^c})^2} \\
& = \frac{1}{N} |E_D| o_P(N^{-1/4}) \\
& = d_{\max} o_P(N^{-1/4}) \\
& = o_P(1)
\end{aligned}$$

due to H lder's inequality, Lemma E.2, Lemma E.1, and Assumption B.2. Moreover, we have

$$\left| \frac{1}{N} \sum_{\{i,j\} \in E_D} (\theta_{d(i)}^0 - \hat{\theta}_{d(i)}) (\theta_{d(j)}^0 - \hat{\theta}_{d(j)}) \right| = \frac{1}{N} |E_D| o_P(N^{-1/2}) = o_P(1)$$

due to H lder's inequality, Lemma E.2, and Assumption B.2. Consequently, the first set of summands in (23) is of order  $o_P(1)$ . We proceed to bound the second set of summands in (23). Let  $\{i, j\} \in E_D$ . Due to the construction of  $\mathcal{S}_{I_{k(i)}}$  and  $\mathcal{S}_{I_{k(j)}^c}$ , we have  $S_i = (W_i, C_i, X_i, Z_i, Y_i) \in \mathcal{S}_{I_{k(i)}}$ , and none of  $W_i, C_i, Y_i$ , or the variables used to compute  $X_i$  belong to  $\mathcal{S}_{I_{k(i)}^c}$ . Moreover, the variables  $W_i, C_i, Y_i$ , and the variables used to compute  $X_i$  also cannot belong to  $\mathcal{S}_{I_{k(j)}^c}$  as otherwise we would have  $S_i \perp S_j$ , and consequently  $\{i, j\} \notin E_D$ . Therefore, we have

$$\begin{aligned} & \mathbb{E} \left[ |\psi(S_i, \theta_{d(i)}^0, \hat{\eta}^{I_{k(i)}}) \psi(S_j, \theta_{d(j)}^0, \hat{\eta}^{I_{k(j)}}) - \psi(S_i, \theta_{d(i)}^0, \eta^0) \psi(S_j, \theta_{d(j)}^0, \eta^0)| \middle| \mathcal{S}_{I_{k(i)}^c}, \mathcal{S}_{I_{k(j)}^c} \right] \\ & \leq \sup_{\eta_1, \eta_2 \in \mathcal{T}} \mathbb{E} \left[ |\psi(S_i, \theta_{d(i)}^0, \eta_1) \psi(S_j, \theta_{d(j)}^0, \eta_2) - \psi(S_i, \theta_{d(i)}^0, \eta^0) \psi(S_j, \theta_{d(j)}^0, \eta^0)| \right] \\ & \leq \sup_{\eta_1 \in \mathcal{T}} \|\varphi(S_i, \eta_1) - \varphi(S_i, \eta^0)\|_{P,2} \|\psi(S_j, \theta_{d(j)}^0, \eta^0)\|_{P,2} \\ & \quad + \sup_{\eta_2 \in \mathcal{T}} \|\psi(S_i, \theta_{d(i)}^0, \eta^0)\|_{P,2} \|\varphi(S_j, \eta_2) - \varphi(S_j, \eta^0)\|_{P,2} \\ & \quad + \sup_{\eta_1, \eta_2 \in \mathcal{T}} \|\varphi(S_i, \eta_1) - \varphi(S_i, \eta^0)\|_{P,2} \|\varphi(S_j, \eta_2) - \varphi(S_j, \eta^0)\|_{P,2} \end{aligned}$$

with  $P$ -probability at least  $1 - \Delta_N$  due to H lder's inequality. Because all terms above are uniformly bounded due to Lemma E.1, we infer that the second set of summands in (23) is of order  $o_P(1)$  due to Chernozhukov et al. (2018, Lemma 6.1). Finally, we bound the third set of summands in (23). Let  $\varepsilon > 0$ . We have

$$\begin{aligned} & P \left( \left| \frac{1}{N} \sum_{\{i,j\} \in E_D} (\psi(S_i, \theta_{d(i)}^0, \eta^0) \psi(S_j, \theta_{d(j)}^0, \eta^0) - \mathbb{E}[\psi(S_i, \theta_{d(i)}^0, \eta^0) \psi(S_j, \theta_{d(j)}^0, \eta^0)]) \right|^2 > \varepsilon^2 \right) \\ & \leq \frac{1}{\varepsilon^2 N^2} \left( \sum_{\{i,j\} \in E_D} \text{Var} (\psi(S_i, \theta_{d(i)}^0, \eta^0) \psi(S_i, \theta_{d(j)}^0, \eta^0)) \right. \\ & \quad \left. + \sum_{\{i,j\}, \{m,r\} \in E_D, \text{unequal}} \text{Cov} (\psi(S_i, \theta_{d(i)}^0, \eta^0) \psi(S_i, \theta_{d(j)}^0, \eta^0), \psi(S_i, \theta_{d(m)}^0, \eta^0) \psi(S_i, \theta_{d(r)}^0, \eta^0)) \right). \end{aligned} \tag{24}$$

Due to Lemma E.1, the variance and covariance terms in (24) are uniformly bounded by constants. Furthermore, the covariance terms do only not vanish if  $S_i$  depends on  $S_m$  or  $S_r$ , or if  $S_j$  depends on  $S_m$  or  $S_r$ . In order to better describe these dependency relationships, we build a graph on the edge set of the dependency graph. We consider the graph  $G' = (V', E')$  with  $V' = E_D$  and such that an edge  $\{\{i, j\}, \{m, r\}\} \in E'$  if and only if at least one of  $\{i, m\}, \{i, r\}, \{j, m\}, \{j, r\}$  belongs to  $E_D$ . Consequently,  $\{\{i, j\}, \{m, r\}\} \in E'$  if and only if  $(S_i, S_j) \not\perp (S_m, S_r)$ , in which case the covariance term in (24) corresponding to  $\{i, j\}$  and  $\{m, r\}$  does not vanish. Furthermore, we have  $|E'| = 1/2 |E_D| d'_{\max}$ , where  $d'_{\max}$  denotes the



maximal degree of a node in  $G'$ . We have  $d'_{\max} \leq 2d_{\max}$ . Consequently, we have

$$\begin{aligned}
& P\left(\left|\frac{1}{N} \sum_{\{i,j\} \in E_D} (\psi(S_i, \theta_{d(i)}^0, \eta^0) \psi(S_j, \theta_{d(j)}^0, \eta^0) - \mathbb{E}[\psi(S_i, \theta_{d(i)}^0, \eta^0) \psi(S_j, \theta_{d(j)}^0, \eta^0)])\right|^2 > \varepsilon^2\right) \\
& \leq \frac{1}{\varepsilon^2 N^2} (|E_D| + |E'|) O(1) \\
& = \frac{1}{\varepsilon^2 N^2} (Nd_{\max} + Nd_{\max}^2) O(1) \\
& = \frac{1}{\varepsilon^2 N} (o(N^{1/4}) + o(N^{1/2})) O(1) \\
& = o(1)
\end{aligned}$$

due to Assumption B.2. Therefore, we have established the statement of the present lemma because we have verified that all three sets of summands in (23) are of order  $o_P(1)$ .  $\square$

*Proof of Theorem 2.6.* The proof follows from Lemma E.3 and E.4.  $\square$

## F Extension to Estimate Global Effects

So far, we focused on the EATE, which is a direct effect. We intervened on each individual unit and left the treatment assignments of the other units as they were.

Subsequently, we consider another type of treatment effect where we assess the effect of a single intervention that intervenes on all subjects simultaneously. Instead of the EATE in (5), we subsequently consider the global average treatment effect (GATE) with respect to the binary vector  $\pi \in \{0, 1\}^N$  of treatment assignments

$$\xi_N^0(\pi) = \frac{1}{N} \sum_{i=1}^N \mathbb{E} \left[ Y_i^{do(\mathbf{W}=\pi)} - Y_i^{do(\mathbf{W}=1-\pi)} \right], \quad (25)$$

where  $\mathbf{W} = (W_1, \dots, W_N)$  denotes the complete vector of treatment assignments of all units. In practice, the most common choice is where all components of  $\pi$  equal 1. That is, the treatment effect comes from comparing the situation where all units are assigned to the treatment versus where no-one gets the treatment.

We use the same definition for  $S_i$ ,  $i \in [N]$  as before and denote the dependency graph on  $S_i$ ,  $i \in [N]$  by  $G_D = (V, E_D)$ . Furthermore, we let  $\alpha(i) = \{j \in [N]: \{i, j\} \in E_D\} \cup \{i\}$  for  $i \in [N]$  denote the nodes that share an edge with  $i$  in the dependency graph together with  $i$  itself. For some real number  $\xi \in \mathbb{R}$  and a nuisance function triple  $\eta = (g_1, g_0, h)$ , consider the score function

$$\begin{aligned}
\psi(S_i, \theta, \xi) &= g_1(C_i, X_i) - g_0(C_i, X_i) + \left( \prod_{j \in \alpha(i)} \frac{W_j}{h(C_j, Z_j)} \right) (Y_i - g_1(C_i, X_i)) \\
&\quad - \left( \prod_{j \in \alpha(i)} \frac{1-W_j}{1-h(C_j, Z_j)} \right) (Y_i - g_0(C_i, X_i)) - \xi.
\end{aligned} \quad (26)$$

In contrast to the score that we used for the EATE, this score includes additional factors  $\frac{W_j}{h(C_j, Z_j)}$  and  $\frac{1-W_j}{1-h(C_j, Z_j)}$  for units  $j$  that share an edge with  $i$  in the dependency graph. With the GATE, when we globally intervene on all treatment assignments at the same time, this

also influences the  $X_i$  that are present in  $g_1$  and  $g_0$ . In the score (26), the correction terms  $(\prod_{j \in \alpha(i)} \frac{W_j}{h(C_j, Z_j)})(Y_i - g_1(C_i, X_i))$  and  $(\prod_{j \in \alpha(i)} \frac{1-W_j}{1-h(C_j, Z_j)})(Y_i - g_0(C_i, X_i))$  are only active if  $i$  and the units from which it receives spillover effects have the same observed treatment assignment.

Let us denote by

$$\xi_i^0 = \mathbb{E} \left[ Y_i^{do(\mathbf{W}=\pi)} - Y_i^{do(\mathbf{W}=1-\pi)} \right] = \mathbb{E} \left[ g_1^0(C_i, X_i^\pi) - g_0^0(C_i, X_i^{1-\pi}) \right]$$

the  $i$ th contribution in (25). Here,

$$X_i^\pi = \left( f_x^1(\{(\pi_j, C_j)\}_{j \in [N] \setminus \{i\}}, G), \dots, f_x^r(\{(\pi_j, C_j)\}_{j \in [N] \setminus \{i\}}, G) \right)$$

denotes the feature vector where  $W_j$  is replaced by  $\pi_j$ , and

$$X_i^{1-\pi} = \left( f_x^1(\{(1-\pi_j, C_j)\}_{j \in [N] \setminus \{i\}}, G), \dots, f_x^r(\{(1-\pi_j, C_j)\}_{j \in [N] \setminus \{i\}}, G) \right)$$

denotes the feature vector where  $W_j$  is replaced by  $1-\pi_j$ . The features  $Z_i^\pi$  and  $Z_i^{1-\pi}$  are defined analogously. Similarly to Lemma 2.2, it can be shown that  $\mathbb{E}[\psi(S_i, \xi_i^0, \eta^0)] = 0$  holds, which lets us identify the global treatment effect  $\xi_N^0$  by

$$\xi_N^0 = \frac{1}{N} \sum_{i=1}^N \mathbb{E}[\varphi(S_i, \eta^0)],$$

where

$$\begin{aligned} \varphi(S_i, \eta) &= g_1(C_i, X_i) - g_0(C_i, X_i) + \left( \prod_{j \in \alpha(i)} \frac{W_j}{h(C_j, Z_j)} \right) (Y_i - g_1(C_i, X_i)) \\ &\quad - \left( \prod_{j \in \alpha(i)} \frac{1-W_j}{1-h(C_j, Z_j)} \right) (Y_i - g_0(C_i, X_i)). \end{aligned}$$

To estimate  $\xi_N^0$ , we apply the same procedure as for the ATE. The only difference is that when we evaluate the machine learning estimates, we do not use the observed treatment assignments, but instead insert the respective components of  $\pi$  and  $1-\pi$ . However, we insert the actually observed treatment assignments in the product terms  $\prod_{j \in \alpha(i)} \frac{W_j}{h(C_j, Z_j)}$  and  $\prod_{j \in \alpha(i)} \frac{1-W_j}{1-h(C_j, Z_j)}$ . This gives the estimator  $\hat{\xi}$ . Analogously to Theorem 2.5 for the EATE, also the GATE with respect to  $\pi$  converges at the parametric rate and follows a Gaussian distribution asymptotically.

**Theorem F.1** (Asymptotic distribution of  $\hat{\xi}$ ). *Assume Assumption B.1 (with  $\theta$  replaced by  $\xi$ ), B.2, and B.4 in the appendix in Section B hold. Furthermore, assume that there exists a finite real constant  $L$  such that  $|\alpha(i)| \leq L$  holds for all  $i \in [N]$ .*

*Then, the estimator  $\hat{\xi}$  of the GATE with respect to  $\pi \in \{0, 1\}^N$ ,  $\xi_N^0$ , satisfies*

$$\sqrt{N}(\hat{\xi} - \xi_N^0) \xrightarrow{d} \mathcal{N}(0, \sigma_\infty),$$

*where  $\sigma_\infty$  is characterized in Assumption B.3 with the  $\psi$  in (26). The convergence in (F.1) is in fact uniformly over the law  $P$  of the observations.*

This theorem requires that the number of spillover effects a unit receives is bounded. Theorem 2.5 that establishes the parametric convergence rate and asymptotic Gaussian distribution of the EATE estimator did not require such an assumption. The reason is that  $h^0(C_i, Z_i)$  represents the conditional expectation of  $W_i$  given  $C_i$  and  $Z_i$  and consequently a probability taking values in the interval  $(0, 1)$ . If we allowed  $|\alpha(i)|$  to grow with  $N$ , the products  $\prod_{j \in \alpha(i)} \frac{W_j}{h(C_j, Z_j)}$  and  $\prod_{j \in \alpha(i)} \frac{1-W_j}{1-h(C_j, Z_j)}$  would diverge.

To estimate  $\sigma_\infty^2$  in Theorem F.1, we can apply the procedure described in Section 2.5, where we replace  $\psi$ ,  $\varphi$ , and the point estimators by the respective new quantities. Also an analogon of Theorem 2.6 holds, but where we assume the setting of Theorem F.1 holds and that  $|\mathcal{A}_d| \rightarrow \infty$  as  $N \rightarrow \infty$  for all  $d \geq 0$ . In particular, we do not require Assumption B.5 and B.6 formulated in the appendix in Section B. Furthermore, to prove consistency of the variance estimator, it is sufficient to establish that the degree-specific causal effect estimators  $\hat{\xi}_d$ , which are defined analogously to  $\hat{\theta}_d$ , are consistent. In particular, they are not required to converge at a particular rate.

Also van der Laan (2014), Sofrygin and van der Laan (2017), and Ogburn et al. (2017) consider semiparametric estimation of the GATE using TMLE. They also require a uniform bound of the number of spillover effects a unit receives to achieve the parametric convergence rate of their estimator. However, their methods cannot take into account spillover effects from more distant neighbors in the network than direct ones.