

ORIGINAL ARTICLE

# Identifying the requirement conflicts in SRS documents using transformer-based sentence embeddings

Garima Malik<sup>1</sup> | Mucahit Cevik\*<sup>1</sup> | Devang Parikh<sup>2</sup> | Ayse Basar<sup>1</sup>

<sup>1</sup>Data Science Lab, Mechanical Industrial Engineering Department, Toronto Metropolitan University, Ontario, Canada

<sup>2</sup>IBM, North Carolina, USA

**Correspondence**

\*Mucahit Cevik, Data Science Lab, Mechanical Industrial Engineering Department, Toronto Metropolitan University, Toronto, Ontario, M5B 2K3, Canada. Email: mcevik@ryerson.ca

**Abstract**

High quality software systems typically require a set of clear, complete and comprehensive requirements. In the process of software development life cycle, a software requirement specification (SRS) document lays the foundation of product development by defining the set of functional and nonfunctional requirements. It also improves the quality of software products and ensure timely delivery of the projects. These requirements are typically documented in natural language which might lead to misinterpretations and conflicts between the requirements. In this study, we aim to identify the conflicts in requirements by analyzing their semantic compositions and contextual meanings. We propose an approach for automatic conflict detection, which consists of two phases: identifying conflict candidates based on textual similarity, and using semantic analysis to filter the conflicts. The similarity-based conflict detection strategy involves finding the appropriate candidate requirements with the help of sentence embeddings and cosine similarity measures. Semantic conflict detection is an additional step applied over all the candidates identified in the first phase, where the useful information is extracted in the form of entities to be used for determining the overlapping portions of texts between the requirements. We test the generalizability of our approach using five SRS documents from different domains. Our experiments show that the proposed conflict detection strategy can capture the conflicts with high accuracy, and help automate the entire conflict detection process.

**KEYWORDS:**

Software Requirement Specifications, Conflict Detection, Sentence Similarity, Sentence Embeddings, Named Entity Recognition

arXiv:2206.13690v1 [cs.SE] 28 Jun 2022

## 1 | INTRODUCTION

Requirement Engineering (RE) is the process of defining, documenting, and maintaining the software requirements<sup>1</sup>. RE process involves four main activities, namely, requirements elicitation, requirements specification, requirements verification and validation, and requirements management. In the requirement specification process, the deliverable is termed as software requirement specification (SRS) document which is a highly important document in software development life cycle (SDLC)<sup>2</sup>. SRS documents describe the functionality and expected performance for software products, naturally affecting all the subsequent phases in the process. The requirement set defined in SRS documents are analyzed and refined in the design phase, which results in various design documents. Then, the developers proceed with these documents to build the code for the software system<sup>3</sup>.

SRS documents are mostly written in natural language to improve the comprehensibility of requirements. The success of any software system is largely dependent on the clarity, transparency, and comprehensibility of software requirements<sup>4</sup>. Unclear, ambiguous, conflicting and incomprehensible software requirements might lead to increased project completion times, inefficiency in software systems, and increase in the project budget.

Two requirements are said to be conflicting if the implementation of the first negatively impacts the second requirement<sup>3,5</sup>. Detection of conflicts in the earlier development phase is very important, however, the manual identification of these conflicts could be tedious and time-consuming. It is necessary to develop semi-automated or automated approaches for conflict detection in SRS documents. Considering the structure of software requirements, natural language processing (NLP) methods can help in analyzing and understanding the software requirements semantically. We can use various information extraction techniques such as named entity recognition (NER), and Parts of Speech (POS) tagging, alongside the semantic similarity of the natural language text to interpret the context and syntactic nature of the software requirements.

In order to provide an automated approach for generalised conflict identification, we propose a two-stage framework which elicits the conflict criteria from the provided software requirements, and outputs the conflicting requirements. In the first phase, we convert the software requirements into high dimensional vectors using various sentence embeddings, and then identify the conflict candidates using cosine similarity. Then, in the second phase, candidate conflict set is further refined by measuring the overlapping entities in the requirement texts, with high level of overlaps pointing to a conflict.

## Research Goal

The main focus of this study is to create a NLP-based framework to automatically detect the conflicting requirements in SRS documents. We assume that structure of requirements is based on natural language and it can have a variety of forms such as modal verb style (include 'shall', 'will', 'should', and 'must'), user stories, functional, and non-functional requirements. We leverage deep learning-based techniques to understand the semantics of the requirements. This helps designing a framework based on text similarity and understanding with the objective of reducing the manual interventions and increasing the efficiency of the automated conflict detection. In our analysis, we do not distinguish duplicates from the conflicts, as they are both undesired in software development processes, and refer duplicates as conflicts.

## Contribution

The main contributions of our study can be summarized as follows:

1. We propose an unsupervised learning-based conflict detection algorithm to identify conflicts in a given set of requirements. Previous studies typically converts the requirement texts into formal structures whereas our approach works with raw requirement text (i.e., natural language text). We use BERT and USE sentence embeddings to capture the semantics and contextual meaning of the software requirements which generates a set of candidate conflicts. Then, we apply an additional filter over the candidate set that labels two requirements as conflicting if they have a high degree of overlap in their software-specific entities.
2. We employ software-specific entity extraction models to extract the entities from the requirements with the help of manually annotated corpus of SRS documents and custom feature set. We show how a highly accurate entity recognition model can be employed for an important practical problem by employing this model within a semantic conflict detection method.
3. We conduct comprehensive numerical study using open source requirement sets associated with multiple disciplines such as healthcare, automobile, aerospace, and transportation which contain annotated conflicts. Our analysis contributes to a better understanding for the capabilities of NLP techniques for the conflict detection task in software requirement engineering.

## Structure of the Paper

The remainder of the paper is organized as follows. Section 2 provides the background on the problem of conflict identification in software requirement datasets. We also review relevant techniques for conflict identification in requirement engineering and software development, particularly over SRS documents. Section 3 introduces our proposed method for automated conflict detection, and provides a detailed discussion over dataset characteristics, sentence embeddings, semantic similarity, and NER. In Section 4, we present the results from our numerical study, which includes a performance comparison over different conflict identification strategies for various requirement datasets. Lastly, Section 5 provides concluding remarks and future research directions.

## 2 | BACKGROUND

Previous studies suggest the use of NLP-based techniques to solve various software requirement related problems such as requirement classification<sup>6,7</sup>, ambiguity detection<sup>8</sup>, bug report classification<sup>9</sup>, duplicate bug report prediction<sup>10</sup>, conflict identification<sup>5</sup>, and mapping of natural language-based requirements into formal structures<sup>11</sup>. Conflict detection is one of the most difficult problems in requirement engineering<sup>3</sup>. Inability in identifying the conflicts in software requirements might lead to uncertainties and cost overrun in software development. Several papers discussed conflict identification in various domains, however, an autonomous, reliable and generalizable approach for detecting conflicting requirements is yet to be achieved. Below, we review the relevant literature for automated conflict detection over SRS documents.

The terms ‘Ambiguity’ and ‘Conflict’ can be misconstrued in the requirement engineering context. Researchers have provided formal definitions for the requirement ambiguity as a requirement having more than one meaning, and provided various techniques to detect the requirement ambiguities in SRS documents<sup>1,12</sup>. On the other hand, requirement conflict detection remains as a challenging problem, lacking a well-accepted formal definition and structure. An ambiguity in SRS documents can be either language-based (lexical, syntactic, semantic, pragmatic, vagueness, generality, and language error ambiguity)<sup>13</sup> or RE-specific ambiguities (conceptual translational, requirements document, application domain, system domain, and development domain)<sup>1</sup>. Several studies define the requirement conflict depending upon the domain of requirements. However, the term ‘conflict’ can be defined more broadly as the presence of interference, interdependency, or inconsistency between requirements<sup>14</sup>. Kim et al.<sup>15</sup> proposed the definition of requirement conflict as interaction and dependencies present between requirements which results into negative or undesired operation of the software systems.

Butt et al.<sup>16</sup> defined requirement conflicts based on the categorization of requirements to mandatory, essential, and optional requirements. Kim et al.<sup>15</sup> described the requirement structure as Actor (Noun) + Action (verb) + Object (object) + Resource (resource). An activity conflict can arise when two requirements achieve the same actions through different object and a resource conflict may arise when different components try to share the same resources. Moser et al.<sup>17</sup> categorized the conflicts as simple (if exists between two requirements) and complex (if exists between three or more requirements). Recently, Guo et al.<sup>5</sup> proposed a comprehensive definition for semantic conflicts amongst different functional requirements. They stated that if two requirements having inferential, interdependent, and inclusive relationship then it may lead to inconsistent behaviour in software system.

Shah and Jinwala<sup>1</sup> conducted a survey of natural language-based software requirements ambiguity resolution techniques. They also provided insights into different web-based tools for ambiguity detection. They categorize ambiguity detection into three groups, namely, manual glossaries, rule-based and automatic ontology-based approaches. Given that natural language requirements are complex in their nature, such heuristic or rule-based parser-dependent methods are prone to errors if semantic elements of the requirements are not extracted with significant accuracy. In another study, Aldekhail et al.<sup>3</sup> reviewed various papers on the conflict detection in software requirements. They concluded that semi-automated methods require a significant manual process, while fully automated models are still based on human analysis of the requirement sets. That is, the models aiming full automation are still difficult to generalise, resulting in large errors when applied to different requirement sets.

Viana et al.<sup>18</sup> presented a system that detected conflicting requirements in systems of systems. The paper simulated a smart home system and focused on conflict identification in a nutrition system called Feed Me Feed Me. The process assume that system requirements are written using RELAX framework, which are defined in fuzzy branching temporal logic<sup>19</sup>. Such framework assert that requirements have modal components (e.g., SHALL, SHOULD, and MAY), temporal (e.g. EVENTUALLY, UNTIL, and AS CLOSE AS POSSIBLE TO), and ordinal (e.g., AS MANY, AS FEW AS POSSIBLE) operators. The conflict identification system implemented a detection system that had three main steps: overlap detection, conflict detection, and conflict resolution. With the help of RELAX framework, the algorithm was able to detect overlapping requirements whenever they used or blocked the same resources, or when they over-used or under-used other resources of the smart home. However, as noted in the study, the framework is entirely based on a pure simulation, and it is difficult to claim generalizability and scalability of the proposed approach other datasets and domains.

Guo et al.<sup>5</sup> attempted a deeper dive into the semantics of software requirements using NLP methods coupled with heuristic rules that helped identify requirement conflicts using a divide-and-conquer inspired design. Finer Semantic Analysis-based Requirements Conflict Detector (FSARC) attempted to automate this process through a seven step procedure that relies on Standord’s CoreNLP library<sup>20</sup>. The first step employs POS tagging and Stanford’s Dependency Parser (SDP) which convert each requirement into novel eight tuple: (*id, group\_id, event, agent, operation, input, output, restriction*). This eight-tuple is later passed through several rule-based routines which perform the task of identifying the conflicts. The proposed algorithm performed well and showed promise to be generalizable. On the other hand, the approach relies on CoreNLP library’s ability

to correctly generate the eight-tuple, which is the main input of the algorithm. This also implies that the model would expect a certain structure to be followed in writing the requirements that are analyzed. In a similar fashion, Ghosh et al.<sup>21</sup> proposed a method that converts natural language requirements to formal software specifications by implementing the ‘ARSENAL’, a method that combine heuristic rules on extracted NLP components using Stanford’s Typed Dependency Parser library (STDP)<sup>22</sup>. Specifically, they broke down each requirement into five components: Term Type, Negated Or Not, Quantifier Type, Relations / Attributions, and Lists. Once their parts were tagged in the natural language requirements, they were passed into heuristic rules to output a formal requirement set. Sabriye and Zainon<sup>12</sup> also developed a simple rule-based algorithm that detect software requirement ambiguities by using POS tagging.

Many other studies explored the use of supervised machine-learning techniques in identifying conflicting requirements, majority of which offering a semi-automated approach (i.e., requiring manual inspection of the identified conflicting requirements). Polpinij and Ghose<sup>23</sup> suggested a 4-step fuzzy decision process for conflict detection. The first step involved manual labeling of training data which was fed into a fuzzy decision-tree classifier. The second step trained this model, while the third one predicted the unlabeled instances using the trained decision-tree classifier. In the final step, the most ambiguous instances were flagged for potential removal or treatment. A Support Vector Machines (SVM) was employed to detect patterns of conflicting requirements with the aim of increasing separation between the two classes of positive and negative elements of the requirements.

Subha and Palaniswami<sup>24</sup> trained a naive Bayes classifier for conflict detection and extraction of software ontologies in requirement engineering domain. It was based on word probability and word count method. The algorithm relied on the probabilities of words coming from the text of the training data. Sharma et al.<sup>25</sup> modified the same algorithm as they added a pre-processing step where the training data was tokenized using bag of words (BoW) method which discarded the order of words in a text while keeping track of the frequency of each word. This was followed by the removal of stop words that did not add contextual meaning to sentences. As a final pre-processing step prior to feeding the training data into the naive Bayes Classifier, POS tags were also added to the data. Sardinha et al.<sup>26</sup> developed a tool called EA-Analyser for aspect-oriented requirements. They applied Bayesian learning method to identify the conflicting dependencies in the requirements. Oo et al.<sup>27</sup> implemented various machine-learning models and found that naive Bayes classifier produced more consistent results in detecting conflicts compared to SVM and decision-tree classifiers. Osman and Zaharin<sup>2</sup>, experimented with similar models on Malay software requirement datasets, and concluded that the naive Bayes classifier generated best results.

Our work differs from these existing studies in multiple ways. First, we propose a two phase generalised approach for automated conflict detection using unsupervised learning. To this end, Das et al.<sup>28</sup> introduced the idea of sentence embeddings for similarity detection in software requirements. We extend this idea and combine the two sentence embeddings (BERT and TFIDF) to calculate the cosine similarity between the requirements. Second, our approach directly works with software requirements as opposed to Guo et al.<sup>5</sup>, which converts the software requirements into formal representations and apply rule-based procedures to detect the conflicts. Third, different from finer semantic analysis enabled by Guo et al.<sup>5</sup>’s rule-based approach, we define the set of software-specific entities, and train machine learning models with handcrafted features dedicated to software requirements. These entities provide an additional way of verifying the conflicts semantically.

### 3 | METHODOLOGY

In this section, we first describe the SRS datasets used in our numerical study, which is followed by a brief discussion on sentence-embeddings used in the experiments. Then, we provide specific details of the building blocks of our conflict detection algorithm and the experimental setup. Figure 1 shows our proposed framework for automated conflict detection in SRS documents. Our technique comprises two phases, which are similarity-based conflict detection (Phase I) and semantic conflict detection (Phase II).

#### 3.1 | Datasets

We consider five SRS datasets that belong to various domains such as software, healthcare, transportation, and hardware. Three of these are open-source SRS datasets (OpenCoss, WorldVista, and UAV), and the other two are extracted from public SRS documents. Generally, requirements are documented in a structured format and we retain the original structure of requirements for conflict detection process. To maintain the consistency in requirement structure, we converted complex requirements (paragraphs or compound sentences) into a simple sentences. Originally, these datasets included very few conflicts. As such, we

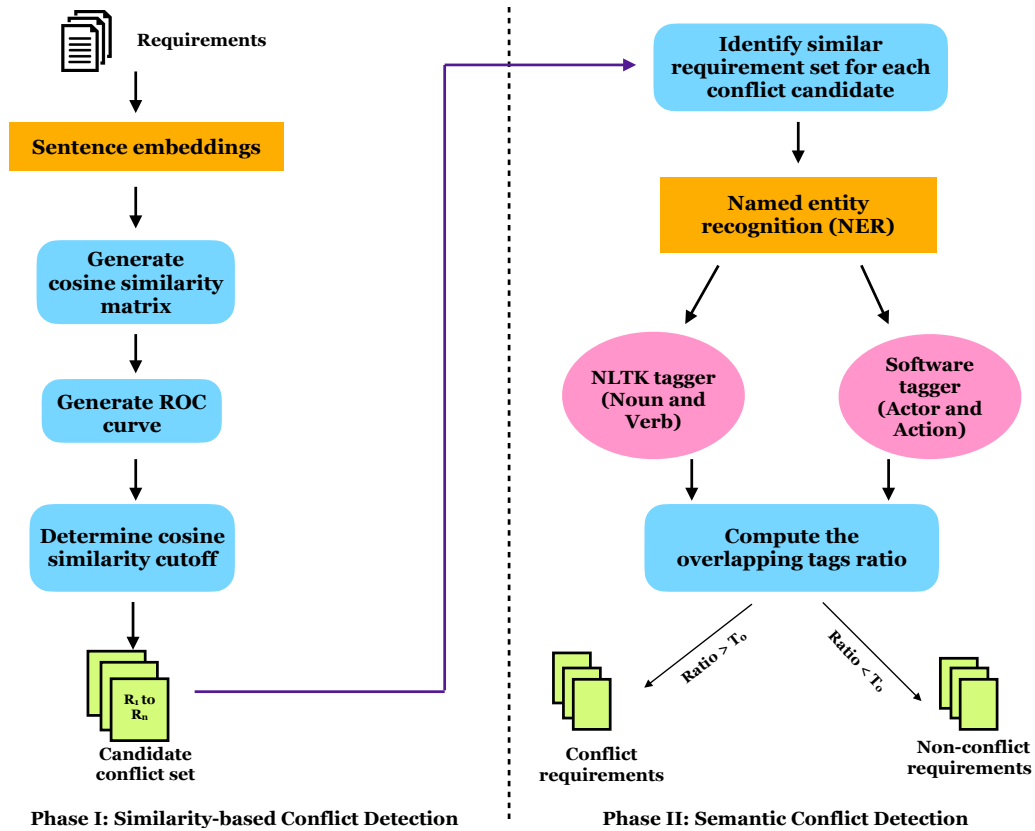


FIGURE 1 Proposed framework for identifying the conflicting requirements in SRS documents.

added synthetic conflicts in each SRS dataset to augment the data for our analysis. Table 1 provides summary information on the SRS datasets.

TABLE 1 Dataset characteristics

Dataset	Domain	# of requirements	# of original conflicts	# of synthetic conflicts
OpenCoss	Transportation	115	6	5
WorldVista	Medical	140	5	23
UAV	Aerospace	116	4	16
PURE	Thermodynamics	125	0	21
IBM-UAV	Hardware	105	2	13

Table 2 shows sample data instances, demonstrating the general structure and format of the requirements used in the conflict detection process. Each requirement dataset consists of requirement id, requirement text, and 'Conflict' column indicating the presence of conflict in 'Yes' or 'No' format. We also included the 'Conflict-Label' column to indicate the pair of conflicts. For instance, requirements 1 and 2 are conflicting due to the different instruction for charging the same 'UAV'.

Below, we briefly describe all the SRS datasets used in the numerical study.

- **OpenCoss:** OPENCOS<sup>1</sup> refers to Open Platform for Evolutionary Certification Of Safety-critical Systems for the railway, avionics, and automotive markets. This is a challenging dataset to identify the conflicts as the samples from the

<sup>1</sup><http://www.opencoss-project.eu>

**TABLE 2** Sample data instances from UAV dataset with requirement id, text, and conflict label (Yes/No). Requirements 1 and 2 are conflicting.

Req. Id	Requirement text	Conflict	Conflict-Label
1.	The UAV shall charge to 50 % in less than 3 hours.	Yes	Yes (2)
2.	The UAV shall fully charge in less than 3 hours.	Yes	Yes (1)
3.	The Aviary shall provide a remote surveillance from the air of a location within 32.19 Km of the origin.	No	No
4.	Remote surveillance shall include video streaming for manual navigation of the surveillance platform.	No	No

OpenCoss dataset indicates a lot of similar or duplicate requirements with repeating words. Initially, this set included 110 requirements and we added 5 more synthetic conflicts.

- **WorldVista:** WorldVista<sup>2</sup> is a health management system that records patient information starting from the hospital admission to discharge procedures. The requirement structure is basic, and written in natural language with health care terminologies. It originally consisted of 117 requirements and we added 23 synthetic conflicts.
- **UAV:** The UAV (Unmanned Aerial Vehicle)<sup>5,29</sup> dataset is created by the University of Notre Dame and it includes all the functional requirements which define the functions of the UAV control system. The requirement syntax is based on the template of EARS (Easy Approach to Requirements Syntax)<sup>30</sup>. Originally, this dataset had 99 requirements and we added 16 conflicting requirements to the set, which resulted in a conflict proportion of 30%.
- **PURE:** PURE (Public Requirements dataset), contains 79 publicly available SRS documents collected from the web<sup>31</sup>. We manually extracted set of requirements from two SRS documents, namely, THEMAS (Thermodynamic System) and Mashbot (web interface for managing a company’s presence on social networks). In total, we collected 83 requirements and induced synthetic 21 conflicts to maintain consistency with the other datasets.
- **IBM-UAV:** This dataset is proprietary, and provided by IBM. It consists of software requirements used in various projects related to the aerospace and automobile industry. We sampled 75 requirements from the original set, and introduced 13 synthetic conflicts. The requirement text follows a certain format specified by IBM’s RQA (Requirement Quality Analysis) system.

### 3.2 | Embeddings and Cosine Similarity

Word embeddings can be used to convert the text into vectors of real numbers to prepare the data for any kind of modeling. For the conflict detection problem, we applied sentence embeddings to encode the meaning or context of software requirements. Sentence embeddings use the weighted average of the embeddings of each word present in the sentence, and apply dimensionality reduction techniques to extract the embeddings<sup>32,28</sup>. For the requirement datasets, we considered TFIDF as the baseline embedding. We also experimented with deep learning-based USE embedding and transformer-based BERT embeddings. Below, we briefly summarize different embeddings used in our analysis.

- **TFIDF:** TFIDF stands for Term Frequency Inverse Document Frequency, a commonly-used method in information retrieval tasks<sup>33</sup>. It is a numerical measure to determine the importance of words based on their frequency. TFIDF creates the vectors by weighing the terms according to their prevalence across the documents. The TFIDF value for each word ‘*i*’ in the document can be expressed as the multiplication of  $TF_{i,d}$  and  $IDF_i$  values.  $TF$  denotes the number of times term ‘*i*’ appears in the document ‘*d*’, and  $IDF$  denotes the inverse of document frequency which measures the significance of term ‘*i*’.
- **USE:** USE stands for Universal Sentence Encoder<sup>32</sup>. It encodes natural language text into high-dimensional vectors. These vectors can be used in text classification, document clustering, semantic similarity detection, and other natural language-specific tasks. The pre-trained USE consists of two variations, one trained with transformer encoder and the other trained with Deep Averaging Network (DAN). USE encoder is trained and optimized for inputs such as sentences, phrases, and

<sup>2</sup><http://coest.org/datasets>

short paragraphs, and they are suitable for applying sentence level embeddings over the requirements. It is also trained on a diverse set of transfer learning tasks such as sentence-based classification, multilingual tasks, and fine-grained questions-answer retrieval. We applied the DAN version of the USE embeddings for the software requirements, and generated the 512-dimensional vector for each input requirement.

- **BERT-TFIDF**: BERT stands for Bidirectional Encoder Representation from Transformers<sup>34</sup>. In this embedding, we combine the vector obtained from BERT text embedding with TFIDF embedding. The former harnesses state-of-the-art technology that can vectorize and detect context and semantics, while the latter is a probabilistic method that gives more importance to the words that occur less often in a given document. The merging process involve two steps. In the first step, we simply concatenate the embedding vectors, and in the second step we perform dimensionality reduction. This step help reduce the initial resulting dimension of the embedded vectors. BERT embeddings are comprised of 768 features while TFIDF embeddings can span into thousands of features (depending on the data) hence the need for dimensionality reduction. To maintain the uniform vector size, we employ Uniform Manifold Approximation and Projection (UMAP)<sup>35</sup>, which is an effective dimensionality reduction tool.

Cosine similarity is a distance measure that can be used to calculate the similarity between two words, sentences, paragraphs, or the whole document<sup>36</sup>. It is an effective measure to estimate the similarity of vectors in high-dimensional space<sup>37</sup>. This metric models language-based input text as a vector of real-valued terms and the similarity between two texts is derived from the cosine angle between two texts term vectors as follows:

$$\cos(\mathbf{r}_1, \mathbf{r}_2) = \frac{\mathbf{r}_1 \mathbf{r}_2}{\|\mathbf{r}_1\| \|\mathbf{r}_2\|} = \frac{\sum_{i=1}^n \mathbf{r}_{1i} \mathbf{r}_{2i}}{\sqrt{\sum_{i=1}^n (\mathbf{r}_{1i})^2} \sqrt{\sum_{i=1}^n (\mathbf{r}_{2i})^2}} \quad (1)$$

The values for cosine similarity ranges from -1 to 1 where -1 signifies dissimilarity and 1 signifies similarity. To better demonstrate how cosine similarity can be used over embedding vectors, we provide an illustrative example with three sample software requirements,  $r_1$ ,  $r_2$ , and  $r_3$ , which are defined as follows:

- $r_1$  = ‘The OPENCROSS platform shall be able to export evidence traceability links of an assurance project to external tools.’
- $r_2$  = ‘The OPENCROSS platform must be able to send out evidence traceability links of an assurance project to external tools and internal tools.’
- $r_3$  = ‘The OPENCROSS platform shall provide users with the ability to specify evidence traceability links in traceability matrices.’

We calculate the cosine similarity between these requirement vectors when embedded with TFIDF, BERT-TFIDF, and USE. Table 3 shows the cosine similarity values between these requirements. BERT-TFIDF is able to capture the frequency based features and semantic similarity between  $r_1$  and  $r_2$  with a cosine similarity value of 0.88. USE being the second highest with the value of 0.81. Requirement text for  $r_3$  is not similar to those of the other two requirements, and all the sentence embeddings indicate low values of cosine similarity with  $r_3$ .

**TABLE 3** Cosine similarity between  $r_1$ ,  $r_2$ , and  $r_3$  with different sentence embeddings.

	TFIDF	BERT-TFIDF	USE
$\cos(r_1, r_2)$	0.44	0.88	0.81
$\cos(r_1, r_3)$	0.16	0.50	0.55
$\cos(r_2, r_3)$	0.09	0.47	0.40

### 3.3 | Phase I: Similarity-based Conflict Detection

Algorithm 1 summarize the process provided in the left panel of Figure 1. We employ a similarity-based conflict detection approach to automatically identify the conflicts in a given requirement set. We also use the resulting set of conflicts as a candidate conflict set for Phase II of our framework. We first create the sentence embedding vector for each requirement  $r \in \mathcal{R}$  using `SentenceEmbedding( $\mathcal{R}$ )` procedure. It basically converts the requirements into numerical vector using one of the embeddings defined in Section 3.2.

We next calculate the pairwise distance matrix ( $\Delta$ ), which measures the cosine similarity value between each pair of requirements. This matrix can act as a look up table to extract the most similar requirement and corresponding cosine similarity value for a given requirement. Then, we use ROC curve (receiver operating characteristic curve) to identify the cosine similarity threshold ( $\delta$ ), which specifies the minimum similarity value after which requirements are labeled as conflicting. The cutoff value ( $\delta$ ) is selected as the value that maximizes  $\{\text{TPR}(\Delta, k) - (1 - \text{FPR}(\Delta, k))\}$  over threshold values  $k \in \{0.01, \dots, 1.00\}$  and the distance matrix  $\Delta$ . This way, we balance the false positives and true positives rates, conflict having the positive label. Lastly, we assign labels of conflict or no-conflict to the requirements using  $\delta$  as threshold value. The candidate conflict set ( $\mathcal{C}$ ) contains all the requirements with conflict label. Note that conflict property is symmetric, i.e., if  $r_1$  is conflicting with  $r_2$ , then  $r_2$  is also conflicting with  $r_1$ , and,  $r_1, r_2 \in \mathcal{C}$ .

---

#### Algorithm 1 Similarity-based Conflict Detection

---

**Input:**

Requirement set:  $\mathcal{R} = \{r_1, r_2, \dots, r_n\}$

**Output:**

Candidate conflict set:  $\mathcal{C}$

$\vec{\mathcal{R}} \leftarrow \text{SentenceEmbedding}(\mathcal{R})$

// Generate requirement vectors

$\Delta \leftarrow \text{PairwiseDistance}(\vec{\mathcal{R}})$

// Calculate the cosine similarity matrix

$\delta \leftarrow \arg \max_{k \in \{0.01, \dots, 1.00\}} \{\text{TPR}(\Delta, k) - (1 - \text{FPR}(\Delta, k))\}$

// Determine the cosine similarity cutoff

$\mathcal{C} \leftarrow \text{AssignLabels}(\vec{\mathcal{R}}, \delta)$

// Label the requirements

---

### 3.4 | Phase II: Semantic Conflict Detection

Algorithm 2 describes the process of semantic conflict detection as presented in right panel of Figure 1. This algorithm serves as a second filter on the candidate conflicts generated in Phase I. Specifically, any candidate conflict  $c \in \mathcal{C}$  is semantically compared against top  $m$  most similar requirements from  $\mathcal{R}$ . That is, by focusing on only  $m$  most similar requirements, we reduce the computational burden, and also make use of the cosine similarity between the requirements. This semantic comparison is performed based on overlap ratio between the entities present in the requirements. For a given candidate conflict  $c \in \mathcal{C}$ , overlap ratio is calculated as

$$v_c = \frac{\max_{r \in \mathcal{L}_c} \{\text{Overlap}(c, r)\}}{\text{UniqueEntities}(c)} \quad (2)$$

where  $\mathcal{L}_c$  represents the set of  $m$  most similar requirements to candidate conflict  $c$ . The function `Overlap( $c, r$ )` calculates the number of overlapping entities between  $c$  and  $r$ , and function `UniqueEntities( $c$ )` calculates the number of unique entities in candidate conflict (i.e., a requirement text)  $c$ . The calculated overlap ratio  $v_c$  for  $c \in \mathcal{C}$  is then compared against a pre-determined overlap threshold value,  $T_o$ , and  $c$  is added to final conflict set  $\bar{\mathcal{C}}$  if  $v_c \geq T_o$ . In our analysis, we set  $m = 5$  and  $T_o = 1$ , which are determined based on preliminary experiments. In Algorithm 2, `GetSimilarRequirements( $c, \mathcal{R}, m$ )` returns the list  $\mathcal{L}$  of  $m$  most similar requirements from  $\mathcal{R}$  for candidate conflict  $c$ , and `GetMaxOverlapRatio( $c, \mathcal{L}$ )` returns the maximum value for the overlaps between requirements from set  $\mathcal{L}$  and candidate conflict  $c$ .

We also provide sample calculations in Table 4 to better illustrate the process in Algorithm 2. We show the overlapping software-specific entities present in candidate requirement ( $c$ ) and similar requirement ( $r \in \mathcal{L}$ ) with different color codes. For instance, entity ‘UAV’ is represented by blue color. Requirements  $r_1$  and  $r_2$  both return high overlap ratios, indicating that they are conflicting with  $c$ .



**Algorithm 2** Semantic Conflict Detection**Input:**Candidate conflict set:  $C = \{c_1, c_2, \dots, c_t\}$ Requirement set:  $\mathcal{R} = \{r_1, r_2, \dots, r_n\}$ # of similar requirements:  $m$ **Initialization:** $\bar{C} = \emptyset$ 

// Initialise conflict set to an empty set

 $T_o = 1$ 

// Set overlapping threshold as 1

 $m = 5$ 

// Set number of similar requirements as 5

**For**  $c \in C$  **do:** $\mathcal{L} \leftarrow \text{GetSimilarRequirements}(c, \mathcal{R}, m)$ // Get the  $m$  similar requirements $v \leftarrow \text{GetMaxOverlapRatio}(c, \mathcal{L})$ 

// Calculate the maximum overlap ratio using Equation (2)

**If**  $v \geq T_o$  :

// Compare with threshold

 $\bar{C} \leftarrow \bar{C} \cup \{c\}$ 

// Augment the final conflict set

**return**  $\bar{C}$ **TABLE 4** Sample candidate ( $c$ ) and set of similar requirements ( $\mathcal{L}$ ) to calculate the overlapping ratio ( $v$ ). The maximum count of overlap is 7 which resulted in overlap ratio value  $v$  as 1.

Candidate Requirement	Similar Requirements	Overlap( $c, r$ )	Ratio ( $v$ )
$c =$ 'The UAV flight range shall be no less than 20 kilometers.'	$r_1 =$ 'The UAV flight range shall be no less than 20 miles.'	7	1.00
	$r_2 =$ 'The UAV flight range shall be a minimum of 20 miles.'	5	0.71
	$r_3 =$ 'The UAV shall be able to autonomously a flight plan consisting of a set of waypoints within its range and flight capabilities.'	2	0.28
	$r_4 =$ 'The UAV shall be able to autonomously plan a flight consisting of a set of waypoints within its range and flight capabilities.'	2	0.28
	$r_5 =$ 'The Pilot controller shall be able to download a flight plan from the Hummingbird consisting of a set of waypoints within the flight range of the Hummingbird.'	2	0.28

### 3.5 | Named Entity Recognition

We employ NER to verify the conflict candidates semantically and then relabeling it as conflict or non-conflict. The purpose of this step is to extract the relevant entities from requirements which can contribute in identifying the conflicting requirements. For Phase II, we employ two NER approaches, namely, general NER and software-specific NER, and use Machine Learning-based Conditional Random Fields (ML-CRF) algorithm for NER model training. We briefly describe the details of these methods below.

- **General NER:** Rupp et al.<sup>38</sup> suggest that a software requirement should follow the structure as Actor (Noun) + Object + Action (Verb) + Resource. The generic NER method extracts 'Noun' and 'Verb' tags from the requirements based on this structure. We employed POS tagger provided in NLTK (Natural Language Toolkit) library in Python. NLTK unigram tagger works best with all the standard corpora such as Brown, Penn Treebank and CoNLL2000<sup>39</sup>.
- **Software-specific NER:** To create a software-specific NER model, we sampled some requirements from each of the software requirement datasets described in Section 3.1. Software-specific entities can provide more useful information

about the software requirements and help in the semantic conflict detection process. We annotated a total of 378 software requirements to train the ML-CRF model. That is, as we have small number of annotated requirements, we chose to use a probabilistic ML model to perform the software-specific entity extraction. There are four main software entities (Actor, Action, Object, and Property) which are typically used in literature to convert the software requirements into formal representations<sup>11</sup>. We included two additional relevant entities (Metric and Operator) specific to our IBM-UAV dataset which account for numerical values (units, digits, and operators) in the requirements. The software-specific entities are described as follows:

- **Actor:** Actor refers to the actors or nouns present in a requirement. It also includes intended users and external systems interacting with the software, e.g., UAV, Aviary, and Themis System.
- **Action:** Action can be interpreted as the main verb in a requirement or an operation performed by an actor on some object<sup>11</sup>.
- **Object:** Object involves any input/output and resource of the system that is mentioned in the software requirement<sup>11</sup>.
- **Property:** Property includes all adjectives mentioned for objects/actions that explains the properties of the object/action involved. Consider this requirement ‘*The aviary shall support autonomous mission plans as well as pilot-directed flight*’. Here, ‘autonomous mission plans’ and ‘pilot-directed flight’ represents the property tag.
- **Metric:** Standard unit measures such as ‘km’, ‘m<sup>2</sup>’, and ‘m/s<sup>2</sup>’.
- **Operator:** Relational operators such as ‘>=’, ‘<=’, ‘less than’, and ‘greater than’.

Table 5 shows POS tags and software-specific tags obtained for sample requirements from UAV dataset.

- **Machine Learning-based Conditional Random Fields:** This method provides a probabilistic approach for NER and it is also known as discriminative classifier. It models the conditional probability of assigning appropriate tag sequence  $\hat{y}$  with the help of input text  $x$  as  $\hat{y} = \arg \max_y P(y|x)$ . In our NER task, the input data is sequential, and we have to take the context into account while predicting the tags for a particular word. We use customised feature set as an additional input to the model to incorporate this behaviour. In software-specific entity extraction, we create a comprehensive list of features which includes lexical (input tokens), contextual (tokens in the locality of input text with window size of  $[-1, 1]$ ), character-level (digits and alphabets), and orthographic (capitalization and abbreviations) features.

**TABLE 5** Sample NER results for the UAV dataset

NER method	Requirements	Description
General NER	The aviary shall <b>support</b> autonomous <b>mission plans</b> as well as pilot-directed <b>flight</b> .	<b>Noun</b> - mission, plans, flight <b>Verb</b> - support
	The <b>UAV</b> shall fully <b>charge</b> in less than 3 <b>hours</b> .	<b>Noun</b> - UAV, hours <b>Verb</b> - charge
Software-specific NER	The <b>aviary</b> shall <b>support</b> <b>autonomous mission plans</b> as well as <b>pilot-directed flight</b> .	<b>Actor</b> - aviary <b>Action</b> - support <b>Property</b> - autonomous mission plans, pilot-directed flight
	The <b>UAV</b> shall fully <b>charge</b> in <b>less than 3 hours</b> .	<b>Actor</b> - UAV <b>Action</b> - charge <b>Operator</b> - less than <b>Metric</b> - 3 hours

### 3.6 | Experimental Setup

In the numerical analysis, we consider various sentence embeddings from simple transformers library<sup>3</sup>. That is, we use general purpose pretrained models which have been evaluated on various NLP tasks. Specifically, we conduct experiments using several BERT variants by instantiating pre-trained transformer models (i.e., *distill-base-multilingual*, *all-MiniLM-L12-V2*<sup>5</sup>, *distillRoberta-v1*, and *mpnet-base-v2*<sup>4</sup>). Our preliminary experiments suggest different sentence embeddings for each requirement datasets. In BERT-TFIDF embeddings, we use *all-distillRoberta-v1* for Opencoss, UAV and PURE, *Distiluse-base-multilingual-cased-v1* for WorldVista and *all-mpnet-base-v2* for IBM-UAV datasets.

In Phase I of our conflict identification process, the main objective is to extract all the possible requirements which can be analyzed semantically to determine the final set of conflicts in the SRS documents. We perform 3-fold cross validation over all the requirement datasets. That is, considering the distribution of conflicting requirements and the limited number of requirements, we divide each dataset into 3 different folds. Each fold includes some conflicting and non-conflicting requirements, however, we make sure that each conflict present in the fold should have its conflict pair present in the same fold. For our techniques, we use training set to determine the cosine similarity cut-off value, and apply this value on the corresponding test set. We employ standard classification metrics such as macro averaged version of F1-score, precision and recall in performance evaluation.

In Phase II, we train a software-specific entity extraction model (ML-CRF). We use grid-search method to find the best parameters for ML-CRF model. The main hyperparameters used in the final ML-CRF model are 'lbfgs' for the algorithm, 0.1 for c1 and c2 (i.e., regularization parameters), and 100 for max\_iterations. To evaluate the performance of the ML-CRF model, we employ 5-fold cross validation, and consider standard NER metrics such as accuracy, precision, recall and F1-score.

## 4 | RESULTS

In this section, we first assess the performance of the similarity-based conflict detection algorithm (i.e., Phase I), and present the results from our comparative analysis with various sentence embeddings for each of the requirement datasets. Next, we report the results for entity extraction methods that are used to understand the semantics of the requirements. Lastly, we discuss the performance of semantic conflict detection algorithm for all the requirement datasets.

### 4.1 | Similarity-based Conflict Detection Performance

The first step that comes after calculating the similarity matrix between the requirements is the generation of ROC curves, which are used to obtain the similarity cut-off for conflict detection based on TPR and FPR values. Figure 2 shows the ROC curves for the UAV dataset with BERT-TFIDF embedding in each fold of the 3-fold cross validation. We prepare similar ROC curves for all the other requirement sets which are provided in the appendix (see Section 6).

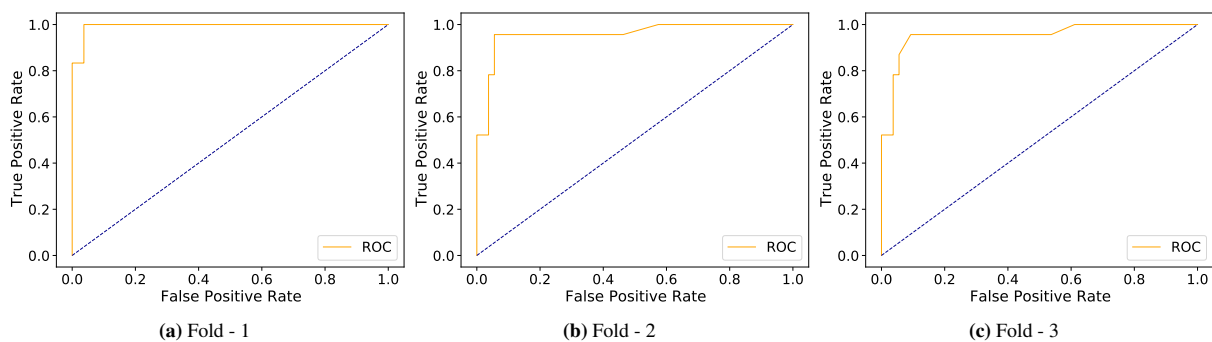


FIGURE 2 ROC curves for UAV requirement set with BERT-TFIDF embedding across 3 folds

<sup>3</sup>[https://www.sbert.net/docs/pretrained\\_models.html](https://www.sbert.net/docs/pretrained_models.html)

<sup>5</sup><https://huggingface.co/sentence-transformers/all-MiniLM-L12-v2>

<sup>4</sup><https://huggingface.co/sentence-transformers/all-mpnet-base-v2>

Table 6 shows the summary results of similarity-based conflict detection approach with different sentence embeddings. We report the average values obtained from 3-fold cross validation for cosine similarity cutoff and standard classification metrics along with conflict class support values. In terms of the embeddings, BERT-TFIDF provides the best performance for all the datasets except for IBM-UAV dataset where USE performs slightly better than BERT-TFIDF. As expected, TFIDF embedding performs worse than all the other embedding because it only considers the frequency based features to create the requirement vectors. We also observe that USE generates high cutoff value for each dataset in comparison to other sentence embeddings.

**TABLE 6** Evaluation results for the similarity-based conflict detection approach on all the requirement datasets. Highlighted text represents the best sentence embedding for each dataset with its respective performance values. Reported values are averaged over 3 folds and results are shown as “mean  $\pm$  standard deviation”.

Dataset	Embeddings	Cosine cutoff	F1-score	Recall	Precision	Support
OpenCoss	TFIDF	0.67	0.43 $\pm$ 0.04	0.68 $\pm$ 0.23	0.34 $\pm$ 0.06	7.33
	USE	0.91	0.41 $\pm$ 0.05	0.68 $\pm$ 0.18	0.30 $\pm$ 0.02	7.33
	<b>BERT-TFIDF</b>	0.79	<b>0.43 <math>\pm</math> 0.04</b>	<b>0.68 <math>\pm</math> 0.23</b>	<b>0.34 <math>\pm</math> 0.06</b>	7.33
WorldVista	TFIDF	0.24	0.85 $\pm$ 0.03	0.86 $\pm$ 0.04	0.84 $\pm$ 0.06	18.66
	USE	0.66	0.82 $\pm$ 0.01	0.83 $\pm$ 0.08	0.84 $\pm$ 0.11	18.66
	<b>BERT-TFIDF</b>	0.42	<b>0.86 <math>\pm</math> 0.05</b>	<b>0.86 <math>\pm</math> 0.04</b>	<b>0.86 <math>\pm</math> 0.12</b>	18.66
UAV	TFIDF	0.44	0.84 $\pm$ 0.10	0.85 $\pm$ 0.11	0.83 $\pm$ 0.11	11.66
	USE	0.79	<b>0.90 <math>\pm</math> 0.03</b>	<b>0.97 <math>\pm</math> 0.04</b>	<b>0.85 <math>\pm</math> 0.05</b>	11.66
	<b>BERT-TFIDF</b>	0.64	<b>0.90 <math>\pm</math> 0.04</b>	<b>0.91 <math>\pm</math> 0.06</b>	<b>0.89 <math>\pm</math> 0.04</b>	11.66
PURE	TFIDF	0.49	0.79 $\pm$ 0.08	0.71 $\pm$ 0.11	0.92 $\pm$ 0.10	14.00
	USE	0.88	0.86 $\pm$ 0.11	0.80 $\pm$ 0.17	0.95 $\pm$ 0.06	14.00
	<b>BERT-TFIDF</b>	0.70	<b>0.88 <math>\pm</math> 0.11</b>	<b>0.80 <math>\pm</math> 0.17</b>	<b>1.00 <math>\pm</math> 0.00</b>	14.00
IBM-UAV	TFIDF	0.59	0.60 $\pm$ 0.19	0.55 $\pm$ 0.22	0.72 $\pm$ 0.20	9.33
	USE	0.89	<b>0.68 <math>\pm</math> 0.24</b>	<b>0.65 <math>\pm</math> 0.28</b>	<b>0.73 <math>\pm</math> 0.16</b>	9.33
	<b>BERT-TFIDF</b>	0.76	<b>0.64 <math>\pm</math> 0.22</b>	<b>0.65 <math>\pm</math> 0.28</b>	<b>0.73 <math>\pm</math> 0.12</b>	9.33

In general, we find that the performance of the similarity-based conflict detection approach varies with the datasets. With BERT-TFIDF embedding, we achieve F1-score of 90%, 88%, and 86% for UAV, PURE and WorldVista datasets, respectively. We also obtain better recall values for these datasets as 91%, 80%, and 86%, respectively, which shows the capability of our approach in identifying the conflicting requirements. For OpenCoss dataset, our approach shows relatively poor performance with an F1-score of 43% and recall value of 68%. In this dataset, the structure/text of the requirements are very similar to each other, and algorithm labels them as conflict based on the higher value of cosine similarity. For IBM-UAV dataset, we note that USE and BERT-TFIDF embeddings provides F1-score of 68% and 64%, respectively. Higher standard deviation values for this dataset can be explained by the smaller support for conflict class.

## 4.2 | Semantic Conflict Detection Results

In Phase II of the conflict detection approach, we validate the presence of conflicts semantically by extracting the useful entities from the requirements. It is also an additional step over the similarity-based conflict detection approach. Table 7 shows the entity-specific performance of the software-specific NER model with ‘Actor’ being the best performing entity with an F1-score of 85%. Other entities (Metric, Object, Operator, and Property) have lower support values in the test set which results into average performance. Because we directly use the NLTK package for general NER, we do not assess the entity extraction performance (e.g., to accurately identify nouns or verbs) for this method.

We choose the best performing embedding from Phase I to apply the semantic detection approach, and implement the software-specific NER and general NER techniques. Table 8 shows the comparative results for both NER models for the candidate conflict sets obtained from Phase I. For WorldVista, PURE, and IBM-UAV dataset, software-specific NER model works better than

**TABLE 7** Entity specific performance of software-specific NER model (ML-CRF) used in semantic conflict detection approach. Reported values are averaged over 5 folds and results are shown as “mean  $\pm$  standard deviation”.

	Precision	Recall	F1-score	Support
Action	0.80 $\pm$ 0.02	0.75 $\pm$ 0.03	0.78 $\pm$ 0.02	91.0
Actor	0.87 $\pm$ 0.04	0.83 $\pm$ 0.03	0.85 $\pm$ 0.03	86.0
Metric	0.68 $\pm$ 0.20	0.70 $\pm$ 0.11	0.68 $\pm$ 0.14	7.6
Object	0.76 $\pm$ 0.09	0.63 $\pm$ 0.09	0.68 $\pm$ 0.08	38.6
Operator	0.80 $\pm$ 0.18	0.58 $\pm$ 0.28	0.62 $\pm$ 0.17	6.0
Property	0.69 $\pm$ 0.04	0.63 $\pm$ 0.09	0.65 $\pm$ 0.03	130.0
Micro avg	0.77 $\pm$ 0.04	0.71 $\pm$ 0.03	0.74 $\pm$ 0.03	359.2
Macro avg	0.77 $\pm$ 0.04	0.69 $\pm$ 0.06	0.71 $\pm$ 0.05	359.2
Weighted avg	0.77 $\pm$ 0.03	0.71 $\pm$ 0.03	0.74 $\pm$ 0.03	359.2

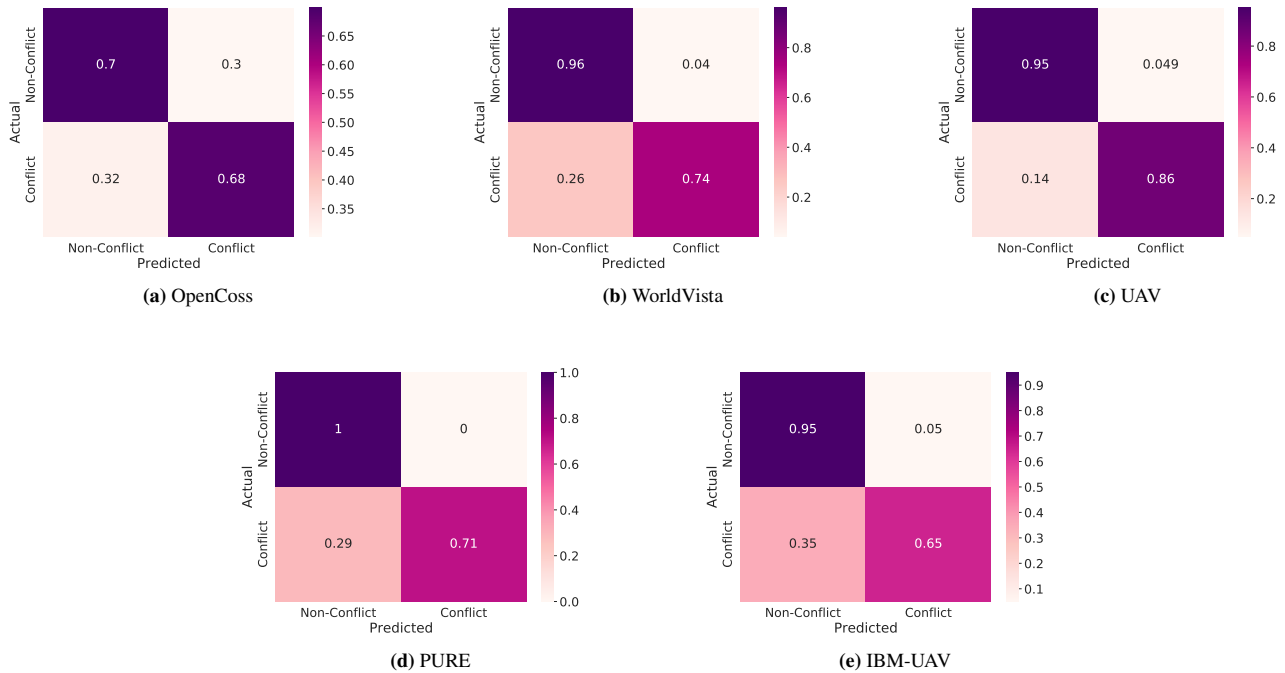
general NER with the F1-score of 82%, 88%, and 69%, respectively. For OpenCoss and UAV datasets, general entity extraction of nouns and verbs outperforms software NER with the F1-score of 47% and 87%, respectively.

**TABLE 8** Performance of semantic conflict detection approach with NER methods and best sentence embedding (BERT-TFIDF) from Phase I. Reported values are averaged over 3 folds and results are shown as “mean  $\pm$  standard deviation”. F1-score shows the relative and absolute percentage change in comparison to Phase I results.

Dataset	NER Method	F1-score	Recall	Precision	Support
OpenCoss	<b>General NER</b>	<b>0.47 <math>\pm</math> 0.04</b> ( $\uparrow$ <b>0.04 / 9.30%</b> )	<b>0.68 <math>\pm</math> 0.23</b>	<b>0.41 <math>\pm</math> 0.13</b>	7.33
	Software NER	0.43 $\pm$ 0.04	0.68 $\pm$ 0.23	0.34 $\pm$ 0.06	7.33
WorldVista	General NER	0.70 $\pm$ 0.12	0.57 $\pm$ 0.16	0.96 $\pm$ 0.05	18.66
	<b>Software NER</b>	<b>0.82 <math>\pm</math> 0.03</b> ( $\downarrow$ <b>0.04 / -4.65%</b> )	<b>0.74 <math>\pm</math> 0.08</b>	<b>0.87 <math>\pm</math> 0.06</b>	18.66
UAV	<b>General NER</b>	<b>0.87 <math>\pm</math> 0.04</b> ( $\downarrow$ <b>0.03 / -3.33%</b> )	<b>0.86 <math>\pm</math> 0.07</b>	<b>0.88 <math>\pm</math> 0.03</b>	11.66
	Software NER	0.80 $\pm$ 0.02	0.74 $\pm$ 0.00	0.86 $\pm$ 0.04	11.66
PURE	General NER	0.84 $\pm$ 0.17	0.76 $\pm$ 0.24	1.00 $\pm$ 0.00	14.00
	<b>Software NER</b>	<b>0.88 <math>\pm</math> 0.11</b> ( <b>0.00 / 0.00%</b> )	<b>0.80 <math>\pm</math> 0.17</b>	<b>1.00 <math>\pm</math> 0.00</b>	14.00
IBM-UAV	General NER	0.63 $\pm$ 0.19	0.55 $\pm$ 0.22	0.82 $\pm$ 0.13	9.33
	<b>Software NER</b>	<b>0.69 <math>\pm</math> 0.25</b> ( $\uparrow$ <b>0.05 / 7.93%</b> )	<b>0.65 <math>\pm</math> 0.30</b>	<b>0.77 <math>\pm</math> 0.20</b>	9.33

The added step of semantic conflict detection aims to reduce the uncertainty in labeling a particular requirement as conflict solely based on the similarity measure. Table 8 also reports the absolute and relative percentage change in F1-score with respect to Phase I for all the requirement sets. We observe an absolute improvement in F1-score for OpenCoss and IBM-UAV datasets by 4% and 5%, respectively. There is also a drop of 3% and 4% F1-score for WorldVista and UAV dataset compared to the results presented in Table 6. For PURE, Phase II does not lead to any change in performance.

Figure 3 shows the binary classification results in the form of normalized confusion matrices averaged over 3 folds, where the ‘conflict’ class is taken as the positive label. In general, our approach gives good performance in identifying the non-conflict class, and, for the conflict class, the performance is highly impacted by the distribution of the class labels. We manage to improve the number of true positives in OpenCoss and IBM-UAV datasets. Alongside, we notice an increase in false positives and false negatives for all the datasets. We also present the detailed confusion matrices for each dataset across 3-folds in appendix (see Section 6).



**FIGURE 3** Classification results in the form of normalised confusion matrices (‘Conflict’ as positive class) with semantic conflict detection approach.

## 5 | CONCLUSION

Software project development typically requires precise and unambiguous requirements to ensure timely delivery of software projects. Previous studies suggest converting the software requirements into formal representations before the detection of ambiguities and conflicts in the requirement set. On the other hand, the majority of SRS documents are written in natural language. We develop a two-phase process for automatic conflict detection from SRS documents which works directly on natural language-based requirements. In Phase I, with the help of transformer-based sentence embeddings, we convert the software requirements into numeric vectors, and determine the similarity between the requirements using cosine similarity. Next, we employ the ROC curves to determine the cosine similarity cutoff, which help obtaining the candidate conflict set. In Phase II, we apply the general and software-specific NER to extract the meaningful entities from the candidate requirements and calculate the overlapping entity ratio to determine the final set of conflicts.

In general, our conflict detection technique works well with four requirement datasets. In similarity-based conflict detection, BERT-TFIDF achieves better results for all the datasets and provides higher overall F1-score values. In semantic conflict detection, we manage to improve the efficacy of Phase I in identifying the conflicts by 4% - 5% in terms of F1-score in certain datasets. However, for some other datasets, we notice that F1-score remains the same or there is a drop compared to Phase I results. Regardless, we consider Phase II as a technique to verify the embedding-based similarity with semantic-based similarity.

We concur that NLP domain is highly dynamic and new methods (e.g., embeddings) are developed at a fast pace. In this regard, we aim to extend our analysis by using other transformer-based sentence embeddings. Similarly, transformer-based NER models can be explored to improve the entity extraction performance. Furthermore, we plan to expand our work to identify the duplicate requirements in the SRS documents, which require a more nuanced algorithm to distinguish conflicts from duplicates.

## ACKNOWLEDGEMENTS

The authors would like to thank Raad Al-Husban for his valuable help in data preparation and conceptualization steps of this work.

## DATA AVAILABILITY STATEMENT

Full research data are not shared due to confidentiality reasons.

## References

1. Shah US, Jinwala DC. Resolving ambiguities in natural language software requirements: a comprehensive survey. *ACM SIGSOFT Software Engineering Notes* 2015; 40(5): 1–7.
2. Osman MH, Zaharin MF. Ambiguous software requirement specification detection: An automated approach. In: IEEE. ; 2018: 33–40.
3. Aldekhail M, Chikh A, Ziani D. Software requirements conflict identification: review and recommendations. *Int J Adv Comput Sci Appl (IJACSA)* 2016; 7(10): 326.
4. Egyed A, Grunbacher P. Identifying requirements conflicts and cooperation: How quality attributes and automated traceability can help. *IEEE software* 2004; 21(6): 50–58.
5. Guo W, Zhang L, Lian X. Automatically detecting the conflicts between software requirements based on finer semantic analysis. *arXiv preprint arXiv:2103.02255* 2021.
6. Merugu R, Chinnam SR. Automated cloud service based quality requirement classification for software requirement specification. *Evolutionary Intelligence* 2021; 14(2): 389–394.
7. Zhao L, Alhoshan W, Ferrari A, et al. Natural Language Processing for Requirements Engineering: A Systematic Mapping Study. *ACM Computing Surveys (CSUR)* 2021; 54(3): 1–41.
8. Ezzini S, Abualhaija S, Arora C, Sabetzadeh M, Briand LC. Using domain-specific corpora for improved handling of ambiguity in requirements. In: IEEE. ; 2021: 1485–1497.
9. Zhou Y, Tong Y, Gu R, Gall H. Combining text mining and data mining for bug report classification. *Journal of Software: Evolution and Process* 2016; 28(3): 150–176.
10. Aggarwal K, Timbers F, Rutgers T, Hindle A, Stroulia E, Greiner R. Detecting duplicate bug reports with software engineering domain knowledge. *Journal of Software: Evolution and Process* 2017; 29(3): e1821.
11. Diamantopoulos T, Roth M, Symeonidis A, Klein E. Software requirements as an application domain for natural language processing. *Language Resources and Evaluation* 2017; 51(2): 495–524.
12. Sabriye AOJ, Zainon WMNW. A framework for detecting ambiguity in software requirement specification. In: IEEE. ; 2017: 209–213.
13. Handbook A. From Contract Drafting to Software Specification: Linguistic Sources of Ambiguity. 2003.
14. Mairiza D, Zowghi D, Nurmuliani N. Managing conflicts among non-functional requirements. In: University of Technology, Sydney. ; 2009.
15. Kim M, Park S, Sugumaran V, Yang H. Managing requirements conflicts in software product lines: A goal and scenario based approach. *Data & Knowledge Engineering* 2007; 61(3): 417–432.
16. Butt WH, Amjad S, Azam F. Requirement conflicts resolution: using requirement filtering and analysis. In: Springer. ; 2011: 383–397.
17. Moser T, Winkler D, Heindl M, Biffi S. Requirements management with semantic technology: An empirical study on automated requirements categorization and conflict analysis. In: Springer. ; 2011: 3–17.
18. Viana T, Zisman A, Bandara AK. Identifying conflicting requirements in systems of systems. In: IEEE. ; 2017: 436–441.

19. Whittle J, Sawyer P, Bencomo N, Cheng BH, Bruel JM. RELAX: a language to address uncertainty in self-adaptive systems requirement. *Requirements Engineering* 2010; 15(2): 177–196.
20. Manning CD, Surdeanu M, Bauer J, Finkel JR, Bethard S, McClosky D. The Stanford CoreNLP natural language processing toolkit. In: stanford. ; 2014: 55–60.
21. Ghosh S, Elenius D, Li W, Lincoln P, Shankar N, Steiner W. Automatically extracting requirements specifications from natural language. *arXiv preprint arXiv:1403.3142* 2014.
22. Li W. *Specification mining: New formalisms, algorithms and applications*. University of California, Berkeley . 2013.
23. Polpinij J, Ghose A. An automatic elaborate requirement specification by using hierarchical text classification. In: . 1. IEEE. ; 2008: 706–709.
24. Subha R, Palaniswami S. Ontology extraction and semantic ranking of unambiguous requirements. *Life Science Journal* 2013; 10(2): 131–8.
25. Sharma R, Bhatia J, Biswas K. Machine learning for constituency test of coordinating conjunctions in requirements specifications. In: ACM. ; 2014: 25–31.
26. Sardinha A, Chitchyan R, Weston N, Greenwood P, Rashid A. EA-Analyzer: automating conflict detection in a large set of textual aspect-oriented requirements. *Automated Software Engineering* 2013; 20(1): 111–135.
27. Oo KH, Nordin A, Ismail AR, Sulaiman S. An Analysis of Ambiguity Detection Techniques for Software Requirements Specification (SRS). *International Journal of Engineering & Technology* 2018; 7(2.29): 501–505.
28. Das S, Deb N, Cortesi A, Chaki N. Sentence embedding models for similarity detection of software requirements. *SN Computer Science* 2021; 2(2): 1–11.
29. Cleland-Huang J, Vierhauser M, Bayley S. Dronology: An incubator for cyber-physical system research. *arXiv preprint arXiv:1804.02423* 2018.
30. Mavin A, Wilkinson P, Harwood A, Novak M. Easy approach to requirements syntax (EARS). In: IEEE. ; 2009: 317–322.
31. Ferrari A, Spagnolo GO, Gnesi S. Pure: A dataset of public requirements documents. In: IEEE. ; 2017: 502–505.
32. Cer D, Yang Y, Kong Sy, et al. Universal sentence encoder. *arXiv preprint arXiv:1803.11175* 2018.
33. Aizawa A. An information-theoretic perspective of tf-idf measures. *Information Processing & Management* 2003; 39(1): 45–65.
34. Devlin J, Chang MW, Lee K, Toutanova K. Bert: Pre-training of deep bidirectional transformers for language understanding. *arXiv preprint arXiv:1810.04805* 2018.
35. McInnes L, Healy J, Melville J. Umap: Uniform manifold approximation and projection for dimension reduction. *arXiv preprint arXiv:1802.03426* 2018.
36. Corley CD, Mihalcea R. Measuring the semantic similarity of texts. In: ACL. ; 2005: 13–18.
37. Gao X, Wu S. Hierarchical clustering algorithm for binary data based on cosine similarity. In: IEEE. ; 2018: 1–6.
38. Rupp C, Simon M, Hocker F. Requirements engineering und management. *HMD Praxis der Wirtschaftsinformatik* 2009; 46(3): 94–103.
39. Khin NPP, Aung TN. Analyzing tagging accuracy of part-of-speech taggers. In: Springer. ; 2015: 347–354.

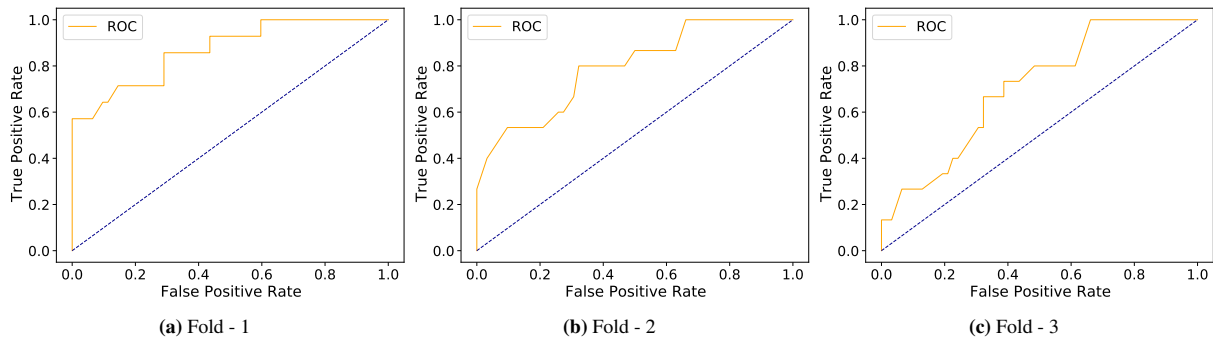


## 6 | APPENDIX

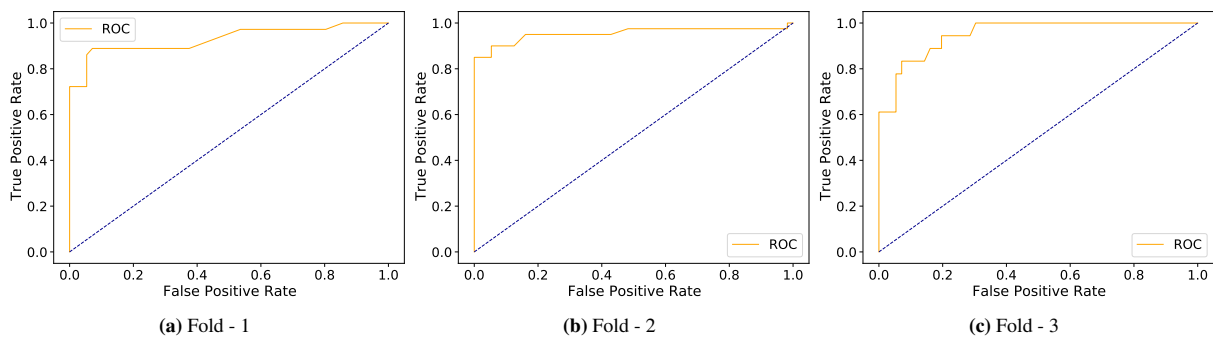
This section is structured into two parts. We first present the detailed results for each dataset for similarity-based conflict detection technique. Then, we present the normalized confusion matrices for each dataset for the semantic conflict detection technique.

### 6.1 | ROC Curves for Threshold Detection

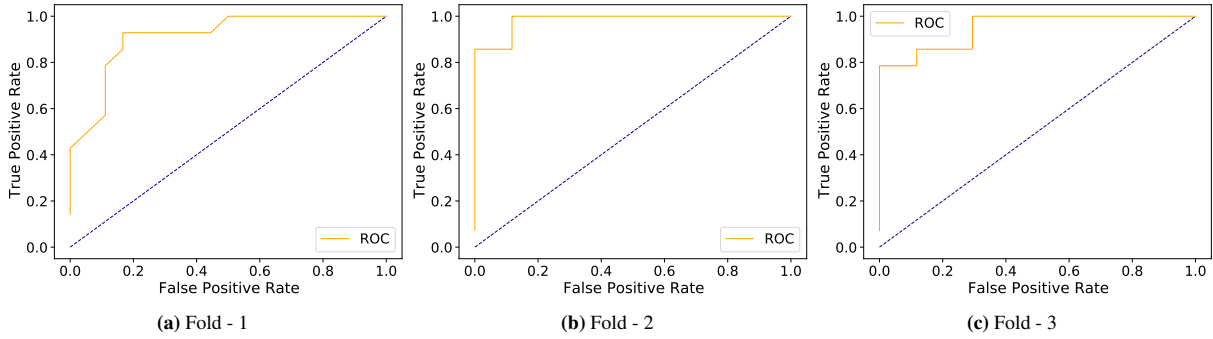
Figure 4,5,6, and 7 shows the ROC curves obtained from the 3-fold cross validation over all the requirement sets. These curves facilitate the process of finding the cosine similarity threshold in Phase I.



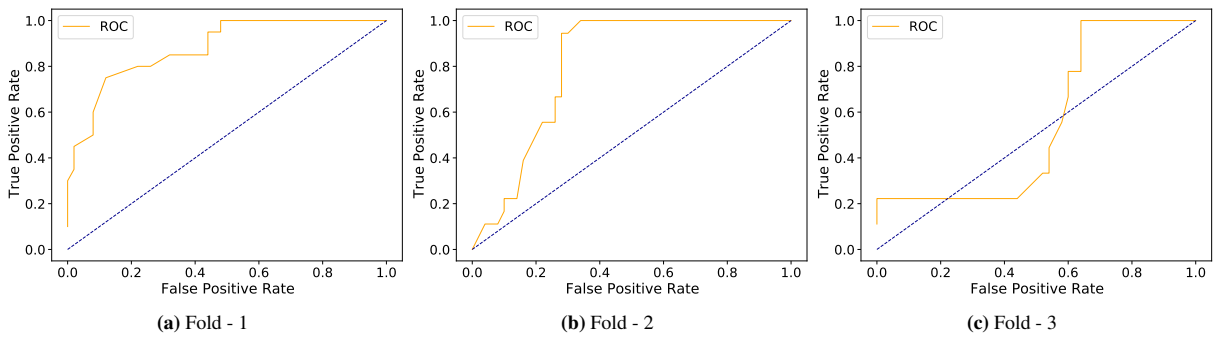
**FIGURE 4** ROC curves for OpenCoss requirement set with BERT-TFIDF embedding across 3 folds



**FIGURE 5** ROC curves for WorldVista requirement set with BERT-TFIDF embedding across 3 folds



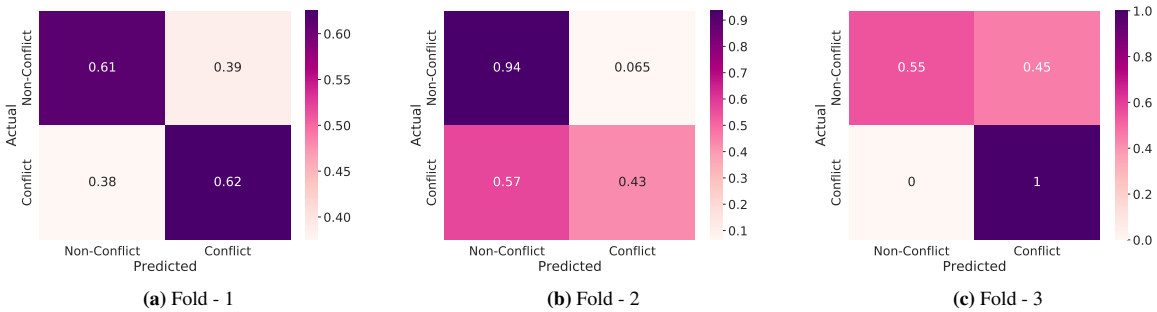
**FIGURE 6** ROC curves for PURE requirement set with BERT-TFIDF embedding across 3 folds



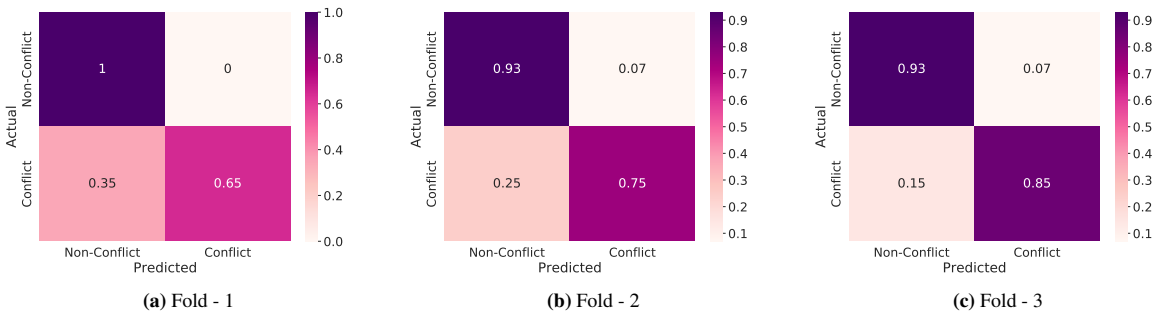
**FIGURE 7** ROC curves for IBM-UAV requirement set with BERT-TFIDF embedding across 3 folds

## 6.2 | Detailed Classification Results for Phase II

Figure 8 shows the performance of the semantic conflict detection technique over OpenCoss dataset. We observe variability in the results in each fold as higher number of FPs is contributing towards lower F1-scores. Figure 9 and 10 for WorldVista and UAV datasets, respectively, shows consistent results over all the folds, and we are able to capture the requirement conflicts with significant accuracy. Figure 11 shows the dominance of the FN values in the PURE dataset in the first fold, which distorts the overall F1-score for the conflict class. Figure 12 for IBM-UAV dataset shows great performance in second and third fold, however, first fold shows an increase in FN which contributes to lower F1-scores for the conflict class.

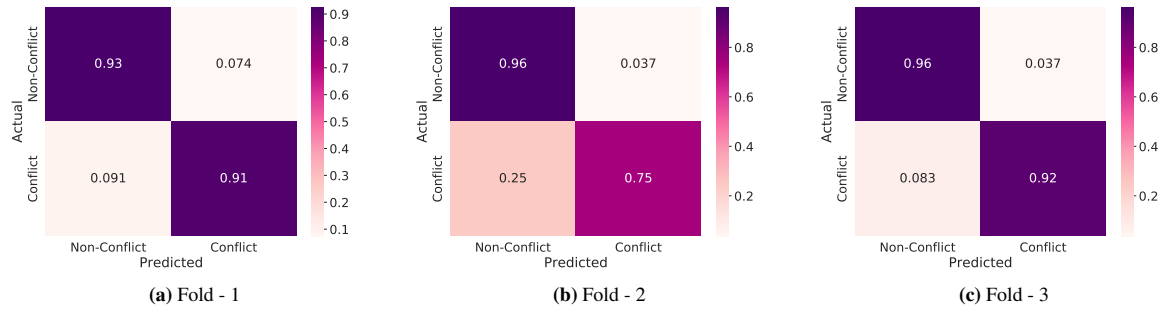


**FIGURE 8** Normalized confusion matrices for OpenCoss dataset in each fold.

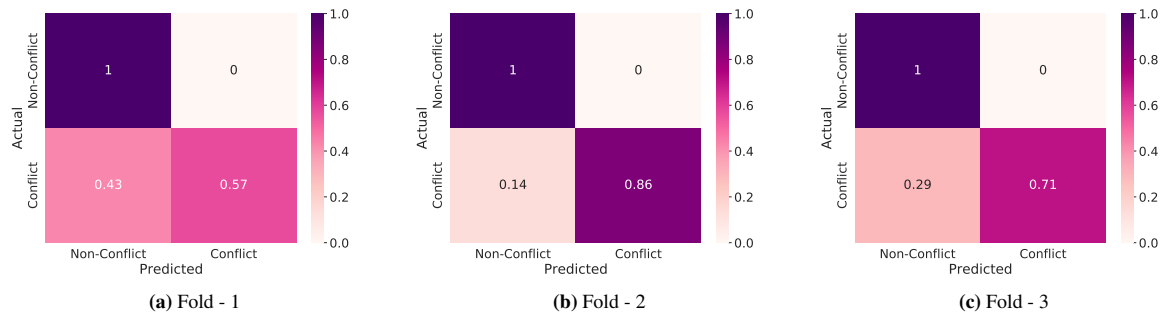


**FIGURE 9** Normalized confusion matrices for WorldVista dataset in each fold.

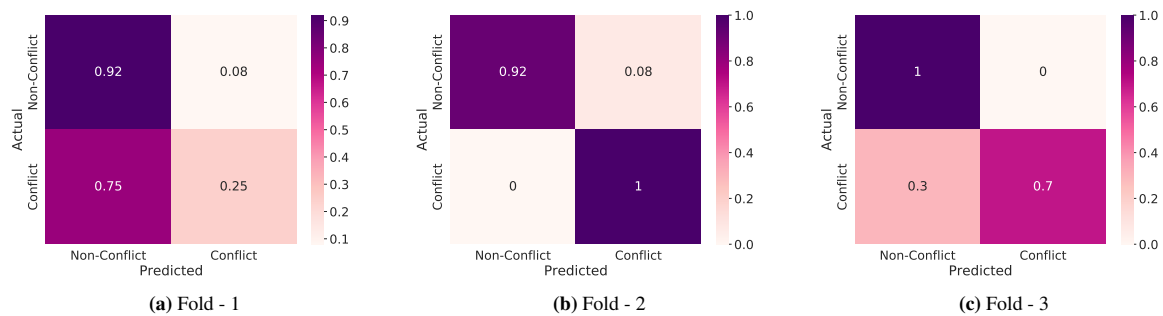




**FIGURE 10** Normalized confusion matrices for UAV dataset in each fold.



**FIGURE 11** Normalized confusion matrices for PURE dataset in each fold.



**FIGURE 12** Normalized confusion matrices for IBM-UAV dataset in each fold.