

A New Order Parameter for the Higgs Transition in $SU(2)$ -Higgs Theory

Mridupawan Deka^{1,2,*} and Sanatan Digal^{2,†}

¹*Bogoliubov Laboratory of Theoretical Physics, JINR, 141980 Dubna, Russia*

²*Institute of Mathematical Sciences, Chennai 600113, India*

Abstract

We investigate the Higgs transition within the four dimensional $SU(2)$ - gauge-Higgs model in search for an order parameter as a function of the Higgs field hopping parameter, κ , using Lattice technique. We measure the Higgs condensate after applying Landau Gauge Fixing and study the corresponding susceptibility, magnetization and fourth order Binder cumulant using four different spatial volumes with $N_\tau = 2$. The computation is carried out with gauge coupling, $\beta_g = 8$, for a range of scalar self-coupling, $\lambda = \{0.00010, 0.00350\}$, with emphasis near the critical end-point. Finite size scaling analysis of the gauge fixed condensate and its cumulants agree with the standard 3d Ising values $\nu = 0.62997$, $\beta/\nu = 0.518$, $\gamma/\nu = 1.964$ at $\lambda = 0.00150$. These results are in agreement with previous studies suggesting 3d Ising universality class. The numerical results also indicate that, at the transition point, the gauge fixed condensate vanishes in the infinite volume limit.

PACS numbers: 11.10.Wx, 11.15.Ha, 11.15.-q

* mpdeka@theor.jinr.ru

† digal@imsc.res.in

I. INTRODUCTION

The understanding of the phase structure of $SU(2)$ –Higgs theory has crucial cosmological and experimental consequences [1–4]. Over the years, several non-perturbative lattice studies have been devoted in this regard [5–29] (For reviews, please see [30–32]). These studies find that the nature of Higgs transition varies with Higgs quartic coupling (λ). With increase in λ , the strength of this transition weakens and eventually becomes a crossover for large λ . The 1st order transition and crossover regions are separated by a 2nd order critical end-point at λ_c [23]. There are similar examples in QCD, spin-models, condensed matter systems etc. where lines/surfaces of second order transition that separate 1st order and crossover regions in the phase diagram [33–35]. Many attempts have been made to study the universality class of such critical end-points in different theories [9, 33–35]. These end-points are expected to belong to the universality class of the Ising model [9, 34–40]. In the electroweak theory, the critical end-point in dimensionally reduced $SU(2)$ –Higgs theory is studied in three dimensions [9]. The analysis of the critical behavior is done by identifying energy and magnetization like observables [35]. The distribution of these observables, higher cumulants and the extracted critical exponents, clearly show that the end-point is in the 3d Ising universality class.

In ref. [9], a linear combinations of various gauge invariant observables plays the role of magnetization. Another orthogonal linear combination plays the role of energy like observable. These linear combinations change with the bare parameters of the theory. Though, gauge invariant observables can be used to study nature of transitions, it is desirable to have an order parameter for the Higgs transition. In the absence of gauge symmetry, the Higgs condensate (volume average of the Higgs field) plays the role of order parameter. Gauge symmetry renders the condensate unphysical. However, it can be made well behaved by suitable choice of a gauge. It is expected that the choice of a gauge will not affect physical quantities such as critical exponents. Note that the necessity of a suitable order parameter exists in other theories gauge theories, such as in high density QCD to describe the normal to colour superconducting transition.

In the present work, we propose that Higgs condensate, Φ , in the Landau gauge (denoted by Φ^g) as an order parameter for the Higgs transition in $SU(2)$ –Higgs theory. In 3 + 1 dimensions, Φ^g and its cumulants are computed using Monte Carlo simulation of the partition function by varying the Higgs hopping parameter (κ) and the quartic coupling. It is observed that the partition function average of Φ^g behaves similar to that of magnetization in spin models. For small λ , the Higgs transition is of 1st order, and Φ^g is found to vary discontinuously across the transition point. With the increase in λ , the Higgs transition weakens which is also seen in Φ^g behavior. The jump in Φ^g across the transition point decreases with λ . At a critical point λ_c , Φ^g varies continuously. However, various cumulants of Φ^g show singular behavior. However, the Finite Size Scaling (FSS) analysis of various cumulants of Φ^g show singular behavior. The observed scaling behavior is consistent with 3d Ising universality class and deviates from the universality class of the 3d $O(4)$ spin models [41, 42]. FSS of Φ^g suggests that it vanishes at the critical point in the infinite volume limit. It also vanishes in the high temperature or Higgs symmetric phase at least for $\lambda < \lambda_c$. We would like to mention here that Φ^g , as an order parameter, reasonably reproduces the previous results. A linear combination along the lines of previous studies may further fine tune the results.

The draft is organized as follows. In Sec. II, we provide the lattice definition of the $SU(2)$ -

Higgs theory. In Sec. III, we discuss the numerical procedures for our work. This includes the Landau Gauge Fixing in Lattice. In Sec. IV, we analyze our data using FSS, while we present the magnetization study at various λ 's in Sec. V. Finally, we present the discussion and conclusion of our study in Sec. VI.

II. LATTICE FORMALISM

The continuum action of $SU(2)$ gauge-Higgs theory is discretized in Lattice as,

$$S = \sum_x \left[\sum_{\mu > \nu} \frac{\beta}{2} \text{Tr} U_{x,\mu\nu} + \sum_{\mu} \kappa \text{Tr} \left(\phi_x^\dagger U_{x,\mu} \phi_{x+\hat{\mu}} \right) - \frac{1}{2} \text{Tr} \left(\phi_x^\dagger \phi_x \right) - \lambda \left(\frac{1}{2} \text{Tr} \left(\phi_x^\dagger \phi_x \right) - 1 \right)^2 \right], \quad (1)$$

where $U_{x,\mu} \in SU(2)$ is a link variable, and $U_{x,\mu\nu}$ is a product of four link variables which form a plaquette, and ϕ_x is $2 \otimes 2$ matrix in isospin space describing the Higgs scalar field. The bare parameters $\beta_g \equiv 4/g^2$ is the gauge coupling, λ is the scalar quartic coupling, and κ is the scalar hopping parameter which is related to the bare mass square by the relation, $\mu_0^2 = (1 - 2\lambda) \kappa^{-1} - 8$.

In order to search for an order parameter, we apply Landau gauge fixing, $\partial_\mu A_\mu = 0$, and construct the condensate, Φ^g . We then study the behavior of the susceptibility, magnetization and fourth order Binder cumulant of Φ^g at various values of κ and λ while $\beta_g = 8$ is kept fixed.

We devote a significant part of our study near the end-point for 1st order transition, We observe that while Φ^g varies continuously, susceptibilities and fourth order Binder cumulants show singular behavior. We perform FSS by using standard exponents to see whether Φ^g and its cumulants scale accordingly.

III. NUMERICAL PROCEDURE AND PARAMETERS

For Monte Carlo simulations, we use the pure gauge part of the publicly available MILC code [43] and modify it to accommodate the Higgs fields. To update the gauge fields, we first use the standard heat bath algorithm [44, 45], and then update Higgs fields using pseudo heat bath algorithm [13]. We then again update the gauge fields using 4 overrelaxation steps [46] after which Higgs fields are updated again using pseudo heat bath algorithm. To reduce auto-correlation between successive configurations, we carry out 50 cycles of this updating procedure between two subsequent measurements. We test our codes to reproduce histogram profiles similar to Ref. [22]. For our simulations, we use four spatial volumes, $N_s = 20, 24, 32, 40$ while the temporal lattice extent is kept at $N_\tau = 2$ [23].

To implement Landau gauge fixing, we maximize the following quantity

$$H = \sum_x \sum_{\mu=1}^4 \text{Re} [\text{Tr} U_{x,\mu}]. \quad (2)$$

In order to maximize H , we separately apply two different methods as described in [47]. One of the methods is the standard $SU(2)$ subgroup method, and the other one is Overrelaxed Steepest Descent method. This was done to check whether both the methods arrive at the

same global maxima. In addition, we use single, double and quadruple precisions in our simulations so that we are able to set our convergence conditions accordingly. We find that both the methods for maximization of H as well as the different precisions produce similar results. Eventually, as described in [47], we combine both $SU(2)$ subgroup and Overrelaxed Steepest Descent methods to speed up gauge fixing. First, we apply $SU(2)$ subgroup method to bring the configuration close to the maximum, and then apply Overrelaxed Steepest Descent method for the final convergence. We set our overrelaxation parameter, $\omega = 1.98$, and we use double precision for all our simulations. For convergence of $SU(2)$ subgroup method, we measure

$$h \sim \frac{H}{N_s^3 N_\tau}, \quad (3)$$

We set the convergence condition at the i th iteration as,

$$|h_i - h_{i-1}| < 10^{-12}. \quad (4)$$

For the Steepest Descent method, we measure

$$\Delta = \frac{1}{N_s^3 N_\tau} \sum_x \frac{1}{2} \sum_{\mu=1}^4 \frac{1}{4} \text{Tr} [\Delta_{x,\mu} \Delta_{x,\mu}^\dagger], \quad (5)$$

where

$$\Delta_{x,\mu} = U_{x-\hat{\mu},\mu} - U_{x,\mu} - \text{h.c.} - \text{trace}. \quad (6)$$

We set the convergence condition for Δ_j at the j th iteration as,

$$|\Delta_j| < 10^{-15}. \quad (7)$$

Simulations are performed for a wide range of κ and λ values. We focus our studies at $\lambda = 0.00116, 0.00132$ and 0.00150 . For each of them, we generate 2.5 million trajectories out of which gauge fixing is performed on every 50-th trajectory at each κ . This gives us a total 50 000 gauge-fixed configurations for each κ . The parameters are listed in Table I. For each of other values of λ , we generate 500 000 trajectories instead out of which every 50-th trajectory is selected for gauge fixing giving 10 000 gauge-fixed configurations for each κ . The reduced statistics is due to the limitations in computational resources. The parameters are listed in Table II. All the error analyses in this study are carried out using Jackknife method with bin size determined such a way that the total number of bins is 100.

TABLE I. Simulation parameters near λ_c .

β_g	λ	N_s	N_τ	κ	Confs.	Trajectories between consecutive confs.
	0.00116	20, 24, 32, 40	2	{0.129390, 0.129550}	50 000	50
8.0	0.00132	20, 24, 32, 40	2	{0.129420, 0.129820}	50 000	50
	0.00150	20, 24, 32, 40	2	{0.129500, 0.130000}	50 000	50

IV. FINITE SIZE SCALING ANALYSIS

We study FSS of magnetization, susceptibility, total susceptibility and fourth order Binder cumulant which are defined as

$$\text{Magnetization} \quad : \quad \langle |\Phi^g| \rangle = \left\langle \frac{1}{N_s^3 N_t} \sqrt{\sum_{i=1}^4 \left(\sum_x \phi_{i,x} \right)^2} \right\rangle, \quad (8)$$

$$\text{Susceptibility, } \chi^c \quad : \quad V \left(\langle \Phi^{g^2} \rangle - \langle \Phi^g \rangle^2 \right), \quad (9)$$

$$\text{Total Susceptibility, } \chi \quad : \quad V \langle \Phi^{g^2} \rangle, \quad (10)$$

$$\text{Binder Cumulant, } B_4 \quad : \quad 1 - \frac{\langle \Phi^{g^4} \rangle}{3 \langle \Phi^{g^2} \rangle^2}. \quad (11)$$

where $\langle \dots \rangle$ stands for gauge average, and $V = N_s^3$ is the spatial volume of the lattice. We use the superscript, c , in Eq. (9) to specify it as the Connected Susceptibility.

Our FSS study is performed at $\lambda = 0.00116, 0.00132$ and 0.00150 . Note that the first value of λ is found to be the critical end-point in Ref. [23]. The two higher λ values lie around $\sim +2\sigma$ of the first one. The reason to include these higher values of λ is discussed in the Sec. IV A. We list the run parameters in Table I.

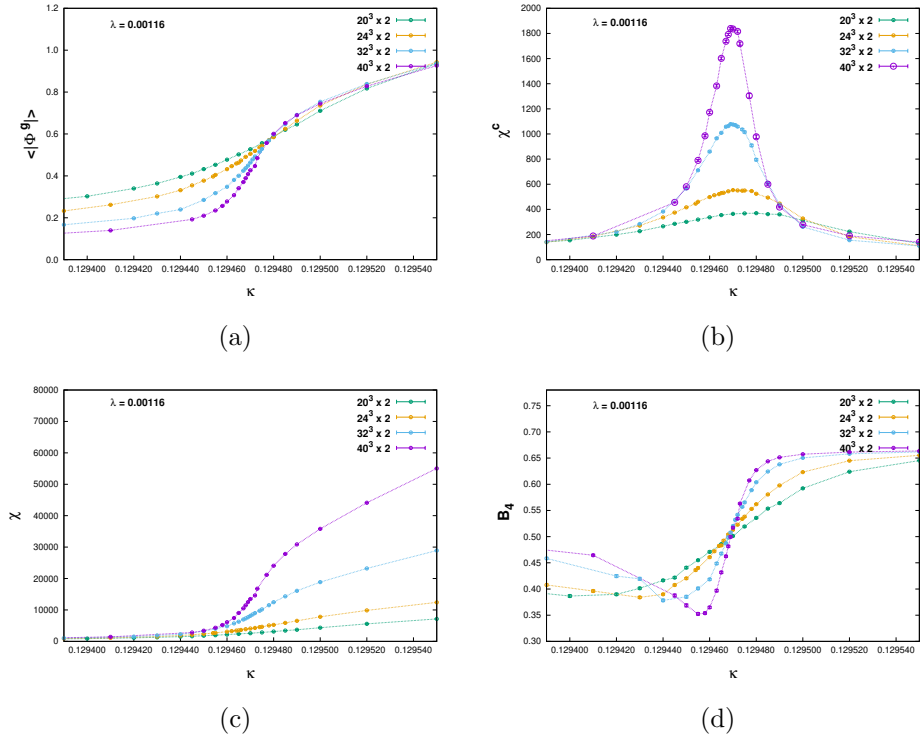


FIG. 1. (a) Magnetization (b) Connected susceptibility (c) Total susceptibility, and (d) Binder cumulant as functions of κ at $\lambda = 0.00116$. The dotted lines are not fitted and are for eye guides only.

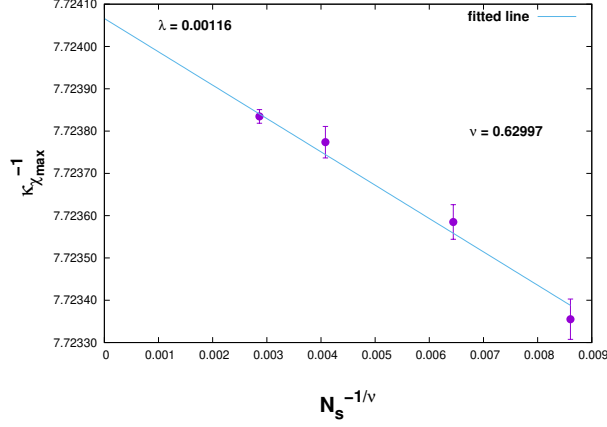


FIG. 2. The values of $\kappa_{\chi_{\max}}$ as a function of $N_s^{-1/\nu}$ at $\lambda = 0.00116$ for $N_s = 20, 24, 32$ and 40 . We set $\nu = 0.629971$. The intersection of the fitted straight line provides the value of κ_c .

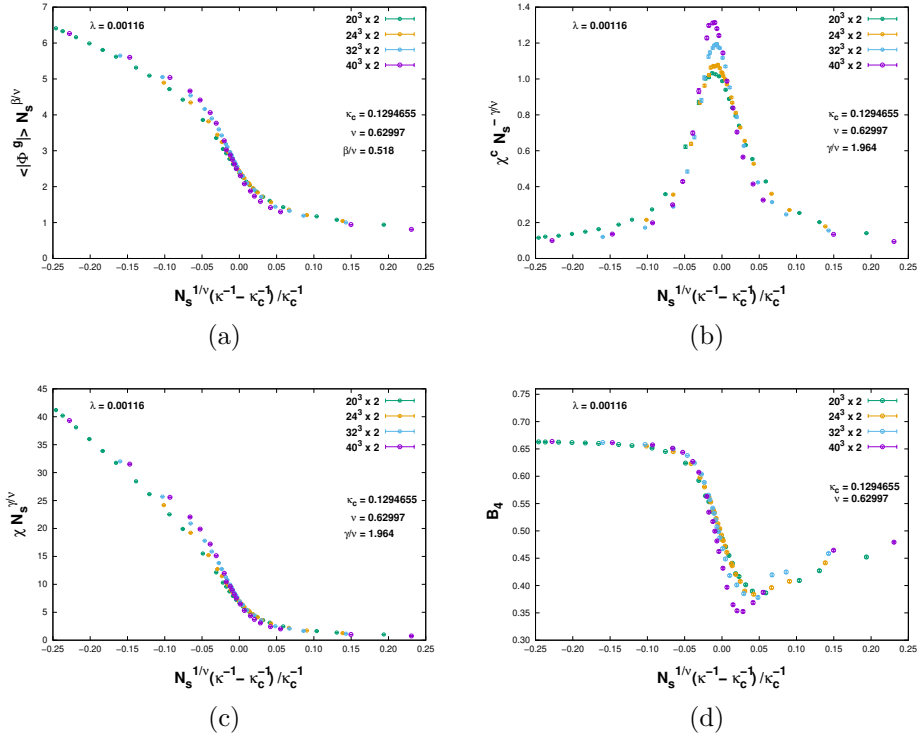


FIG. 3. Scaled (a) Magnetization (b) Connected susceptibility (c) Total susceptibility, and (d) Binder cumulant as functions of κ at $\lambda = 0.00116$.

A. $\lambda = 0.00116$

In Fig. 1, we plot magnetization, susceptibility, total susceptibility and Binder cumulant for $\lambda = 0.00116$. There are indications that all the four quantities behave similar to that of Ising Model. However, it is necessary to study further by scaling all the four quantities with the standard Ising exponents and see whether the scaled quantities follow the FSS behavior.

In order to carry out the scaling procedure, the corresponding critical value of κ needs to

be evaluated. To find κ_c , we first estimate the value of χ_{\max}^c for each volume and obtain the corresponding $\kappa_{\chi_{\max}^c}$. The standard procedure to find χ_{\max}^c is the Rewieghting method. It can be seen from Fig. 1(b) that we have a reasonable amount of data near the peak point for every volume. Thus, we instead use the Cubic Spline Interpolation method to generate a few hundred points close to $\kappa_{\chi_{\max}^c}$ for every Jackknife sample. From these sets of interpolated points, we find the values of χ_{\max}^c and the corresponding $\kappa_{\chi_{\max}^c}$ for each volume. The value of κ_c is then obtained by using the following FSS relation given by,

$$\kappa_{\chi_{\max}^c}^{-1} = \kappa_c^{-1} + a N_s^{-1/\nu}. \quad (12)$$

By using the standard value of $\nu = 0.629971$ for 3d Ising Model, we get the value of κ_c from the linear fit of $\kappa_{\chi_{\max}^c}$ as a function of $N_s^{-1/\nu}$ as (See Fig. 2),

$$\kappa_c = 0.1294655(5). \quad (13)$$

Using the value of κ_c from Eq. (13), and the standard 3d Ising values of $\gamma = 1.237075$ and $\beta = 0.326419$, the quantities are scaled. They are plotted in Fig. 3.

It can be clearly seen from Fig. 3 that quantities do not properly obey the scaling behavior. The differences are more visible in the cases of susceptibility and Binder cumulant. Further, no improvement in the scaling is seen by changing the universality class. We thus extend our study to other λ values for which scaling can be seen. We considered two other values of λ , namely $\lambda = 0.00132$ and 0.00150 , which are around $\sim 1\sigma$ and $\sim 2\sigma$ from $\lambda = 0.00116$, respectively.

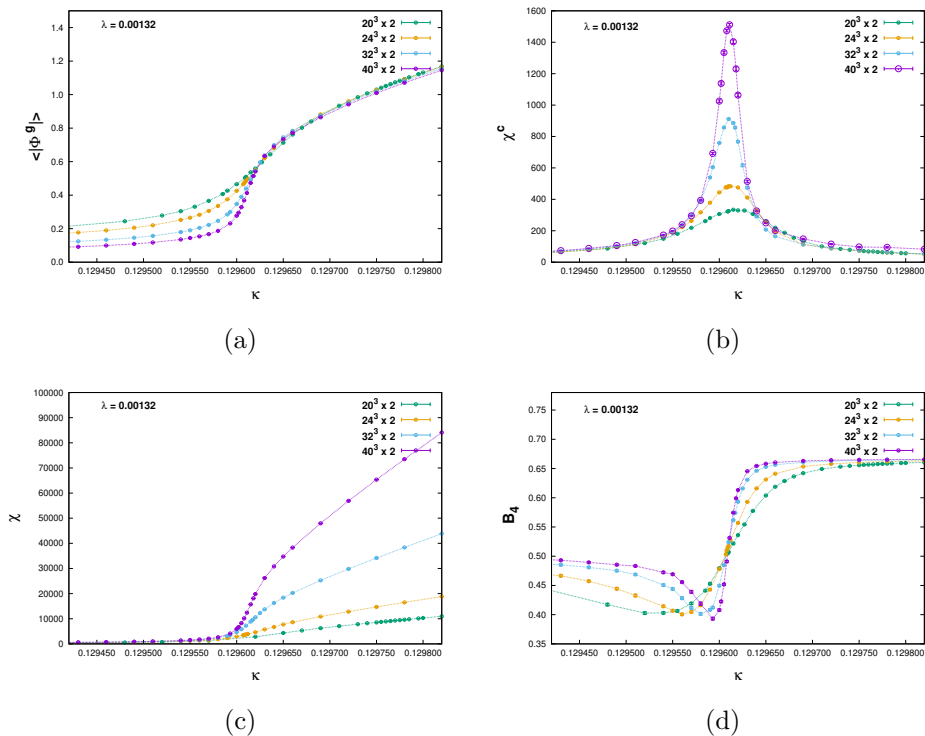


FIG. 4. (a) Magnetization (b) Connected susceptibility (c) Total susceptibility, and (d) Binder cumulant as functions of κ at $\lambda = 0.00132$. The dotted lines are for eye guides only.

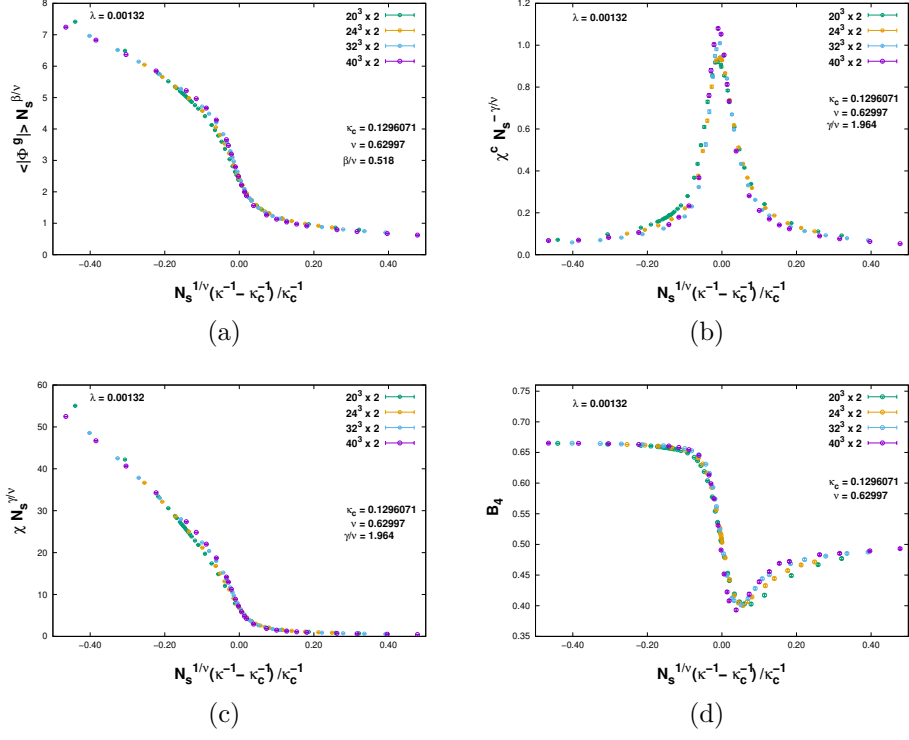


FIG. 5. Scaled (a) Magnetization (b) Connected susceptibility (c) Total susceptibility, and (d) Binder cumulant as functions of κ at $\lambda = 0.00132$.

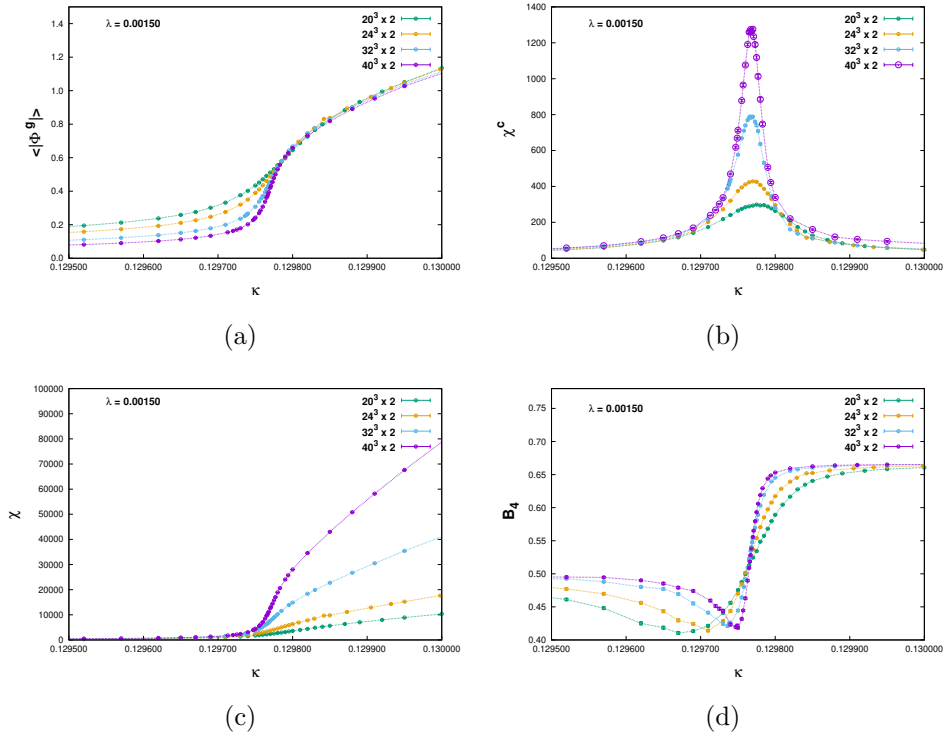


FIG. 6. (a) Magnetization (b) Connected susceptibility (c) Total susceptibility, and (d) Binder cumulant as functions of κ at $\lambda = 0.00150$. The dotted lines are for eye guides only.

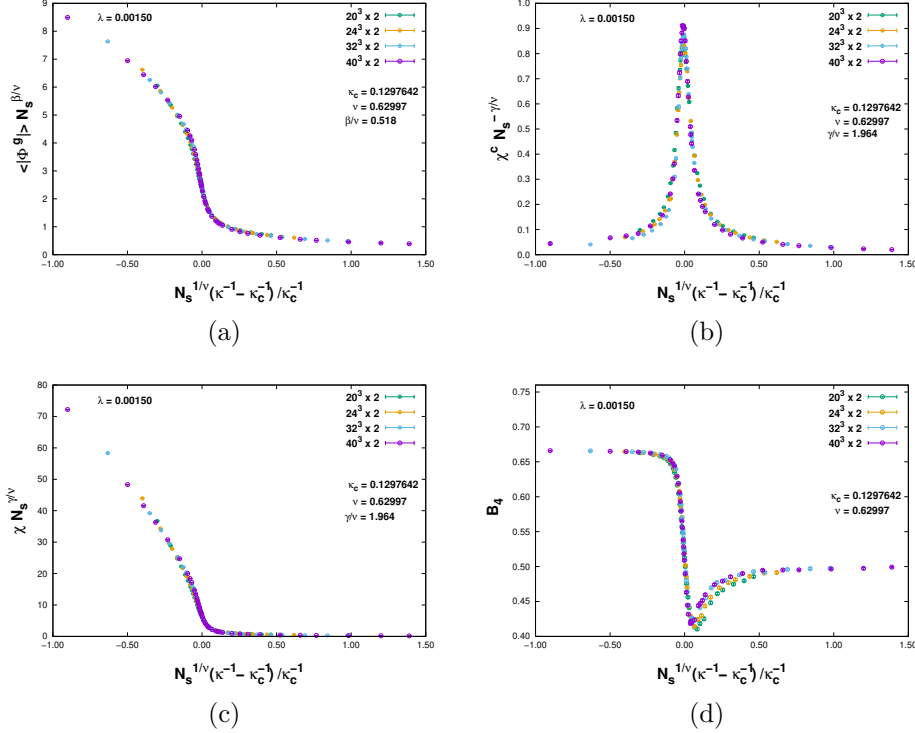


FIG. 7. Scaled (a) Magnetization (b) Connected susceptibility (c) Total susceptibility, and (d) Binder cumulant as functions of κ at $\lambda = 0.00150$.

B. $\lambda = 0.00132$ and 0.00150

We compute magnetization, susceptibility, total susceptibility and Binder cumulant for $\lambda = 0.00132$ and 0.00150 . They are plotted in Figs. 4 and 6, respectively. We again see Ising like behavior of these quantities. Note that the value of κ_c changes with the value of λ . We follow the same procedure as described in Sec. IV A to determine κ_c for $\lambda = 0.00132$ and 0.00150 . Thus, we get,

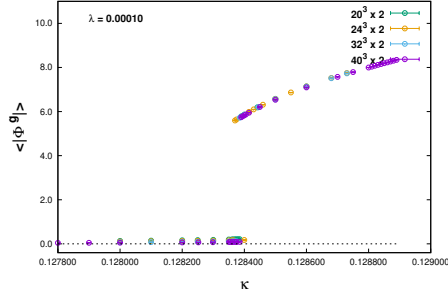
$$\kappa_c = 0.1296071(8) \quad \text{for } \lambda = 0.00132, \quad (14)$$

$$\kappa_c = 0.1297642(7) \quad \text{for } \lambda = 0.00150. \quad (15)$$

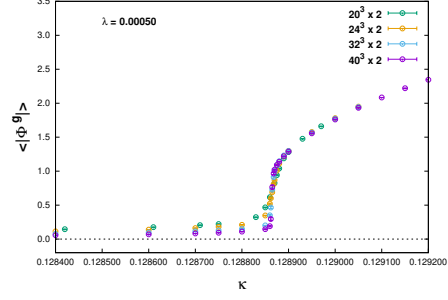
Using these values of k_c and the standard values of the exponents for 3d Ising Model, we scale the quantities as in Sec. IV A. They are plotted in Figs. 5 and 7, respectively. By comparing Figs. 3, 5 and 7, we see scaling for $\lambda = 0.00150$. This is an indication that Φ^g is a good order parameter. Also this suggests that the critical end-point is close to $\lambda = 0.00150$.

V. MAGNETIZATION AT VARIOUS OTHER λ 'S

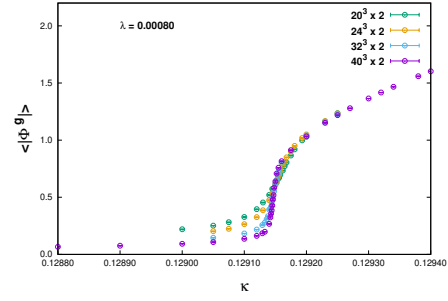
We further investigate whether Φ^g displays the behavior of a conventional order parameter as a function of λ . We study the magnetization for various λ values between $\{0.0001, 0.0035\}$. The simulation parameters for this study are listed in Table II. As mentioned in Sec. III, the number of configurations is restricted to 10 000 only for each combination of λ and κ .



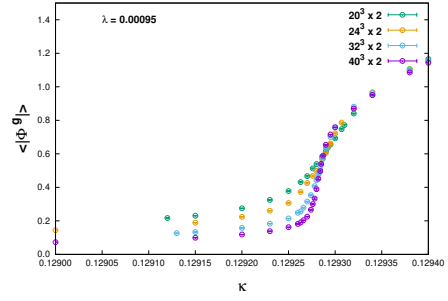
(a)



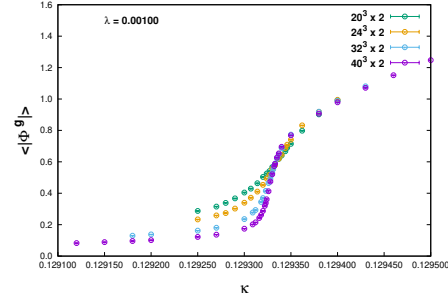
(b)



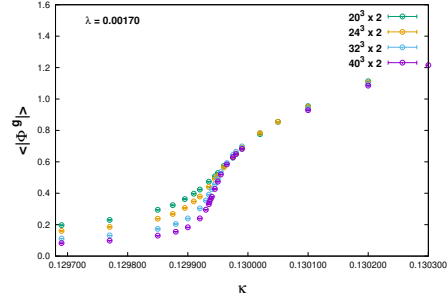
(c)



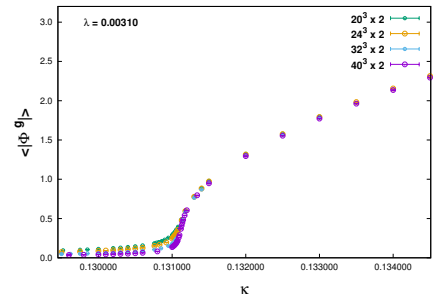
(d)



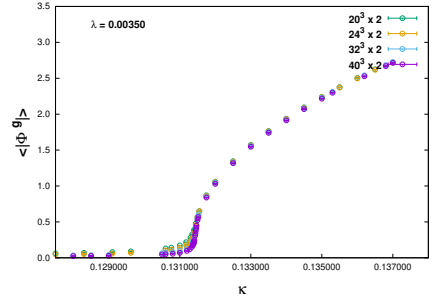
(e)



(f)



(g)



(h)

FIG. 8. Magnetization at various values of λ . (a) $\lambda = 0.00010$, (b) $\lambda = 0.00050$, (c) $\lambda = 0.00080$, (d) $\lambda = 0.00095$, (e) $\lambda = 0.00100$, (f) $\lambda = 0.00170$, (g) $\lambda = 0.00310$, and (h) $\lambda = 0.00350$.

TABLE II. Run parameters for other λ 's.

β_g	λ	N_s	N_τ	κ	Confs.	Trajectories between consecutive confs.
8.0	0.00010	20, 24, 32, 40	2	{0.127800, 0.128890}	10 000	50
	0.00050	20, 24, 32, 40	2	{0.127800, 0.129200}	10 000	50
	0.00080	20, 24, 32, 40	2	{0.129000, 0.129400}	10 000	50
	0.00095	20, 24, 32, 40	2	{0.129000, 0.129400}	10 000	50
	0.00100	20, 24, 32, 40	2	{0.129120, 0.129500}	10 000	50
	0.00170	20, 24, 32, 40	2	{0.129690, 0.130300}	10 000	50
	0.00220	20, 24, 32, 40	2	{0.129450, 0.130600}	10 000	50
	0.00270	20, 24, 32, 40	2	{0.130000, 0.131340}	10 000	50
	0.00310	20, 24, 32, 40	2	{0.129500, 0.135000}	10 000	50
	0.00350	20, 24, 32, 40	2	{0.127500, 0.137000}	10 000	50

From Figs. 8(a) and 8(b) at $\lambda = 0.00010$ and 0.00050 , respectively, we clearly see that Φ^g displays a 1st order transition as a function of κ . Finally, we see from Figs. 8(g) and 8(h) that the volume dependence nearly disappears at the values of $\lambda = 0.00310$ and 0.00350 , respectively, indicating a cross-over.

We also evaluate $\kappa_{\chi_{\max}}$'s from the maximum value of susceptibility for $N_s = 40$ for $\lambda = \{0.0008, 0.0035\}$. They are plotted in Fig. 9.

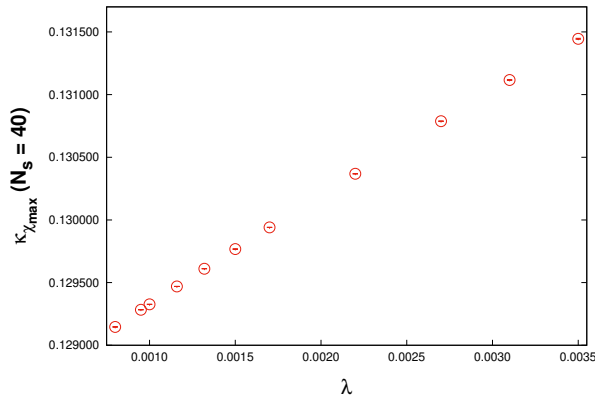


FIG. 9. The behavior of $\kappa_{\chi_{\max}}$ for $N_s = 40$ as a function of λ .

VI. DISCUSSION AND CONCLUSION

In this work, we study the behavior of the volume average of the Landau gauge-fixed Φ^g and related quantities in $SU(2)$ -Higgs theory. The aim of our study is to see if Φ^g behaves like an order parameter for the Higgs transition. We consider $\beta_g = 8$ as in [23], and study Φ^g at various values of λ , from $\lambda = 0.00010$ to $\lambda = 0.0035$. Our results show that, Φ^g for different

λ accurately identifies the transition points (κ_c 's). Across first order transition, Φ^g varies discontinuously, as expected from an order parameter. This is clearly seen at $\lambda = 0.00010$ and $\lambda = 0.00050$ in agreement with previous study [23]. From $\lambda = 0.0008$ onward, we see weakening of transition, *with the jump in Φ^g decreasing with λ* . At much higher values of λ , such as $\lambda = 0.00310$ and $\lambda = 0.00350$, we see a gradual disappearance of volume dependence signifying a possible crossover.

A significant part our numerical simulations are devoted to study behavior of Φ^g near the end-point. The magnetization, susceptibility, total susceptibility and binder cumulant etc. of Φ^g as functions of κ give an impression of an order parameter like behavior at λ_c . The scaling of these quantities for $\nu = 0.62997$, $\beta/\nu = 0.518$ and $\gamma/\nu = 1.964$, shows that the end-point belongs to the 3d Ising universality class. From the scaling of the Binder cumulant from Fig. 7(d), we find its value at (λ_c, κ_c) to be consistent with the standard 3d Ising value of ~ 0.47 [48, 49].

We mention here that the FSS of Φ^g and its various cumulants suggests that the 3d Ising like behavior seen close to $\lambda = 0.00150$ which is within 2σ of the end-point found in [23]. The FSS of Φ^g seen in Fig. 7 suggests that exactly at the critical point (λ_c, κ_c) Φ^g vanishes. Also the numerical results suggest that for $\lambda < 0$ in the Higgs symmetric phase and at κ_c , Φ^g vanishes in the infinite volume limit. This is in contrast to behavior of magnetization in 3-state Potts model, where the magnetization vanishes in the symmetric phase only in the absence of external field. In the presence of external field, in the symmetric phase at transition point, magnetization increases with external field. This behavior of magnetization *vs* external field can be obtained by adding a simple explicit breaking term to Ginzburg-Landau type of mean field free energy. Such an effective description of Φ^g require non-trivial term(s) such that Φ^g is zero in the Higgs symmetric phase at least for $\lambda < \lambda_c$.

ACKNOWLEDGMENTS

We thank Saumen Datta, Mikko Laine and Kiyoshi Sasaki for helpful discussions. M. Deka thanks for the hospitality of the Institute of Mathematical Sciences, India where a part of this work has been completed. All our numerical computations have been performed at Govorun super-cluster at Joint Institute for Nuclear Research, Dubna and Annapurna super-cluster based at the Institute of Mathematical Sciences, India. We have used the MILC collaboration's public lattice gauge theory code (version 6) [43] as our base code.

REFERENCES

-
- [1] V. A. Kuzmin, V. A. Rubakov and M. E. Shaposhnikov, Phys. Lett. B **155**, 36 (1985) doi:10.1016/0370-2693(85)91028-7
 - [2] V. A. Matveev, V. A. Rubakov, A. N. Tavkhelidze and M. E. Shaposhnikov, Sov. Phys. Usp. **31**, 916-939 (1988) doi:10.1070/PU1988v031n10ABEH005633
 - [3] V. A. Rubakov and M. E. Shaposhnikov, Usp. Fiz. Nauk **166**, 493-537 (1996) doi:10.1070/PU1996v039n05ABEH000145 [arXiv:hep-ph/9603208 [hep-ph]].
 - [4] Z. Fodor, KEK-TH-558.

- [5] P. H. Damgaard and U. M. Heller, Nucl. Phys. B **294**, 253 (1987) doi:10.1016/0550-3213(87)90582-7
- [6] H. G. Evertz, J. Jersak and K. Kanaya, Nucl. Phys. B **285**, 229-252 (1987) doi:10.1016/0550-3213(87)90336-1.
- [7] K. Farakos, K. Kajantie, K. Rummukainen and M. E. Shaposhnikov, Nucl. Phys. B **442**, 317-363 (1995) doi:10.1016/0550-3213(95)80129-4 [arXiv:hep-lat/9412091 [hep-lat]].
- [8] K. Kajantie, M. Laine, K. Rummukainen and M. E. Shaposhnikov, Nucl. Phys. B **466**, 189-258 (1996) doi:10.1016/0550-3213(96)00052-1 [arXiv:hep-lat/9510020 [hep-lat]].
- [9] K. Rummukainen, M. Tsypin, K. Kajantie, M. Laine and M. E. Shaposhnikov, Nucl. Phys. B **532**, 283-314 (1998) doi:10.1016/S0550-3213(98)00494-5 [arXiv:hep-lat/9805013 [hep-lat]].
- [10] M. Gurtler, E. M. Ilgenfritz and A. Schiller, Phys. Rev. D **56**, 3888-3895 (1997) doi:10.1103/PhysRevD.56.3888 [arXiv:hep-lat/9704013 [hep-lat]].
- [11] B. Bunk, E. M. Ilgenfritz, J. Kripfganz and A. Schiller, Phys. Lett. B **284**, 371-376 (1992) doi:10.1016/0370-2693(92)90447-C
- [12] B. Bunk, E. M. Ilgenfritz, J. Kripfganz and A. Schiller, Nucl. Phys. B **403**, 453-474 (1993) doi:10.1016/0550-3213(93)90043-O
- [13] B. Bunk, Nucl. Phys. Proc. Suppl. **42**, 566 (1995). doi:10.1016/0920-5632(95)00313-X.
- [14] M. Gurtler, E. M. Ilgenfritz, A. Schiller and C. Strecha, Nucl. Phys. B Proc. Suppl. **63**, 563-565 (1998) doi:10.1016/S0920-5632(97)00834-7 [arXiv:hep-lat/9709020 [hep-lat]].
- [15] W. Buchmuller and O. Philipsen, Nucl. Phys. B **443**, 47-69 (1995) doi:10.1016/0550-3213(95)00124-B [arXiv:hep-ph/9411334 [hep-ph]].
- [16] K. Kajantie, M. Laine, K. Rummukainen and M. E. Shaposhnikov, Phys. Rev. Lett. **77**, 2887-2890 (1996) doi:10.1103/PhysRevLett.77.2887 [arXiv:hep-ph/9605288 [hep-ph]].
- [17] Z. Fodor, J. Hein, K. Jansen, A. Jaster, I. Montvay and F. Csikor, Phys. Lett. B **334**, 405-411 (1994) doi:10.1016/0370-2693(94)90706-4 [arXiv:hep-lat/9405021 [hep-lat]].
- [18] Z. Fodor, J. Hein, K. Jansen, A. Jaster and I. Montvay, Nucl. Phys. B **439**, 147-186 (1995) doi:10.1016/0550-3213(95)00038-T [arXiv:hep-lat/9409017 [hep-lat]].
- [19] F. Csikor, Z. Fodor, J. Hein and J. Heitger, Phys. Lett. B **357**, 156-162 (1995) doi:10.1016/0370-2693(95)00886-P [arXiv:hep-lat/9506029 [hep-lat]].
- [20] F. Karsch, T. Neuhaus, A. Patkos and J. Rank, Nucl. Phys. B **474**, 217-234 (1996) doi:10.1016/0550-3213(96)00224-6 [arXiv:hep-lat/9603004 [hep-lat]].
- [21] F. Karsch, T. Neuhaus, A. Patkos and J. Rank, Nucl. Phys. B Proc. Suppl. **53**, 623-625 (1997) doi:10.1016/S0920-5632(96)00736-0 [arXiv:hep-lat/9608087 [hep-lat]].
- [22] Y. Aoki, Phys. Rev. D **56**, 3860 (1997). doi:10.1103/PhysRevD.56.3860 [hep-lat/9612023].
- [23] Y. Aoki, F. Csikor, Z. Fodor and A. Ukawa, Phys. Rev. D **60**, 013001 (1999). doi:10.1103/PhysRevD.60.013001 [hep-lat/9901021].
- [24] C. Bonati, G. Cossu, M. D'Elia and A. Di Giacomo, Nucl. Phys. B **828**, 390-403 (2010) doi:10.1016/j.nuclphysb.2009.12.003 [arXiv:0911.1721 [hep-lat]].
- [25] M. D'Onofrio, K. Rummukainen and A. Tranberg, Phys. Rev. Lett. **113**, no.14, 141602 (2014) doi:10.1103/PhysRevLett.113.141602 [arXiv:1404.3565 [hep-ph]].
- [26] M. D'Onofrio and K. Rummukainen, Phys. Rev. D **93**, no.2, 025003 (2016) doi:10.1103/PhysRevD.93.025003 [arXiv:1508.07161 [hep-ph]].
- [27] M. D'Onofrio, K. Rummukainen and A. Tranberg, PoS **LATTICE2012**, 055 (2012) doi:10.22323/1.164.0055 [arXiv:1212.3206 [hep-ph]].
- [28] M. Laine, G. Nardini and K. Rummukainen, JCAP **01**, 011 (2013) doi:10.1088/1475-7516/2013/01/011 [arXiv:1211.7344 [hep-ph]].

- [29] O. Gould, S. Güyer and K. Rummukainen, [arXiv:2205.07238 [hep-lat]].
- [30] K. Kajantie, Nucl. Phys. B Proc. Suppl. **42**, 103-112 (1995) doi:10.1016/0920-5632(95)00192-C [arXiv:hep-lat/9412072 [hep-lat]].
- [31] K. Jansen, Nucl. Phys. B Proc. Suppl. **47**, 196-211 (1996) doi:10.1016/0920-5632(96)00045-X [arXiv:hep-lat/9509018 [hep-lat]].
- [32] K. Rummukainen, Nucl. Phys. B Proc. Suppl. **53**, 30-42 (1997) doi:10.1016/S0920-5632(96)00597-X [arXiv:hep-lat/9608079 [hep-lat]].
- [33] R. D. Pisarski and F. Wilczek, Phys. Rev. D **29**, 338-341 (1984) doi:10.1103/PhysRevD.29.338.
- [34] F. Karsch and S. Stickan, Phys. Lett. B **488**, 319-325 (2000) doi:10.1016/S0370-2693(00)00902-3 [arXiv:hep-lat/0007019 [hep-lat]].
- [35] J. L. Alonso, V. Azcoiti, I. Campos, J. C. Ciria, A. Cruz, D. Iniguez, F. Lesmes, C. Piedrafitra, A. Rivero and A. Tarancon, *et al.* Nucl. Phys. B **405**, 574-592 (1993) doi:10.1016/0550-3213(93)90560-C [arXiv:hep-lat/9210014 [hep-lat]].
- [36] W. Janke and R. Villanova, Nucl. Phys. B **489**, 679-696 (1997) doi:10.1016/S0550-3213(96)00710-9 [arXiv:hep-lat/9612008 [hep-lat]].
- [37] N. B. Wilding, Phys. Rev. E **52**, 602-611 (1995) doi:10.1103/PhysRevE.52.602 [arXiv:cond-mat/9503145 [cond-mat]].
- [38] N. B. Wilding and M. Mueller, J. Chem. Phys. **102**, 2562 (1995) doi:10.1063/1.468686 [arXiv:cond-mat/9410077 [cond-mat]].
- [39] Nigel B Wilding 1997 J. Phys.: Condens. Matter **9** 585.
- [40] J. J. Rehr and N. D. Mermin, Phys. Rev. A **8**, 472-480 (1973) doi:10.1103/PhysRevA.8.472.
- [41] K. Kanaya and S. Kaya, Phys. Rev. D **51**, 2404-2410 (1995) doi:10.1103/PhysRevD.51.2404 [arXiv:hep-lat/9409001 [hep-lat]].
- [42] D. Toussaint, Phys. Rev. D **55**, 362-366 (1997) doi:10.1103/PhysRevD.55.362 [arXiv:hep-lat/9607084 [hep-lat]].
- [43] <http://www.physics.utah.edu/~detar/milc/>.
- [44] M. Creutz, Phys. Rev. D **21**, 2308 (1980). doi:10.1103/PhysRevD.21.2308.
- [45] N. Cabibbo and E. Marinari, Phys. Lett. B **119**, 387 (1982). doi:10.1016/0370-2693(82)90696-7.
- [46] C. Whitmer, Phys. Rev. D **29**, 306 (1984). doi:10.1103/PhysRevD.29.306.
- [47] S. Aoki *et al.* [CP-PACS Collaboration], Phys. Rev. D **70**, 034503 (2004). doi:10.1103/PhysRevD.70.034503 [hep-lat/0312011].
- [48] Alan M. Ferrenberg and D. P. Landau, Phys. Rev. B **44**, 5081, 1991.
- [49] M. Hasenbusch, K. Pinn and S. Vinti, Phys. Rev. B **59**, 11471-11483 (1999) doi:10.1103/PhysRevB.59.11471 [arXiv:hep-lat/9806012 [hep-lat]].