

# PaPILO: A Parallel Presolving Library for Integer and Linear Programming with Multiprecision Support

Ambros Gleixner<sup>1,2</sup> , Leona Gottwald<sup>1</sup> , Alexander Hoen<sup>1</sup> 

<sup>1</sup> Zuse Institute Berlin, Takustr. 7, 14195 Berlin, Germany  
 {gleixner, gottwald, hoen}@zib.de

<sup>2</sup> HTW Berlin, Ostendstraße 1, 12459 Berlin, Germany

**Abstract.** Presolving has become an essential component of modern MIP solvers both in terms of computational performance and numerical robustness. In this paper we present PAPILO, a new C++ header-only library that provides a large set of presolving routines for MIP and LP problems from the literature. The creation of PAPILO was motivated by the current lack of (a) solver-independent implementations that (b) exploit parallel hardware, and (c) support multiprecision arithmetic. Traditionally, presolving is designed to be fast. Whenever necessary, its low computational overhead is usually achieved by strict working limits. PAPILO’s parallelization framework aims at reducing the computational overhead also when presolving is executed more aggressively or is applied to large-scale problems. To rule out conflicts between parallel presolve reductions, PAPILO uses a transaction-based design. This helps to avoid both the memory-intensive allocation of multiple copies of the problem and special synchronization between presolvers. Additionally, the use of Intel’s TBB library aids PAPILO to efficiently exploit recursive parallelism within expensive presolving routines such as probing, dominated columns, or constraint sparsification. We provide an overview of PAPILO’s capabilities and insights into important design choices.

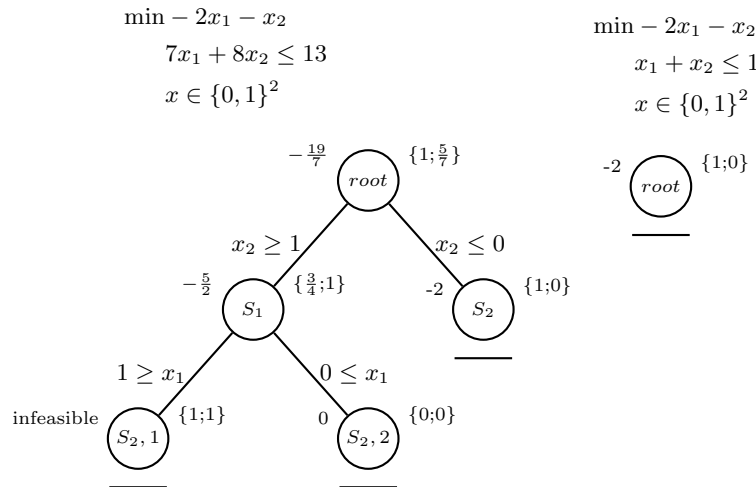
## 1 Introduction

In this paper, we present a new open-source software package that provides efficient presolving routines for mixed integer and linear optimization problems in a framework fit for use with parallel hardware and multiprecision arithmetic. It operates on the general class of *mixed integer programs* (MIPs) given in the form

$$\begin{aligned} \min \quad & c^T x \\ & L \leq Ax \leq U \\ & \ell \leq x \leq u \\ & x_i \in \mathbb{Z} \text{ for all } i \in \mathcal{I}, \end{aligned}$$

where  $A \in \mathbb{R}^{m \times n}$ ,  $c \in \mathbb{R}^n$ ,  $b \in \mathbb{R}^m$ , and  $\mathcal{I} \subset \{1, \dots, n\}$  is the index set of integer decision variables.

Presolving impacts the performance of state-of-the-art MIP and LP solvers in different ways: By reducing the model size, it accelerates the node processing time. Further, it reduces the number of potential nodes in the tree to gain a speed-up for the subsequential solving process and tries to provide numerical robustness. On the one hand, presolving removes redundant or empty rows or columns in the data structure, potentially caused by human imperfection. On the other hand, it uses more sophisticated techniques for example tightening the linear programming (LP) relaxation or fixing variables. Figure 1 illustrates the effect of a presolving technique called coefficient tightening on a small example. While in the original problem, a standard branch-and-bound tree explores 5 nodes, the presolved problem requires only one solve of the LP relaxation to yield an optimal solution.



**Fig. 1.** Comparison of the branch and bound tree of not presolved (left) vs. presolved (right).

In one of the first and important contributions to presolving, [Brearley et al. \(1975\)](#) introduced basic techniques like removing redundant rows, fixing variables, tightening bounds, and more. Over the years, many new techniques followed ([Johnson and Suhl 1980](#), [Guignard and Spielberg 1981](#), [Crowder et al. 1983](#), [Hoffman and Padberg 1991](#), [Savelsbergh 1994](#), [Andersen and Andersen 1995](#), [Gamrath et al. 2015](#), [Gemander et al. 2020](#)). In the performance analysis of [Achterberg and Wunderling \(2013\)](#) in CPLEX, disabling presolving results in an 11 times higher average solving time on instances that took at least 10 seconds to solve. In one of the most comprehensive publications to date, [Achterberg et al. \(2019\)](#) describe a multitude of presolving techniques and measure their impact on the subsequential solving process within the MIP solver Gurobi. In their

overall performance analysis, disabling presolving worsened the solving time by the factor of 9 on instances with at least 10 seconds runtime. It becomes clear that frequently presolving is the crucial factor for whether an instance can be solved to optimality or not (Achterberg and Wunderling 2013).

This paper presents the new software library PAPILO: *Parallel Presolving for Integer and Linear Optimization*. PAPILO provides (a) a standalone, solver-independent implementation of presolving routines with (b) a natively parallel software design and (c) support for multi-precision computation up to exact rational arithmetic. To the best of our knowledge, PAPILO is the first project that offers these functionalities.

PAPILO has already been used in research projects, e.g., to test the new first-order solver PDLP (Applegate et al. 2021). Since Version 7.0, the MINLP solver SCIP<sup>3</sup> (Gamrath et al. 2020) integrates PAPILO as one of its default presolvers. For its multiprecision features, PAPILO has been particularly impactful by providing exact rational presolving for a roundoff-error-free version of SCIP (Eifler and Gleixner 2022).

The paper is organized as follows. In Section 2 we describe the algorithmic structure of PAPILO, in particular its transaction-based design that is used to avoid conflicts when calling different presolving techniques in parallel. Section 3 presents experimental results to analyze PAPILO’s sequential and parallel performance. Section 4 provides a brief overview how PAPILO can be used as a software and Section 5 gives concluding remarks.

## 2 Algorithms and software design

The overall goal of presolving is to improve the performance and numerical stability of MIP solving by removing modeling artifacts, reducing and tightening the formulation, and improving its numerical properties. A variety of different techniques exist, some of which may overlap or dominate each other, but many interact in a complementary fashion and rather enable each other. Hence, presolving is typically organized in an iterative fashion to assure that every presolver is called at different phases of the presolving process.

In Section 2.1, we outline the overall round-based structure of PAPILO’s presolving loop and summarize the presolving techniques that are currently available. In Sections 2.2 to 2.5, we describe how PAPILO implements parallelism across and within presolvers and eliminates conflicting reductions by its transaction-based design. Finally, Section 2.6 contains the different levels of precisions at which PAPILO can perform its computations.

### 2.1 Round-based presolving in PaPILO

Like in most MIP solvers, PAPILO organizes its presolving in rounds. Presolvers are categorized by the worst-case complexity of their implementation:

<sup>3</sup> <https://www.scipopt.org/>

Fast:  $\mathcal{O}(n \log n)$  with  $n$  the number of non-zeros of  $A$  changed since the last call.

Medium:  $\mathcal{O}(N \log N)$  with  $N$  the number of non-zeros of  $A$ .

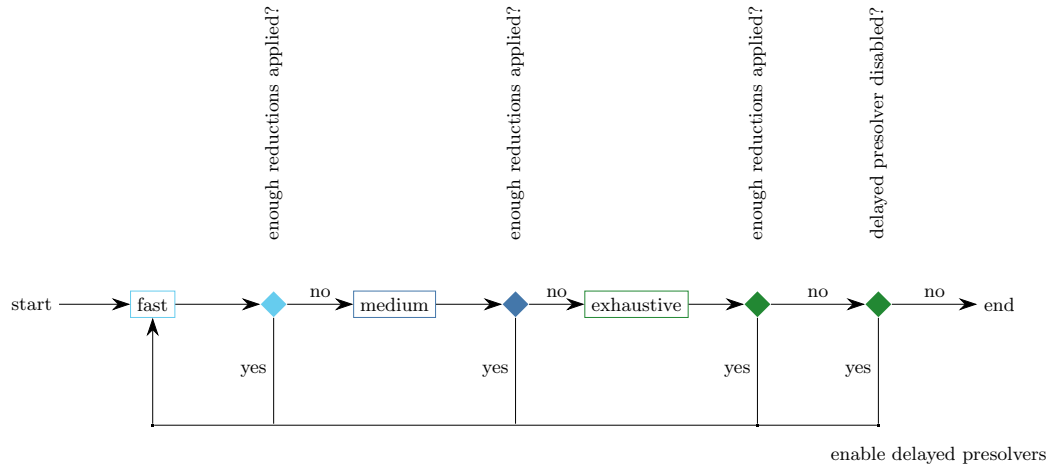
Exhaustive:  $\mathcal{O}(N^2)$  with  $N$  the number of non-zeros of  $A$ .

A subset of the exhaustive presolvers can be marked as delayed.<sup>4</sup> These are only enabled after the first time that the other exhaustive presolvers are not successful.

PAPILO stores and updates the maximum and minimal activity (Achterberg et al. 2019) for every constraint and therefore is able to reduce the complexity of presolvers that are primarily based on these activities. Table 1 lists all presolvers currently implemented in PAPILO 2.0 with their complexity class.

The presolving loop starts with executing all fast presolvers. If enough reductions are applied, it starts a new round of fast presolving regardless of the current round. Otherwise, it continues with a round at the next complexity level. The first time the non-delayed exhaustive presolvers do not find enough applicable reductions, the delayed presolvers are enabled, but PAPILO immediately proceeds with a round of fast presolvers.

The presolving loop terminates once the exhaustive presolvers including the exhaustive delayed presolvers do not find enough applicable reductions.<sup>5</sup> The overall workflow is illustrated in Figure 2.



**Fig. 2.** Workflow of PaPILO.

<sup>4</sup> Currently this is only the `Sparsify` presolver.

<sup>5</sup> To determine, whether not enough reductions are applied the criteria a)  $0.1 \cdot$  bound changes + deleted columns  $\leq a \cdot$  number of columns, b) side changes + deleted rows  $\leq a \cdot$  number of rows and c) coefficient changes  $\leq a \cdot$  number of non zeros are fulfilled.  $a$  is the abort factor and can be configured via parameter settings (see `presolve.abortfac`) and manages the aggressiveness of presolving in PAPILO.

Presolver	Complexity	Description
<b>CoeffTightening</b>	fast	tightens constraint coefficients in order to strengthen the LP relaxation ( <a href="#">Achterberg et al. 2019, 3.3</a> )
<b>Propagation</b>	fast	tightens variable bounds ( <a href="#">Achterberg et al. 2019, 3.2</a> )
<b>ColSingleton</b>	fast	removes variables appearing in only one constraint
<b>DualFix</b>	medium	counts up- and downlocks on variables and proceeds this information ( <a href="#">Achterberg et al. 2019, 4.4</a> )
<b>FixContinuous</b>	medium	fixes continuous variables whose bounds are very close
<b>ParallelCols</b>	medium	detects parallel columns and merges them into a new variable ( <a href="#">Gemander et al. 2020</a> )
<b>ParallelRows</b>	medium	detects parallel rows in the matrix and merges them into one ( <a href="#">Gemander et al. 2020</a> )
<b>SimpleProbing</b>	medium	detects implications for binary variables on equations with special requirements ( <a href="#">Achterberg et al. 2019, 3.6</a> )
<b>DoubleToNEq</b>	medium	searches for equations with exactly two variables and substitutes one of these variables
<b>SimplifyIneq</b>	medium	deletes variables in a constraint that will never contribute to the outcome of the constraint ( <a href="#">Weninger 2016</a> )
<b>Stuffing</b>	medium	removes variables appearing in only one constraint if <b>ColSingleton</b> fails to remove them ( <a href="#">Gamrath et al. 2015</a> )
<b>DomCol</b>	exhaustive	detects dominated variables ( <a href="#">Achterberg et al. 2019, 6.4</a> )
<b>DualInfer</b>	exhaustive	exploits complementary slackness and derives bound changes or fixes on variables ( <a href="#">Achterberg et al. 2019, 7.5</a> )
<b>ImplInt</b>	exhaustive	detects continuous variables that are implied integers ( <a href="#">Achterberg et al. 2019, 7.6</a> )
<b>Probing</b>	exhaustive	finds implications by probing on binary variables ( <a href="#">Achterberg et al. 2019, 7.2</a> )
<b>Sparsify</b>	exhaustive	adds up constraint to reduce the amount of nonzeros ( <a href="#">Achterberg et al. 2019, 5.3</a> )
<b>Substitution</b>	exhaustive	substitutes equations

Table 1: List of presolvers implemented in PAPILO.

## 2.2 Transaction-based conflict management

The efficient parallelization of presolving requires the implementation of some kind of conflict management to avoid consistency problems. One reason is that many reduction techniques combine a row and column view of the constraint matrix  $A$ , and decomposition of  $A$  into completely independent subproblems is rarely possible. A naive approach would be the use of thread synchronization. In this case, the data is considered as a shared resource and every thread locks its required data. But in general, presolving techniques consist of very small “atomic” tasks. Therefore, such a strategy comes at a high cost regarding synchronization and locking time and is not promising.

Hence, PAPILO follows a different approach and implements a transaction-based design. Instead of applying changes immediately, the results of presolvers, i.e., their reductions, are stored together with the data that their validity depends on. After all tasks are terminated, reductions are applied to the optimization problem, if they are still consistent with the modified problem. To summarize, the transaction-based design works as follows:

- Each presolver has read-only access to the data.
- After being called, each presolver returns its reductions as a set of transactions including criteria required to perform the reductions.
- The PAPILO core processes the transactions one by one after all presolvers (of the current round) are finished. It iterates through every transaction found by the presolvers in a deterministic order:
  - First the core checks whether the criteria for the validity of the transaction still hold for the modified problem data.
  - If yes, the reductions are applied and the changes in the problem data are recorded.
  - If not, the transaction and its reductions are discarded.

Figure 3 gives an example for such a transaction. Here, the `ColSingleton` presolver detects that the only nonzero entry of column 210 in the coefficient matrix is in row 133. In this case, the variable can be substituted in the objective and its value is erased from the constraint, together with modifying the bounds of the constraint. This reduction can only be applied, if the bounds of the column 210 and the row 133 were not modified since calculating the reduction.

```
% information to validate the reduction
row -9 col 210 val 0 % BOUNDS LOCKED column 210
row 133 col -5 val 0 % LOCKED row 133
% the reduction
row -11 col 210 val 133 % SUBSTITUTE_OBJ column 210 with row 133.0
row 133 col 210 val 0 % change ENTRY (133,210) to 0.0
row 133 col -7 val 0 % change RHS of row 133 to infinity
```

**Fig. 3.** Commented log of a transaction of the `ColSingleton` presolver.

### 2.3 Avoiding conflicts

Discarded transactions due to conflicts with previous reductions can make recalculations necessary and may therefore affect performance negatively. Hence, it is important to reduce the conflicts between or even inside presolvers as far as possible. With two simple examples we will show how PAPILO avoids conflicts.

Let's consider the following constraints with  $x, y, z \in \{0, 1\}$ :

$$y + z = 1 \tag{1}$$

$$x + 3y + 3z \geq 4 \tag{2}$$

Two reductions can be found: **SimplifyIneq** deletes  $x$  from (2) and (1) can be substituted into (2). If the Substitution is performed first, (2) is modified, and therefore the presolver **SimplifyIneq** can not be applied. Applying them in the opposite order, the reductions can be applied both in one step.

Let's consider the following constraints with  $x, y \in \{0, 1\}$ :

$$3x + 3y \leq 4 \tag{3}$$

$$6x + 6y \geq 4 \tag{4}$$

$$3x + 3y \geq 3 \tag{5}$$

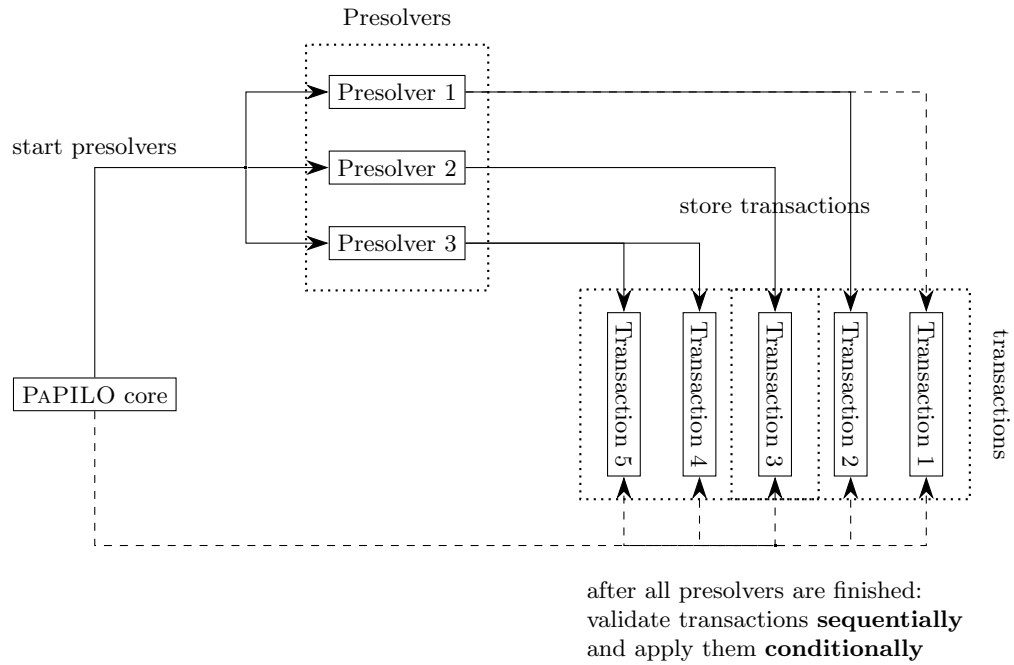
Their coefficient vectors are linearly dependent. If we look at them pairwise, updates of the left-hand side or right-hand side might be necessary and cause a modification of the row. This modification prevents PAPILO from applying the second pair of parallel constraints and therefore two parallel constraints will be remaining. By performing this transaction in just one transaction this conflict can be avoided.

However, note that not every conflict implies that a valid reduction is delayed. Some conflicts occur because the reductions were also found by another presolver and are already applied. Or the row and column were already removed from the model and hence the reduction is negligible.

### 2.4 Parallelism across presolvers

Figure 4 visualizes the transaction-based design described in Section 2.2. Since every presolver stores its reductions in a separate data structure, presolvers can be executed in parallel without any expensive synchronization. PAPILO relies on Intel's TBB library<sup>6</sup> to execute the different tasks in parallel. Since presolvers can be considered as independent tasks running on the same data, PAPILO exploits task parallelism in this case. One advantage of this design is that presolvers can be implemented sequentially and will automatically participate in the parallel framework. Furthermore, the presolving process and result is deterministic, independently of the number of threads used. The reason is that the reductions are stored and applied always in the same order. However, in the situation that only one thread is available and presolvers are necessarily

<sup>6</sup> <https://www.intel.com/content/www/us/en/developer/tools/oneapi/onetbb.html>



**Fig. 4.** Process of starting and applying presolvers.

executed sequentially, it may be beneficial to apply the reductions to the problem data immediately after a presolver finished and before the next one starts. This can be achieved by setting the parameter `presolve.apply_results_immediately_if_run_sequentially` to true.

## 2.5 Parallelism within presolvers

Parallelizing across presolvers only as described above can also come with potential drawbacks. The number of threads that can be utilized is limited by the number of presolvers per round. Furthermore, the threads may not be utilized equally, since not every presolver takes the same amount of time.

To exploit the number of threads most efficiently, some presolving techniques in PAPILO are parallelized internally. A particularly useful example of internal parallelization is the exhaustive presolver **Probing**. We will briefly describe probing and how it is parallelized. Probing tries to find implications on binary variables. This is done by setting a binary variable to 0 and/or 1. If it turns out, that the problem is infeasible by setting the variable to 0, the variable can be fixed to 1 in consequence (as long the problem is feasible for value 1). Other possible implications of probing are finding new global bounds on other non-binary variables or substituting binary variables.



Probing on variables are independent tasks and can therefore be parallelized.<sup>7</sup> Probing on a variable needs some extra storage to compute and modify the maximum and minimal activities. PAPILO assigns a vector to every thread, where the activities are stored. After a probing run, these vectors can be reset efficiently by reverting the changes. In this case PAPILO exploits data parallelism because different tasks are run on the same data. PAPILO relies on the Intel TBB library<sup>8</sup> to assign the task from the parallelism across and within the presolvers to different threads.

Further parallel presolvers in PAPILO are the `DomCol` presolver and the `Sparsify` presolver. Here, the column and row hashes to detect parallel columns and parallel rows are also parallelized. Additionally, it can be configured via parameter settings whether the presolvers `Propagation`, `CoeffTightening`, `DualFix`, `ImplInt`, `SimpleProbing`, `DoubleToNEq`, and `SimplifyIneq` are parallelized internally. In this case the iteration over the rows and variables, respectively, is parallelized.

Certainly, not every presolver can benefit from internal parallelization. The requirement for `SimpleProbing`, e.g., are two conditions that are very fast to check. Therefore a parallelization over all constraints would result in increased runtime.

## 2.6 Multiprecision support

Finally, PAPILO provides an interface for the arithmetic type used for numerical input data. The interface is defined as `REAL` in PAPILO. For the implementation of the interface, PAPILO relies on the Boost multiprecision package. Currently, the PAPILO API supports arithmetic types at 64 (`Quad`), 100 (`Float100`), 500 (`Float500`), or 1000 (`Float1000`) decimal digits precision and a rational number type (`Rational`) with unlimited precision. By default, the standard C++ floating-point type `double` is used.

## 3 Computational results

In this section, we analyze PAPILO's performance empirically. In Section 3.2 we evaluate its scalability from 1 to 32 threads. In Section 3.3 we compare its sequential performance in two different modes. In Section 3.4 we measure the number of conflicts appearing between individual presolvers. The common experimental setup for our experiments is described in Section 3.1.

---

<sup>7</sup> Note that the results of probing on a single variable may still overlap, since the implication  $x = 1 - y$  may be found by probing on the variables  $x$  and  $y$ . In this case, parallelization finds duplicate reductions, the latter of both will eventually be discarded.

<sup>8</sup> <https://www.intel.com/content/www/us/en/developer/tools/oneapi/onetbb.html>

### 3.1 Experimental setup

*Testset* We base our experiments on the extensive MIPLIB 2017 Collection (Gleixner et al. 2021) consisting of 1,065 instances. Since PAPILO does currently not support indicator variables or indicator constraints, instances containing such are excluded. Further, we exclude the large-scale instance `hawaii10-130`, since loading the 685,130 variables and 1,388,052 constraints of this instance exceeds the available memory. This results in a test set of 1,022 instances. Every instance is presolved with two different seeds (except for Section 3.4). Each seed combination is treated as a separate observation resulting in a total of 2,044 runs.

For the analysis in Section 3.4, we use the detailed verbosity to log all transactions and conflicts occurring for every instance. For the MIPLIB 2017 Collection these log files become very large, therefore we restrict the experiments on the MIPLIB 2017 Benchmark resulting in an overall test set of 240 instances.

*PAPILO settings* We vary the parameter `presolve.threads` in order to assign the number of threads to PAPILO.

If PAPILO is run sequentially there is the option to apply the results after the presolver is finished instead of the end of the round. Setting the parameter `presolve.apply_results_immediately_if_run_sequentially` to true enables this feature (Section 2.1). We refer to this setting as `1-immediately`. If only a single thread is used we refer to this setting as `1-delayed`. This is also the default setting in Section 3.2.

To log information about transactions and conflicts in Section 3.4 the verbosity (`message.verbosity`) is set to 4 (detailed).

*Time measurement* The reported presolving time does not include the reading time for the instance file. Times are always given in seconds. For all aggregations we use the shifted geometric mean with a shift of 1.

*Software & Hardware* For the experiments we use PAPILO 2.0 (git hash 12cd349). PAPILO is built with GMP 6.1.2<sup>9</sup>, Boost 1.72<sup>10</sup> and oneTBB-2021.3.0<sup>11</sup>. The experiments were carried out on identical machines with Intel(R) Xeon(R) CPU E7-8880 v4 @ 2.20 GHz and were assigned 100,000 MB of memory.

### 3.2 Parallel performance

In the first experiment, we want to analyze the performance of PAPILO using different threads. The results are summarized in Table 2. The “all” row contains all instances of the test set. The “ $\geq n$  sec” row contains all instances for which at least one of the settings took at least  $n$  seconds to presolve the problem; in most cases, this was the setting using just one thread.

Regardless of the number of threads used all runs return the same reductions and hence the same presolved problem.

<sup>9</sup> <https://gmplib.org/>

<sup>10</sup> <https://www.boost.org/>

<sup>11</sup> <https://github.com/oneapi-src/oneTBB>

	instances	1 thread	2 threads	4 threads	8 threads	16 threads	32 threads
all	2044	0.74	0.57	0.48	0.42	0.40	0.39
$\geq 0.01$ sec	1753	0.90	0.69	0.58	0.51	0.47	0.46
$\geq 0.1$ sec	940	2.22	1.60	1.28	1.13	1.01	0.97
$\geq 1$ sec	427	8.01	5.24	3.85	3.12	2.73	2.53
$\geq 10$ sec	134	54.87	30.94	20.34	14.79	11.83	10.23
$\geq 100$ sec	49	236.84	132.20	82.45	55.61	41.66	33.93

**Table 2.** Performance comparison for PAPILO on MIPLIB 2017 Collection.

The majority of the runs, 1,617 instances, can be presolved in less than one second using even only one thread. This results in a) an average presolving time of less than one second for all runs and b) leaves very little room for improving the overall performance by parallelization. Note that, parallelizing (too) small chunks of work may even result in a performance decrease since the overhead of parallelization may be bigger than the benefit. In this sense, it is a good result that the average runtime over all instances keeps decreasing up to 32 threads and almost halves the time compared to the sequential run.

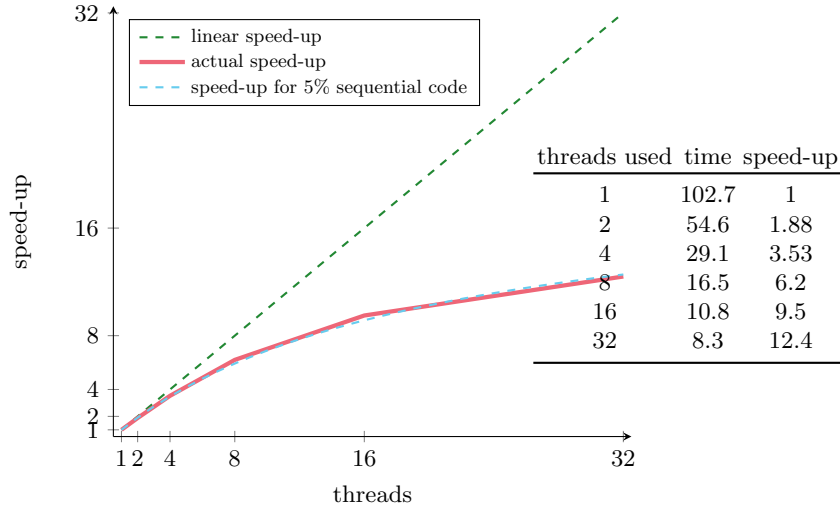
On the instances taking at least ten seconds to presolve ( $\geq 10$  sec”), using 32 threads is 5.4 times faster than using one thread. For the 49 runs taking at least a hundred seconds to presolve ( $\geq 100$  sec”) the impact is even more pronounced: using 32 threads is 7.0 times faster than using one thread and 1.7 times faster than using 8 threads. In both subsets using 32 threads is 1.2 times faster than using 16 threads.

Parts of PAPILO still require to be performed sequentially. This is particularly the case for modifications in the data structure like applying reductions to the matrix. Obviously, increasing the number of threads does not affect these parts of the code- therefore, the time for these sequential parts can be considered as fix cost. The higher the percentage of the sequential code, the faster the speed-up factor decreases.

In Figure 5 and Figure 6 we provide an estimation of this sequential fixed costs by comparing the actual speed-up with a linear speed-up and the speed-up for 5%/10%/20% sequential code. In Figure 5, we plot the presolving time of the instance `ex10` of the MIPLIB 2017 Benchmark set in relation to the number of threads used. `ex10` consists only of integer variables and the `Probing` presolver is able to reduce the size of the instance massively: from 17,860 variables and 69,608 constraints to 19 variables and 53 constraints. `Probing` is internally parallelized and therefore PAPILO can distribute the amount of work very efficiently.

For comparison, we plot a linear speed-up and the hypothetical speed-up per thread if 95% of the code would be parallelized and the remaining five percent were run sequentially. As can be seen, the actual speed-up on the instance `ex10` comes very close to the 5% sequential code. The overall speed-up factor achieved for 32 threads is 12.

Figure 6 shows a runtime plot for the subsets of instances that took at least 10 and 100 seconds to presolve, see Table 2. Clearly, we can not expect the same results as for `ex10` where the vast majority of the time



**Fig. 5.** Performance of PAPILO on the instance `ex10`.

is spent in efficiently parallelized `Probing`. Nevertheless, the speed-up for the subset with “ $\geq 10$  sec” is still slightly above the 20% mark, indicating that 80% of the code is executed in parallel. For the instances taking at least 100 seconds to presolve, the actual speed-up lies between the 10% and 20% sequential code mark.

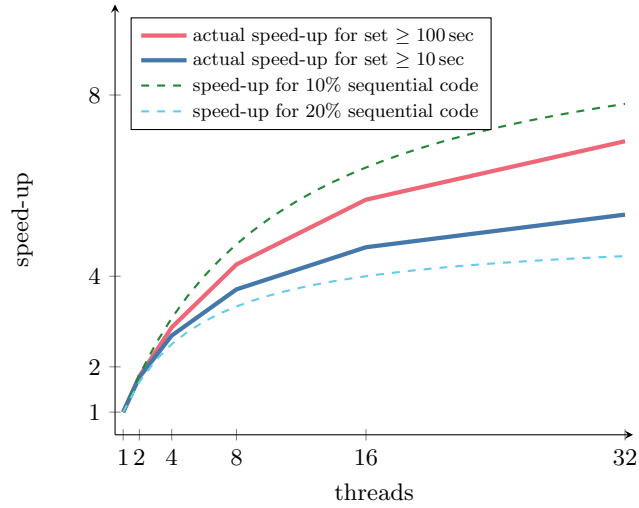
### 3.3 Sequential performance

One disadvantage of running presolvers in parallel is that all presolvers executed within the same round do not communicate their reductions to each other. Therefore, PAPILO has an additional sequential mode when only one thread is available (see Section 3.1). Instead of applying all reductions at the end of a round, they are applied immediately after the execution of the presolver so that subsequent presolvers can already work on the modified data structure.

This change has a significant impact on the flow of PAPILO and can result in a completely different sequence of rounds in PAPILO. The number of transactions found and applied per round differs, which can impact the evaluation of the next round as well as the stopping criteria at the end.

In Table 3, we compare the performance of `1-delayed` and `1-immediately`. Especially, we want to focus on the impact of applying the results at the end of the rounds. Therefore, Table 3 contains not only the time but also the mean of the number of presolving rounds and the shifted geometric mean of the number of non-zeros of the presolved problem.

Infeasible or unbounded problems detected by PAPILO are excluded from this table to be able to compare the number of non-zeros. Further,



**Fig. 6.** Performance on sets “ $\geq 10$  sec” and “ $\geq 100$  sec” from Table 2.

we exclude four instances `proteindesign*` since in `1-immediately` mode a threshold is passed that triggers a very expensive probing call, while in `1-delayed` presolving is stopped before probing. This would distort the results and will be addressed in future versions of PAPILO. All in all, this results in a test set of 990 instances.

	instances	1-immediately			1-delayed		
		time	rounds	non-zeros	time	rounds	non-zeros
all	1,980	0.78	14.54	56,258	0.73	23.53	56,803
$\geq 0.01$ sec	1,728	0.94	15.98	96,122	0.87	26.20	97,190
$\geq 0.1$ sec	975	2.13	22.15	309,525	1.96	39.09	309,701
$\geq 1$ sec	457	7.18	29.15	692,599	6.62	59.64	693,300
$\geq 10$ sec	150	38.22	39.06	1,339,867	40.22	129.38	1,339,952
$\geq 100$ sec	51	184.78	22.67	2,140,532	209.91	303.67	2,231,813

**Table 3.** Performance comparison for PAPILO using `1-delayed` vs `1-immediately` on MIPLIB 2017 Collection.

Enabling `1-immediately` results in 38% fewer rounds per instance compared to the normal mode (see Table 7) since a) no conflicts between presolvers prevent applying transactions and b) working on the updated data structure is more efficient. The number of final non-zeros is minimally reduced by at most 3% on “ $\geq 100$  sec”.

Surprisingly, despite the fewer amount of rounds `1-immediately` is overall slower. A more detailed analysis shows that the `1-immediately` set-

ting results in much fewer fast presolving (14.72 vs. 4.37) rounds but uses slightly more exhaustive rounds. An example for this behavior is the instance `neos-1122047` where the first 547 rounds were fast rounds resulting in 7 exhaustive rounds compared to 30 exhaustive rounds for `1-immediately`. This is reducing the presolving time from 11 to 5 seconds.

On the other hand, if exhaustive presolvers play an important role during presolving and take a lot of time the `1-immediately` setting is able to reduce the amount of exhaustive presolving rounds. For example on the instances `neos-4332801-seret`, `neos-4332810-sesia` and, `moj-mining` one round less of exhaustive presolving is necessary resulting in saving 100 seconds. This explains why `1-immediately` is slightly faster on the “ $\geq 10$  sec” and “ $\geq 100$  sec” subsets.

### 3.4 Experiments on conflicts

Due to its transaction-based design, the parallel performance of PAPILO depends to a large extent on its ability to avoid conflicts between transactions. Therefore, in this section, we analyze which presolvers generate conflicts and how this impacts the performance of PAPILO. We focus on the following questions:

- Which presolvers interact with each other and which of these generate conflicts? (See Tables 4 to 6.)
- How many conflicts appear and how does this impact the performance of PAPILO? (See Table 7.)

To answer these questions we use the verbose mode of PAPILO to log every transaction and its status (applied/discarded/canceled). These log files can be very large, so we restrict these experiments to the MIPLIB 2017 Benchmark (Gleixner et al. 2021) consisting of 240 instances. A necessary precondition for conflicts between two presolvers is obviously that these presolvers find transactions within the same round. Therefore, we analyze on how many rounds a pair of presolvers finds transactions within the same round and on how many of these rounds a conflict appears. Tables 4 to 6 report these results for fast, medium and exhaustive presolvers, respectively.

Tables 4 to 6 are organized as follows: The presolvers are listed in the same order in which their transactions are applied by the core. The first column “calls” indicates on how many rounds the presolver found at least one transaction. The remaining columns indicate on how many of their common calls the presolver in the row and the presolver in the column found both at least one conflict appeared. Note that transactions of one and the same presolver may also be in conflict.

As Tables 4 to 6 illustrate presolvers rarely interact conflict-wise with each other. Only 16 of the 71 pairings cause conflicts. Further, only the presolvers `ColSingleton`, `DoubleToNEq`, `Substitution` and `Sparsify` have conflicts on more than 5% percent of their rounds.

Presolvers require a certain data structure in the matrix which won’t necessarily find reductions a) on the same row/columns or b) even on the same instances. In these cases, conflicts won’t appear and PAPILO, therefore, utilizes the strength of parallelization: PAPILO exploits this

presolver	calls	conflicting calls/common calls		
		cs	co	cp
colsingleton (cs)	505	45/505	-	-
coefftightening (co)	529	0/244	0/529	-
propagation (cp)	1,530	41/384	0/401	0/1,530

**Table 4.** Conflicting/common calls on 1728 rounds of fast presolvers.

presolver	calls	conflicting calls/common calls							
		sp	pr	pc	st	d	f	si	dt
simpleprobing (sp)	36	0/36	-	-	-	-	-	-	-
parallelrows (pr)	192	0/12	0/192	-	-	-	-	-	-
parallelcols (pc)	41	0/1	0/17	0/41	-	-	-	-	-
stuffing (st)	62	0/3	0/18	0/8	3/62	-	-	-	-
dualfix (d)	291	0/4	0/63	0/26	3/44	0/291	-	-	-
fixcontinuous (f)	1	0/0	0/1	0/0	0/1	0/1	0/1	-	-
simplifyineq (si)	25	0/2	6/23	0/2	0/4	0/8	0/1	0/25	-
doubletoneq (dt)	238	2/25	12/72	0/7	8/22	0/70	0/1	0/20	75/238

**Table 5.** Conflicting/common calls on 553 rounds of medium presolvers.

behavior by distributing the runtime of the (“unsuccessful”) presolver to different threads at no cost since these presolvers do not return reductions and hence can not cause conflicts.

Not only the amount of rounds with conflicts is important for performance. The reason, type and amount of conflicts play also an important role in the performance of PAPILO. Therefore, in Table 7 we take a closer look at the conflicts within the presolvers and analyze why they appear.

To describe the structure of Table 7 we introduce some notation:  $N$  contains all instances of our test set.  $t_i^p$  defines the number of transactions found by presolver  $p$  on instance  $i \in N$  and  $c_i^{p-q}$  defines the number of transactions of presolver  $p$  that could not be applied because it conflicted with a transaction of presolver  $q$  on instance  $i \in N$ .  $r_i^{p-q}$  denotes the number of redundant conflicts between presolver  $p$  and  $q$  on instance  $i \in N$  (see Section 2.3). Note that the technique to detect redundant conflicts is a not sophisticated heuristic and therefore  $r^{p-q}$  should be considered a lower bound. The columns in Table 7 are organized as follows:

- The first column  $p - q$  defines the pair of conflicting presolvers  $p$  and  $q$  for all pairs of presolvers with at least one conflict. Presolver  $q$  is applied first, hence transactions of  $p$  are discarded because of presolver  $q$ .
- Column  $\sum_i t_i^p$  contains the total amount of transactions found by presolver  $p$  over all instances  $i \in N$ .

presolver	calls	conflicting calls/common calls					
		ii	dc	di	po	su	sp
implint (ii)	57	0/57	-	-	-	-	-
domcol (dc)	54	0/6	20/54	-	-	-	-
dualinfer (di)	15	0/7	1/4	0/15	-	-	-
probing (po)	862	0/18	0/12	0/6	0/862	-	-
substitution (su)	645	0/32	1/31	1/9	214/314	383/645	-
sparsify (sp)	138	0/3	0/5	0/0	2/35	26/51	50/138

**Table 6.** Conflicting/common calls on 1457 rounds of exhaustive presolvers.

- Column  $\sum_i c_i^{p-q}$  contains the total amount of conflicts between presolvers  $p$  and  $q$  over all instances  $i \in N$ .
- Column  $\frac{\sum_{i:t_i^p > 0} c_i^{p-q}/t_i^p}{|\{i:t_i^p > 0\}|}$  reports the average conflict rate on instances with at least one transaction found by presolver  $p$ .
- Column  $\frac{\sum_i r_i^{p-q}}{\sum_i c_i^{p-q}}$  reports the percentage of redundant reductions  $r_i^{p-q}$  among the conflicts between presolver  $p$  and  $q$ .

$p - q$	$\sum_i t_i^p$	$\sum_i c_i^{p-q}$	$\frac{\sum_{i:t_i^p > 0} c_i^{p-q}/t_i^p}{ \{i:t_i^p > 0\} }$	$\frac{\sum_i r_i^{p-q}}{\sum_i c_i^{p-q}}$
colsingleton-colsingleton	324,750	90,217	7.40%	0%
propagation-colsingleton	23,100,091	7,218	4.03%	100%
stuffing-stuffing	36,676	12	1.21%	8.33%
dualfix-stuffing	233,593	5	0.02%	100%
simplifyineq-parallelrows	4,734	288	14.38%	50%
doubletoneq-simpleprobing	556,857	18	0.00%	0%
doubletoneq-parallelrows	556,857	27,059	2.75%	100%
doubletoneq-stuffing	556,857	177	1.22%	100%
doubletoneq-doubletoneq	556,857	69,406	6.28%	0%
domcol-domcol	128,069	46,789	14.40%	0%
dualinfer-domcol	532	2	2.38%	100%
substitution-domcol	247,574	2	0.00%	100%
substitution-dualinfer	247,574	1	0.00%	0%
substitution-probing	247,574	26,756	14.21%	0%
substitution-substitution	247,574	81,848	20.58%	0%
sparsify-probing	42,846	7	0.03%	0%
sparsify-substitution	42,846	1,192	1.82%	0%
sparsify-sparsify	42,846	5,766	7.52%	0%

**Table 7.** Conflicts between presolvers on the MIPLIB 2017 Benchmark.

Next, we describe the relationship between the presolver leading to the conflicts in Table 7:



*ColSingleton and Stuffing* The presolvers **ColSingleton** (27.7% of its overall transactions) and **Stuffing** (0.0%) generate conflicts to themselves if one row contains multiple singleton columns. Currently, both presolvers iterate “randomly” over the cached singleton columns. Avoiding this would require a) reordering of singleton columns within the presolver or b) enriching the data structure of the singleton columns with their row. This would require further updates if rows are deleted. Since both presolvers are usually very fast, avoiding these conflicts would not boost performance.

Further, if the **ColSingleton** presolver marks a row as redundant then the remaining singleton columns within this row become empty columns and can be deleted in the trivial presolve step and no further actions are necessary.

Multiple singleton columns in a row do not occur on a regular basis in the test set and the majority of the conflicts are generated by the instances **supportcase12** (35,704 conflicts) and **savsched1** (36,471 conflicts).

*DoubleToNEq* 95885 transactions of **DoubleToNEq** (17.4% of total) are discarded due to conflicts. **DoubleToNEq** substitutes variables in equations with two variables. On these type of constraints, the presolvers **SimpleProbing**, **ParallelRows**, and **Stuffing** can also find reductions leading to implications, marking the row as redundant, or relaxing the bounds. In these cases, the substitution becomes obsolete.

Further, if **DoubleToNEq** suggests substituting a variable that was already substituted by a previously found reduction of **DoubleToNEq** this results in a conflict. This is the case if a variable appears in multiple equations with two variables. In order to delete the remaining equations with two variables additional runs will be necessary. These conflicts could be reduced if **DoubleToNEq** would keep track of its suggested variable substitutions. But like for **ColSingleton** this will probably come at a higher cost.

*SimplifyIneq-ParallelRows* 288 of the 4,734 transactions of **SimplifyIneq** are discarded because they are in conflict with transactions of the **ParallelRows** presolver. On parallel rows, **SimplifyIneq** can find an equivalent reduction on every row and generate a separate transaction for each of these rows. Simultaneously, the parallel rows are detected by the **ParallelRows** presolver, marked as redundant and removed from the problem (except for one). These removed rows can not be simplified anymore and the corresponding transaction is discarded. Simplifications can be applied to the remaining (parallel) constraint if the bounds were not modified by **ParallelRows**. Otherwise, one additional round is necessary.

*DomCol-DomCol* 46,789 out of 128,069 transactions of the **DomCol** presolver are discarded due to conflicts to reductions generated by the presolver itself. On average, 13.3% of these reductions are redundant. If the columns  $a$  and  $b$  dominate column  $c$  PAPILO will generate two transactions - one for  $a$  dominating  $c$  and one for  $b$  dominating  $c$  - but with different requirements for the modified data structure. Because of the different requirements these reductions are not considered as redundant in

Table 7. To increase the possibility that one of the two transactions can be applied both are generated. The majority of the conflicts is generated by the instances `co-100` (19,692 conflicts) and `nw04` (20,909 conflicts).

*Redundant Conflicts* In rare cases, a presolver may find the same or weaker reductions as another presolver. For example a singleton variable can be fixed by `Stuffing` as well as by `DualFix` (a total of 5 conflicts). Further, this happens also for `Propagation-ColSingleton` (7,218 conflicts) and `DualInfer-DomCol`(2 conflicts).

*Sparsify and Substitution* 6,965 transactions of `Sparsify` and 108,607 transactions of `Substitution` are discarded. The vast majority because of “internal” conflicts. The transactions of these presolvers can only be applied if the specified row is not modified. This row can be modified by all presolver applying transactions before them or even themselves and therefore generates conflicts and additional runs. Note that PAPILO cancels a “conflict-free” substitution if applying it increases the number of non-zeros entries. Consequently, discarded transactions could be possibly canceled due to this condition.

To summarize, conflicts within the same round are appearing rarely and in most cases, these conflicts are redundant or can be resolved with one additional round. Only the presolvers `DoubleToNEq`, `Substitution` and `Sparsify` that are all performing some kind of substitution generate a notable amount of non-redundant conflicts. However, the speed-up gained by the parallel design (see Table 2 in Section 3.2) outweighs these conflicts by far.

## 4 How to use PaPILO

As already indicated in the previous sections, PAPILO can be used in three different ways: as a standalone application, as a frontend to an MIP or LP solver, and integrated into a solver via its API.

When used as a standalone application, the user is able to perform post-solving manually via the command line to obtain the (original) solution for the original problem. To avoid this manual postsolving step PAPILO provides interfaces to MIP and LP solvers. By using the `solve` keyword, PAPILO presolves the specified instance then calls one of its integrated solvers via API to solve the reduced problem, and then postsolves the obtained reduced solution automatically. Currently, PAPILO supports the MIP solvers `GUROBI`<sup>12</sup>, `HIGHS`<sup>13</sup>, `SCIP`<sup>14</sup>, and the LP solver `SOPLEX`<sup>15</sup>. Furthermore, `OR-TOOLS`<sup>16</sup> is integrated allowing to use all its

<sup>12</sup> <https://www.gurobi.com/>

<sup>13</sup> <https://highs.dev/>

<sup>14</sup> <https://scip.zib.de/>

<sup>15</sup> <https://soplex.zib.de/>

<sup>16</sup> <https://developers.google.com/optimization>

available solvers such as the first-order method PDLP (Applegate et al. 2021).

Finally, PAPILO also provides an interface such that it can be integrated conveniently into existing solvers. An example on how this is possible is available in the solver SCIP (Gamrath et al. 2020), which calls PAPILO as one of its default presolving plugins.

For adding new presolving methods in PAPILO it is sufficient to implement the interface `PresolveMethod<REAL>` and then register the new method as a default presolver.

## 5 Conclusion

In this paper, we provided an overview of PAPILO’s functionality and its design pattern to allow parallel presolving.

The design goal of PAPILO is to go beyond parallelizing work that is a priori independent. Since different presolvers require different structures in the matrix in order to be applicable, they do not necessarily find reductions (a) on the same rows and columns or (b) even on the same instances. PAPILO’s transaction-based design guarantees a posteriori, after attempting different presolving reductions in parallel, that no conflicting reductions are applied. In addition we analyzed empirically that conflicts appear rarely and are not a performance bottleneck when they occur.

The parallelization is particularly useful when presolving time-consuming instances. On instances taking at least 10 seconds to presolve, PAPILO is able to reduce presolving time by a factor of five (Table 2). But even on the entire MIPLIB 2017 Collection set, which consists mostly of instances presolved in less than one second, PAPILO is able to reduce presolving time by almost 50% in shifted geometric mean.

## Bibliography

- Achterberg T, Bixby R, Gu Z, Rothberg E, Weninger D (2019) Presolve reductions in mixed integer programming. *INFORMS Journal on Computing* 32, URL <http://dx.doi.org/10.1287/ijoc.2018.0857>.
- Achterberg T, Wunderling R (2013) Mixed integer programming: Analyzing 12 years of progress. *Facets of Combinatorial Optimization* 449–481.
- Andersen E, Andersen K (1995) Presolving in linear programming. *Math. Program.* 71:221–245, URL <http://dx.doi.org/10.1007/BF01586000>.
- Applegate D, Díaz M, Hinder O, Lu H, Lubin M, O’Donoghue B, Schudy W (2021) Practical large-scale linear programming using primal-dual hybrid gradient. URL <http://dx.doi.org/10.48550/ARXIV.2106.04756>.
- Brearley AL, Mitra G, Williams HP (1975) Analysis of mathematical programming problems prior to applying the simplex algorithm. *Mathematical Programming* 8:54–83.
- Crowder H, Johnson EL, Padberg M (1983) Solving large-scale zero-one linear programming problems. *Operations Research* 31(5):803–834, URL <http://dx.doi.org/10.1287/opre.31.5.803>.
- Eifler L, Gleixner A (2022) A computational status update for exact rational mixed integer programming. *Mathematical Programming* URL <http://dx.doi.org/10.1007/s10107-021-01749-5>.
- Gamrath G, Anderson D, Bestuzheva K, Chen WK, Eifler L, Gasse M, Gemander P, Gleixner A, Gottwald L, Halbig K, Hendel G, Hojny C, Koch T, Le Bodic P, Maher SJ, Matter F, Miltenberger M, Mühmer E, Müller B, Pfetsch ME, Schlösser F, Serrano F, Shinano Y, Tawfik C, Vigerske S, Wegscheider F, Weninger D, Witzig J (2020) The SCIP Optimization Suite 7.0. Technical report, Optimization Online, URL [http://www.optimization-online.org/DB\\_HTML/2020/03/7705.html](http://www.optimization-online.org/DB_HTML/2020/03/7705.html).
- Gamrath G, Koch T, Martin A, Miltenberger M, Weninger D (2015) Progress in presolving for mixed integer programming. *Mathematical Programming Computation* 7(4):367 – 398, URL <http://dx.doi.org/10.1007/s12532-015-0083-5>.
- Gemander P, Chen WK, Weninger D, Gottwald L, Gleixner A (2020) Two-row and two-column mixed-integer presolve using hashing-based pairing methods. *EURO Journal on Computational Optimization* 8(3-4):205 – 240, URL <http://dx.doi.org/10.1007/s13675-020-00129-6>.
- Gleixner A, Hendel G, Gamrath G, Achterberg T, Bastubbe M, Berthold T, Christophel PM, Jarck K, Koch T, Linderoth J, Lübbecke M, Mittelman HD, Ozyurt D, Ralphs TK, Salvagnin D, Shinano Y

- (2021) MIPLIB 2017: Data-Driven Compilation of the 6th Mixed-Integer Programming Library. *Mathematical Programming Computation* URL <http://dx.doi.org/10.1007/s12532-020-00194-3>.
- Guignard M, Spielberg K (1981) Logical reduction methods in zero-one programming—minimal preferred variables. *Operations Research* 29, URL <http://dx.doi.org/10.1287/opre.29.1.49>.
- Hoffman KL, Padberg M (1991) Improving lp-representations of zero-one linear programs for branch-and-cut. *ORSA Journal on Computing* 3(2):121–134, URL <http://dx.doi.org/10.1287/ijoc.3.2.121>.
- Johnson EL, Suhl U (1980) Experiments in integer programming. *Discrete Applied Mathematics* 2 39–55.
- Savelsbergh M (1994) Preprocessing and probing techniques for mixed integer programming problems. *ORSA Journal on Computing* 6, URL <http://dx.doi.org/10.1287/ijoc.6.4.445>.
- Weninger D (2016) *Solving mixed-integer programs arising in production planning*. doctoralthesis, Friedrich-Alexander-Universität Erlangen-Nürnberg (FAU).