

Magneto-Seebeck coefficient of Fermi-liquid in three-dimensional Dirac/Weyl semimetal

F. R. Pratama^{1,*}, Riichiro Saito², and Nguyen T. Hung^{2,3†}

¹*Mathematics for Advanced Materials-OIL, AIST, 2-1-1 Katahira, Aoba, 980-8577 Sendai, Japan*

²*Department of Physics, Tohoku University, Sendai 980-8578, Japan*

³*Frontier Research Institute for Interdisciplinary Sciences, Tohoku University, Sendai 980-8578, Japan*

(Dated: June 13, 2022)

We investigate dissipationless magneto-Seebeck effect in three-dimensional Dirac/Weyl semimetal. The Hall resistivity ρ_{yx} and thermoelectric Hall coefficient α_{xy} exhibit plateaus at the quantum limit, where electrons occupy only the zeroth Landau level. In this condition, quantum oscillation in the Seebeck coefficient $S_{xx} \approx \rho_{yx}\alpha_{xy}$ is suppressed, and the massless fermions are transformed into a Fermi liquid system. We show that the Seebeck coefficient at the quantum limit is expressed by the harmonic sum of Fermi wavelength and thermal de Broglie wavelength scaled by magnetic length.

Research on thermoelectricity in low-dimensional materials is pioneered by the theoretical works of Hicks and Dresselhaus [1–3]. They found that by reducing the dimension of materials (essentially confining charge carriers in one- or two-directions), larger Seebeck coefficient S_{xx} (or thermopower) and power factor can be obtained due to enhancement of electronic density of states at the Fermi energy. Such quantum confinement effect takes place only if the typical size of the material is smaller than thermal de Broglie (TDB) wavelength [4–6]. In this Letter, we show that an analogous phenomenon also occurs in three-dimensional (3D) Dirac/Weyl semimetal when we apply magnetic field B . The confinement of massless fermions in a 3D Fermi pocket by B will induce the Fermi liquid behavior in the material.

An advantage of using a 3D Dirac/Weyl material in magneto-thermoelectric devices was pointed out by Skinner and Fu [7]. They showed that a large, non-saturating S_{xx} as a function of the magnetic field is achieved in the dissipationless limit. By keeping the number of carriers n_0 constant, the thermoelectric Hall coefficient over temperature α_{xy}/T is approaching a finite value that depends only on fundamental constants and Fermi velocity [8–10]. The Hall resistivity ρ_{yx} is expressed by the classical formula $\rho_{yx} = B/(n_0 e)$ (e is the elementary charge), and as consequence the S_{xx} is linearly proportional to B , $S_{xx} \approx \rho_{yx}\alpha_{xy} \propto B$ [11]. However, Galeski *et al.* [12] recently observed saturating S_{xx} in a nearly massless [13], 3D Dirac semimetal ZrTe₅ in magnetic field $B \approx 2$ T, in which 3D quantum Hall effect (QHE) occurs. They showed that the plateau of the Hall resistivity is proportional to the half of the Fermi wavelength in the direction parallel to the magnetic field, λ_F^{\parallel} .

Similar experimental results are reported by Tang *et al.* [14] in ZrTe₅, and by Wang *et al.* [15] in HfTe₅. It is important to note that the QHE appears only in two-dimensional (2D) electron systems when the Fermi level is located between two Landau levels (LLs) [16, 17]. Thus, 3D materials normally do not exhibit the QHE because of the continuous dispersion along the direction of B . To explain the QHE in the 3D Dirac/Weyl semimetal,

it was argued [14] that the formation of charge density wave (CDW) [18, 19] due to the Fermi surface instability plays a decisive role in discrete LL near the Fermi energy. In other words, the CDW transforms the 3D system into a stack of decoupled 2D layers, and each layer conducts the Hall current on the edges. However, spectroscopic and transport measurements [12] do not show any signs of CDW. Thus, it is necessary to confirm analytically whether the Hall plateau arises from the intrinsic bulk properties of the 3D Dirac/Weyl fermion, especially since recent calculations on the magneto-transport coefficients of the Weyl semimetal with finite thickness [20–23] do not show such feature that $\rho_{yx} \propto \lambda_F^{\parallel}/2$.

In this Letter, we show that the saturated value of S_{xx} becomes the Seebeck coefficient of 3D Fermi liquid \mathcal{S} [24]. In particular, we show that the condition for $S_{xx} \equiv \mathcal{S}$ follows a scaling law between three fundamental lengths: the magnetic length, the Fermi wavelength, and the TDB wavelength in the direction perpendicular to B , where charge carriers are magnetically confined. Further, we discuss that the condition originates from the existence of the zeroth LL in the 3D Dirac/Weyl fermion, which is independent of B , and thus can not be satisfied in electron gas in conventional 3D metals or semiconductors.

The calculation of the Hall conductivity and thermoelectric Hall coefficient is carried out within quantum edge formalism [7, 8, 25–27], where transport scattering time τ is assumed to be small compared with the inverse of cyclotron frequency $1/\omega_c$, i.e. $\omega_c\tau \gg 1$. In this condition, the magnitude of the longitudinal conductivity σ_{xx} is much smaller than σ_{xy} , which implies that the Hall resistivity is approximately given by $\rho_{yx} \approx 1/\sigma_{xy}$, and $S_{xx} \approx \rho_{yx}\alpha_{xy}$ [28]. Let us consider a 3D Weyl/Dirac semimetal with a volume $L_x L_y L_z$, where L_i with $i = x, y, z$ is the length of the material in the i -th direction. In the presence of an external magnetic field in the z -direction $\mathbf{B} = B\hat{\mathbf{z}}$, an electrons is confined to move on an orbit in the xy -plane, but move freely in the z -direction with the Fermi velocity v_F^z . A potential difference V_x is applied between the right ($x = +L_x/2$) and

left ($x = -L_x/2$) edges of the sample, which gives rise to the electric field $\mathbf{E} = E_x \hat{\mathbf{x}} = -\partial V_x / \partial x$. In the presence of both B and E_x , the Landau level (LL) spectrum without the Zeeman term is given by (see Sec. A in the Supplemental Material for the derivation):

$$E_n(B, k_y, k_z) = \varepsilon_d(B, k_y) + \varepsilon_n(B, k_z), \quad (1)$$

where $\varepsilon_d(k_y) \equiv \hbar k_y v_d$ and $\varepsilon_n(k_z) \equiv \text{sgn}(n) \sqrt{\mathcal{E}_B^2 |n| / \gamma^3 + (\hbar v_F^z k_z / \gamma)^2}$. Because of $\varepsilon_d(k_y)$, the LL is dispersive along k_y , which allows charge carriers to move in the y -direction with velocity $v_y = \hbar^{-1} \partial \varepsilon_n(k_y, k_z) / \partial k_y = v_d$, where $v_d \equiv E_x / B$ is the drift velocity. $\varepsilon_n(k_z)$ corresponds to the cyclotron energy, where $\mathcal{E}_B \equiv \sqrt{2} \hbar v_F^z / \ell_B$, $\ell_B \equiv \sqrt{\hbar / (eB)}$ is the magnetic length, and v_F^z is the Fermi velocity in the direction perpendicular to the magnetic field. Due to the relativistic nature of the Dirac fermion, the effect of E_x is also included in the Lorentz factor, $\gamma \equiv 1 / \sqrt{1 - (v_d / v_F^z)^2}$, which induces the shrinking of the LL for $E_x \neq 0$ [29, 30]. Nevertheless, since we focus on the case for strong B , we can take $\gamma \approx 1$. It is noted that for $|k_z| \neq 0$, there are two possible values of the zeroth LL, i.e. $E_{\pm 0} = \varepsilon_d(k_y) \pm \hbar v_F^z k_z$.

By using the fact that $\ell_B \ll L_z$, $k_z = 2\pi n_z / L_z$ ($n_z \in \mathbb{Z}$) can be treated as a continuous variable $\sum_{k_z} / L_z \rightarrow \int_0^\infty dk_z / \pi$, the density of states per unit volume (DOS) for each spin direction is given by

$$\mathcal{D}(E) = \frac{eB}{h} \sum_{k_y} \int_0^\infty \frac{dk_z}{\pi} \sum_{n=-\infty}^\infty N_n \delta[E - E_n(k_y, k_z)], \quad (2)$$

where we define $N_n \equiv 1/2$ (1) for $n = 0$ ($n \neq 0$) to avoid double counting of the zeroth LL that includes both E_{+0}

and E_{-0} . The number of charge carriers n_0 is given by the difference between the number of electrons and holes, as follows:

$$n_0 = \int_0^\infty dE \mathcal{D}(E) f(E - \mu^*) - \int_{-\infty}^0 dE \mathcal{D}(E) [1 - f(E - \mu^*)], \quad (3)$$

where $f(E - \mu^*) \equiv 1 / [e^{\beta(E - \mu^*)} + 1]$ is the Fermi-Dirac distribution function, $\beta \equiv 1 / (k_B T)$. The chemical potential μ^* is given as a function of x due to V_x :

$$\mu^*(x) = \mu + eV_x x / L_x, \quad (4)$$

where μ is a constant which determines the average carrier density [31] in the sample. Hereafter, we adopt the condition that μ in Eq. (4) is kept constant with respect to magnetic field.

For a given n_0 in Eq. (3), the electrical J_y and heat J_y^Q currents are given by [8]

$$\begin{pmatrix} J_y \\ J_y^Q \end{pmatrix} = v_y n_0 \begin{pmatrix} -e \\ E - \mu^* \end{pmatrix} = -E_x \begin{pmatrix} \sigma_{xy} \\ T \alpha_{xy} \end{pmatrix}. \quad (5)$$

By considering only the currents along the edges ($x = \pm L_x/2$), σ_{xy} and α_{xy} in Eq. (5) are given as a function of μ and T , as follows (see Secs. C and D in the Supplemental Material for the derivation):

$$\begin{aligned} \sigma_{xy} &= \frac{2e^2}{h} \sum_{j=\pm 1} \sum_{n=0}^\infty j N_n \int_0^\infty \frac{dk_z}{\pi} f[\varepsilon_n(B, k_z) - j\mu] \\ &\equiv \sigma_{xy}^{(0)} + \sum_{n=1}^\infty \sigma_{xy}^{(n)}, \end{aligned} \quad (6)$$

and

$$\alpha_{xy} = \frac{2ek_B}{h} \sum_{j=\pm 1} \sum_{n=0}^\infty N_n \int_0^\infty \frac{dk_z}{\pi} \left\{ \ln \left[1 + e^{-\beta \{\varepsilon_n(B, k_z) - j\mu\}} \right] + \frac{\beta [\varepsilon_n(B, k_z) - j\mu]}{1 + e^{\beta [\varepsilon_n(B, k_z) - j\mu]}} \right\} \equiv \alpha_{xy}^{(0)} + \sum_{n=1}^\infty \alpha_{xy}^{(n)}, \quad (7)$$

where $\sigma_{xy}^{(n)}$ and $\alpha_{xy}^{(n)}$ denote, respectively, the Hall conductivity and thermoelectric Hall coefficient for n -th LL. The prefactor of 2 in Eqs. (6) and (7) is given by assuming that filling factor of the LL at $x = \pm L_x/2$ are the same [32, 33], where almost symmetrical currents at the both edges flow in the same direction [31, 34]. The index $j = +1$ and -1 indicate the contributions of electron and hole, respectively. $\sigma_{xy}^{(0)}$ and $\alpha_{xy}^{(0)}$ are the Hall conductivity and thermoelectric Hall coefficient for the zeroth LL,

which are obtained analytically as follows:

$$\sigma_{xy}^{(0)} = \frac{2e^2}{h^2 v_F^z \beta} \sum_{j=\pm 1} j \ln(1 + e^{j\beta\mu}), \quad (8)$$

and

$$\alpha_{xy}^{(0)} = \frac{-2ek_B}{h^2 v_F^z} \sum_{j=\pm 1} \left[\frac{2}{\beta} \text{Li}_2(-e^{j\beta\mu}) + j\mu \ln(1 + e^{j\beta\mu}) \right], \quad (9)$$

where $\text{Li}_2(z) \equiv \sum_{k=1}^\infty z^k / k^2$ is the dilogarithm function.

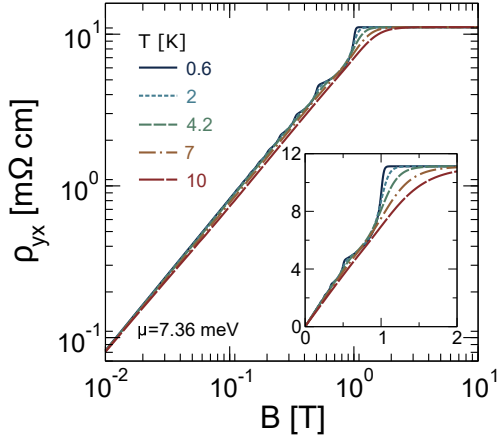


FIG. 1. Log-log plot of ρ_{yx} as a function of B for a constant $\mu = 7.36$ meV, for several values of T . Inset shows the linear plot of ρ_{yx} with $B = 0 - 2$ T.

Hereafter, we adopt the parameters for calculating $\rho_{yx} = 1/\sigma_{xy}$ and α_{xy} from the experimentally determined values of 3D Dirac material ZrTe₅ [12]. The material has an orthorhombic crystal structure and anisotropic Fermi velocities v_F^i along $i = a, b$, and c -axis, where $v_F^a = 1.164 \times 10^5$ m/s, $v_F^b = 1.534 \times 10^4$ m/s, and $v_F^c = 3.489 \times 10^5$ m/s. By aligning B parallel to the b -axis, the Fermi wavevector $k_F^b = 72.9 \times 10^{-3} \text{Å}^{-1}$ is extracted from the Hall plateau in the quantum limit, where only the zeroth LL is occupied. In order to reproduce experimental measurement of ρ_{yx} with our model, we use $k_F^z = k_F^b$, $v_F^z = v_F^b$, $v_F^\perp = \sqrt{v_F^a v_F^c} = 2.015 \times 10^5$ m/s, and $\mu = \hbar v_F^z k_F^z = 7.36$ meV.

In Fig. 1, we show a log-log plot of ρ_{yx} as a function of B for $T = 0.6, 2, 4.2, 7$ and 10 K. For all temperatures, the quantum Hall regime occurs at $B \sim 1$ T, as shown in the inset of Fig. 1. It is noted that the quantization of ρ_{yx} is not as pronounced as in the two-dimensional case, due to the logarithmic singularity of the DOS upon the integration on k_z (see Sec. B in the Supplemental Material). As we further increase B , ρ_{yx} becomes independent of B and T , which indicates that all $n > 0$ LLs are depopulated. As shown in the inset of Fig. 1, the Hall plateau at $\rho_{yx} \approx 11.6 \text{ m}\Omega \cdot \text{cm}$ occurs for $B \geq 1.2$ T. The present calculation reproduces recent experiments by Tang[14] and Galseki [12]. The good agreement can be attributed to small effective mass in ZrTe₅ [12, 14, 35–37] (in the order of $\sim 0.01m_e$, where m_e is the mass of free electron), and because there is only one spin degeneracy for each zeroth LL [13, 38, 39].

Let us discuss the quantum limit case, in which $\rho_{yx}(\mu, T) = 1/\sigma_{xy}^{(0)}(\mu, T)$. From Eq. (8), the term at $j = -1$ vanishes for low temperature ($|\mu\beta| \gg 1$), which means that only electrons contribute to the constant ρ_{yx} for $\mu > 0$ (and holes for $\mu < 0$ but with opposite sign of

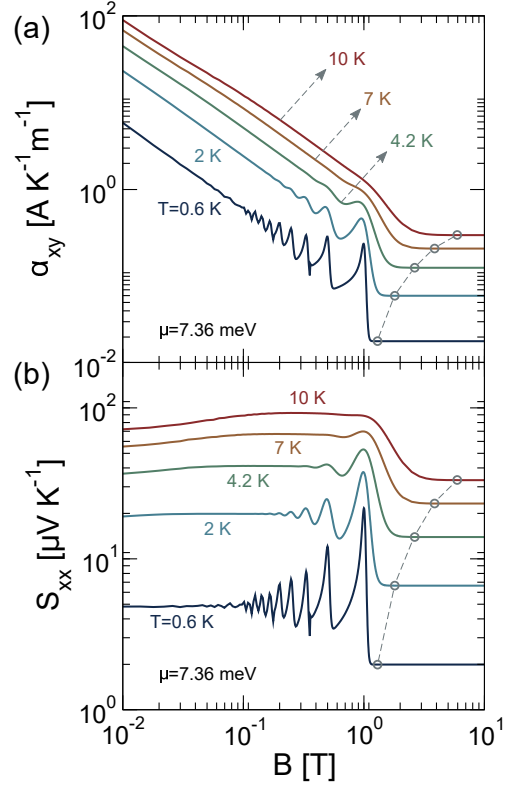


FIG. 2. Log-log plot of (a) α_{xy} and (b) S_{xx} as a function of B for several values of T . The chemical potential is set by $\mu = 7.36$ meV. Grey circles indicates the field $B = \mathcal{B}(\mu, T)$ where α_{xy} and S_{xx} begin to saturate.

ρ_{yx}). By using $\ln(1 + e^{\beta\mu}) \approx \beta\mu$, ρ_{yx} is independent of T as follows:

$$\rho_{yx} = \frac{2e^2\mu}{\hbar^2 v_F^z} = \frac{\pi\hbar}{e^2 k_F^z} = \frac{\hbar\lambda_F^z}{2e^2}, \quad (10)$$

where $\lambda_F^z = 2\pi/k_F^z \equiv \lambda_F^\parallel$. It is noted that the magnitude of the Hall plateau shown by Eq. (10) has been confirmed experimentally in the samples of ZrTe₅ with thickness $L_z \approx 100 \mu\text{m}$, while an experiment on the 2D Dirac semimetal Cd₃As₂ [40] with $L_z \approx 60 - 70$ nm does not indicate such behaviour. Thus, we show that Eq. (10) is indeed an intrinsic property of 3D Dirac semimetal.

In Figs. 2 (a) and (b), we show log-log plots of α_{xy} and $S_{xx} = \alpha_{xy}/\sigma_{xy} = \rho_{yx}\alpha_{xy}$ as a function of B for $T = 0.6, 2, 4.2, 7$ and 10 K, respectively. We can see that for $B \leq 1$ T, α_{xy} decreases linearly with increasing B , which means that α_{xy} is inversely proportional to B in the linear scale. On the other hand, S_{xx} does not show significant dependence on B . As B becomes larger, oscillations appear in both α_{xy} and S_{xx} for $T \leq 4.2$ K since a few LLs touch the chemical potential. Due to the smearing of the Fermi-Dirac distribution function by increasing T , the individual peaks in the oscillation become indistinguishable. As the quantum limit takes place, α_{xy}

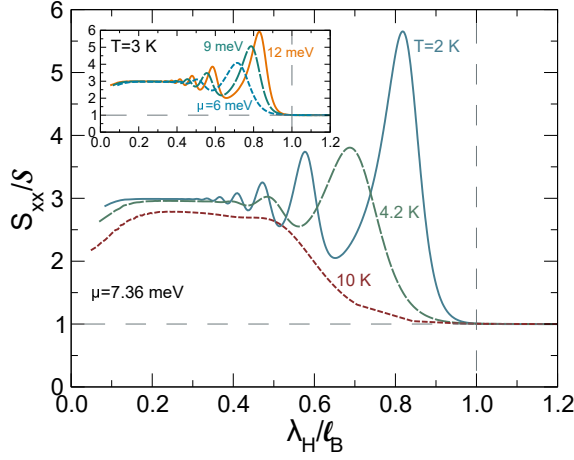


FIG. 3. Plot of the scaled Seebeck coefficient S_{xx}/S as a function of λ_H/ℓ_B for constant $\mu = 7.36$ meV for several values of T (straight lines). Inset: S_{xx}/S at a constant $T = 3$ K for several values of μ .

and S_{xx} become constants for all temperatures. By applying identity $\text{Li}_2(z) + \text{Li}_2(1/z) = -\pi^2/6 - [\ln(-z)]^2/2$ on Eq. (9), the explicit formula for thermoelectric Hall plateau $\alpha_{xy} = \alpha_{xy}^{(0)}$ is given as follows:

$$\alpha_{xy} = \frac{2\pi^2}{3} \frac{ek_B^2}{h^2 v_F^z} T. \quad (11)$$

Eq. (11) was first obtained by Kozii et al. [8] as the saturating limit for α_{xy} of an ideal 3D Dirac material at a large B , with a fixed number of carriers. We complement the result by showing that exactly the same formula also prevails for a fixed chemical potential. By combining Eqs. (10) and (11), S_{xx} at the quantum limit is given by

$$S_{xx} = \frac{\pi^2}{3} \frac{k_B^2}{e} \frac{T}{\mu} \equiv S, \quad (12)$$

where S is the expression for the Seebeck coefficient of the Fermi liquid system [24].

Now, let us discuss the onset of magnetic field, B , in which the 3D Dirac/Weyl material behaves as the Fermi liquid system at $\mathcal{B}(\mu, T)$ (open circles in Figs. 2). It is noted that in the quantum limit, the uncertainty principle determines that the radius of electron's orbit is given by the magnetic length ℓ_B . Therefore, it is useful to express the dependence of \mathcal{B} in term of the length scales associated with μ and T , in the direction perpendicular to B where magnetic confinement of electrons occurs. At $T = 0$ K, the plateau is formed when the magnetic energy is larger than the chemical potential, i.e. $\mathcal{E}_B \geq \mu$ with $\mu = \hbar v_F^\perp k_F^\perp = \hbar v_F^\perp / \lambda_F^\perp$. Thus, near the absolute zero, S_{xx} becomes S when the ratio of the two length scales satisfies $\ell_B / \lambda_F^\perp \leq 1/(\sqrt{2}\pi) \approx 0.225$.

For given a finite T , σ_{xy} and α_{xy} are obtained by a convolution of $-\partial f(E - \mu, T)/\partial E = (\beta/4)\text{sech}^2[\beta(E - \mu)/2]$

with those quantities at $T = 0$ K (see Supplemental material). Thus, the shift from ℓ_B/λ_F^\perp is given by $W = 2k_B T/\mathcal{E}_B$, resulting in Eq. (12) holds if following condition is satisfied:

$$\frac{\ell_B}{\lambda_F^\perp} + W \leq \frac{1}{\sqrt{2}\pi}. \quad (13)$$

The length scale associated with the temperature is thermal de Broglie wavelength [6]. We adopt a definition of the thermal de Broglie wavelength [41] which is suitable for massless particle $\Lambda^\perp \equiv \hbar v_F^\perp / (2\pi^{1/3} k_B T)$. Equivalently, $W = \sqrt{2}\pi^{2/3} \ell_B / \Lambda^\perp$. By defining $1/\lambda_H$ as a weighted harmonic sum of λ_F^\perp and Λ^\perp :

$$\frac{1}{\lambda_H} = \frac{\sqrt{2}\pi}{\lambda_F^\perp} + \frac{2\pi^{5/3}}{\Lambda^\perp}, \quad (14)$$

the condition for obtaining $S_{xx} = S$ is given by $\lambda_H/\ell_B \geq 1$. In Fig 3, we plot S_{xx}/S with $\mu = 7.36$ meV for $T = 2, 4.2$, and 10 K. Here, we can see the suppression of quantum oscillation for $\lambda_H/\ell_B \geq 1$. In Fig 3, Λ^\perp is varying while λ_F^\perp remains constant. For the opposite condition, we plot S_{xx}/S for $\mu = 6, 9$, and 12 K at a constant $T = 3$ K (see inset plot in Fig 3), where similar behaviour is observed. This phenomenon shows that the confinement within the length of ℓ_B will transform the 3D Dirac fermions into a Fermi liquid system. In other words, the states of the Dirac fermions at the zeroth LL become localized in the k -space within a small Fermi surface (due to low carrier density n_0), which does not change with keeping chemical potential constant. In contrast, for an ordinary massive 3D electron gas with a fixed μ , we show in the Section E of Supplemental material that ρ_{yx} tends to increase after $n = 1$ LL is emptied, while α_{xy} becomes zero. This phenomenon is unlikely to occur because of large n_0 , which tends to be preserved in order to minimize the change of energy [12].

Finally, we have to consider the ranges of B and T in which the Fermi liquid phase can survive. For $\lambda_H/\ell_B \leq 1.2$ in Fig. 3, the maximum value of B is around 6 T for $T \leq 10$ K and $\mu \leq 12$ meV. Around this B and higher, the scaling law may be broken if the Zeeman term becomes more noticeable, especially if the material has a large g -factors. This may explain the increase of ρ_{xy} in ZrTe_5 [12, 14] and HfTe_5 [15] for $B \geq 3$ T though the Hall plateaus are observed for $B < 3$ T. In these materials, the value of g is in the order ~ 10 [12, 35, 39, 42]). It also has been observed that large B can drive phase transitions such as band inversion [38, 43], anomalous QHE [42], as well as fractional QHE [14] and mass generation [44] due to many body interactions. Also at higher temperature, the transport becomes dissipative due to scattering effects [9], where ρ_{xx} increases, and as a consequence, the relation $S_{xx} \approx \rho_{yx}\alpha_{xy}$ is no longer valid. Nevertheless, our proposed scaling law for an ideal 3d Dirac material may be observed experimentally within proper ranges of B and T .

In summary, we have analytically shown that at a fixed chemical potential, both the Hall resistivity and thermoelectric Hall coefficient show plateau structures. In this condition, magnetic confinement of carriers occupying the zeroth LL transform the 3D Dirac/Weyl fermion into the Fermi liquid. Particularly, the threshold of this phenomenon can be parameterized by magnetic length, the Fermi wavelength, and the thermal de Broglie wavelength. Our findings establish a relationship between the three fundamental lengths in the quantum Hall and thermoelectric Hall effects in the 3D Dirac/Weyl semimetals.

ACKNOWLEDGMENTS

N.T.H. acknowledges JSPS KAKENHI (Grant No. JP20K15178) and the financial support from the Frontier Research Institute for Interdisciplinary Sciences, Tohoku University. R.S. acknowledges JSPS KAKENHI Grant No JP18H01810 and CSIS, Tohoku University.

* pratama.fr@aist.go.jp

† nguyen@flex.phys.tohoku.ac.jp

- [1] L. D. Hicks and M. S. Dresselhaus, Phys. Rev. B **47**, 12727 (1993).
- [2] L. D. Hicks and M. S. Dresselhaus, Phys. Rev. B **47**, 16631 (1993).
- [3] J. P. Heremans, M. S. Dresselhaus, L. E. Bell, and D. T. Morelli, Nat. Nanotechnol. **8**, 471 (2013).
- [4] N. T. Hung, E. H. Hasdeo, A. R. T. Nugraha, M. S. Dresselhaus, and R. Saito, Phys. Rev. Lett. **117**, 036602 (2016).
- [5] N. T. Hung, A. R. T. Nugraha, and R. Saito, Phys. Rev. Applied **9**, 024019 (2018).
- [6] N. T. Hung and R. Saito, Adv. Quantum Technol. **4**, 2000115 (2021).
- [7] B. Skinner and L. Fu, Sci. Adv. **4**, eaat2621 (2018).
- [8] V. Kozii, B. Skinner, and L. Fu, Phys. Rev. B **99**, 155123 (2019).
- [9] F. Han, N. Andrejevic, T. Nguyen, V. Kozii, Q. T. Nguyen, T. Hogan, Z. Ding, R. Pablo-Pedro, S. Parjan, B. Skinner, *et al.*, Nat. Commun. **11**, 1 (2020).
- [10] W. Zhang, P. Wang, B. Skinner, R. Bi, V. Kozii, C.-W. Cho, R. Zhong, J. Schneeloch, D. Yu, G. Gu, *et al.*, Nat. Commun. **11**, 1 (2020).
- [11] See generalizations of this result for massive [PRB 100, 155439 (2019)] and multi-3D Dirac/Weyl semimetals [PRB 105, 035201 (2022)].
- [12] S. Galeski, T. Ehmcke, R. Wawrzyńczak, P. M. Lozano, K. Cho, A. Sharma, S. Das, F. Küster, P. Sessi, M. Brando, *et al.*, Nat. Commun. **12**, 1 (2021).
- [13] R. Chen, Z. Chen, X.-Y. Song, J. Schneeloch, G. Gu, F. Wang, and N. Wang, Phys. Rev. Lett. **115**, 176404 (2015).
- [14] F. Tang, Y. Ren, P. Wang, R. Zhong, J. Schneeloch, S. A. Yang, K. Yang, P. A. Lee, G. Gu, Z. Qiao, and L. Zhang, Nature **569**, 537 (2019).
- [15] P. Wang, Y. Ren, F. Tang, P. Wang, T. Hou, H. Zeng, L. Zhang, and Z. Qiao, Phys. Rev. B **101**, 161201 (2020).
- [16] H. Störmer, J. Eisenstein, A. Gossard, W. Wiegmann, and K. Baldwin, Phys. Rev. Lett. **56**, 85 (1986).
- [17] B. I. Halperin, Jpn. J. Appl. Phys. **26**, 1913 (1987).
- [18] D. Sehayek, M. Thakurathi, and A. Burkov, Phys. Rev. B **102**, 115159 (2020).
- [19] F. Qin, S. Li, Z. Du, C. Wang, W. Zhang, D. Yu, H.-Z. Lu, X. Xie, *et al.*, Phys. Rev. Lett. **125**, 206601 (2020).
- [20] M. Chang, H. Geng, L. Sheng, and D. Xing, Phys. Rev. B **103**, 245434 (2021).
- [21] M. Chang and L. Sheng, Phys. Rev. B **103**, 245409 (2021).
- [22] R. Ma, D. N. Sheng, and L. Sheng, Phys. Rev. B **104**, 075425 (2021).
- [23] F. Xiong, C. Honerkamp, D. M. Kennes, and T. Nag, arXiv preprint arXiv:2202.08610 (2022).
- [24] K. Behnia and H. Aubin, Rep. Prog. Phys. **79**, 046502 (2016).
- [25] B. I. Halperin, Phys. Rev. B **25**, 2185 (1982).
- [26] S. M. Girvin and M. Jonson, J. Phys. C: Solid State Phys. **15**, L1147 (1982).
- [27] D. L. Bergman and V. Oganessian, Phys. Rev. Lett. **104**, 066601 (2010).
- [28] K. Von Klitzing, Rev. Mod. Phys. **58**, 519 (1986).
- [29] N. Peres and E. V. Castro, J. Phys. Condens. Matter **19**, 406231 (2007).
- [30] V. Arjona, E. V. Castro, and M. A. Vozmediano, Phys. Rev. B **96**, 081110 (2017).
- [31] R. R. Gerhardts, K. Panos, and J. Weis, New J. Phys. **15**, 073034 (2013).
- [32] M. E. Cage, J. Res. Natl. Inst. Stand. Technol. **102**, 677 (1997).
- [33] K. Panos, R. Gerhardts, J. Weis, and K. Von Klitzing, New J. Phys. **16**, 113071 (2014).
- [34] P. Haremski, M. Mausser, A. Gauß, K. von Klitzing, and J. Weis, Phys. Rev. B **102**, 205306 (2020).
- [35] Y. Jiang, Z. Dun, H. Zhou, Z. Lu, K.-W. Chen, S. Moon, T. Besara, T. Siegrist, R. Baumbach, D. Smirnov, *et al.*, Phys. Rev. B **96**, 041101 (2017).
- [36] G. Zheng, J. Lu, X. Zhu, W. Ning, Y. Han, H. Zhang, J. Zhang, C. Xi, J. Yang, H. Du, *et al.*, Phys. Rev. B **93**, 115414 (2016).
- [37] J. Wang, J. Niu, B. Yan, X. Li, R. Bi, Y. Yao, D. Yu, and X. Wu, Proc. Natl. Acad. Sci. **115**, 9145 (2018).
- [38] J. Zhang, C. Wang, C. Guo, X. Zhu, Y. Zhang, J. Yang, Y. Wang, Z. Qu, L. Pi, H.-Z. Lu, *et al.*, Phys. Rev. Lett. **123**, 196602 (2019).
- [39] Z.-G. Chen, R. Chen, R. Zhong, J. Schneeloch, C. Zhang, Y. Huang, F. Qu, R. Yu, Q. Li, G. Gu, *et al.*, Proc. Natl. Acad. Sci. **114**, 816 (2017).
- [40] C. Zhang, Y. Zhang, X. Yuan, S. Lu, J. Zhang, A. Narayan, Y. Liu, H. Zhang, Z. Ni, R. Liu, *et al.*, Nature **565**, 331 (2019).
- [41] Z. Yan, Eur. J. Phys. **21**, 625 (2000).
- [42] Y. Liu, H. Wang, H. Fu, J. Ge, Y. Li, C. Xi, J. Zhang, J. Yan, D. Mandrus, B. Yan, *et al.*, Phys. Rev. B **103**, L201110 (2021).
- [43] G. Zheng, X. Zhu, Y. Liu, J. Lu, W. Ning, H. Zhang, W. Gao, Y. Han, J. Yang, H. Du, *et al.*, Phys. Rev. B **96**, 121401 (2017).
- [44] Y. Liu, X. Yuan, C. Zhang, Z. Jin, A. Narayan, C. Luo, Z. Chen, L. Yang, J. Zou, X. Wu, *et al.*, Nat. Commun. **7**, 1 (2016).