

Robust Stutter Bisimulation for Abstraction and Controller Synthesis with Disturbance: Proofs [★]

Jonas Krook ^{a,c,*} Robi Malik ^b Sahar Mohajerani ^a Martin Fabian ^a

^a*Department of Electrical Engineering, Chalmers University of Technology, Göteborg, Sweden*

^b*Department of Software Engineering, University of Waikato, Hamilton, New Zealand*

^c*Zenseact, Göteborg, Sweden*

Abstract

This paper proposes a method to synthesise controllers for cyber-physical systems such that the controlled systems satisfy specifications given as linear temporal logic formulas. The focus is on systems with *disturbance*, where future states cannot be predicted exactly due to uncertainty in the environment. The approach used to solve this problem is to first construct a finite-state abstraction of the original system and then synthesise a controller for the abstract system. For this approach, the *robust stutter bisimulation* relation is introduced, which preserves the existence of controllers for any given linear temporal logic formula. States are related by the robust stutter bisimulation relation if the same target sets can be guaranteed to be reached or avoided under control of some controllers, thereby ensuring that disturbances have similar effect on paths that start in related states. This paper presents an algorithm to construct the corresponding robust stutter bisimulation *quotient* to solve the abstraction problem, and it is shown, by explicit construction, that there exists a controller enforcing a linear temporal logic formula for the original system if and only if a corresponding controller exists for the quotient system. Lastly, the result of the algorithm and the controller construction are demonstrated by application to an example of robot navigation.

Key words: Controller synthesis; Cyber-Physical Systems; Disturbances; Linear temporal logic; Abstraction.

1 Introduction

Cyber-physical systems consist of physical systems and digital computers affecting and interacting with each other (Lee, 2015). This can be a continuous time dynamical system subject to control inputs and process disturbances, which is under control of a computer with a fixed sampling time. Cyber-physical systems are often safety critical, thus it is highly desirable to have correctness guarantees. One way to achieve such guarantees is to use *formal synthesis* to construct the control logic automatically (Belta et al., 2017).

Formal synthesis uses a model of the cyber-physical system and a *formal specification* to compute the allowed

control actions such that the behaviour of the controlled system satisfies the specification. The specification is a formalisation of the requirements, and it can be expressed in, for instance, *Linear Temporal Logic* (LTL, Baier and Katoen 2008). LTL extends propositional logic with temporal operators with which requirements on future behaviour can be specified.

Standard algorithms (Ramadge, 1989; Kloetzer and Belta, 2008; Belta et al., 2017) for controller synthesis with LTL specifications require finite transition systems, whereas many cyber-physical systems are described by continuous models with an infinite state space. Such models can be turned into transition systems by *discretisation*, but in general neither the state space nor the transition relation of the resulting *concrete* transition system are finite (Tabuada, 2009). One approach to reduce the size of the state space is by attempting to form a finite-state *abstraction* by grouping states into a finite *quotient* state space. One such abstraction method is *bisimulation* (Milner, 1989). It preserves all LTL properties (Baier and Katoen, 2008), and is guaranteed to produce finite quotient spaces for certain

[★] This work was partially supported by the Wallenberg AI, Autonomous Systems and Software Program (WASP) funded by the Knut and Alice Wallenberg Foundation.

* Corresponding author.

Email addresses: krookj@chalmers.se (Jonas Krook), robi@waikato.ac.nz (Robi Malik), mohajera@chalmers.se (Sahar Mohajerani), fabian@chalmers.se (Martin Fabian).

types of systems (Alur et al., 2000).

If the bisimulation quotient of a system is infinite, a finite quotient space might be obtained by using a coarser abstraction. One approach to obtain coarser quotients is *approximate* bisimulation where bisimulation is relaxed to allow a bounded difference between the behaviours of the concrete and abstract system (Girard and Pappas, 2007). Coarser quotients also result from (approximate) *simulation* (Tabuada, 2006; Zamani et al., 2011; Belta et al., 2017; Reissig et al., 2016), which relaxes bisimulation by retaining only some controlled behaviours of the concrete system to the abstract system. *Dual-simulation* (Wagenmaker and Ozay, 2016) produces a coarser abstraction than bisimulation by using overlapping subsets. Another coarse abstraction is obtained by *divergent stutter bisimulation* which allows *stutter steps* within the abstract states (Baier and Katoen, 2008). Mohajerani et al. (2021) show that divergent stutter bisimulation yields abstractions for which a controller can be synthesised if and only if a controller can be synthesised for the concrete system, given that the synthesis is performed with LTL specifications without the next operator ($LTL_{\setminus \circ}$). Omitting this operator means that specifications cannot refer to specific time intervals, but this is not always necessary for formalising the requirements. All the above work applies to *deterministic* transition systems and does not work for systems that are subject to process disturbances.

Many concrete systems are subject to disturbances that either stem from the system dynamics or fidelity loss in the discretisation. Abstraction methods for controller synthesis for non-deterministic transition systems have been considered before. In the work by Liu and Ozay (2016), $LTL_{\setminus \circ}$ is used as the specification formalism, and the abstract transition systems are constructed from continuous-time dynamical systems subject to disturbances. Nilsson et al. (2012) considers abstractions of discrete-time systems subject to disturbances where N -step reachability is the basis for abstraction. However, for these approaches, controllers that exist in the concrete system might not have a corresponding controller in the abstract system. Another abstraction approach is (approximate) *alternating bisimulation* (Alur et al., 1998; Pola and Tabuada, 2009) which is an extension of (approximate) bisimulation applicable for synthesis with LTL specifications on non-deterministic systems.

This paper addresses the problem of designing a controller for a given non-deterministic concrete transition system and an $LTL_{\setminus \circ}$ specification through an abstraction method that guarantees that a controller can be synthesised for the concrete system if and only if a controller can be synthesised for the abstract system. By only considering $LTL_{\setminus \circ}$ specifications, it is possible to construct coarser abstractions compared to existing work. The abstractions are based on the *robust stutter bisimulation* relation introduced in this paper, which extends diver-

gent stutter bisimulation to non-deterministic systems, and relaxes alternating bisimulation to $LTL_{\setminus \circ}$ specifications. As such, this work can be seen as a combination of the works by Mohajerani et al. (2021) and Pola and Tabuada (2009). It is shown how an abstract transition system can be constructed based on robust stutter bisimulation, and how this abstraction is used to synthesise and implement a controller for the concrete system.

In the following, Section 2 introduces notations of transition systems and linear temporal logic. Section 3 gives an overview of the proposed steps for controller synthesis by abstraction, which are detailed in the following sections 4–7. Afterwards, Section 8 applies to idea to an example, and Section 9 adds concluding remarks. Formal proofs of all results can be found in the appendix.

2 Preliminaries

2.1 Transition systems

Transition systems describe how systems or processes evolve from one state to the next. The states are labelled with atomic propositions, which can be used by formulas to refer to specific states or groups of states.

Definition 1. A *transition system* is a tuple $G = \langle S, \Sigma, \delta, S^\circ, AP, L \rangle$ where

- S is a set of *states*;
- Σ is a set of *transition labels*;
- $\delta \subseteq S \times \Sigma \times S$ is a *transition relation*;
- $S^\circ \subseteq S$ is a set of *initial states*;
- AP is a set of *atomic propositions*;
- $L: S \rightarrow 2^{AP}$ is a *state labelling function*.

A system modelled by a difference equation

$$x(t + \Delta t) = g(x(t), u(t), w(t)) \quad (1)$$

where $x \in \mathcal{X}$ is the state, $u \in \mathcal{U}$ is the control input, and $w \in \mathcal{W}$ is the disturbance, can be represented as a transition system $G = \langle S, \Sigma, \delta, S^\circ, AP, L \rangle$ with state space $S = \mathcal{X}$ and transition labels $\Sigma = \mathcal{U}$ (Tabuada, 2009). If for $u \in \mathcal{U}$, there exists $w \in \mathcal{W}$ such that $s_1 = g(s_0, u, w)$, then there is transition $(s_0, u, s_1) \in \delta$.

Sequences of states of a transition system are used to represent traversals of the transition system. S^* and S^ω denote the sets of all finite and infinite sequences of elements of S , respectively, and $S^\infty = S^* \cup S^\omega$. The set of non-empty finite sequences is denoted by $S^+ = S^* \setminus \{\varepsilon\}$, where ε is the empty sequence. Two sequences $\rho \in S^*$ and $\pi \in S^\infty$ can be concatenated to form a new sequence $\rho\pi \in S^\infty$. A finite sequence $\rho \in S^*$ is a *prefix* of $\pi \in S^\infty$, written $\rho \sqsubseteq \pi$, if there exists a sequence $\pi' \in S^\infty$ such that $\rho\pi' = \pi$, and ρ is a *proper prefix* of π ,

written $\rho \sqsubset \pi$, if $\rho \sqsubseteq \pi$ and $\rho \neq \pi$. To be a traversal of a transition system, a sequence of states must be allowed by the transition relation:

Definition 2. Let G be a transition system. A finite sequence of states $\rho = s_0 \cdots s_n \in S^*$ is a *finite path fragment* of G if for all $0 \leq i < n$ there exists $\sigma_i \in \Sigma$ such that $(s_i, \sigma_i, s_{i+1}) \in \delta$. The set of all finite path fragments of G is denoted $\text{Frag}^*(G)$. An infinite sequence of states $\pi \in S^\omega$ is an *infinite path fragment* of G if for all finite prefixes $\rho \sqsubset \pi$ it holds that $\rho \in \text{Frag}^*(G)$. The set of all infinite path fragments of G is denoted $\text{Frag}^\omega(G)$. The set of all path fragments of G is $\text{Frag}^\infty(G) = \text{Frag}^*(G) \cup \text{Frag}^\omega(G)$. A *path* of G is an infinite path fragment $\pi = s_0 s_1 \cdots \in \text{Frag}^\omega(G)$ with $s_0 \in S^\circ$. The set of all paths of G is denoted $\text{Paths}^\omega(G)$.

That is, path fragments can start in any state of the transition system, whereas paths start in an initial state.

An important property of transition systems is *deadlock freedom*, which ensures that progress is possible from every state.

Definition 3. A transition system $G = \langle S, \Sigma, \delta, S^\circ, \text{AP}, L \rangle$ is *deadlock-free* if for each state $s \in S$ there exists a label $\sigma \in \Sigma$ and a state $t \in S$ such that $(s, \sigma, t) \in \delta$.

In a deadlock-free system, every finite path fragment can be extended infinitely. If a system is not deadlock-free, it contains deadlock states from where no further transitions are possible.

2.2 Relations

Given a set X , a relation $\mathcal{R} \subseteq X \times X$ is an *equivalence relation* on X if it is reflexive, symmetric, and transitive. The *equivalence class* of $x \in X$ is $[x]_{\mathcal{R}} = \{x' \in X \mid (x, x') \in \mathcal{R}\}$. The set of all equivalence classes modulo \mathcal{R} , the *quotient space* of X under \mathcal{R} , is $X/\mathcal{R} = \{[x]_{\mathcal{R}} \mid x \in X\}$. Such partitioning into equivalence classes is one way to abstract the state set of a transition system, where in the abstract system each equivalence class is one state. A relation \mathcal{R}_1 is a *refinement* of a relation \mathcal{R}_2 if $\mathcal{R}_1 \subseteq \mathcal{R}_2$. In this case, \mathcal{R}_1 is said to be *finer* than \mathcal{R}_2 , and \mathcal{R}_2 is *coarser* than \mathcal{R}_1 .

Definition 4. Let $\mathcal{R} \subseteq X \times X$ be an equivalence relation. A set $T \subseteq X$ is a *superblock* of \mathcal{R} , if for all $x_1 \in T$ and all $x_2 \in X$ such that $(x_1, x_2) \in \mathcal{R}$, it holds that $x_2 \in T$. The set of all superblocks of \mathcal{R} is denoted $\text{SB}(\mathcal{R})$.

Superblocks are sets of elements that are closed under the equivalence relation \mathcal{R} . Alternatively, they can be characterised as unions of zero or more equivalence classes. Note that the empty set also is a superblock.

Example 1. Let $X = \{1, 2, 3, 4, 5\}$ and

$$\mathcal{R} = \{(1, 1), (1, 2), (1, 3), (2, 1), (2, 2), (2, 3), (3, 1), (3, 2), (3, 3), (4, 4), (4, 5), (5, 4), (5, 5)\}.$$

\mathcal{R} is a relation on X since $\mathcal{R} \subseteq X \times X$, and it is an equivalence relation since it is reflexive, symmetric, and transitive. The equivalence classes are $[1]_{\mathcal{R}} = [2]_{\mathcal{R}} = [3]_{\mathcal{R}} = \{1, 2, 3\}$, and $[4]_{\mathcal{R}} = [5]_{\mathcal{R}} = \{4, 5\}$. The set of equivalence classes modulo \mathcal{R} is $X/\mathcal{R} = \{[1]_{\mathcal{R}}, [2]_{\mathcal{R}}, [3]_{\mathcal{R}}, [4]_{\mathcal{R}}, [5]_{\mathcal{R}}\} = \{\{1, 2, 3\}, \{4, 5\}\}$. The set of superblocks is $\text{SB}(\mathcal{R}) = \{\emptyset, \{1, 2, 3\}, \{4, 5\}, \{1, 2, 3, 4, 5\}\}$. \square

2.3 Linear Temporal Logic

A formula of *Linear Temporal Logic without Next* ($\text{LTL}_{\setminus \circ}$) is a logical formula consisting of atomic propositions from a set AP , the propositional logic operators, and the binary operator \mathcal{U} . Its syntax is defined by $\varphi = \top \mid p \mid \neg\psi \mid \psi \wedge \theta \mid \psi \mathcal{U} \theta$, where $p \in \text{AP}$, and ψ and θ are $\text{LTL}_{\setminus \circ}$ formulas.

Definition 5. Let $G = \langle S, \Sigma, \delta, S^\circ, \text{AP}, L \rangle$. Let ψ and θ be $\text{LTL}_{\setminus \circ}$ formulas, and let $p \in \text{AP}$ be an atomic proposition. Whether a path fragment $\pi = s_0 s_1 \cdots \in \text{Frag}^\infty(G)$ satisfies the $\text{LTL}_{\setminus \circ}$ formula φ , written $\pi \models \varphi$, is defined inductively on the structure of φ :

- $\pi \models \top$ always holds;
- $\pi \models p$ iff $p \in L(s_0)$;
- $\pi \models \neg\psi$ iff $\pi \models \psi$ does not hold;
- $\pi \models \psi \wedge \theta$ iff $\pi \models \psi$ and $\pi \models \theta$;
- $\pi \models \psi \mathcal{U} \theta$ iff there is $m \geq 0$ such that $s_m s_{m+1} \cdots \models \theta$ and for all $0 \leq i < m$ it holds that $s_i s_{i+1} \cdots \models \psi$.

An $\text{LTL}_{\setminus \circ}$ formula φ holds at state s , written $\langle G, s \rangle \models \varphi$, if all infinite path fragments starting at s satisfy φ , i.e., $\pi \models \varphi$ for all infinite path fragments $\pi \in \text{Frag}^\omega(G)$ with $s \sqsubset \pi$. The transition system G satisfies the $\text{LTL}_{\setminus \circ}$ formula φ , written $G \models \varphi$, if $\langle G, s^\circ \rangle \models \varphi$ for all initial states $s^\circ \in S^\circ$.

The other propositional logic operators ($\vee, \rightarrow, \leftrightarrow$) can be defined based on \top, \wedge , and \neg . Some additional temporal operators can be defined based on the existing ones by $\diamond\psi \equiv \top \mathcal{U} \psi$, $\square\psi \equiv \neg\diamond\neg\psi$, and $\psi \mathcal{W} \theta \equiv \square\psi \vee (\psi \mathcal{U} \theta)$. The operators \mathcal{U} and \mathcal{W} , read as (*strong*) *until* and *weak until*, are of particular importance in this paper. If $\psi \mathcal{U} \theta$ is satisfied on a path fragment, then θ eventually holds for some state in the path fragment, and ψ holds in all states before that. $\psi \mathcal{W} \theta$ is similar to $\psi \mathcal{U} \theta$, but it is also satisfied on path fragments where ψ holds in all states.

$\text{LTL}_{\setminus \circ}$ can be generalised to be defined over state sets $X \subseteq S$ instead of only atomic propositions. For a path fragment $\pi = s_0 s_1 \cdots \in \text{Frag}^\infty(G)$, let $\pi \models X$ iff $s_0 \in X$. Such $\text{LTL}_{\setminus \circ}$ formulas will in the following be called *generalised* $\text{LTL}_{\setminus \circ}$ formulas.

Definition 6. Let $G = \langle S, \Sigma, \delta, S^\circ, \text{AP}, L \rangle$ be a transition system, and let $\mathcal{R} \subseteq S \times S$ be an equivalence relation. A *stutter step formula* for G is a generalised $\text{LTL}_{\setminus \circ}$ formula of the form $P \mathcal{V} T$, where $P, T \subseteq S$ with $P \cap T = \emptyset$ and \mathcal{V} is either \mathcal{U} or \mathcal{W} . If $P, T \in \text{SB}(\mathcal{R})$, then the formula $P \mathcal{V} T$ is also called an *\mathcal{R} -superblock step formula* from P .

Stutter step formulas $P \mathcal{V} T$ describe the immediate future when a system is in some state set P . The set T contains states that can be entered next from P . A stutter step formula of the form $P \mathcal{U} T$ means that a path visiting P will eventually reach T , whereas $P \mathcal{W} T$ means that it is possible to stay in P indefinitely or enter T . Superblock step formulas require the source and target sets P and T to be superblocks of an equivalence relation. They describe elementary steps of an abstract system whose states are equivalence classes. The interest in stutter step formulas is because they make it possible to abstract away so-called *stutter steps*, which are transitions within an equivalence class. Whether a path fragment satisfies an \mathcal{R} -superblock step formula is independent of the number of stutter steps. If \mathcal{R} preserves state labels, then it can also be shown that the satisfaction of $\text{LTL}_{\setminus \circ}$ formulas is independent of such repeated steps.

Given a transition system $G = \langle S, \Sigma, \delta, S^\circ, \text{AP}, L \rangle$ and a sequence $\pi = s_0 s_1 \dots \in \text{Frag}^\infty$, the state labelling function L is extended to π by $L(\pi) = L(s_0)L(s_1)\dots \in (2^{\text{AP}})^\infty$. Moreover, the *stutter free* sequence $\text{sf}(\pi) \in S^\infty$ is obtained from π by removing all elements s_{i+1} such that $s_{i+1} = s_i$.

Definition 7. Let G be a transition system. Two path fragments $\pi_1, \pi_2 \in \text{Frag}^\infty(G)$ are *stutter equivalent* if $\text{sf}(L(\pi_1)) = \text{sf}(L(\pi_2))$ and if π_1 and π_2 are either both finite or both infinite.

Theorem 1 (Baier and Katoen 2008). Let G be a transition system, φ an $\text{LTL}_{\setminus \circ}$ formula, and let $\pi_1, \pi_2 \in \text{Frag}^\omega(G)$ be two stutter equivalent path fragments. Then $\pi_1 \models \varphi$ iff $\pi_2 \models \varphi$.

2.4 Controllers

Transition systems can be controlled by restricting the subset of transitions that are allowed next. A controller does this by deciding, based on the history of visited states, the set of allowed transition labels.

Definition 8. Let $G = \langle S, \Sigma, \delta, S^\circ, \text{AP}, L \rangle$ be a transition system. A *general controller*, or simply *controller*, for G is a function $C: S^+ \rightarrow 2^\Sigma$.

When a controller is applied to a transition system G , the resultant behaviour is described by another transition system, called the *controlled system*. As the controller has access to all historic states of the original

transition system G , the states of the controlled system are sequences of states of G .

Definition 9. Let $G = \langle S, \Sigma, \delta, S^\circ, \text{AP}, L \rangle$ be a transition system, and let $C: S^+ \rightarrow 2^\Sigma$ be a controller for G . The *controlled system* is $C/G = \langle S^+, \Sigma, \delta_C, S^\circ, \text{AP}, L_C \rangle$, where

$$\delta_C = \{ (s_0 \dots s_n, \sigma, s_0 \dots s_n s_{n+1}) \in S^+ \times \Sigma \times S^+ \mid (s_n, \sigma, s_{n+1}) \in \delta \text{ and } \sigma \in C(s_0 \dots s_n) \}.$$

and $L_C(s_0 \dots s_n) = L(s_n)$.

The initial states of the controlled system C/G are the initial states of the original system G , interpreted as sequences of length one. After observing a state sequence $s_0 \dots s_n$, the state of G is s_n and the state of C/G is $s_0 \dots s_n$. The transitions from this state in C/G are those possible in G from s_n and allowed by C from $s_0 \dots s_n$.

Definition 10. A controller C for a transition system G is *deadlock-free* if C/G is deadlock-free.

Definition 11. Let G be a transition system. A controller C *enforces* a (generalised) $\text{LTL}_{\setminus \circ}$ -formula ψ from state s of G if $\langle C/G, s \rangle \models \psi$, and C enforces ψ on G if $C/G \models \psi$.

In other words, an $\text{LTL}_{\setminus \circ}$ formula is enforced from a state if every controlled path fragment starting from that state satisfies the formula. The state in question may or may not be an initial state, as controllers may also be defined for path fragments that do not start with an initial state. An $\text{LTL}_{\setminus \circ}$ formula is enforced on a transition system if it is enforced from every initial state.

The path fragments of a controlled system C/G are given by $\text{Frag}^\infty(C/G)$, which by definition are sequences of states of C/G and thus sequences of sequences of states of G . The following definition of *permitted* path fragments, $\text{Frag}^\infty(C, G)$, is used to replace such by simple sequences of states, projecting a path fragment $(s_0)(s_0 s_1) \dots (s_0 s_1 \dots s_n) \dots$ of the controlled system C/G to the path fragment $s_0 s_1 \dots s_n \dots$ of G .

Definition 12. Let G be a transition system, and let $C: S^+ \rightarrow 2^\Sigma$ be a controller for G . A finite path fragment $\rho = s_0 s_1 s_2 \dots s_n \in \text{Frag}^*(G)$ is *permitted* by C if for all $0 \leq i < n$ there exists $\sigma_i \in C(s_0 \dots s_i)$ such that $(s_i, \sigma_i, s_{i+1}) \in \delta$. The set of all finite path fragments in G permitted by C is denoted by $\text{Frag}^*(C, G)$. The definition is extended to permitted infinite path fragments, $\text{Frag}^\omega(C, G)$, and permitted path fragments, $\text{Frag}^\infty(C, G)$. The set of permitted paths, $\text{Paths}^\omega(C, G)$, is defined likewise.

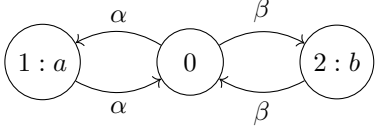


Fig. 1. Example showing the difference between positional and general controllers. From state 0, the $LTL_{\setminus \circ}$ specification $\diamond a \wedge \diamond b$ can only be enforced by a general controller.

2.5 Positional Controllers

Definition 13. Let $G = \langle S, \Sigma, \delta, S^\circ, AP, L \rangle$ be a transition system. A *positional controller* for G is a function $\bar{C}: S \rightarrow 2^\Sigma$.

Definition 14. Let $G = \langle S, \Sigma, \delta, S^\circ, AP, L \rangle$ be a transition system, and let $\bar{C}: S \rightarrow 2^\Sigma$ be a positional controller for G . The *controlled system* of G under the control of \bar{C} is $\bar{C}/G = C/G$ where $C: S^+ \rightarrow 2^\Sigma$ with $C(\rho u) = \bar{C}(u)$ for all $\rho \in S^*$ and $u \in S$.

As a positional controller only makes decisions based on the current state, its controlled system can be alternatively defined using the original transition system state space.

Later, it will be useful to refer to the sets of states of a transition system from which there exists some (positional) controller that can enforce a given generalised $LTL_{\setminus \circ}$ formula.

Definition 15. Let G be a transition system, and let ψ be a generalised $LTL_{\setminus \circ}$ -formula for G . The set of states where ψ can be enforced by control is:

$$\begin{aligned} \mathcal{EC}_G(\psi) &= \{s \in S \mid \text{there is some deadlock-free controller } C \text{ such that } \langle C/G, s \rangle \models \psi\}; \\ \overline{\mathcal{EC}}_G(\psi) &= \{s \in S \mid \text{there is some deadlock-free positional controller } \bar{C} \text{ such that } \langle \bar{C}/G, s \rangle \models \psi\}. \end{aligned}$$

Example 2. Consider the transition system $G = \langle S, \Sigma, \delta, S^\circ, AP, L \rangle$ in Fig. 1. Here

- $S = \{0, 1, 2\}$,
- $\Sigma = \{\alpha, \beta\}$,
- $\delta = \{(0, \alpha, 1), (1, \alpha, 0), (0, \beta, 2), (2, \beta, 0)\}$,
- $S^\circ = \{0\}$,
- $AP = \{a, b\}$,
- $L(0) = \emptyset$, $L(1) = \{a\}$, and $L(2) = \{b\}$.

The $LTL_{\setminus \circ}$ specification $\varphi_1 \equiv \diamond a$ can be enforced by a positional controller \bar{C}_1 with $\bar{C}_1(0) = \bar{C}_1(1) = \{\alpha\}$ and $\bar{C}_1(2) = \{\beta\}$. Thus $\bar{C}_1/G \models \varphi_1$. It is also clear that $\overline{\mathcal{EC}}_G(\varphi_1) = \mathcal{EC}_G(\varphi_1) = S$.

However, the specification $\varphi_2 \equiv \diamond a \wedge \diamond b$ cannot be enforced from the state 0 by any positional controller. This is because a positional controller \bar{C} must choose the same control action each time state 0 is entered. So, either $\bar{C}(0) = \{\alpha\}$ or $\bar{C}(0) = \{\beta\}$ or $\bar{C}(0) = \{\alpha, \beta\}$. In the first case, \bar{C} permits an infinite cycle between states 0 and 1, failing $\diamond b$. In the second case, \bar{C} permits an infinite cycle between states 0 and 2, failing $\diamond a$. In the third case, \bar{C} permits both these cycles and thus fails both $\diamond a$ and $\diamond b$ from state 0. Thus $0 \notin \overline{\mathcal{EC}}_G(\varphi_2)$.

From states 1 and 2, on the other hand, there exist deadlock-free positional controllers that enforce φ_2 , e.g., \bar{C}_2 with $\bar{C}_2(0) = \bar{C}_2(1) = \{\beta\}$ and $\bar{C}_2(2) = \{\alpha\}$ enforces φ_2 from state 1. Hence, $1 \in \overline{\mathcal{EC}}_G(\varphi_2)$. Likewise, $2 \in \overline{\mathcal{EC}}_G(\varphi_2)$ and therefore $\overline{\mathcal{EC}}_G(\varphi_2) = \{1, 2\}$.

As a general controller $C: S^+ \rightarrow 2^\Sigma$ can use the history of visited states to determine its control actions, it can enforce more $LTL_{\setminus \circ}$ specifications than a positional controller. C defined as

$$C(0) = \{\beta\} \\ C(s_0 \cdots s_{n-1} s_n) = \begin{cases} \{\alpha\} & \text{if } s_{n-1} = 2 \\ \{\beta\} & \text{if } s_{n-1} = 1 \end{cases}$$

enforces φ_2 from all states, so $\mathcal{EC}_G(\varphi_2) = S$. \square

It is clear that $\overline{\mathcal{EC}}_G(\psi) \subseteq \mathcal{EC}_G(\psi)$ for every generalised $LTL_{\setminus \circ}$ formula ψ (a positional controller is a special case of a general controller), but the opposite inclusion does not hold in general as shown in Example 2. However, as shown in Appendix A, for stutter step formulas, i.e., generalised $LTL_{\setminus \circ}$ formulas of the form $P U T$ and $P W T$, the reverse inclusion does indeed hold.

Proposition 2. Let $G = \langle S, \Sigma, \delta, S^\circ, AP, L \rangle$ be a deadlock-free transition system, and let ψ be a stutter step formula for G . Then $\mathcal{EC}_G(\psi) = \overline{\mathcal{EC}}_G(\psi)$, and there exists a positional controller $\bar{C}: S \rightarrow 2^\Sigma$ such that, for all states $s \in \overline{\mathcal{EC}}_G(\psi)$ it holds that $\langle \bar{C}/G, s \rangle \models \psi$.

The proof for this result is by combination of props. A.1 and A.2 of Appendix A, which also explains how to compute $\overline{\mathcal{EC}}_G(\psi)$ for stutter step formulas.

3 Controller Synthesis by Abstraction

The problem considered in this paper concerns synthesis of a controller enforcing an $LTL_{\setminus \circ}$ formula φ for a concrete transition system G that models a discrete-time dynamical system, as illustrated by the dashed arrow in Fig. 2. Such discrete-time systems are often derived from difference equations with infinite state, control, and disturbance spaces, so that the transition system's state space becomes infinite.

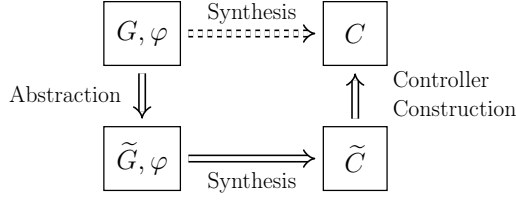


Fig. 2. Illustration of controller synthesis by abstraction. The dashed arrow represents synthesis directly on the concrete system, the solid arrows represent synthesis by abstraction.

Synthesis Problem. Given a transition system G and an $LTL_{\setminus \circ}$ formula φ , find a deadlock-free controller C that enforces φ on G .

To apply methods for finite transition systems to infinite state spaces, this paper uses an approach based on abstraction shown by the solid arrows in Fig. 2. First, the concrete transition system G is transformed into a finite-state *abstraction* \tilde{G} . Second, an *abstract controller* \tilde{C} , which enforces φ on the abstraction \tilde{G} , is synthesised. Third, a *concrete controller* C is constructed based on the abstract controller \tilde{C} , which then enforces φ on the concrete system G . As the synthesis of controllers for $LTL_{\setminus \circ}$ specifications is addressed elsewhere (Ramadge, 1989; Kloetzer and Belta, 2008), this paper is only concerned with the first and third steps, i.e., construction of the abstraction \tilde{G} and the concrete controller C .

Abstraction Problem. Given a concrete transition system G , and an $LTL_{\setminus \circ}$ formula φ , construct an abstract transition system \tilde{G} such that, there exists a deadlock-free controller \tilde{C} enforcing φ on \tilde{G} iff there exists a deadlock-free controller C enforcing φ on G .

Solving the Abstraction Problem means that the abstract transition system \tilde{G} must be constructed in such a way that it is equivalent to the concrete system G with respect to synthesis. This ensures the *soundness* and *completeness* of the approach, i.e., every controller obtained from the abstract system is related to a controller for the concrete system, and if there exists a controller for the concrete system, then it can be found by synthesis based on the abstract system.

Even though the existence of a controller \tilde{C} for the abstract system carries over to the existence of a controller C for the concrete system, it is not immediately clear how to construct such a concrete controller. The last problem is to find an effective way to construct the concrete controller C from the abstract controller \tilde{C} .

Controller Construction Problem. Given a concrete transition system G , an abstract transition system \tilde{G} , an $LTL_{\setminus \circ}$ formula φ , and a deadlock-free controller \tilde{C} that enforces φ on \tilde{G} , construct a deadlock-free

controller C that enforces φ on G .

In the following, Section 4 introduces the robust stutter bisimulation relation, which is used in Section 5 to define a quotient transition system \tilde{G} that solves the Abstraction Problem. Section 6 describes an algorithm to compute the needed robust stutter bisimulation relation. Finally, assuming a controller \tilde{C} has been synthesised for the abstraction, Section 7 describes the construction of a concrete controller C and solves the Controller Construction Problem.

4 Robust stutter bisimulation

This section defines the *robust stutter bisimulation* relation, which identifies two transition systems as equivalent if the same $LTL_{\setminus \circ}$ formulas can be enforced on both systems. This is the crucial criterion to identify solutions to the Abstraction Problem, ensuring that any transition system \tilde{G} that is robust stutter bisimilar to the concrete system G can be used as its abstraction, and thus a solution to the Abstraction Problem. However, the relation will first be defined over states of one transition system.

The goal is to classify two states of a transition system as robust stutter bisimilar when the same $LTL_{\setminus \circ}$ formulas can be enforced from both. Due to the absence of the “next” operator, this condition can be simplified by considering only stutter step formulas, or more precisely superblock step formulas, as will be clear later. Given an equivalence class P , a superblock step formula $P \mathcal{U} T$ or $P \mathcal{W} T$ expresses that the system can transition to other equivalence classes with or without the guarantee that this transition occurs eventually. The condition can be further simplified to superblock step formulas that can be enforced by positional controllers because of Prop. 2. Controllers for arbitrary $LTL_{\setminus \circ}$ formulas can be constructed by combining positional controllers enforcing stutter step formulas from different states.

Definition 16. Let $G = \langle S, \Sigma, \delta, S^\circ, AP, L \rangle$ be a transition system. An equivalence relation $\mathcal{R} \subseteq S \times S$ is a *robust stutter bisimulation* on G if for all $(s_1, s_2) \in \mathcal{R}$ the following conditions hold:

- (i) $L(s_1) = L(s_2)$
- (ii) for every \mathcal{R} -superblock step formula ψ from $[s_1]_{\mathcal{R}}$ such that $s_1 \in \overline{\mathcal{E}\mathcal{C}}_G(\psi)$ it also holds that $s_2 \in \overline{\mathcal{E}\mathcal{C}}_G(\psi)$.

In other words, a given relation \mathcal{R} is a robust stutter bisimulation if (i) it preserves the labels of states, and (ii) precisely the same superblock step formulas can be enforced from equivalent states. Although condition (ii) is not inherently symmetric, symmetry is ensured as \mathcal{R} is required to be an equivalence relation. By Prop. 2 it is enough to define enforceability of a formula ψ in a

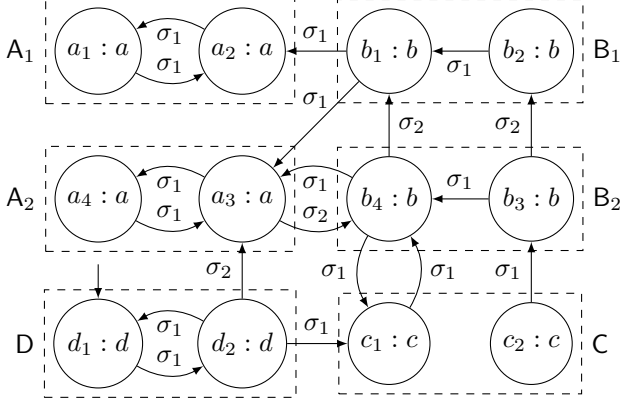


Fig. 3. A transition system G with a robust stutter bisimulation \mathcal{R} .

state s through $\overline{\mathcal{EC}}_G(\psi)$, i.e., using positional controllers. Def. 16 can be considered as a generalisation of *divergent stutter bisimulation* (Baier and Katoen, 2008) to transition systems with disturbances.

Example 3. Consider the transition system $G = \langle S, \Sigma, \delta, S^\circ, \text{AP}, L \rangle$ in Fig. 3 and the equivalence relation \mathcal{R} that divides the state space into six equivalence classes $S/\mathcal{R} = \{A_1, A_2, B_1, B_2, C, D\}$ where $A_1 = \{a_1, a_2\}$, $A_2 = \{a_3, a_4\}$, $B_1 = \{b_1, b_2\}$, $B_2 = \{b_3, b_4\}$, $C = \{c_1, c_2\}$, and $D = \{d_1, d_2\}$. Clearly, \mathcal{R} fulfils condition (i) in Def. 16 since the states in each class are all labelled by the same label from $\text{AP} = \{a, b, c, d\}$. By enumerating all deadlock-free positional controllers and all \mathcal{R} -superblock step formulas it can also be verified that condition (ii) is fulfilled by \mathcal{R} . For instance, the deadlock-free positional controller $\overline{C}(s) = \{\sigma_1\}$ enforces the \mathcal{R} -superblock step formula $D \mathcal{W} (C \cup A_2)$ from all states $d_i \in D$, it enforces $A_1 \mathcal{W} \emptyset$ from all $a_i \in A_1$. The formula $A_1 \mathcal{W} \emptyset$ is equivalent to $\square A_1$ and expresses that the system remains in the equivalence class A_1 indefinitely.

Consider instead the equivalence relation \mathcal{R}' where $S/\mathcal{R}' = \{A_1, A_2, B_1 \cup B_2, C, D\}$. This relation does not satisfy condition (ii), which can be seen as follows. The above controller \overline{C} enforces the \mathcal{R}' -superblock step formula $\psi \equiv (B_1 \cup B_2) \mathcal{U} (A_2 \cup C)$ from the states b_3 and b_4 , so it follows that $b_3, b_4 \in \overline{\mathcal{EC}}_G(\psi)$. On the other hand, to be deadlock-free, any positional controller for G must enable σ_1 from b_1 , enabling the transition from b_1 to $a_2 \notin A_2 \cup C$, which means that ψ cannot be enforced from b_1 , i.e., $b_1 \notin \overline{\mathcal{EC}}_G(\psi)$. Thus, condition (ii) of Def. 16 is violated for $(b_1, b_4) \in \mathcal{R}'$ and \mathcal{R}' is not a robust stutter bisimulation. \square

While Def. 16 identifies whether a given relation is a robust stutter bisimulation, it is also of interest to define two states as robust stutter bisimilar. This is the case if there exists a robust stutter bisimulation where they are equivalent.

Definition 17. Let G be a transition system. States

$s_1, s_2 \in S$ are *robust stutter bisimilar*, denoted $s_1 \approx s_2$, if there exists a robust stutter bisimulation relation \mathcal{R} on G with $(s_1, s_2) \in \mathcal{R}$.

This defines a relation $\approx \subseteq S \times S$ that includes every robust stutter bisimulation. As shown in Appendix D, this relation is again a robust stutter bisimulation. Therefore \approx is also called the *coarsest robust stutter bisimulation* on G .

To identify two transition systems as equivalent, the definition of a robust stutter bisimulation on a single transition system is lifted to a relation between transition systems. A way to achieve this is by considering the *union* transition system.

Definition 18. Let $G_1 = \langle S_1, \Sigma_1, \delta_1, S_1^\circ, \text{AP}_1, L_1 \rangle$ and $G_2 = \langle S_2, \Sigma_2, \delta_2, S_2^\circ, \text{AP}_2, L_2 \rangle$ be two transition systems with $S_1 \cap S_2 = \emptyset$. The *union* of G_1 and G_2 is

$$G_1 \cup G_2 = \langle S, \Sigma, \delta, S^\circ, \text{AP}, L \rangle,$$

where $S = S_1 \cup S_2$, $\Sigma = \Sigma_1 \cup \Sigma_2$, $\delta = \delta_1 \cup \delta_2$, $S^\circ = S_1^\circ \cup S_2^\circ$, $\text{AP} = \text{AP}_1 \cup \text{AP}_2$, $L(s) = L_1(s)$ for $s \in S_1$, and $L(s) = L_2(s)$ for $s \in S_2$.

Definition 19. Let $G_1 = \langle S_1, \Sigma_1, \delta_1, S_1^\circ, \text{AP}_1, L_1 \rangle$ and $G_2 = \langle S_2, \Sigma_2, \delta_2, S_2^\circ, \text{AP}_2, L_2 \rangle$ be two transition systems with $S_1 \cap S_2 = \emptyset$. A relation $\mathcal{R} \subseteq S_1 \times S_2$ is a robust stutter bisimulation between G_1 and G_2 , if \mathcal{R} is a robust stutter bisimulation on $G_1 \cup G_2$ and the following conditions hold:

$$\begin{aligned} \forall s_1 \in S_1^\circ. \exists s_2 \in S_2^\circ. (s_1, s_2) \in \mathcal{R}, \quad \text{and} \\ \forall s_2 \in S_2^\circ. \exists s_1 \in S_1^\circ. (s_1, s_2) \in \mathcal{R}. \end{aligned}$$

G_1 and G_2 are robust stutter bisimilar, $G_1 \approx G_2$, if there exists a robust stutter bisimulation between G_1 and G_2 .

5 Quotient transition system

Given a robust stutter bisimulation \mathcal{R} on the states of a transition system, a solution to the Abstraction Problem still requires to construct an equivalent and hopefully smaller transition system. This is typically done by constructing a *quotient* transition system whose states are the equivalence classes induced by the equivalence relation \mathcal{R} . Standard quotient constructions (Baier and Katoen, 2008) fail to ensure robust stutter bisimilarity between the original and quotient systems because they do not distinguish the different stutter step formulas. This is solved by the following alternative definition.

Definition 20. Let $G = \langle S, \Sigma, \delta, S^\circ, \text{AP}, L \rangle$ be a transition system, and let \mathcal{R} be a robust stutter bisimulation on G . The *robust stutter bisimulation quotient* is

$$G/\mathcal{R} = \langle S/\mathcal{R}, \Sigma_{\mathcal{R}}, \delta_{\mathcal{R}}, S_{\mathcal{R}}^\circ, \text{AP}, L_{\mathcal{R}} \rangle \quad (2)$$

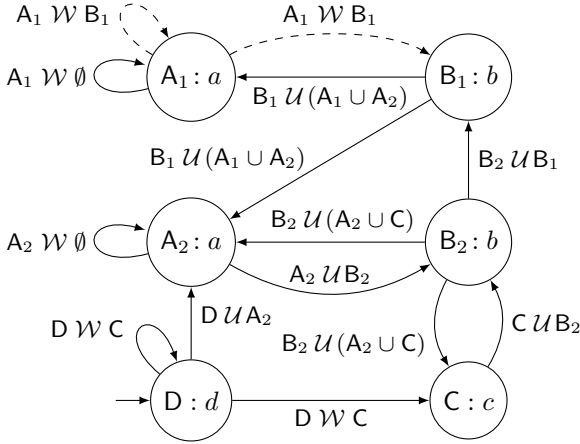


Fig. 4. A part of the quotient system G/\mathcal{R} .

where

$$\begin{aligned} \Sigma_{\mathcal{R}} &= \{ \psi \mid \psi \text{ is an } \mathcal{R}\text{-superblock step formula from } (3) \\ &\quad P \in S/\mathcal{R} \text{ such that } P \subseteq \overline{\mathcal{E}\mathcal{C}_G(\psi)} \}; \\ \delta_{\mathcal{R}} &= \{ (P, \psi, T') \in S/\mathcal{R} \times \Sigma_{\mathcal{R}} \times S/\mathcal{R} \mid \psi \equiv P \mathcal{V} T' \quad (4) \\ &\quad \text{such that } T' \in S/\mathcal{R} \text{ and } T' \subseteq T \} \cup \\ &\quad \{ (P, \psi, P) \in S/\mathcal{R} \times \Sigma_{\mathcal{R}} \times S/\mathcal{R} \mid \psi \equiv P \mathcal{W} T' \\ &\quad \text{for some } T' \in \text{SB}(\mathcal{R}) \}; \\ S_{\mathcal{R}}^{\circ} &= \{ [s^{\circ}]_{\mathcal{R}} \mid s^{\circ} \in S^{\circ} \}; \quad (5) \end{aligned}$$

and $L_{\mathcal{R}}([s]_{\mathcal{R}}) = L(s)$ for all $s \in S$.

The transition labels $\Sigma_{\mathcal{R}}$ are \mathcal{R} -superblock step formulas of the form $P \mathcal{V} T$ that can be enforced from the source set P in the concrete system G . The quotient transitions $\delta_{\mathcal{R}}$ are then defined based on the formulas these labels represent. A label $P \mathcal{V} T$, where P is an equivalence class and T is a superblock, is attached to transitions from P to each equivalence class (each abstract state) that constitutes T , representing the controller's ability to force the system to T without being able to determine the precise concrete state entered. A label $P \mathcal{W} T$ is additionally attached to a selfloop transition on P , representing the fact that the system may also stay in P .

Example 4. Consider again the transition system G and the robust stutter bisimulation \mathcal{R} in Fig. 3. Its quotient system G/\mathcal{R} is given in Fig. 4. The states are the six equivalence classes A_1 , A_2 , B_1 , B_2 , C , and D , and their labels a , b , c , and d match the corresponding concrete states. The transition labels in $\Sigma_{\mathcal{R}}$ are constructed based on the existence of positional controllers. As seen in Example 3, the positional controller $\overline{C}(s) = \{\sigma_1\}$ enforces different \mathcal{R} -superblock step formulas from different equivalence classes. For instance, $\langle \overline{C}/G, a_i \rangle \models A_1 \mathcal{W} \emptyset$ for $a_i \in A_1$, so $A_1 \subseteq \overline{\mathcal{E}\mathcal{C}_G(A_1 \mathcal{W} \emptyset)}$. Clearly, $A_1 \in S/\mathcal{R}$, so $\psi_1 \equiv A_1 \mathcal{W} \emptyset \in \Sigma_{\mathcal{R}}$ by (3). Other formulas such as $A_1 \mathcal{W} B_1$ are implied by ψ_1 and can also be enforced, so a total of 31 formulas $A_1 \mathcal{W} T$ with $T \subseteq \{A_2, B_1, B_2, C, D\}$

are included in $\Sigma_{\mathcal{R}}$ (not all shown in the figure). According to (4), the label $A_1 \mathcal{W} \emptyset$ is attached to the self-loop transition $A_1 \rightarrow A_1$, and $A_1 \mathcal{W} B_1$ is attached to $A_1 \rightarrow A_1$ and $A_1 \rightarrow B_1$, etc. On the other hand, no stutter step formula $A_1 \mathcal{U} T$ is enforceable from A_1 , so those formulas do not appear in $\Sigma_{\mathcal{R}}$. From state d_2 , it is not possible to force a transition to only one of d_1 or c_1 , but it holds that $\langle \overline{C}/G, d_i \rangle \models D \mathcal{W} C$. Hence, $D \mathcal{W} C \in \Sigma_{\mathcal{R}}$ along with implied formulas. Fig. 3 shows solid arrows for all transitions corresponding to the labels formed by the strongest \mathcal{R} -superblock step formulas (in terms of implication) that can be enforced. \square

The following theorem confirms that the quotient G/\mathcal{R} of a concrete transition system G with respect to a robust stutter bisimulation \mathcal{R} is robust stutter bisimilar to the concrete system G . The proof is given in Appendix B.

Theorem 3. Let G be a transition system, and let \mathcal{R} be a robust stutter bisimulation on G . Then $G \approx G/\mathcal{R}$.

6 Computing the quotient partition

As shown in sections 4 and 5, the Abstraction Problem can be solved by constructing a quotient with respect to a robust stutter bisimulation \mathcal{R} . While such a relation \mathcal{R} always exists (e.g., the identity relation), it is not immediately clear how to obtain a robust stutter bisimulation that results in a small quotient. This section presents an algorithm to compute the coarsest robust stutter bisimulation on a given transition system, for which the quotient has the smallest number of states possible. The idea is to compute the desired relation by *partition refinement* (Paige and Tarjan, 1987), where an initial partition is repeatedly modified by splitting equivalence classes until a robust stutter bisimulation is found.

Definition 21. Let $G = \langle S, \Sigma, \delta, S^{\circ}, \text{AP}, L \rangle$ be a transition system, and let \mathcal{R} be an equivalence relation on S . An \mathcal{R} -superblock step formula $\psi \equiv P \mathcal{V} T$ with $P \in S/\mathcal{R}$ is called a *splitter* of \mathcal{R} if $\emptyset \neq P \cap \overline{\mathcal{E}\mathcal{C}_G(\psi)} \neq P$.

Splitters are formulas that cannot be enforced from all states of an equivalence class. The existence of a splitter means that a relation cannot be a robust stutter bisimulation as it would violate condition (ii) in Def. 16.

Proposition 4. Let $G = \langle S, \Sigma, \delta, S^{\circ}, \text{AP}, L \rangle$ be a transition system, and let \mathcal{R} be an equivalence relation on S . Then \mathcal{R} is a robust stutter bisimulation on G if and only if it satisfies condition (i) in Def. 16 and there does not exist any splitter of \mathcal{R} .

Appendix E contains proofs of all propositions in this section. Prop. 4 gives a stopping condition; once no splitters can be found, an equivalence relation is a robust stutter bisimulation. If there is a splitter, the relation can be refined such that it no longer has this splitter.

Algorithm 1: Coarsest robust stutter bisimulation

Input: $G = \langle S, \Sigma, \delta, S^\circ, AP, L \rangle$ **Output:** Coarsest robust stutter bisimulation \approx

```
1  $\mathcal{R}^0 \leftarrow \{ (s, t) \in S \times S \mid L(s) = L(t) \};$ 
2  $i \leftarrow 0;$ 
3 while there exists a splitter  $\psi$  of  $\mathcal{R}^i$  do
4    $\mathcal{R}^{i+1} \leftarrow \text{Refine}(\mathcal{R}^i, \psi);$ 
5    $i \leftarrow i + 1;$ 
6 end
7 return  $\mathcal{R}^i;$ 
```

Definition 22. Let $G = \langle S, \Sigma, \delta, S^\circ, AP, L \rangle$ be a transition system, let \mathcal{R} be an equivalence relation on S , and let $\psi \equiv P \vee T$ be a splitter of \mathcal{R} . The *refinement* of \mathcal{R} by ψ is

$$\text{Refine}(\mathcal{R}, \psi) = \mathcal{R} \setminus (D \cup D^{-1}), \quad (6)$$

where $D = (P \cap \overline{\mathcal{EC}}_G(\psi)) \times (P \setminus \overline{\mathcal{EC}}_G(\psi))$ and $D \cup D^{-1}$ is the symmetric closure of D .

The refinement of \mathcal{R} by ψ is a new equivalence relation where the equivalence class P is replaced by two smaller equivalence classes $P \cap \overline{\mathcal{EC}}_G(\psi)$ and $P \setminus \overline{\mathcal{EC}}_G(\psi)$, thus ensuring that the formula ψ can either be enforced or not from two equivalent states. This refinement always results in a finer relation, $\text{Refine}(\mathcal{R}, \psi) \subseteq \mathcal{R}$. Moreover the following proposition shows that, if a relation is at least as coarse as the coarsest robust stutter bisimulation \approx , then its refinement by a splitter retains this property.

Proposition 5. Let $G = \langle S, \Sigma, \delta, S^\circ, AP, L \rangle$ be a transition system, let \mathcal{R} be an equivalence relation on S , and let $\psi \equiv P \vee T$ be a splitter of \mathcal{R} . If $\approx \subseteq \mathcal{R}$ then also $\approx \subseteq \text{Refine}(\mathcal{R}, \psi)$.

Combining the results of props. 4 and 5 leads to Algorithm 1, which computes the coarsest robust stutter bisimulation for a transition system G . Starting with an initial equivalence relation \mathcal{R}^0 defined based on the state labels, which clearly is at least as coarse as \approx , the algorithm checks for the existence of splitters. If there are none, the relation is a robust stutter bisimulation by Prop. 4, and is returned. Otherwise it is refined based on Def. 22, resulting in a new equivalence relation still at least as coarse as \approx according to Prop. 5. If the loop terminates, the result is a robust stutter bisimulation at least as coarse as \approx , which must be equal to \approx .

Proposition 6. If Algorithm 1 terminates on an input transition system G , then the result is the coarsest robust stutter bisimulation \approx on G .

The loop entry condition in Algorithm 1 requires a search for splitters, which can be performed by enumerating all \mathcal{R}^i -superblock step formulas $P \vee T$. Termination of Algorithm 1 is only guaranteed for finite-state transition systems. For infinite-state systems, the loop may find

new splitters indefinitely, or the computation of $\overline{\mathcal{EC}}_G(\psi)$ to check whether a formula ψ is a splitter may fail to terminate. If Algorithm 1 terminates, then \approx has a finite number of equivalence classes, and the quotient G/\approx can be constructed to solve the Abstraction Problem.

7 Constructing a concrete controller

Given two robust stutter bisimilar transition systems and a controller for one of them, this section demonstrates the construction of a controller for the other transition system that enforces the same $\text{LTL}_{\setminus \circ}$ formulas. This serves two purposes. Firstly, it solves the Controller Construction Problem by showing how to construct a controller for a concrete system from a controller synthesised for the abstract system. Secondly, it establishes a proof of the claimed property of robust stutter bisimulations that the same $\text{LTL}_{\setminus \circ}$ formulas can be enforced on robust stutter bisimilar transition systems.

Given two robust stutter bisimilar transition systems G and \tilde{G} and a controller \tilde{C} enforcing an $\text{LTL}_{\setminus \circ}$ formula φ on \tilde{G} , the goal is to construct a controller C that enforces φ on G . For the construction of a concrete controller, \tilde{G} can be assumed to be a quotient $\tilde{G} = G/\mathcal{R}$. In the more general proof of equivalence, G and \tilde{G} can be arbitrary robust stutter bisimilar transition systems.

As G and \tilde{G} are robust stutter bisimilar, there exists a robust stutter bisimulation between them, which by Def. 19 is a robust stutter bisimulation on the union transition system $G \cup \tilde{G}$. Then \tilde{C} can be understood as a controller that enforces φ from all states \tilde{s} of $G \cup \tilde{G}$ that are initial states of \tilde{G} , and C must enforce φ from equivalent states s that are initial states of G . Therefore, it is enough to consider a robust stutter bisimulation \mathcal{R} on a single transition system $G = \langle S, \Sigma, \delta, S^\circ, AP, L \rangle$, which may be a union transition system, and two equivalent states $(s, \tilde{s}) \in \mathcal{R}$. Given a controller \tilde{C} for G that enforces φ from \tilde{s} , the goal now is to construct a controller C for G that enforces φ from s .

When the controller C observes a path fragment $\rho \in S^+$ with $s \sqsubseteq \rho$, it must decide which control action to take next. This decision will be guided by the actions taken by \tilde{C} in the following way. First the path fragment ρ seen by C is mapped by $M: S^+ \rightarrow S^+$ to a path fragment $\tilde{\rho}$ for which $\tilde{s} \sqsubseteq \tilde{\rho}$ and which is permitted by \tilde{C} . Then the control action taken by \tilde{C} when observing $\tilde{\rho}$ is used to inform which control action C takes.

M maps a path fragment $\rho \in S^+$ with $s \sqsubseteq \rho$ to a nonempty stutter equivalent path fragment $\tilde{\rho} \in S^+$ with $\tilde{s} \sqsubseteq \tilde{\rho}$, which is defined recursively. Assume that some path fragment $\rho = \rho' u$ with $\rho' \in S^*$ and $u \in S$ has been mapped to $\tilde{\rho} = \tilde{\rho}' \tilde{u}$ with $\tilde{\rho}' \in S^*$ and $\tilde{u} \in S$. If G under

control of C now enters a state $v \in S$ in a new equivalence class, i.e., $(u, v) \notin \mathcal{R}$, then the construction of M considers all continuations of $\tilde{\rho} = \tilde{\rho}'\tilde{u}$ permitted by \tilde{C} that remain in the equivalence class of \tilde{u} until reaching a state \tilde{v} equivalent to v , namely

$$F(\tilde{\rho}'\tilde{u}, v) = \{ \tilde{\rho}'\tilde{u}\tilde{\tau}\tilde{v} \in \text{Frag}^*(\tilde{C}, G) \mid \tilde{\tau} \in [\tilde{u}]_{\mathcal{R}}^* \text{ and } (v, \tilde{v}) \in \mathcal{R} \}. \quad (7)$$

Then M is defined by choosing one of these paths. The full recursive definition of $M(\rho)$ for $\rho \in S^+$ with $s \sqsubseteq \rho$ is as follows:

$$M(s) = \tilde{s}; \quad (8)$$

$$M(\rho'uv) = M(\rho'u) \quad \text{if } (u, v) \in \mathcal{R}; \quad (9)$$

$$M(\rho'uv) = \tau \in F(M(\rho'u), v) \quad \text{if } (u, v) \notin \mathcal{R}; \quad (10)$$

where τ is an arbitrary but fixed choice. If $M(\rho'u)$ is undefined or $F(M(\rho'u), v) = \emptyset$ in (9) or (10), then $M(\rho'uv)$ is undefined. The following construction of C ensures that this never happens when ρ is permitted by C , so $M(\rho)$ is defined for all $\rho \in \text{Frag}^*(C, G)$ with $s \sqsubseteq \rho$. Also, if $M(\rho)$ is defined, then $M(\rho) \in \text{Frag}^*(\tilde{C}, G)$, $\tilde{s} \sqsubseteq M(\rho)$, and $M(\rho)$ and ρ are stutter equivalent, or, more precisely, $M(\rho)$ and ρ visit the same equivalence classes apart from possible repetitions. Furthermore, M is prefix-preserving, i.e., $\rho' \sqsubseteq \rho$ implies $M(\rho') \sqsubseteq M(\rho)$.

Example 5. Consider again the transition system G and the robust stutter bisimulation \mathcal{R} in Fig. 3, and its abstraction $\tilde{G} = G/\mathcal{R}$ from Example 4. The relation \mathcal{R} on S can be extended to a relation $\tilde{\mathcal{R}}$ on $S \cup (S/\mathcal{R})$ by including the abstract states in their equivalence classes, e.g., $[\mathbf{A}_1]_{\tilde{\mathcal{R}}} = \{a_1, a_2, \mathbf{A}_1\}$. It can be shown that this extension $\tilde{\mathcal{R}}$ is a robust stutter bisimulation on $G \cup \tilde{G}$. The initial state $s = d_1$ of $G \cup \tilde{G}$ is equivalent to $\tilde{s} = \mathbf{D}$. Then $M(d_1) = \mathbf{D}$ according to (8). For the path fragment d_1d_2 , the result of the mapping becomes $M(d_1d_2) = M(d_1) = \mathbf{D}$ by (9). Let \tilde{C} be defined as $\tilde{C}(\tilde{\rho}\tilde{v}) = \{\mathbf{D} \ \mathcal{W} \ \mathbf{C}\}$ when $\tilde{v} = \mathbf{D}$, and $\tilde{C}(\tilde{\rho}\tilde{v}) = \Sigma \cup \Sigma_{\mathcal{R}}$ otherwise. It follows that $\mathbf{D}^k\mathbf{C} \in \text{Frag}^*(\tilde{C}, G \cup \tilde{G})$ for all $k \geq 1$. The path fragment $d_1d_2c_1$ is then mapped to a fixed element of $F(M(d_1d_2), c_1) = F(\mathbf{D}, c_1) = \{\mathbf{DC}, \mathbf{DDC}, \mathbf{DDDC}, \dots\}$ by (10), one possibility being $M(d_1d_2c_1) = \mathbf{DC}$. \square

With the mapping M defined, the control action of C when observing $\rho = \rho'u$ can now be based on the control action of the given controller \tilde{C} when observing $M(\rho)$. Assume $M(\rho) = M(\rho'u) = \tilde{\rho}'\tilde{u} = \tilde{\rho}$. Since \tilde{C} is deadlock-free, it enforces at least one \mathcal{R} -superblock step formula ψ from \tilde{u} after seeing $\tilde{\rho}$. As the construction of M ensures that u and \tilde{u} are robust stutter bisimilar, the same formula ψ can be enforced from u . Therefore, C can be constructed such that its control decision when seeing ρ follows the control decision of a positional controller \tilde{C} that enforces ψ from u . There may be several

such controllers enforcing ψ , in which case an arbitrary but fixed choice is made for a given path $\tilde{\rho}$.

Formally, ψ is chosen such that its target set is the *superblock reached* by \tilde{C} after $\tilde{\rho}$, defined by

$$T(\tilde{C}, \tilde{\rho}'\tilde{u}) = \bigcup \{ [\tilde{v}]_{\mathcal{R}} \mid \tilde{\rho}'\tilde{u}\tilde{\tau}\tilde{v} \in \text{Frag}^*(\tilde{C}, G) \text{ where } \tilde{\tau} \in [\tilde{u}]_{\mathcal{R}}^* \text{ and } (\tilde{u}, \tilde{v}) \notin \mathcal{R} \}. \quad (11)$$

The formula ψ is chosen to be the \mathcal{R} -superblock step formula enforced by \tilde{C} after $\tilde{\rho}$, defined as

$$\Psi(\tilde{C}, \tilde{\rho}'\tilde{u}) \equiv \begin{cases} [\tilde{u}]_{\mathcal{R}} \ \mathcal{W} \ T(\tilde{C}, \tilde{\rho}'\tilde{u}), & \\ \text{if } \text{Frag}^{\omega}(\tilde{C}, G) \cap \tilde{\rho}[\tilde{u}]_{\mathcal{R}}^{\omega} \neq \emptyset; & (12) \\ [\tilde{u}]_{\mathcal{R}} \ \mathcal{U} \ T(\tilde{C}, \tilde{\rho}'\tilde{u}), & \text{otherwise.} \end{cases}$$

The superblock reached by \tilde{C} after $\tilde{\rho}$ contains exactly the states in equivalence classes that can be entered directly after the equivalence class of \tilde{u} . The \mathcal{R} -superblock step formula enforced by \tilde{C} after $\tilde{\rho}$ is a condition in the form of a weak or strong until formula that describes how the controller behaves within the equivalence class of \tilde{u} reached by $\tilde{\rho}$. If the controller permits a path fragment that remains in the equivalence class of \tilde{u} forever, then the enforced \mathcal{R} -superblock step formula is a weak until formula. Otherwise all permitted path fragments eventually leave the equivalence class of \tilde{u} , and the enforced formula is instead a strong until formula. In both cases, the source set is the equivalence class of the current state \tilde{u} , and the target set is the superblock reached after $\tilde{\rho}$, which contains the states that can be entered after the equivalence class of \tilde{u} .

Example 6. Consider the controller \tilde{C} and the path fragment $\tilde{s} = \mathbf{D}$ from Example 5. Under control of \tilde{C} , a path fragment starting in \mathbf{D} either stays in \mathbf{D} forever or transits to \mathbf{C} eventually. Hence, the superblock reached by \tilde{C} after \mathbf{D} is $T(\tilde{C}, \mathbf{D}) = [\mathbf{C}]_{\tilde{\mathcal{R}}}$, and the $\tilde{\mathcal{R}}$ -superblock step formula enforced by \tilde{C} after \mathbf{D} is $\Psi(\tilde{C}, \mathbf{D}) \equiv [\mathbf{D}]_{\tilde{\mathcal{R}}} \ \mathcal{W} \ [\mathbf{C}]_{\tilde{\mathcal{R}}}$. Note that the first case in (12) is chosen because $\mathbf{D}^{\omega} \in \text{Frag}^{\omega}(\tilde{C}, G \cup \tilde{G})$ and $\mathbf{D}^{\omega} \in [\mathbf{D}]_{\tilde{\mathcal{R}}}^{\omega}$. \square

It is shown in Appendix C that $\psi \equiv \Psi(\tilde{C}, \tilde{\rho})$ is indeed enforceable. More precisely, there exists a controller enforcing ψ from every state equivalent to the end state \tilde{u} of $\tilde{\rho}$. By choosing one such controller $\tilde{C}\langle\psi\rangle$ and using it while staying in the equivalence class of \tilde{u} , the control decision of C can finally be defined.

Definition 23. Let G be a transition system, and let $\psi \equiv P \ \mathcal{V} \ T$ be a stutter step formula for G . Then define $\tilde{C}\langle\psi\rangle$ to be a positional controller such that $\langle\tilde{C}\langle\psi\rangle/G, u\rangle \models \psi$ for all $u \in P$, if such controller exists.

Definition 24. Let \mathcal{R} be a robust stutter bisimulation on a transition system G , let \tilde{C} be a controller for G ,

and let M and Ψ be defined as above. The *concrete controller* $C: S^+ \rightarrow 2^\Sigma$ for G based on \tilde{C} is defined by

$$C(\rho'u) = \begin{cases} \tilde{C}\langle\Psi\langle\tilde{C}, M(\rho'u)\rangle\rangle(u), & \text{if } M(\rho'u) \text{ is defined;} \\ \Sigma, & \text{otherwise.} \end{cases}$$

Example 7. Let \tilde{C} be defined as in Example 5. Assume a controller C shall be constructed based on \tilde{C} for path fragments starting in the state d_1 . Then, for example, $C(d_1)$ is obtained following Def. 24 and examples 5 and 6 as $C(d_1) = \tilde{C}\langle\Psi\langle\tilde{C}, M(d_1)\rangle\rangle(d_1) = \tilde{C}\langle\Psi\langle\tilde{C}, D\rangle\rangle(d_1) = \tilde{C}\langle[D]_{\tilde{\mathcal{R}}}\mathcal{W}[C]_{\tilde{\mathcal{R}}}\rangle(d_1)$. The only positional controller enforcing $\Psi\langle\tilde{C}, D\rangle \equiv [D]_{\tilde{\mathcal{R}}}\mathcal{W}[C]_{\tilde{\mathcal{R}}}$ from d_1 and d_2 is $\tilde{C}(d_i) = \{\sigma_1\}$. Hence, $C(d_1) = \{\sigma_1\}$. Similarly, as $M(d_1d_2) = M(d_1) = D$ from Example 5, it follows that $C(d_1d_2) = \tilde{C}\langle[D]_{\tilde{\mathcal{R}}}\mathcal{W}[C]_{\tilde{\mathcal{R}}}\rangle(d_2) = \{\sigma_1\}$. \square

Theorem 7 confirms that the same $LTL_{\setminus\circ}$ formulas can be enforced from robust stutter bisimilar states. Corollary 8 lifts this result to robust stutter bisimilar transition systems, showing the preservation of $LTL_{\setminus\circ}$ synthesis results under robust stutter bisimulation.

Theorem 7. Let G be a transition systems, let \mathcal{R} be a robust stutter bisimulation on G , and let φ be an $LTL_{\setminus\circ}$ formula. For all $(\tilde{s}, s) \in \mathcal{R}$ such that $\tilde{s} \in \mathcal{EC}_G(\varphi)$ it also holds that $s \in \mathcal{EC}_G(\varphi)$.

Corollary 8. Let G and \tilde{G} be transition systems, let \mathcal{R} be a robust stutter bisimulation between them, and let φ be an $LTL_{\setminus\circ}$ formula. If there exists a deadlock-free controller \tilde{C} for \tilde{G} such that $\tilde{C}/\tilde{G} \models \varphi$, then there exists a deadlock-free controller C for G such that $C/G \models \varphi$.

The full proof of these results, based on the above controller construction, is given in Appendix C. If the concrete controller C is constructed in this way from a controller \tilde{C} for an abstract transition system \tilde{G} that is robust stutter bisimilar to a concrete transition system G , then it is a solution to the Controller Construction Problem.

8 Robot navigation example

This section applies the abstraction and controller construction to a robot navigation problem inspired by Mohajerani et al. (2021). In this example, a robot navigates a two-dimensional space while avoiding the *Obstacle* shown in Fig. 5. The main difference to the previous work is the addition of disturbance and an area that is too narrow for the robot to pass due to the disturbance.

The robot movement is described by the following discrete-time linear system with disturbances

$$x(k+1) = x(k) + u(k) + w(k), \quad (13)$$

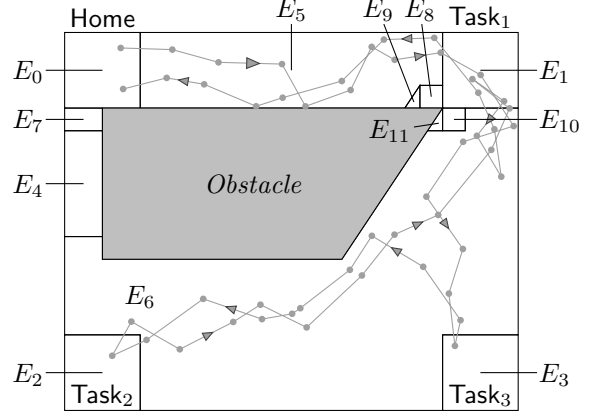


Fig. 5. The equivalence classes of the coarsest robust stutter bisimulation for the robot navigation example.

where the state is $x \in \mathcal{X} = ([0, 6] \times [0, 5]) \setminus \text{Obstacle}$, the control input is $u \in \mathcal{U} = [-0.6, 0.6]^2$, and the disturbance is $w \in \mathcal{W} = [-0.3, 0.3]^2$. The dynamics described by (13) is used to construct a transition system G as in Section 2.1. The set of initial states is the top left corner, $S^\circ = E_0 = [0, 1] \times [4, 5]$. The set of propositions is $\text{AP} = \{\text{Home}, \text{Task}_1, \text{Task}_2, \text{Task}_3\}$, and the state labelling function L assigns these propositions to the corner sets, see Fig. 5. Thus, the initial equivalence relation \mathcal{R}^0 for Algorithm 1 has five equivalence classes: the four corners and the rest of the state space.

When Algorithm 1 is applied to the transition system G , the resulting robust stutter bisimulation \mathcal{R} consists of twelve equivalence classes E_0, \dots, E_{11} shown in Fig. 5. The four corners are not split and remain as regions E_0, E_1, E_2 , and E_3 . It is possible to keep the robot indefinitely in the corners, because the disturbance cannot push the robot out of these regions from the central positions and the control input has higher magnitude than any possible disturbance. For example $E_0 \mathcal{W} \emptyset$ is enforceable from all states in E_0 , i.e., $E_0 \subseteq \mathcal{EC}_G(E_0 \mathcal{W} \emptyset)$ and thus $E_0 \mathcal{W} \emptyset \in \Sigma_{\mathcal{R}}$.

The region between the corners is split into eight equivalence classes. E_4 is split off from the other regions because it is so narrow that, independently of the control input, the disturbance may push the robot into the *Obstacle* from any position within it, and there is no \mathcal{R} -superblock step formula from E_4 in $\Sigma_{\mathcal{R}}$. From all other regions there exists some enforceable \mathcal{R} -superblock step formula. The two large equivalence classes E_5 and E_6 are dissimilar because the robot can be forced from E_5 to E_0 without visiting another region, but this cannot be enforced from E_6 . That is, $E_5 \mathcal{U} E_0 \in \Sigma_{\mathcal{R}}$ but $E_6 \mathcal{U} E_0 \notin \Sigma_{\mathcal{R}}$. Other superblock step formulas that can be enforced from E_5 are $E_5 \mathcal{U} E_1 \in \Sigma_{\mathcal{R}}$ and $E_5 \mathcal{W} \emptyset \in \Sigma_{\mathcal{R}}$. The remaining equivalence classes E_7, E_8, E_9, E_{10} , and E_{11} are so small in relation to the disturbance that the controller cannot force the robot to enter or stay in these classes. E_7 is different from E_5 , because from E_7

the robot can only be forced into E_0 and not into E_1 : $E_7 \mathcal{U} E_1 \notin \Sigma_{\mathcal{R}}$ whereas $E_5 \mathcal{U} E_1 \in \Sigma_{\mathcal{R}}$. The equivalence classes E_8 and E_9 are split off from E_5 because it is possible to force the robot directly into the superblock $E_6 \cup E_{10}$ from $E_8 \cup E_9$ but not from E_5 . That is, $E_8 \mathcal{U} (E_6 \cup E_{10}) \in \Sigma_{\mathcal{R}}$ but $E_5 \mathcal{U} (E_6 \cup E_{10}) \notin \Sigma_{\mathcal{R}}$. Similar reasons cause $E_{10} \cup E_{11}$ to be split off from E_6 . Then E_8 and E_9 are separated since the robot can be forced to E_1 from E_8 but not from E_9 , i.e., $E_8 \mathcal{U} E_1 \in \Sigma_{\mathcal{R}}$ but $E_9 \mathcal{U} E_1 \notin \Sigma_{\mathcal{R}}$. The split of E_8 and E_9 propagates, causing a separation of E_{10} and E_{11} , for example $E_{11} \mathcal{U} (E_5 \cup E_9) \in \Sigma_{\mathcal{R}}$ and $E_{10} \mathcal{U} (E_5 \cup E_8 \cup E_9) \in \Sigma_{\mathcal{R}}$.

At this point, the partition is stable and no further split occurs. After collecting all the superblock step formulas enforceable from each of the twelve regions, an abstract transition system $\tilde{G} = G/\mathcal{R}$ is constructed according to Def. 20. Then an abstract controller \tilde{C} is synthesised for \tilde{G} to enforce the $LTL_{\setminus \circ}$ formula

$$\square \diamond \text{Home} \wedge \square \diamond \text{Task}_1 \wedge \square \diamond \text{Task}_2 \wedge \square \diamond \text{Task}_3 .$$

The abstract controller \tilde{C} is used to construct a concrete controller C according to Def. 24. Fig. 5 shows a path fragment where the robot completes the three tasks and returns to the home region while exposed to the disturbance, which causes an erratic behaviour.

9 Conclusions

This paper proposes a method to synthesise controllers that enforce requirements specified in $LTL_{\setminus \circ}$ for cyber-physical systems subject to disturbances. This is done by constructing a finite-state abstraction of the system and then synthesising a controller for the abstract system. The *robust stutter bisimulation* relation is shown to characterise the relevant abstraction accurately, and it is shown how this relation can be used to construct a concrete controller. Although the main driver of this work is the ability to handle process noise, robust stutter bisimulation is more general and can be used on any system that can be represented as transition systems.

For future usage an efficient implementation of Algorithm 1 is important. As given here, every superblock step formula is checked whether it is a splitter, though some implied formulas would not have to be checked. The number of checks may be further reduced by considering what other formulas did not lead to a split.

This paper considers disturbances added to the state transitions, but for some applications there is considerable measurement noise that results in unobservable transitions. Future work might investigate how such disturbances can be incorporated in the abstraction.

References

- Rajeev Alur, Thomas A. Henzinger, Orna Kupferman, and Moshe Y. Vardi. Alternating refinement relations. In Davide Sangiorgi and Robert de Simone, editors, *9th Int. Conf. Concurrency Theory, CONCUR '98*, volume 1466 of *LNCS*, pages 163–178. Springer, 1998. doi: 10.1007/BFb0055622.
- Rajeev Alur, Thomas A. Henzinger, Gerardo Lafferriere, and George J. Pappas. Discrete abstractions of hybrid systems. *Proc. IEEE*, 88(7):971–984, 2000. doi: 10.1109/5.871304.
- Christel Baier and Joost-Pieter Katoen. *Principles of Model Checking*. MIT Press, 2008.
- Calin Belta, Boyan Yordanov, and Ebru Aydin Gol. *Formal Methods for Discrete-Time Dynamical Systems*. Springer, 1st edition, 2017.
- Patrick Cousot and Radhia Cousot. Constructive versions of Tarski’s fixed point theorems. *Pacific J. Math.*, 82(1):43–57, 1979. doi: 10.2140/pjm.1979.82.43.
- Antoine Girard and George J. Pappas. Approximation metrics for discrete and continuous systems. *IEEE Trans. Autom. Control*, 52(5):782–798, May 2007. doi: 10.1109/TAC.2007.895849.
- Marius Kloetzer and Calin Belta. A fully automated framework for control of linear systems from temporal logic specifications. *IEEE Trans. Autom. Control*, 53(1):287–297, February 2008. doi: 10.1109/TAC.2007.914952.
- Edward A. Lee. The past, present and future of cyber-physical systems: A focus on models. *Sensors*, 15:4837–4869, 2015. doi: 10.3390/s150304837.
- Jun Liu and Necmiye Ozay. Finite abstractions with robustness margins for temporal logic-based control synthesis. *Nonlinear Analysis: Hybrid Systems*, 22:1–15, 2016. doi: 10.1016/j.nahs.2016.02.002.
- Robin Milner. *Communication and concurrency*. Series in Computer Science. Prentice-Hall, 1989.
- Sahar Mohajerani, Robi Malik, Andrew Wintenberg, Stéphane Lafortune, and Necmiye Ozay. Divergent stutter bisimulation abstraction for controller synthesis with linear temporal logic specifications. *Automatica*, 130, 109723, August 2021. doi: 10.1016/j.automatica.2021.109723.
- Petter Nilsson, Necmiye Özay, Ufuk Topcu, and Richard M. Murray. Temporal logic control of switched affine systems with an application in fuel balancing. In *2012 American Control Conf.*, pages 5302–5309, June 2012. doi: 10.1109/ACC.2012.6315141.
- Robert Paige and Robert E. Tarjan. Three partition refinement algorithms. *SIAM J. Computing*, 16(6):973–989, 1987. doi: 10.1137/0216062.
- Giordano Pola and Paulo Tabuada. Symbolic models for nonlinear control systems: Alternating approximate bisimulations. *SIAM J. Control Optim.*, 48(2):719–733, 2009. doi: 10.1137/070698580.
- P. J. G. Ramadge. Some tractable supervisory control problems for discrete-event systems modeled by Buchi

automata. *IEEE Trans. Autom. Control*, 34(1):10–19, January 1989. doi: 10.1109/9.8645.

Gunther Reissig, Alexander Weber, and Matthias Rungger. Feedback refinement relations for the synthesis of symbolic controllers. *IEEE Trans. Autom. Control*, 62(4):1781–1796, April 2016. doi: 10.1109/TAC.2016.2593947.

P. Tabuada. Symbolic control of linear systems based on symbolic subsystems. *IEEE Trans. Autom. Control*, 51(6):1003–1013, 2006. doi: 10.1109/TAC.2006.876946.

Paulo Tabuada. *Verification and control of hybrid systems: a symbolic approach*. Springer Science & Business Media, 2009.

Alfred Tarski. A lattice-theoretical fixpoint theorem and its applications. *Pacific J. Math.*, 5(2):285–309, 1955. doi: 10.2140/pjm.1955.5.285.

Andrew J. Wagenmaker and Necmiye Ozay. A bisimulation-like algorithm for abstracting control systems. In *54th Allerton Conf. Communication, Control and Computing*, pages 569–576, September 2016. doi: 10.1109/ALLERTON.2016.7852282.

Majid Zamani, Giordano Pola, Manuel Mazo, and Paulo Tabuada. Symbolic models for nonlinear control systems without stability assumptions. *IEEE Trans. Autom. Control*, 57(7):1804–1809, July 2011. doi: 10.1109/TAC.2011.2176409.

A Fixpoint characterisation of weak and strong until

Robust stutter bisimulations are closely linked to the existence of positional controllers for stutter step formulas according to Def. 16 (ii). Therefore it is important for algorithms to compute the set $\overline{\mathcal{EC}}_G(\psi)$ of states from which a stutter step formula ψ can be enforced. This appendix provides characterisations of $\overline{\mathcal{EC}}_G(\psi)$ that do not require exhaustive searches for positional controllers.

Such characterisations can be derived as fixpoints of a function on the powerset of the state space. The first step towards the development of such a function is to identify relevant sets of predecessors and successors of states.

Definition A.1. Let $G = \langle S, \Sigma, \delta, S^\circ, AP, L \rangle$ be a transition system, let $s \in S$ be a state, and let $\sigma \in \Sigma$ be a transition label. The *one-step successor* sets $\text{Post}(s, \sigma)$ and $\text{Post}(s)$ are

$$\begin{aligned} \text{Post}_G(s, \sigma) &= \{ s' \in S \mid (s, \sigma, s') \in \delta \}; \\ \text{Post}_G(s) &= \bigcup_{\sigma \in \Sigma} \text{Post}(s, \sigma). \end{aligned}$$

Definition A.2. Let $G = \langle S, \Sigma, \delta, S^\circ, AP, L \rangle$ be a transition system. The set of *one-step robust controllable predecessors* of a state set $X \subseteq S$ is

$$\text{RPre}_G(X) = \{ s \in S \mid \exists \sigma \in \Sigma. \emptyset \neq \text{Post}_G(s, \sigma) \subseteq X \}.$$

The subscript G will be omitted in the above notations if the transition system is clear from the context. $\text{RPre}(X)$ contains all states from which it is possible to ensure, by selecting a transition label σ , that the next state is in X . It is clear that Post and RPre are *monotonic*, e.g., if $X \subseteq Y \subseteq S$ then $\text{RPre}(X) \subseteq \text{RPre}(Y)$.

Baier and Katoen (2008) describe fixpoint characterisations of weak and strong until for model checking, which can be adapted to the synthesis problem considered here. Given a transition system G with state set S and a stutter step formula $\psi \equiv P \vee T$ with $P, T \subseteq S$, the function $\Theta: 2^S \rightarrow 2^S$ is defined by

$$\Theta(X) = T \cup (P \cap \text{RPre}(X)). \quad (\text{A.1})$$

The subsets of the state set S can be ordered by set inclusion to form a complete lattice $(2^S, \subseteq)$. It is clear that Θ is monotonic on $(2^S, \subseteq)$, because union with T , intersection with P , and the RPre operator are all monotonic.

As Θ is monotonic on the complete lattice $(2^S, \subseteq)$, it follows by the Knaster-Tarski theorem (Tarski, 1955) that there exists a unique *least fixpoint* $\text{lfp}\Theta$ and a unique *greatest fixpoint* $\text{gfp}\Theta$ of Θ . (A *fixpoint* of Θ is a set $\dot{X} \subseteq S$ such that $\Theta(\dot{X}) = \dot{X}$.) Furthermore,

$$\text{lfp}\Theta = \bigcap \{ X \subseteq S \mid \Theta(X) \subseteq X \}; \quad (\text{A.2})$$

$$\text{gfp}\Theta = \bigcup \{ X \subseteq S \mid X \subseteq \Theta(X) \}. \quad (\text{A.3})$$

It is shown in Prop. A.1 below that the greatest fixpoint corresponds to the stutter step formula $P \mathcal{W} T$, and in Prop. A.2 that the least fixpoint corresponds to $P \mathcal{U} T$.

A slight drawback of (A.2) and (A.3) is that they are not constructive. One construction that finds the fixpoints is transfinite recursion. For an operator $\Theta: 2^S \rightarrow 2^S$, its transfinite iterates $\Theta \uparrow \alpha$ and $\Theta \downarrow \alpha$ are defined for all ordinals α :

$$\begin{aligned} \Theta \uparrow 0 &= \emptyset \\ \Theta \uparrow (\beta + 1) &= \Theta(\Theta \uparrow \beta) && \text{for successor ordinals;} \\ \Theta \uparrow \left(\bigcup_{\beta < \alpha} \beta \right) &= \bigcup_{\beta < \alpha} (\Theta \uparrow \beta) && \text{for limit ordinals.} \\ \Theta \downarrow 0 &= S; \\ \Theta \downarrow (\beta + 1) &= \Theta(\Theta \downarrow \beta) && \text{for successor ordinals;} \\ \Theta \downarrow \left(\bigcup_{\beta < \alpha} \beta \right) &= \bigcap_{\beta < \alpha} (\Theta \downarrow \beta) && \text{for limit ordinals.} \end{aligned}$$

When Θ is monotonic, as it is here, the limits of $\Theta \uparrow \alpha$ and $\Theta \downarrow \alpha$ give the least and greatest fixpoint, respec-

tively (Cousot and Cousot, 1979). In summary,

$$\text{lfp}\Theta = \bigcap \{ X \subseteq S \mid \Theta(X) \subseteq X \} = \Theta \uparrow \left(\bigcup_{\alpha} \alpha \right) \quad (\text{A.4})$$

$$\text{gfp}\Theta = \bigcup \{ X \subseteq S \mid X \subseteq \Theta(X) \} = \Theta \downarrow \left(\bigcup_{\alpha} \alpha \right) \quad (\text{A.5})$$

The following Prop. A.1 shows that the sets $\mathcal{EC}_G(P \mathcal{W} T)$ and $\overline{\mathcal{EC}}_G(P \mathcal{W} T)$ from which a weak until formula can be enforced by a general or positional controller are both equal to the greatest fixpoint of Θ . In the finite-state case, this makes it possible to compute these sets using (A.5), while termination is not guaranteed for infinite state spaces.

Proposition A.1. Let $G = \langle S, \Sigma, \delta, S^\circ, \text{AP}, L \rangle$ be a deadlock-free transition system, and let $\psi \equiv P \mathcal{W} T$ be a stutter step formula for G . Then

$$\mathcal{EC}_G(\psi) = \overline{\mathcal{EC}}_G(\psi) = \text{gfp}\Theta. \quad (\text{A.6})$$

Additionally, there is a positional controller $\overline{C}: S \rightarrow 2^\Sigma$ such that $\langle \overline{C}/G, s \rangle \models \psi$ for all $s \in \overline{\mathcal{EC}}_G(\psi)$.

Proof. By (A.5), the greatest fixpoint of Θ can be written as $\check{W} = \text{gfp}\Theta = \bigcup \{ X \subseteq S \mid X \subseteq \Theta(X) \}$. Then it is to be shown that $W = \mathcal{EC}_G(\psi)$ and $W' = \overline{\mathcal{EC}}_G(\psi)$ are both equal to \check{W} . Noting that $\overline{\mathcal{EC}}_G(\psi) \subseteq \mathcal{EC}_G(\psi)$ for any formula ψ , it is clear that $W' \subseteq W$. Therefore, it is enough to show $W \subseteq \check{W} \subseteq W'$.

- To show $W \subseteq \check{W} = \bigcup \{ X \subseteq S \mid X \subseteq \Theta(X) \}$, it is enough to show $W \subseteq \Theta(W)$. Therefore let $w \in W = \mathcal{EC}_G(\psi)$. Then there exists a controller C such that $\langle C/G, w \rangle \models \psi$. If $w \in T$, it already holds that $w \in T \cup (P \cap \text{RPre}(W)) = \Theta(W)$. If $w \notin T$, then $\langle C/G, w \rangle \models \psi \equiv P \mathcal{W} T$ implies that $w \in P$ and there exists $\sigma \in C(w)$ such that $\emptyset \neq \text{Post}(w, \sigma) \subseteq \mathcal{EC}_G(\psi) = W$, i.e., $w \in P \cap \text{RPre}(W) \subseteq T \cup (P \cap \text{RPre}(W)) = \Theta(W)$.
- To show $\check{W} \subseteq W'$, first note that

$$\check{W} = \Theta(\check{W}) = T \cup (P \cap \text{RPre}(\check{W})) \subseteq P \cup T. \quad (\text{A.7})$$

Also note that $P \cap T = \emptyset$ since ψ is a stutter step formula. Define a positional controller $\overline{C}: S \rightarrow 2^\Sigma$ such that

$$\overline{C}(s) = \begin{cases} \{ \sigma \in \Sigma \mid \text{Post}(s, \sigma) \subseteq \check{W} \}, & \text{if } s \in \check{W} \setminus T; \\ \Sigma, & \text{otherwise.} \end{cases} \quad (\text{A.8})$$

For $s \in \check{W} \setminus T$, it holds that $s \in \check{W} = \Theta(\check{W}) = T \cup (P \cap \text{RPre}(\check{W}))$ and then $s \in P \cap \text{RPre}(\check{W}) \subseteq \text{RPre}(\check{W})$, so there exists $\sigma \in \Sigma$ such that $\emptyset \neq \text{Post}(s, \sigma) \subseteq \check{W}$. Therefore, \overline{C} is a deadlock-free controller.

It remains to be shown that $\langle \overline{C}/G, s \rangle \models \psi$ for all $s \in \check{W}$. Let $\pi = s_0 s_1 \dots \in \text{Frag}_s^\omega(\overline{C}/G)$ be an infinite path fragment in \overline{C}/G such that $s_0 \in \check{W}$. It is

shown by induction on n that $s_0 s_1 \dots s_n \models P \mathcal{U} T$ or $s_0 s_1 \dots s_n \in \check{W}^*$.

First $s_0 \in \check{W}^*$ since $s_0 \in \check{W}$ by assumption.

Next consider $s_0 s_1 \dots s_n s_{n+1}$, where by inductive assumption $s_0 s_1 \dots s_n \models P \mathcal{U} T$ or $s_0 s_1 \dots s_n \in \check{W}^*$. If $s_0 s_1 \dots s_n \models P \mathcal{U} T$, it immediately holds that $s_0 s_1 \dots s_n s_{n+1} \models P \mathcal{U} T$. Otherwise $s_0 s_1 \dots s_n \notin P \mathcal{U} T$ and $s_0 s_1 \dots s_n \in (\check{W} \setminus T)^*$, so it follows from (A.7) that $s_0 s_1 \dots s_n \in P^*$. Also $s_n \in \check{W} \setminus T$, and since $s_0 s_1 \dots s_n s_{n+1}$ is a path fragment in \overline{C}/G there exists $\sigma \in \overline{C}(s_n)$ such that $s_{n+1} \in \text{Post}(s_n, \sigma) \subseteq \check{W}$ by (A.8). This is enough to show $s_0 s_1 \dots s_n s_{n+1} \in \check{W}^*$.

This completes the induction. Now consider an infinite path fragment π in \overline{C}/G starting from $s \in \check{W}$. If some prefix of π satisfies $P \mathcal{U} T$, then $\pi \models P \mathcal{W} T \equiv \psi$. Otherwise $\pi \in \check{W}^\omega$ and no prefix of π satisfies $P \mathcal{U} T$, so $\pi \in (\check{W} \setminus T)^\omega$. Then it follows from (A.7) that $\pi \in P^\omega$, which implies $\pi \models P \mathcal{W} T \equiv \psi$. As π was chosen to be an arbitrary path fragment starting at an arbitrary $s \in \check{W}$, it follows that $\check{W} \subseteq \overline{\mathcal{EC}}_G(\psi) = W'$.

- Additionally, it follows from the construction of \overline{C} in the above proof of $\check{W} \subseteq W'$ that $\langle \overline{C}/G, s \rangle \models \psi$ for all $s \in \check{W} = \overline{\mathcal{EC}}_G(\psi)$. \square

Prop. A.2 is similar to Prop. A.1 and relates $\mathcal{EC}_G(P \mathcal{U} T)$ and $\overline{\mathcal{EC}}_G(P \mathcal{U} T)$ to the least fixpoint of Θ .

Proposition A.2. Let $G = \langle S, \Sigma, \delta, S^\circ, \text{AP}, L \rangle$ be a deadlock-free transition system, and let $\psi \equiv P \mathcal{U} T$ be a stutter step formula. Then

$$\mathcal{EC}_G(\psi) = \overline{\mathcal{EC}}_G(\psi) = \text{lfp}\Theta. \quad (\text{A.9})$$

Additionally, there is a positional controller $\overline{C}: S \rightarrow 2^\Sigma$ such that $\langle \overline{C}/G, s \rangle \models \psi$ for all $s \in \overline{\mathcal{EC}}_G(\psi)$.

Proof. Denote the least fixpoint of Θ by $\hat{U} = \text{lfp}\Theta$. It is to be shown that $U = \mathcal{EC}_G(\psi)$ and $U' = \overline{\mathcal{EC}}_G(\psi)$ are both equal to \hat{U} . Noting that $\overline{\mathcal{EC}}_G(\psi) \subseteq \mathcal{EC}_G(\psi)$ for any formula ψ , it is clear that $U' \subseteq U$. Then it is enough to show $U \subseteq \hat{U} \subseteq U'$.

- To show $U \subseteq \hat{U}$, assume the contrary, i.e., there exists $u_0 \in U$ such that $u_0 \notin \hat{U}$. As $u_0 \in U = \mathcal{EC}_G(\psi)$, there exists a controller C such that $\langle C/G, u_0 \rangle \models \psi$. Note that $u_0 \notin \hat{U} = \Theta(\hat{U}) = T \cup (P \cap \text{RPre}(\hat{U})) \supseteq T$, i.e., $u_0 \notin T$. Then $\langle C/G, u_0 \rangle \models \psi \equiv P \mathcal{U} T$ implies $u_0 \in P$, i.e., $u_0 \in (U \cap P) \setminus \hat{U}$. From $\langle C/G, u_0 \rangle \models P \mathcal{U} T$ and $u_0 \notin T$, it follows that there exists $\sigma_0 \in C(u_0)$ such that $\text{Post}(u_0, \sigma_0) \neq \emptyset$ and $\langle C/G, u_0 u_1 \rangle \models P \mathcal{U} T$ for all $u_1 \in \text{Post}(u_0, \sigma_0)$. As $u_0 \notin \hat{U} = \Theta(\hat{U}) = T \cup (P \cap \text{RPre}(\hat{U})) \supseteq P \cap \text{RPre}(\hat{U})$ and $u_0 \in P$, it follows that $u_0 \notin \text{RPre}(\hat{U})$. This means that there does not exist $\sigma \in \Sigma$ such that $\emptyset \neq \text{Post}(u_0, \sigma) \subseteq \hat{U}$. Then for above

$\sigma_0 \in C(u_0)$ there exists $u_1 \in \text{Post}(u_0, \sigma_0)$ such that $u_1 \notin \hat{U}$. Then $u_1 \notin \hat{U} \supseteq T$ and $\langle C/G, u_0 u_1 \rangle \models P \mathcal{U} T$ together imply $u_1 \in \mathcal{EC}_G(P \mathcal{U} T) \cap P = U \cap P$. Thus $u_1 \in (U \cap P) \setminus \hat{U}$. By induction, it is possible to construct an infinite sequence of states $u_i \in (U \cap P) \setminus \hat{U} \subseteq P \setminus T$ and labels $\sigma_i \in C(u_0 \cdots u_i)$ such that $u_{i+1} \in \text{Post}(u_i, \sigma_i)$ for all $i \geq 0$. But then it does not hold that $\langle C/G, u_0 \rangle \models P \mathcal{U} T \equiv \psi$, which contradicts the choice of C as a controller enforcing this property.

- To show $\hat{U} \subseteq U'$, recall that $\hat{U} = \text{lfp}\Theta = \bigcup_{\alpha} (\Theta \uparrow \alpha)$ by (A.4). For each ordinal α , define a set

$$T_{\alpha} = (\Theta \uparrow \alpha) \setminus \bigcup_{\beta < \alpha} (\Theta \uparrow \beta). \quad (\text{A.10})$$

For successor ordinals α , the set T_{α} contains precisely the elements added in the corresponding iteration of Θ , while $T_{\alpha} = \emptyset$ for limit ordinals. The nonempty sets T_{α} form a partition of \hat{U} by (A.4), i.e., for each $s \in \hat{U}$ there exists exactly one ordinal α such that $s \in T_{\alpha}$. Therefore, the following is a well-defined positional controller $\bar{C}: S \rightarrow 2^{\Sigma}$:

$$\bar{C}(s) = \begin{cases} \{ \sigma \in \Sigma \mid \text{Post}(s, \sigma) \subseteq \bigcup_{\beta < \alpha} (\Theta \uparrow \beta) \}, & \text{if } s \in T_{\alpha} \setminus T; \\ \Sigma, & \text{if } s \notin \hat{U} \setminus T. \end{cases} \quad (\text{A.11})$$

It is shown by transfinite induction that, for all $s \in T_{\alpha} \setminus T$,

$$\exists \sigma \in \bar{C}(s). \text{Post}(s, \sigma) \neq \emptyset; \quad (\text{A.12})$$

$$\langle \bar{C}/G, s \rangle \models \psi. \quad (\text{A.13})$$

Condition (A.12) implies that \bar{C} is a deadlock-free controller, and as $\langle \bar{C}/G, s \rangle \models P \mathcal{U} T \equiv \psi$ holds trivially for $s \in T$, condition (A.13) implies $\langle \bar{C}/G, s \rangle \models \psi$ for all $s \in \hat{U}$. This will be enough to show the claim $\hat{U} \subseteq U'$. So let α be an ordinal, and assume as inductive assumption that (A.12) and (A.13) hold for all ordinals $\beta < \alpha$ and all states $s' \in T_{\beta} \setminus T$. Let $s \in T_{\alpha} \setminus T$ and consider two cases.

If $\alpha = \gamma + 1$ is a successor ordinal, then $s \in T_{\alpha} \subseteq \Theta \uparrow \alpha = \Theta(\Theta \uparrow \gamma) = T \cup (P \cap \text{RPre}(\Theta \uparrow \gamma))$. As $s \notin T$, it follows that $s \in P$ and there exists $\sigma \in \Sigma$ such that $\emptyset \neq \text{Post}(s, \sigma) \subseteq \Theta \uparrow \gamma \subseteq \bigcup_{\beta < \alpha} (\Theta \uparrow \beta)$. Then $\sigma \in \bar{C}(s)$ by (A.11), showing (A.12). Also by (A.11), for all $\sigma \in \bar{C}(s)$ it holds that $\text{Post}(s, \sigma) \subseteq \bigcup_{\beta < \alpha} (\Theta \uparrow \beta) = \bigcup_{\beta < \alpha} T_{\beta}$. Then by inductive assumption $\langle \bar{C}/G, s' \rangle \models \psi \equiv P \mathcal{U} T$ for all states $s' \in \text{Post}(s, \sigma)$ with $\sigma \in \bar{C}(s)$. Together with $s \in P$, this implies $\langle \bar{C}/G, s \rangle \models P \mathcal{U} T \equiv \psi$ and shows (A.13).

If $\alpha = \bigcup_{\beta < \alpha} \beta$ is a limit ordinal, then $T_{\alpha} = (\Theta \uparrow \alpha) \setminus \bigcup_{\beta < \alpha} (\Theta \uparrow \beta) = \bigcup_{\beta < \alpha} (\Theta \uparrow \beta) \setminus \bigcup_{\beta < \alpha} (\Theta \uparrow \beta) = \emptyset$ and there is nothing to be shown.

- Additionally, it follows from the construction of \bar{C} in the above proof of $\hat{U} \subseteq U'$ that $\langle \bar{C}/G, s \rangle \models \psi$ for all $s \in \hat{U} = \bar{\mathcal{E}}\bar{C}_G(\psi)$. \square

B Robust stutter bisimulation quotient

This section gives the necessary details to prove Theorem 3, which shows that a transition system is robust stutter bisimilar to its quotient modulo a robust stutter bisimulation. The equivalence of a transition system G with its quotient G/\mathcal{R} will be established by considering the union transition system $G \cup (G/\mathcal{R})$, and constructing an equivalence relation on its state set $S \cup (S/\mathcal{R})$. For this construction, an equivalence relation $\mathcal{R} \subseteq S \times S$ is extended to a relation on $S \cup (S/\mathcal{R})$ in a natural way by defining that every element $s \in S$ is also equivalent to its equivalence class $[s]_{\mathcal{R}} \in S/\mathcal{R}$.

Definition B.1. Let $\mathcal{R} \subseteq S \times S$ be an equivalence relation. The *extension* of \mathcal{R} to $S \cup (S/\mathcal{R})$ is the smallest equivalence relation that includes

$$\mathcal{R} \cup \{ (s, [s]_{\mathcal{R}}) \mid s \in S \}. \quad (\text{B.1})$$

Remark B.1. An explicit construction of the extension of \mathcal{R} to $S \cup (S/\mathcal{R})$ is given by

$$\begin{aligned} \hat{\mathcal{R}} = \mathcal{R} \cup \{ (\tilde{s}, \tilde{s}) \mid \tilde{s} \in S/\mathcal{R} \} \cup \\ \{ (s, [s]_{\mathcal{R}}) \mid s \in S \} \cup \{ ([s]_{\mathcal{R}}, s) \mid s \in S \}. \end{aligned}$$

That is, the extension includes the relation \mathcal{R} and the identity relation on S/\mathcal{R} , plus the pairs $(s, [s]_{\mathcal{R}})$ and $([s]_{\mathcal{R}}, s)$ that relate an element $s \in S$ to the equivalence class $[s]_{\mathcal{R}} \in S/\mathcal{R}$ containing it.

Conversely, an equivalence relation $S \cup (S/\mathcal{R})$ can be *restricted* to relations on the subsets S and S/\mathcal{R} , and such restriction results in equivalence relations.

Definition B.2. Let $\mathcal{R} \subseteq S \times S$ be an equivalence relation, and let $S_1 \subseteq S$. The *restriction* of \mathcal{R} to S_1 , denoted $\mathcal{R}|_{S_1}$, is $\mathcal{R}|_{S_1} = \mathcal{R} \cap (S_1 \times S_1)$.

Lemma B.1. Let S_1 and S_2 be disjoint sets and let $S = S_1 \cup S_2$, and let \mathcal{R} be an equivalence relation on S . Then

- (i) $\mathcal{R}|_{S_1}$ is an equivalence relation on S_1 .
- (ii) For all $s_1 \in S_1$ it holds that $[s_1]_{\mathcal{R}|_{S_1}} = [s_1]_{\mathcal{R}} \cap S_1$.
- (iii) $T \in \text{SB}(\mathcal{R})$ implies $T \cap S_1 \in \text{SB}(\mathcal{R}|_{S_1})$.

Proof. (i) As \mathcal{R} is reflexive, $(s, s) \in \mathcal{R} \cap (S_1 \times S_1) = \mathcal{R}|_{S_1}$ for any $s \in S_1$, so $\mathcal{R}|_{S_1}$ is reflexive. If $(s, t) \in \mathcal{R}|_{S_1}$ then $(s, t) \in \mathcal{R}$ and $s, t \in S_1$. As \mathcal{R} is symmetric, it follows that $(t, s) \in \mathcal{R} \cap (S_1 \times S_1) = \mathcal{R}|_{S_1}$, so $\mathcal{R}|_{S_1}$ is symmetric. If $(s, t) \in \mathcal{R}|_{S_1}$ and $(t, u) \in \mathcal{R}|_{S_1}$, then $(s, t), (t, u) \in \mathcal{R}$

and $s, t, u \in S_1$. As \mathcal{R} is transitive, it likewise follows that $(s, u) \in \mathcal{R}|_{S_1}$, so $\mathcal{R}|_{S_1}$ is transitive.

(ii) Let $s_1 \in S_1$ and consider an arbitrary element $s \in S$. Then $s \in [s_1]_{\mathcal{R}} \cap S_1$ is equivalent to $(s_1, s) \in \mathcal{R} \cap (S_1 \times S_1) = \mathcal{R}|_{S_1}$, which in turn is equivalent to $s \in [s_1]_{\mathcal{R}|_{S_1}}$.

(iii) Let $T \in \text{SB}(\mathcal{R})$. To show $T \cap S_1 \in \text{SB}(\mathcal{R}|_{S_1})$, following Def. 4, it is to be shown that, if $s \in T \cap S_1$ and $(s, t) \in \mathcal{R}|_{S_1}$, then also $t \in T \cap S_1$. So let $s \in T \cap S_1$ and $(s, t) \in \mathcal{R}|_{S_1}$. From $(s, t) \in \mathcal{R}|_{S_1} \subseteq \mathcal{R}$ and $s \in T \in \text{SB}(\mathcal{R})$, it follows that $t \in T$. Further, $(s, t) \in \mathcal{R}|_{S_1}$ implies $t \in S_1$, and thus $t \in T \cap S_1$. \square

The following lemma shows how a stutter step formula for union transition system is related to a stutter step formula on only one of the systems in the union.

Lemma B.2. Let $G_i = \langle S_i, \Sigma_i, \delta_i, S_i^\circ, \text{AP}_i, L_i \rangle$ for $i = 1, 2$ be two deadlock-free transition systems with disjoint state sets, and let $G = G_1 \cup G_2 = \langle S, \Sigma, \delta, S^\circ, \text{AP}, L \rangle$. For any stutter step formula $P \vee T$ with $P, T \subseteq S$ it holds that

$$\overline{\mathcal{E}\mathcal{C}}_G(P \vee T) \cap S_1 = \overline{\mathcal{E}\mathcal{C}}_{G_1}((P \cap S_1) \vee (T \cap S_1)). \quad (\text{B.2})$$

Proof. First, let $s_1 \in \overline{\mathcal{E}\mathcal{C}}_G(P \vee T) \cap S_1$. Then $s_1 \in S_1$, and there exists a deadlock-free positional controller $\overline{C}: S \rightarrow 2^\Sigma$ such that $\langle \overline{C}/G, s_1 \rangle \models P \vee T$. Define a positional controller $\overline{C}_1: S_1 \rightarrow 2^{\Sigma_1}$ for G_1 with $\overline{C}_1(s) = \overline{C}(s) \cap \Sigma_1$ for $s \in S_1$. Note that $\overline{C}(s) \cap \Sigma_1 \neq \emptyset$ for $s \in S_1$ as \overline{C} is deadlock-free and by the construction of G as disjoint union $G_1 \cup G_2$, only labels in Σ_1 are enabled at $s \in S_1$. Therefore \overline{C}_1 is deadlock-free. To show $\langle \overline{C}_1/G_1, s_1 \rangle \models (P \cap S_1) \vee (T \cap S_1)$, assume $\pi \in \text{Frag}^\omega(\overline{C}_1, G_1)$ such that $s_1 \sqsubseteq \pi$. Then $\pi \in \text{Frag}^\omega(G_1) \subseteq \text{Frag}^\omega(G)$. Also $\pi \in S_1^\omega$, which means that only labels in Σ_1 are enabled at states of π , so that $\pi \in \text{Frag}^\omega(\overline{C}, G)$ by construction of \overline{C}_1 . As $\langle \overline{C}_1/G_1, s_1 \rangle \models P \vee T$, it follows that $\pi \models P \vee T$. Given $\pi \in S_1^\omega$, this implies $\pi \models (P \cap S_1) \vee (T \cap S_1)$. Hence, $s_1 \in \overline{\mathcal{E}\mathcal{C}}_{G_1}((P \cap S_1) \vee (T \cap S_1))$ and therefore $\overline{\mathcal{E}\mathcal{C}}_G(P \vee T) \cap S_1 \subseteq \overline{\mathcal{E}\mathcal{C}}_{G_1}((P \cap S_1) \vee (T \cap S_1))$.

Conversely, let $s_1 \in \overline{\mathcal{E}\mathcal{C}}_{G_1}((P \cap S_1) \vee (T \cap S_1))$. Then there exists a deadlock-free positional controller \overline{C}_1 such that $\langle \overline{C}_1/G_1, s_1 \rangle \models (P \cap S_1) \vee (T \cap S_1)$. Clearly either $s_1 \in (P \cap S_1) \subseteq S_1$ or $s_1 \in (T \cap S_1) \subseteq S_1$, and thus $s_1 \in S_1$. Define a positional controller $\overline{C}: S \rightarrow 2^\Sigma$ for G such that $\overline{C}(s) = \overline{C}_1(s)$ if $s \in S_1$, and $\overline{C}(s) = \Sigma$ otherwise. \overline{C} behaves like \overline{C}_1 for all states in S_1 . As \overline{C}_1 and G_2 are deadlock-free, \overline{C} is also deadlock-free. To show $\langle \overline{C}/G, s_1 \rangle \models P \vee T$, let $\pi \in \text{Frag}^\omega(\overline{C}, G)$ such that $s_1 \sqsubseteq \pi$. Then $\pi \in \text{Frag}^\omega(G)$, and as $G = G_1 \cup G_2$ is composed of two disjoint transition systems, all the states on the path π must either be in S_1 or in S_2 . Then, since $s_1 \sqsubseteq \pi$ with $s_1 \in S_1$, it follows that $\pi \in S_1^\omega$ and $\pi \in \text{Frag}^\omega(G_1)$. By construction also $\overline{C}(s) = \overline{C}_1(s)$

for all states s on the path fragment π , and thus $\pi \in \text{Frag}^\omega(\overline{C}_1, G_1)$. As $\langle \overline{C}_1/G_1, s_1 \rangle \models (P \cap S_1) \vee (T \cap S_1)$, it follows that $\pi \models (P \cap S_1) \vee (T \cap S_1)$, and this implies $\pi \models P \vee T$. Hence, $s_1 \in \overline{\mathcal{E}\mathcal{C}}_G(P \vee T)$ and therefore $\overline{\mathcal{E}\mathcal{C}}_{G_1}((P \cap S_1) \vee (T \cap S_1)) \subseteq \overline{\mathcal{E}\mathcal{C}}_G(P \vee T)$. \square

Using the above lemmas, it is now possible to prove Theorem 3, by showing that the extension of the relation \mathcal{R} to states of the combined system $G \cup (G/\mathcal{R})$ is a robust stutter bisimulation.

Theorem 3. Let G be a transition system and \mathcal{R} be a robust stutter simulation on G . Then $G \approx G/\mathcal{R}$.

Proof. Let $G = \langle S, \Sigma, \delta, S^\circ, \text{AP}, L \rangle$, and let $\hat{\mathcal{R}}$ be the extension of \mathcal{R} to $S \cup (S/\mathcal{R})$. It will be shown that $\hat{\mathcal{R}}$ is a robust stutter bisimulation for the transition system $\hat{G} = G \cup (G/\mathcal{R})$. As \mathcal{R} is an equivalence relation by Def. B.1, it remains to prove conditions (i) and (ii) of Def. 16. Consider a pair $(s, t) \in \hat{\mathcal{R}}$. There are four cases to consider depending on whether s or t are elements of S or of S/\mathcal{R} .

- $(s, t) \in \hat{\mathcal{R}}$ where $s, t \in S$. Then $(s, t) \in \mathcal{R}$ by Def. B.1. As \mathcal{R} is a robust stutter bisimulation on G , it holds by Def. 16 that (i) $L(s) = L(t)$ and (ii) $s \in \overline{\mathcal{E}\mathcal{C}}_G(\psi)$ implies $t \in \overline{\mathcal{E}\mathcal{C}}_G(\psi)$ for every \mathcal{R} -superblock step formula ψ from $[s]_{\mathcal{R}}$. Condition (i) for $\hat{\mathcal{R}}$ and \hat{G} follows immediately. For condition (ii), let $\hat{\psi} \equiv [s]_{\hat{\mathcal{R}}} \vee \hat{T}$ for some $\hat{T} \in \text{SB}(\hat{\mathcal{R}})$ such that $[s]_{\hat{\mathcal{R}}} \cap \hat{T} = \emptyset$, and let $s \in \overline{\mathcal{E}\mathcal{C}}_{\hat{G}}(\hat{\psi})$. It is to be shown that $t \in \overline{\mathcal{E}\mathcal{C}}_{\hat{G}}(\hat{\psi})$.
First note that $[s]_{\mathcal{R}} = [s]_{\hat{\mathcal{R}}} \cap S$ by Lemma B.1 (ii), and $\hat{T} \cap S \in \text{SB}(\mathcal{R})$ by Lemma B.1 (iii). Let $T = \hat{T} \cap S$. Then $[s]_{\mathcal{R}} \cap T = ([s]_{\hat{\mathcal{R}}} \cap S) \cap (\hat{T} \cap S) \subseteq [s]_{\hat{\mathcal{R}}} \cap \hat{T} = \emptyset$, so that $\psi \equiv [s]_{\mathcal{R}} \vee T$ is an \mathcal{R} -superblock step formula from $[s]_{\mathcal{R}}$. Also, $s \in \overline{\mathcal{E}\mathcal{C}}_{\hat{G}}(\hat{\psi})$ means that there exists a deadlock-free controller for \hat{G} , so \hat{G} , G , and G/\mathcal{R} are deadlock-free. By Lemma B.2, it follows that $s \in \overline{\mathcal{E}\mathcal{C}}_{\hat{G}}(\hat{\psi}) \cap S = \overline{\mathcal{E}\mathcal{C}}_{\hat{G}}([s]_{\hat{\mathcal{R}}} \vee \hat{T}) \cap S = \overline{\mathcal{E}\mathcal{C}}_G(([s]_{\hat{\mathcal{R}}} \cap S) \vee (\hat{T} \cap S)) = \overline{\mathcal{E}\mathcal{C}}_G([s]_{\mathcal{R}} \vee T) = \overline{\mathcal{E}\mathcal{C}}_G(\psi)$. Since ψ is an \mathcal{R} -superblock step formula from $[s]_{\mathcal{R}}$ and \mathcal{R} is a robust stutter bisimulation, this implies $t \in \overline{\mathcal{E}\mathcal{C}}_G(\psi) = \overline{\mathcal{E}\mathcal{C}}_G([s]_{\mathcal{R}} \vee T) = \overline{\mathcal{E}\mathcal{C}}_G(([s]_{\hat{\mathcal{R}}} \cap S) \vee (\hat{T} \cap S)) = \overline{\mathcal{E}\mathcal{C}}_{\hat{G}}([s]_{\hat{\mathcal{R}}} \vee \hat{T}) \cap S = \overline{\mathcal{E}\mathcal{C}}_{\hat{G}}(\hat{\psi}) \cap S \subseteq \overline{\mathcal{E}\mathcal{C}}_{\hat{G}}(\hat{\psi})$, again by Lemma B.2.
- $(s, \tilde{s}) \in \hat{\mathcal{R}}$ where $s \in S$ and $\tilde{s} \in S/\mathcal{R}$. By Def. B.1 it is clear that $s \in \tilde{s}$, which means that $\tilde{s} = [s]_{\mathcal{R}}$. Note that $L_{\mathcal{R}}(\tilde{s}) = L_{\mathcal{R}}([s]_{\mathcal{R}}) = L(s)$ by Def. 20, showing condition (i) of Def. 16. For condition (ii), let $\hat{\psi} \equiv [s]_{\hat{\mathcal{R}}} \vee \hat{T}$ for some $\hat{T} \in \text{SB}(\hat{\mathcal{R}})$ such that $[s]_{\hat{\mathcal{R}}} \cap \hat{T} = \emptyset$, and let $s \in \overline{\mathcal{E}\mathcal{C}}_{\hat{G}}(\hat{\psi})$. It is to be shown that $\tilde{s} \in \overline{\mathcal{E}\mathcal{C}}_{\hat{G}}(\hat{\psi})$.
Firstly, $s \in \overline{\mathcal{E}\mathcal{C}}_{\hat{G}}(\hat{\psi})$ implies that there exists a deadlock-free controller for \hat{G} , and thus \hat{G} , G , and G/\mathcal{R}

are deadlock-free. Furthermore,

$$\begin{aligned}
s &\in \overline{\mathcal{EC}}_{\hat{G}}(\hat{\psi}) \cap S \\
&= \overline{\mathcal{EC}}_{\hat{G}}([s]_{\hat{\mathcal{R}}} \vee \hat{T}) \cap S \\
&= \overline{\mathcal{EC}}_G(([\tilde{s}]_{\hat{\mathcal{R}}} \cap S) \vee (\hat{T} \cap S)) \quad (\text{by Lemma B.2}) \\
&= \overline{\mathcal{EC}}_G([s]_{\mathcal{R}} \vee (\hat{T} \cap S)) \quad (\text{by Lemma B.1 (ii)}) \\
&= \overline{\mathcal{EC}}_G(\tilde{s} \vee (\hat{T} \cap S)). \quad (\text{as } \tilde{s} = [s]_{\mathcal{R}})
\end{aligned}$$

Let $T = \hat{T} \cap S$ and $\psi \equiv \tilde{s} \vee T$ so that $s \in \overline{\mathcal{EC}}_G(\psi)$. Note that $T = \hat{T} \cap S \in \text{SB}(\mathcal{R})$ by Lemma B.1 (iii) and $\tilde{s} = [s]_{\mathcal{R}} = [s]_{\hat{\mathcal{R}}} \cap S$ by Lemma B.1 (ii), and then $\tilde{s} \cap T = ([s]_{\hat{\mathcal{R}}} \cap S) \cap (\hat{T} \cap S) \subseteq [s]_{\hat{\mathcal{R}}} \cap \hat{T} = \emptyset$. Thus ψ is an \mathcal{R} -superblock step formula from \tilde{s} . As \mathcal{R} is a robust stutter bisimulation on G and $s \in \overline{\mathcal{EC}}_G(\psi)$, it follows that $\tilde{s} = [s]_{\mathcal{R}} \subseteq \overline{\mathcal{EC}}_G(\psi)$. Then $\psi \in \Sigma_{\mathcal{R}}$ by (3). Define a positional controller $\overline{C}: S/\mathcal{R} \rightarrow 2^{\Sigma_{\mathcal{R}}}$ with $\overline{C}(\tilde{s}) = \{\psi\}$ and $\overline{C}(t) = \Sigma_{\mathcal{R}}$ for $t \neq \tilde{s}$, i.e., the only transitions enabled by \overline{C} from the state \tilde{s} are those labelled ψ .

Let $T_{\mathcal{R}} = \hat{T} \cap (S/\mathcal{R})$, and consider two cases depending on whether \mathcal{V} in ψ and $\hat{\psi}$ is \mathcal{U} or \mathcal{W} :

- If $\mathcal{V} = \mathcal{U}$ and thus $\psi \equiv \tilde{s} \mathcal{U} T$, it follows from (4) that $(\tilde{s}, \psi, T') \in \delta_{\mathcal{R}}$ implies $T' \in S/\mathcal{R}$ and $T' \subseteq T$. From $T' \in S/\mathcal{R}$ it follows that $T' = [t']_{\mathcal{R}}$ for some $t' \in S$, and then $t' \in [t']_{\mathcal{R}} = T' \subseteq T = \hat{T} \cap S \subseteq \hat{T}$, and then also $T' \in \hat{T}$ because $\hat{T} \in \text{SB}(\hat{\mathcal{R}})$ and $(t', T') = (t', [t']_{\mathcal{R}}) \in \hat{\mathcal{R}}$ by Def. B.1. This means $T' \in \hat{T} \cap (S/\mathcal{R}) = T_{\mathcal{R}}$, and it follows by construction of $\overline{C}(\tilde{s}) = \psi$ that $\langle \overline{C}/(G/\mathcal{R}), \tilde{s} \rangle \models \{\tilde{s}\} \mathcal{U} T_{\mathcal{R}}$.
- If $\mathcal{V} = \mathcal{W}$ and thus $\psi \equiv \tilde{s} \mathcal{W} T$, it likewise follows from (4) that $(\tilde{s}, \psi, T') \in \delta_{\mathcal{R}}$ implies $T' \in T_{\mathcal{R}} \cup \{\tilde{s}\}$, and therefore $\langle \overline{C}/(G/\mathcal{R}), \tilde{s} \rangle \models \{\tilde{s}\} \mathcal{W} T_{\mathcal{R}}$.

In both cases it is clear that \overline{C}/G is deadlock-free and $\langle \overline{C}/(G/\mathcal{R}), \tilde{s} \rangle \models \{\tilde{s}\} \vee T_{\mathcal{R}}$. It follows that

$$\begin{aligned}
\tilde{s} &\in \overline{\mathcal{EC}}_{G/\mathcal{R}}(\{\tilde{s}\} \vee T_{\mathcal{R}}) \\
&= \overline{\mathcal{EC}}_{G/\mathcal{R}}((\{\tilde{s}\} \cap (S/\mathcal{R})) \vee (\hat{T} \cap (S/\mathcal{R}))) \\
&= \overline{\mathcal{EC}}_{\hat{G}}(\{\tilde{s}\} \vee \hat{T}) \cap (S/\mathcal{R}) \quad (\text{by Lemma B.2}) \\
&\subseteq \overline{\mathcal{EC}}_{\hat{G}}([\tilde{s}]_{\hat{\mathcal{R}}} \vee \hat{T}) \\
&= \overline{\mathcal{EC}}_{\hat{G}}([s]_{\hat{\mathcal{R}}} \vee \hat{T}) \quad (\text{as } (s, \tilde{s}) \in \hat{\mathcal{R}}) \\
&= \overline{\mathcal{EC}}_{\hat{G}}(\hat{\psi}).
\end{aligned}$$

- $(\tilde{s}, s) \in \hat{\mathcal{R}}$ where $\tilde{s} \in S/\mathcal{R}$ and $s \in S$. By Def. B.1 it is clear that $s \in \tilde{s}$, which means that $\tilde{s} = [s]_{\mathcal{R}}$. Note that $L_{\mathcal{R}}(s) = L_{\mathcal{R}}([s]_{\mathcal{R}}) = L(\tilde{s})$ by Def. 20, showing condition (i) of Def. 16. For condition (ii), let $\hat{\psi} \equiv [s]_{\hat{\mathcal{R}}} \vee \hat{T}$ for some $\hat{T} \in \text{SB}(\hat{\mathcal{R}})$ such that $[s]_{\hat{\mathcal{R}}} \cap \hat{T} = \emptyset$, and let $\tilde{s} \in \overline{\mathcal{EC}}_{\hat{G}}(\hat{\psi})$. It is to be shown that $s \in \overline{\mathcal{EC}}_{\hat{G}}(\hat{\psi})$.

Again, $\tilde{s} \in \overline{\mathcal{EC}}_{\hat{G}}(\hat{\psi})$ implies that there is a deadlock-free controller for \hat{G} , and thus \hat{G} , G , and G/\mathcal{R}

are deadlock-free. Consider $T_{\mathcal{R}} = \hat{T} \cap (S/\mathcal{R})$. By Lemma B.2, Lemma B.1 (ii), and Remark B.1,

$$\begin{aligned}
\tilde{s} &\in \overline{\mathcal{EC}}_{\hat{G}}(\hat{\psi}) \cap (S/\mathcal{R}) \\
&= \overline{\mathcal{EC}}_{\hat{G}}([\tilde{s}]_{\hat{\mathcal{R}}} \vee \hat{T}) \cap (S/\mathcal{R}) \\
&= \overline{\mathcal{EC}}_{G/\mathcal{R}}([\tilde{s}]_{\hat{\mathcal{R}}} \cap (S/\mathcal{R})) \vee (\hat{T} \cap (S/\mathcal{R})) \\
&= \overline{\mathcal{EC}}_{G/\mathcal{R}}([\tilde{s}]_{\hat{\mathcal{R}}|(S/\mathcal{R})} \vee T_{\mathcal{R}}) \\
&= \overline{\mathcal{EC}}_{G/\mathcal{R}}(\{\tilde{s}\} \vee T_{\mathcal{R}}).
\end{aligned}$$

Let $\psi \equiv \{\tilde{s}\} \vee T_{\mathcal{R}}$ so that $\tilde{s} \in \overline{\mathcal{EC}}_{G/\mathcal{R}}(\psi)$. Then there exists a deadlock-free positional controller \overline{C} for G/\mathcal{R} such that $\langle \overline{C}/(G/\mathcal{R}), \tilde{s} \rangle \models \psi$. Consider two cases depending on whether $\tilde{s}^{\omega} \in \text{Frag}_{\mathcal{R}}^{\omega}(\overline{C}/(G/\mathcal{R}))$ or not.

- If $\tilde{s}^{\omega} \in \text{Frag}_{\mathcal{R}}^{\omega}(\overline{C}/(G/\mathcal{R}))$, then $\psi \equiv \{\tilde{s}\} \mathcal{W} T_{\mathcal{R}}$, and there exists $\theta \in \Sigma_{\mathcal{R}}$ such that $(\tilde{s}, \theta, \tilde{s}) \in \delta_{\mathcal{R}}$. By (3) and (4), θ is an \mathcal{R} -superblock step formula of the form $\theta \equiv \tilde{s} \mathcal{W} T$, for some $T \in \text{SB}(\mathcal{R})$.
- If $\tilde{s}^{\omega} \notin \text{Frag}_{\mathcal{R}}^{\omega}(\overline{C}/(G/\mathcal{R}))$, then since $\overline{C}/(G/\mathcal{R})$ is deadlock-free, there exists $\theta \in \Sigma_{\mathcal{R}}$ and $\hat{t} \in T_{\mathcal{R}}$ such that $(\tilde{s}, \theta, \hat{t}) \in \delta_{\mathcal{R}}$ and $\theta \in \overline{C}(\tilde{s})$. On the other hand, $\tilde{s}^{\omega} \notin \text{Frag}_{\mathcal{R}}^{\omega}(\overline{C}/(G/\mathcal{R}))$ implies $(\tilde{s}, \theta, \tilde{s}) \notin \delta_{\mathcal{R}}$. It follows from (3) and (4) that this θ has the form $\theta \equiv \tilde{s} \mathcal{U} T$ for some $T \in \text{SB}(\mathcal{R})$ with $\hat{t} \subseteq T$.

In both cases, there exist $\theta \in \Sigma_{\mathcal{R}}$ and $T \in \text{SB}(\mathcal{R})$ such that $\theta \equiv \tilde{s} \mathcal{V}_{\theta} T$. The modality \mathcal{V}_{θ} of θ may be different from the modality \mathcal{V} of $\hat{\psi}$ and ψ , but if $\theta \equiv \tilde{s} \mathcal{W} T$ then also $\psi \equiv \{\tilde{s}\} \mathcal{W} T_{\mathcal{R}}$ and $\hat{\psi} \equiv [s]_{\hat{\mathcal{R}}} \mathcal{W} \hat{T}$.

It is next shown that $T \subseteq \hat{T} \cap S$. Consider an arbitrary state $t \in T$. Then $[t]_{\mathcal{R}} \subseteq T$ as $T \in \text{SB}(\mathcal{R})$, and given $\theta \equiv \tilde{s} \mathcal{V}_{\theta} T \in \Sigma_{\mathcal{R}}$, it follows by (4) that $(\tilde{s}, \theta, [t]_{\mathcal{R}}) \in \delta_{\mathcal{R}}$. Also, it follows from $\langle \overline{C}/(G/\mathcal{R}), \tilde{s} \rangle \models \psi \equiv \{\tilde{s}\} \vee T_{\mathcal{R}}$ that $\text{Post}_{\overline{C}/(G/\mathcal{R})}(\tilde{s}) \subseteq \{\tilde{s}\} \cup T_{\mathcal{R}} = \{\tilde{s}\} \cup (\hat{T} \cap (S/\mathcal{R})) \subseteq \{\tilde{s}\} \cup \hat{T}$. As $(\tilde{s}, \theta, [t]_{\mathcal{R}}) \in \delta_{\mathcal{R}}$, this means $[t]_{\mathcal{R}} \in \{\tilde{s}\} \cup \hat{T}$. Also $\tilde{s} \cap T = \emptyset$ as $\theta \in \Sigma_{\mathcal{R}}$ is an \mathcal{R} -superblock step formula, which given $t \in T$ implies that $t \notin \tilde{s}$, and then $[t]_{\mathcal{R}} \neq \tilde{s}$ and $[t]_{\mathcal{R}} \in \hat{T}$. But $\hat{T} \in \text{SB}(\hat{\mathcal{R}})$ and $([t]_{\mathcal{R}}, t) \in \hat{\mathcal{R}}$ by Def. B.1, which means $t \in \hat{T}$. As $t \in T$ was chosen arbitrarily, it follows that $T \subseteq \hat{T}$. Further, note that $T \subseteq S$ as $T \in \text{SB}(\mathcal{R})$, and thus also $T \subseteq \hat{T} \cap S$.

Now the claim follows as

$$\begin{aligned}
s &\in \tilde{s} \\
&\subseteq \overline{\mathcal{EC}}_G(\tilde{s} \mathcal{V}_{\theta} T) \quad (\text{as } \tilde{s} \mathcal{V}_{\theta} T \equiv \theta \in \Sigma_{\mathcal{R}} \text{ and by (3)}) \\
&\subseteq \overline{\mathcal{EC}}_G([s]_{\mathcal{R}} \mathcal{V}_{\theta} (\hat{T} \cap S)) \quad (\text{as } T \subseteq \hat{T} \cap S) \\
&= \overline{\mathcal{EC}}_G(([\tilde{s}]_{\hat{\mathcal{R}}} \cap S) \mathcal{V}_{\theta} (\hat{T} \cap S)) \quad (\text{by Lemma B.1 (ii)}) \\
&= \overline{\mathcal{EC}}_{\hat{G}}([\tilde{s}]_{\hat{\mathcal{R}}} \mathcal{V}_{\theta} \hat{T}) \cap S \quad (\text{by Lemma B.2}) \\
&\subseteq \overline{\mathcal{EC}}_{\hat{G}}([s]_{\hat{\mathcal{R}}} \vee \hat{T}) \quad (\text{as } \mathcal{V}_{\theta} = \mathcal{W} \text{ implies } \mathcal{V} = \mathcal{W}) \\
&= \overline{\mathcal{EC}}_{\hat{G}}([\tilde{s}]_{\hat{\mathcal{R}}} \vee \hat{T}) \quad (\text{as } (\tilde{s}, s) \in \hat{\mathcal{R}}) \\
&= \overline{\mathcal{EC}}_{\hat{G}}(\hat{\psi}).
\end{aligned}$$

- $(\tilde{s}, \tilde{t}) \in \hat{\mathcal{R}}$ where $\tilde{s}, \tilde{t} \in S/\mathcal{R}$. In this case $\tilde{s} = \tilde{t}$ by Remark B.1, which implies $L(\tilde{s}) = L(\tilde{t})$ and $\tilde{s} \in \overline{\mathcal{EC}}_{\hat{C}}(\psi)$ if and only if $\tilde{t} \in \overline{\mathcal{EC}}_{\hat{C}}(\psi)$ for all ψ .

Finally, it is to be shown that $\hat{\mathcal{R}}$ is a robust stutter bisimulation between G and G/\mathcal{R} as defined by Def. 19. First, if $s^\circ \in S^\circ$ then $[s^\circ]_{\mathcal{R}} \in S_{\mathcal{R}}^\circ$ by (5). By construction of $\hat{\mathcal{R}}$, it follows that $(s^\circ, [s^\circ]_{\mathcal{R}}) \in \hat{\mathcal{R}}$. Second, if $\tilde{s} \in S_{\mathcal{R}}^\circ$ then there exists $s^\circ \in S^\circ$ such that $\tilde{s} = [s^\circ]_{\mathcal{R}}$, again by (5). By construction of $\hat{\mathcal{R}}$, it follows that $(\tilde{s}, s^\circ) = ([s^\circ]_{\mathcal{R}}, s^\circ) \in \hat{\mathcal{R}}$. Hence, $\hat{\mathcal{R}}$ is a robust stutter bisimulation between G and G/\mathcal{R} . \square

C Proofs for concrete controller construction

This section provides the necessary results to prove Theorem 7. The definitions of T and Ψ from Section 7 are restated here more formally and in more general terms.

Definition C.1. Let $G = \langle S, \Sigma, \delta, S^\circ, AP, L \rangle$ be a transition system, let $\mathcal{R} \subseteq S \times S$ be an equivalence relation, let C be a controller for G , and let $\rho = \rho' u \in \text{Frag}^*(C, G)$ with $\rho' \in S^*$ and $u \in S$. The *superblock reached by C after ρ* is

$$T\langle C, \rho \rangle = \bigcup \{ [v]_{\mathcal{R}} \mid \rho\tau v \in \text{Frag}^*(C, G) \text{ where } \tau \in [u]_{\mathcal{R}}^* \text{ and } (u, v) \notin \mathcal{R} \}. \quad (\text{C.1})$$

The \mathcal{R} -superblock step formula enforced by C after ρ is

$$\Psi\langle C, \rho \rangle \equiv \begin{cases} [u]_{\mathcal{R}} \mathcal{W} T\langle C, \rho \rangle, & \text{if } \text{Frag}^\omega(C, G) \cap \rho[u]_{\mathcal{R}}^\omega \neq \emptyset; \\ [u]_{\mathcal{R}} \mathcal{U} T\langle C, \rho \rangle, & \text{otherwise.} \end{cases} \quad (\text{C.2})$$

The following Lemma C.1 shows that the enforced superblock step formula $\Psi\langle C, \rho \rangle$ is indeed achievable by control, i.e., there exists a controller enforcing this formula from the equivalence class at the end of the considered path ρ .

Lemma C.1. Let $G = \langle S, \Sigma, \delta, S^\circ, AP, L \rangle$ be a transition system, let $\mathcal{R} \subseteq S \times S$ be an equivalence relation, and let C be a controller for G , and let $\rho = \rho' u \in \text{Frag}^*(C, G)$ with $\rho' \in S^*$ and $u \in S$. Then $u \in \mathcal{EC}_G(\Psi\langle C, \rho \rangle)$.

Proof. Define a controller $C_\rho: S^+ \rightarrow 2^\Sigma$ for G such that $C_\rho(u\tau) = C(\rho\tau)$ for all $\tau \in S^*$. It will be shown that $\langle C_\rho/G, u \rangle \models \Psi\langle C, \rho \rangle$. Let $\pi = uu_0u_1 \dots \in \text{Frag}^\omega(C_\rho, G)$, which means $\rho'\pi = \rho u_0u_1 \dots \in \text{Frag}^\omega(C, G)$. Consider two cases: either all the states u_i are equivalent to u or not.

If $(u, u_i) \in \mathcal{R}$ for all i , then $\rho'\pi \in \text{Frag}^\omega(C, G)$ with $\pi \in [u]_{\mathcal{R}}^\omega$, and then $\pi \models [u]_{\mathcal{R}} \mathcal{W} T\langle C, \rho \rangle \equiv \Psi\langle C, \rho \rangle$ by (C.2).

Otherwise π can be written as $\pi = uu_0 \dots u_m v \pi'$ where $(u, u_i) \in \mathcal{R}$ for $0 \leq i \leq m$ and $(u, v) \notin \mathcal{R}$. Then $\rho u_0 \dots u_m v \in \text{Frag}^*(C, G)$ and $v \in T\langle C, \rho \rangle$ by (C.1). As $uu_0 \dots u_m \in [u]_{\mathcal{R}}^*$, it is clear that $\pi = uu_0 \dots u_m v \pi' \models [u]_{\mathcal{R}} \mathcal{V} T\langle C, \rho \rangle \equiv \Psi\langle C, \rho \rangle$ independently of which case of (C.2) applies.

It has been shown that $\pi \models \Psi\langle C, \rho \rangle$ for every infinite path fragment $\pi \in \text{Frag}^\omega(C_\rho, G)$ whose first state is u . Therefore $\langle C_\rho/G, u \rangle \models \Psi\langle C, \rho \rangle$, which implies the claim $u \in \mathcal{EC}_G(\Psi\langle C, \rho \rangle)$. \square

During the equivalence proof of Theorem 7, it needs to be established that the paths visited by the controller \tilde{C} and the controller C from Def. 24 are not only stutter equivalent but also visit the same equivalence classes. Given a transition system G with state set S , an equivalence relation $\mathcal{R} \subseteq S \times S$, and a sequence of states $\pi = s_0 s_1 \dots \in S^\infty$, the *trace of equivalence classes* of π is $[\pi]_{\mathcal{R}} = [s_0]_{\mathcal{R}} [s_1]_{\mathcal{R}} \dots \in (S/\mathcal{R})^\infty$. Then two path fragments $\pi_1, \pi_2 \in \text{Frag}^\infty(G)$ are \mathcal{R} -stutter equivalent if $\text{sf}([\pi_1]_{\mathcal{R}}) = \text{sf}([\pi_2]_{\mathcal{R}})$. In other words, two path fragments are \mathcal{R} -stutter equivalent if they both visit the same equivalence classes in the same order, albeit possibly taking different numbers of steps within equivalence classes. If \mathcal{R} is a robust stutter bisimulation, then by Def. 16 (i) all infinite \mathcal{R} -stutter equivalent path fragments are also stutter equivalent.

Furthermore, the mapping M from (8)–(10) is extended to infinite path fragments using a closure construction. For a sequence $\pi \in S^\infty$, the set of finite prefixes of π is $\text{pfx}(\pi) = \{ \rho \in S^+ \mid \rho \sqsubseteq \pi \}$. The *closure* of a set of finite sequences $P \subseteq S^*$ is the set of sequences whose prefixes are all in P , defined by $\text{clo}(P) = \{ \pi \in S^\infty \mid \text{pfx}(\pi) \subseteq P \}$. Then the extended map $M: S^\infty \rightarrow S^\infty$ is

$$M(\pi) = \text{clo}(\{ M(\rho) \mid \rho \sqsubseteq \pi \}). \quad (\text{C.3})$$

This extension is well-defined because M is a prefix-preserving map. If $M(\pi) = \tilde{\pi}$ is infinite, then it is an infinite path fragment in $\text{Frag}^\omega(\tilde{C}, G)$ with $\tilde{s} \sqsubseteq \tilde{\pi}$, and π and $\tilde{\pi}$ are \mathcal{R} -stutter equivalent.

Using these definitions, it is now possible to prove Theorem 7 and its Corollary 8.

Theorem 7. Let G be a transition systems, let \mathcal{R} be a robust stutter bisimulation on G , and let φ be an $\text{LTL}_{\setminus \circ}$ formula. For all $(\tilde{s}, s) \in \mathcal{R}$ such that $\tilde{s} \in \mathcal{EC}_G(\varphi)$ it also holds that $s \in \mathcal{EC}_G(\varphi)$.

Proof. Let $(\tilde{s}, s) \in \mathcal{R}$ such that $\tilde{s} \in \mathcal{EC}_G(\varphi)$. Then there exists a controller \tilde{C} such that $\langle \tilde{C}/G, \tilde{s} \rangle \models \varphi$. To show $s \in \mathcal{EC}_G(\varphi)$, it is shown that the controller C as constructed in Def. 24 enforces φ from s , i.e., $\langle C/G, s \rangle \models \varphi$.

The proof consists of two parts. First it is shown that the mapping M in (8)–(10) is defined for every finite

path fragment permitted by C . Then it is shown that every infinite path fragment permitted by C starting in s is \mathcal{R} -stutter equivalent to some infinite path fragment permitted by \tilde{C} that starts in \tilde{s} .

For the first step, it is shown by induction over the length of path fragments $\rho \in \text{Frag}^*(C, G)$ with $s \sqsubseteq \rho$ that

- (i) $M(\rho)$ is defined;
- (ii) $M(\rho) \in \text{Frag}^*(\tilde{C}, G)$;
- (iii) $M(\rho)$ and ρ are \mathcal{R} -stutter equivalent.

In the base case, the only path fragment ρ of length 1 such that $s \sqsubseteq \rho$ is $\rho = s$, in which case $M(\rho) = M(s) = \tilde{s}$ is defined by construction (8). Also, it holds that $\tilde{s} \in \text{Frag}^*(\tilde{C}, G)$ for the path fragment of length 1, and \tilde{s} and s are \mathcal{R} -stutter equivalent as $(\tilde{s}, s) \in \mathcal{R}$.

For the inductive step, consider $\rho = \rho'uv \in \text{Frag}^*(C, G)$ with $\rho' \in S^*$, $u, v \in S$, and $s \sqsubseteq \rho$. By inductive assumption, $M(\rho'u)$ satisfies (i)–(iii), and because M is a map to S^+ , this can be written as $M(\rho'u) = \tilde{\rho}'\tilde{u} \in \text{Frag}^*(\tilde{C}, G)$. There are two cases to consider depending on whether $(u, v) \in \mathcal{R}$ or $(u, v) \notin \mathcal{R}$.

If $(u, v) \in \mathcal{R}$, it follows by construction (9) and by inductive assumption that $M(\rho) = M(\rho'uv) = M(\rho'u) = \tilde{\rho}'\tilde{u} \in \text{Frag}^*(\tilde{C}, G)$ is defined. Given $(u, v) \in \mathcal{R}$, it is also clear the $\rho = \rho'uv$ is \mathcal{R} -stutter equivalent to $\rho'u$, which is \mathcal{R} -stutter equivalent to $M(\rho) = M(\rho'u)$ by inductive assumption.

In the second case, $(u, v) \notin \mathcal{R}$, it must be shown that $F(M(\rho'u), v) = F(\tilde{\rho}'\tilde{u}, v)$ in (10) is nonempty. By Def. 24

$$C(\rho'u) = \overline{C}\langle\psi\rangle(u), \quad (\text{C.4})$$

where $\psi \equiv \Psi\langle\tilde{C}, M(\rho'u)\rangle \equiv \Psi\langle\tilde{C}, \tilde{\rho}'\tilde{u}\rangle$. As $\tilde{\rho}'\tilde{u} \in \text{Frag}^*(\tilde{C}, G)$, it follows by Lemma C.1 and Prop. 2 that $\tilde{u} \in \mathcal{EC}_G(\psi) = \overline{\mathcal{EC}}_G(\psi)$. Since $\rho = \rho'u$ and $M(\rho) = \tilde{\rho}'\tilde{u}$ are \mathcal{R} -stutter equivalent, it follows that $(\tilde{u}, u) \in \mathcal{R}$, and thus $u \in \overline{\mathcal{EC}}_G(\psi)$ as \mathcal{R} is a robust stutter bisimulation. Recall that $v \notin [u]_{\mathcal{R}}$ as $(u, v) \notin \mathcal{R}$ and $\rho'uv \in \text{Frag}^*(C, G)$, which implies $uv \in \text{Frag}^*(\overline{C}\langle\psi\rangle, G)$ by (C.4), and then $v \in T\langle\tilde{C}, \tilde{\rho}'\tilde{u}\rangle$ as $\overline{C}\langle\psi\rangle$ enforces $\psi \equiv \Psi\langle\tilde{C}, \tilde{\rho}'\tilde{u}\rangle \equiv [\tilde{u}]_{\mathcal{R}} \vee T\langle\tilde{C}, \tilde{\rho}'\tilde{u}\rangle$ for paths starting from u . Then by (C.1) there exist $\tilde{\tau} \in [\tilde{u}]_{\mathcal{R}}^*$ and $(\tilde{v}, v) \in \mathcal{R}$ such that $\tilde{\rho}'\tilde{u}\tilde{\tau}\tilde{v} \in \text{Frag}^*(\tilde{C}, G)$. Then $\tilde{\rho}'\tilde{u}\tilde{\tau}\tilde{v} \in F(\tilde{\rho}'\tilde{u}, v)$ by (7), so $F(\tilde{\rho}'\tilde{u}, v)$ is nonempty, which is enough to show (i). Also $M(\rho'uv) \in F(\tilde{\rho}'\tilde{u}, v) \subseteq \text{Frag}^*(\tilde{C}, G)$ by (7) and (10), showing (ii). Lastly, any $M(\rho'uv) \in F(\tilde{\rho}'\tilde{u}, v)$ is \mathcal{R} -stutter equivalent to $\tilde{\rho}'\tilde{u}\tilde{v}$ by (7), so (iii) follows as $(\tilde{v}, v) \in \mathcal{R}$, and $\tilde{\rho}'\tilde{u} = M(\rho'u)$ is \mathcal{R} -stutter equivalent to $\rho'u$ by inductive assumption. This completes the induction.

Finally it can be shown that $\langle C/G, s \rangle \models \varphi$. This amounts to showing that any infinite path fragment

$\pi \in \text{Frag}^\omega(C, G)$ with $s \sqsubseteq \pi$ satisfies φ . This is done by considering two cases, depending on whether π is mapped to an infinite or finite path fragment by the extended map M from (C.3).

If $M(\pi) = \tilde{\pi}$ is infinite, then $\rho \in \text{Frag}^*(C, G)$ for every finite prefix $\rho \sqsubset \pi$ with $s \sqsubseteq \rho$, and thus $M(\rho) \in \text{Frag}^*(\tilde{C}, G)$ by (ii), which implies $M(\pi) = \text{clo}(\{M(\rho) \mid s \sqsubseteq \rho \sqsubset \pi\}) \in \text{Frag}^\omega(\tilde{C}, G)$ by (C.3). Also, every finite prefix $\rho \sqsubset \pi$ with $s \sqsubseteq \rho$ is \mathcal{R} -stutter equivalent to $M(\rho)$ by (iii), which again using (C.3) implies that $\tilde{\pi} = M(\pi)$ is \mathcal{R} -stutter equivalent to π .

If $M(\pi) = \tilde{\rho}$ is finite, then $\tilde{\rho} \in \text{Frag}^*(\tilde{C}, G)$ with $\tilde{s} \sqsubseteq \tilde{\rho}$, and there is a finite prefix $\rho \sqsubset \pi$ such that $\tilde{\rho} = M(\pi) = M(\rho)$. Let $\rho = \rho'u$ and $\tilde{\rho} = \tilde{\rho}'\tilde{u}$. As ρ and $M(\rho) = \tilde{\rho}$ are \mathcal{R} -stutter equivalent by (iii), it follows that $(u, \tilde{u}) \in \mathcal{R}$. By construction of M in (9), (10), and (C.3), it follows from the finiteness of $M(\pi) = M(\rho'u)$ that there exists $\tau \in [u]_{\mathcal{R}}^\omega$ such that $\pi = \rho'u\tau$. Then also $M(\rho'\tau'u) = M(\rho'u) = M(\rho)$ for all prefixes $\tau'u' \sqsubseteq u\tau$. For such prefixes it holds that $\overline{C}\langle\Psi\langle\tilde{C}, M(\rho'\tau'u)\rangle\rangle(u') = \overline{C}\langle\Psi\langle\tilde{C}, M(\rho)\rangle\rangle(u') = \overline{C}\langle\psi\rangle(u')$ where $\psi \equiv \Psi\langle\tilde{C}, M(\rho)\rangle$. This implies $u\tau \in \text{Frag}^\omega(\overline{C}\langle\psi\rangle, G)$. As $\langle\overline{C}\langle\psi\rangle/G, u\rangle \models \psi$ by Def. 23, it follows that $u\tau \models \psi$. Furthermore, $\psi \equiv \Psi\langle\tilde{C}, M(\rho)\rangle \equiv \Psi\langle\tilde{C}, M(\rho'u)\rangle$ is of the form $\psi \equiv [u]_{\mathcal{R}} \vee T\langle\tilde{C}, \rho\rangle$ by (C.2). Given $u\tau \in [u]_{\mathcal{R}}^\omega$, it follows from $u\tau \models \psi$ by the semantics of $\text{LTL}_{\setminus\circ}$ that $\psi \equiv [u]_{\mathcal{R}} \mathcal{W} T\langle\tilde{C}, \rho\rangle$. Also note $\psi \equiv \Psi\langle\tilde{C}, M(\rho)\rangle \equiv \Psi\langle\tilde{C}, \tilde{\rho}\rangle \equiv \Psi\langle\tilde{C}, \tilde{\rho}'\tilde{u}\rangle$, so it follows by construction (C.2) that $\text{Frag}^\omega(\tilde{C}, G) \cap \tilde{\rho}[\tilde{u}]_{\mathcal{R}}^\omega \neq \emptyset$. Thus there exists $\tilde{\tau} \in [\tilde{u}]_{\mathcal{R}}^\omega$ such that $\tilde{\rho}\tilde{\tau} \in \text{Frag}^\omega(\tilde{C}, G)$. Let $\tilde{\pi} = \tilde{\rho}\tilde{\tau}$. Then $\tilde{\pi} = \tilde{\rho}\tilde{\tau} \in \text{Frag}^\omega(\tilde{C}, G)$, and $\tilde{\pi} = \tilde{\rho}\tilde{\tau} = \tilde{\rho}'\tilde{u}\tilde{\tau}$ is \mathcal{R} -stutter equivalent to $\tilde{\rho}'\tilde{u} = \tilde{\rho} = M(\pi)$, which is \mathcal{R} -stutter equivalent to π by (iii) and (C.3).

In both cases where an arbitrary infinite path fragment π is picked from $\text{Frag}^\omega(C, G)$, there exists an \mathcal{R} -stutter equivalent path fragment $\tilde{\pi} \in \text{Frag}^\omega(\tilde{C}, G)$. As \mathcal{R} is a robust stutter bisimulation, it preserves the state labels, and it follows that π and $\tilde{\pi}$ are stutter equivalent. Since $\tilde{\pi} \models \varphi$ and φ is an $\text{LTL}_{\setminus\circ}$ formula, it also holds that $\pi \models \varphi$. Because π with $s \sqsubseteq \pi$ is picked arbitrarily, $\langle C/G, s \rangle \models \varphi$, and hence $s \in \mathcal{EC}_G(\varphi)$. \square

Corollary 8. Let G and \tilde{G} be transition systems, let \mathcal{R} be a robust stutter bisimulation between them, and let φ be an $\text{LTL}_{\setminus\circ}$ formula. If there exists a deadlock-free controller \tilde{C} for \tilde{G} such that $\tilde{C}/\tilde{G} \models \varphi$, then there exists a deadlock-free controller C for G such that $C/G \models \varphi$.

Proof. Assume $G = \langle S, \Sigma, \delta, S^\circ, \text{AP}, L \rangle$ and $\tilde{G} = \langle \tilde{S}, \tilde{\Sigma}, \tilde{\delta}, \tilde{S}^\circ, \tilde{\text{AP}}, \tilde{L} \rangle$. Consider an arbitrary state $s \in S^\circ$. Since \mathcal{R} is a robust stutter bisimulation between G and \tilde{G} , it is a robust stutter bisimulation on $G' = G \cup \tilde{G}$. Therefore,

for $s \in S^\circ$ there exists $\tilde{s} \in \tilde{S}^\circ$ such that $(s, \tilde{s}) \in \mathcal{R}$. As $\tilde{C}/\tilde{G} \models \varphi$, it holds that $\tilde{s} \in \mathcal{EC}_{\tilde{G}}(\varphi) \subseteq \mathcal{EC}_{G'}(\varphi)$. Then also $s \in \mathcal{EC}_{G'}(\varphi)$ as $(s, \tilde{s}) \in \mathcal{R}$, so there exists a deadlock-free controller $C_s: (S \cup \tilde{S})^+ \rightarrow 2^\Sigma$ such that $\langle C_s/G', s \rangle \models \varphi$.

Define the controller $C: S^+ \rightarrow 2^\Sigma$ such that $C(s\rho') = C_s(\rho')$ if $s \in S^\circ$ and $C(s\rho') = \Sigma$ if $s \in S \setminus S^\circ$. That is, when C is faced with a path $\rho = s\rho'$ starting at some state $s \in S^\circ$, it emulates the control action of the controller C_s that enforces φ starting from this state s . It is clear that C is deadlock-free, and $\langle C/G, s \rangle \models \varphi$ holds for all states $s \in S^\circ$, which means $C/G \models \varphi$. \square

As another consequence of Theorem 7, the following Lemma C.2 shows that robust stutter bisimulation preserves the existence of controllers for general superblock step formulas. That is, condition (ii) in Def. 16 does not only apply to superblock step formulas $[s]_{\mathcal{R}} \vee T$ from an equivalence class $[s]_{\mathcal{R}} \in S/\mathcal{R}$, but to general superblock step formulas $P \vee T$ with $P \in \text{SB}(\mathcal{R})$.

Lemma C.2 (Superblock Lemma). Let $G = \langle S, \Sigma, \delta, S^\circ, \text{AP}, L \rangle$ be a transition system, let \mathcal{R} be a robust stutter bisimulation on G , and let ψ be an \mathcal{R} -superblock step formula for G . For all states $(s, \tilde{s}) \in \mathcal{R}$ such that $s \in \overline{\mathcal{EC}}_G(\psi)$ it also holds that $\tilde{s} \in \overline{\mathcal{EC}}_G(\psi)$.

Proof. Let $\psi \equiv P \vee T$ be an \mathcal{R} -superblock step formula. Construct a transition system $G' = \langle S, \Sigma, \delta, S^\circ, \text{AP}', L' \rangle$ where $\text{AP}' = \{p, t\}$ and L' is defined such that $p \in L'(u)$ iff $u \in P$ and $t \in L'(u)$ iff $u \in T$. In this transition system, $\psi \equiv P \vee T$ is logically equivalent to the $\text{LTL}_{\setminus \circ}$ formula $p \vee t$. It is also clear that \mathcal{R} is a robust stutter bisimulation on G' : the states and transitions in G and G' are the same, and because P and T are superblocks of \mathcal{R} (and hence closed under equivalence), any equivalent states are assigned the same labels by L' .

Now let $(s, \tilde{s}) \in \mathcal{R}$ such that $s \in \overline{\mathcal{EC}}_G(\psi)$. As ψ does not refer to any proposition in AP, it follows that $\overline{\mathcal{EC}}_G(\psi) = \overline{\mathcal{EC}}_{G'}(\psi)$. Furthermore, $\overline{\mathcal{EC}}_{G'}(\psi) = \mathcal{EC}_{G'}(\psi)$ by Prop. 2. Hence, $s \in \mathcal{EC}_{G'}(\psi) = \mathcal{EC}_{G'}(p \vee t)$ because of logical equivalence in G' . As $(s, \tilde{s}) \in \mathcal{R}$ and \mathcal{R} is a robust stutter bisimulation on G' , it follows by Theorem 7 that $\tilde{s} \in \mathcal{EC}_{G'}(p \vee t) = \mathcal{EC}_{G'}(\psi) = \overline{\mathcal{EC}}_{G'}(\psi) = \overline{\mathcal{EC}}_G(\psi)$, again by Prop. 2 and because ψ does not refer to any atomic propositions in AP. \square

D Coarsest robust stutter bisimulation

This section proves that the relation \approx from Def. 17 is the coarsest robust stutter bisimulation on a transition system. The key argument in this proof is that the transitive and reflexive closure of the union of robust stutter bisimulations is again a robust stutter bisimulation.

The *transitive closure* $(\mathcal{R})^+$ of a relation \mathcal{R} is the smallest transitive relation such that $\mathcal{R} \subseteq (\mathcal{R})^+$. The *transitive and reflexive closure* of \mathcal{R} is $(\mathcal{R})^* = (\mathcal{R})^+ \cup \mathcal{I}$, where \mathcal{I} is the identity relation.

Lemma D.1. Let G be a transition system, and let $\{\mathcal{R}_i \mid i \in I\}$ be a set of robust stutter bisimulations on G , where I is an arbitrary index set. Then $(\bigcup_{i \in I} \mathcal{R}_i)^*$ is a robust stutter bisimulation on G .

Proof. As the union of symmetric relations is again symmetric, it is clear that the reflexive and transitive closure of the union of equivalence relations \mathcal{R}_i is again an equivalence relation. It remains to be shown that $\mathcal{R} = (\bigcup_{i \in I} \mathcal{R}_i)^*$ satisfies conditions (i) and (ii) in Def. 16.

Let $(x, y) \in \mathcal{R}$. This can be written as

$$x = x_0 \mathcal{R}_{i_1} x_1 \mathcal{R}_{i_2} \cdots \mathcal{R}_{i_n} x_n = y \quad (\text{D.1})$$

where $i_1, \dots, i_n \in I$. As each \mathcal{R}_i is a robust stutter bisimulation, it immediately follows that $L(x) = L(x_0) = L(x_1) = \cdots = L(x_n) = L(y)$, showing (i). To show condition (ii), let $x = x_0 \in \overline{\mathcal{EC}}_G(\psi)$ for some \mathcal{R} -superblock step formula $\psi \equiv [x_0]_{\mathcal{R}} \vee T$. If $n = 0$, it immediately holds that $y = x_n = x_0 \in \overline{\mathcal{EC}}_G(\psi)$. Otherwise notice that $\mathcal{R}_{i_1} \subseteq \bigcup_{i \in I} \mathcal{R}_i \subseteq (\bigcup_{i \in I} \mathcal{R}_i)^* = \mathcal{R}$. Then $[x_0]_{\mathcal{R}}$ and T are superblocks of \mathcal{R}_{i_1} , i.e., ψ is an \mathcal{R}_{i_1} -superblock step formula. Since \mathcal{R}_{i_1} is a robust stutter bisimulation and $(x_0, x_1) \in \mathcal{R}_{i_1}$, it follows by Lemma C.2 that $x_1 \in \overline{\mathcal{EC}}_G(\psi)$. By induction, it follows that $y = x_n \in \overline{\mathcal{EC}}_G(\psi)$. \square

An alternative way to define the coarsest robust stutter bisimulation \approx is by considering the union of all robust stutter bisimulations. This union is again a robust stutter bisimulation, so it must be the coarsest such relation. This argument is made in the following proof.

Proposition D.2. Let G be a transition system. The relation \approx is a robust stutter bisimulation that includes every robust stutter bisimulation on G .

Proof. By Def. 17, the relation \approx can be written as

$$\approx = \bigcup \{ \mathcal{R} \mid \mathcal{R} \text{ is a robust stutter bisimulation on } G \}. \quad (\text{D.2})$$

Thus, \approx includes every robust stutter bisimulation on G . To prove that \approx is a robust stutter bisimulation, by Lemma D.1 it is enough to show $\approx = (\approx)^*$. It is clear that $\approx \subseteq (\approx)^*$ by definition of closure. Conversely, as $(\approx)^*$ is a robust stutter bisimulation, it follows from (D.2) that $(\approx)^* \subseteq \approx$. \square

E Correctness of algorithm

This section contains the proofs of the propositions in Section 6, which show the correctness of Algorithm 1. Prop. 4 shows that splitters only exists for relations that are not robust stutter bisimulations, and Prop. 5 shows that refinement preserves the property of a relation to be at least as coarse as the coarsest robust stutter bisimulation \approx . Prop. 6 combines these results to show that Algorithm 1 produces the coarsest robust stutter bisimulation if it terminates.

Proposition 4. Let $G = \langle S, \Sigma, \delta, S^\circ, AP, L \rangle$ be a transition system, and let \mathcal{R} be an equivalence relation on S . Then \mathcal{R} is a robust stutter bisimulation on G if and only if it satisfies condition (i) in Def. 16 and there does not exist any splitter of \mathcal{R} .

Proof. Assume that \mathcal{R} is a robust stutter bisimulation on G . Then \mathcal{R} satisfies condition (i) in Def. 16. If there was a splitter ψ of \mathcal{R} , then by Def. 21 there would exist $(s_1, s_2) \in \mathcal{R}$ such that $s_1 \in \overline{\mathcal{EC}}_G(\psi)$ and $s_2 \notin \overline{\mathcal{EC}}_G(\psi)$. However, this contradicts condition (ii) of Def. 16.

Conversely, assume that \mathcal{R} satisfies condition (i) in Def. 16 and there does not exist any splitter of \mathcal{R} . It is enough to show the condition (ii) of Def. 16. Therefore, let $(s_1, s_2) \in \mathcal{R}$ and $s_1 \in \overline{\mathcal{EC}}_G(\psi)$ for some \mathcal{R} -superblock step formula $\psi \equiv [s_1]_{\mathcal{R}} \vee T$. Clearly $\overline{\mathcal{EC}}_G(\psi) \cap [s_1]_{\mathcal{R}} \neq \emptyset$. As it was assumed that there are no splitters, ψ cannot be a splitter, so by Def. 21 it follows that $\overline{\mathcal{EC}}_G(\psi) \cap [s_1]_{\mathcal{R}} = [s_1]_{\mathcal{R}}$. As $(s_1, s_2) \in \mathcal{R}$, it follows that $s_2 \in [s_1]_{\mathcal{R}} = \overline{\mathcal{EC}}_G(\psi) \cap [s_1]_{\mathcal{R}} \subseteq \overline{\mathcal{EC}}_G(\psi)$. \square

Proposition 5. Let $G = \langle S, \Sigma, \delta, S^\circ, AP, L \rangle$ be a transition system, let \mathcal{R} be an equivalence relation on S , and let $\psi \equiv P \vee T$ be a splitter of \mathcal{R} . If $\approx \subseteq \mathcal{R}$ then also $\approx \subseteq \text{Refine}(\mathcal{R}, \psi)$.

Proof. Assume $\approx \subseteq \mathcal{R}$, and consider two robust stutter bisimilar states $s_1 \approx s_2$. It is to be shown that $(s_1, s_2) \in \text{Refine}(\mathcal{R}, \psi)$. As $\psi \equiv P \vee T$ is an \mathcal{R} -superblock step formula, P and T are superblocks of \mathcal{R} , and then also of the finer relation \approx . This means that ψ is an \approx -superblock step formula for G . Note that $s_1 \approx s_2$ implies $(s_1, s_2) \in \mathcal{R}$ by assumption $\approx \subseteq \mathcal{R}$, so $[s_1]_{\mathcal{R}} = [s_2]_{\mathcal{R}}$. Consider two cases.

If $[s_1]_{\mathcal{R}} \neq P$ then note that $P \in S/\mathcal{R}$ by Def. 21, so that $[s_1]_{\mathcal{R}} \cap P = \emptyset$. Then $s_1, s_2 \notin P \supseteq P \cap \overline{\mathcal{EC}}_G(\psi)$ and thus $(s_1, s_2) \notin D \cup D^{-1}$ in (6), so that $(s_1, s_2) \in \mathcal{R} \setminus (D \cup D^{-1}) = \text{Refine}(\mathcal{R}, \psi)$.

Otherwise $[s_1]_{\mathcal{R}} = P$, and there are two further cases: either $s_1 \in \overline{\mathcal{EC}}_G(\psi)$ or $s_1 \notin \overline{\mathcal{EC}}_G(\psi)$. If $s_1 \in \overline{\mathcal{EC}}_G(\psi)$, then since $s_1 \approx s_2$ and \approx is a robust stutter bisimulation on G and ψ is a \approx -superblock step formula for G , it

follows from Lemma C.2 that $s_2 \in \overline{\mathcal{EC}}_G(\psi)$. Thus $s_1, s_2 \notin P \setminus \overline{\mathcal{EC}}_G(\psi)$ and $(s_1, s_2) \notin D \cup D^{-1}$ in (6), so $(s_1, s_2) \in \text{Refine}(\mathcal{R}, \psi)$. Similarly, if $s_1 \notin \overline{\mathcal{EC}}_G(\psi)$ it follows that $s_2 \notin \overline{\mathcal{EC}}_G(\psi)$ so that $s_1, s_2 \notin P \cap \overline{\mathcal{EC}}_G(\psi)$ and again $(s_1, s_2) \in \text{Refine}(\mathcal{R}, \psi)$. \square

Proposition 6. If Algorithm 1 terminates on an input transition system G , then the result is the coarsest robust stutter bisimulation \approx on G .

Proof. It is clear that \mathcal{R}^0 satisfies condition (i) in Def. 16, and each iteration of the loop produces a finer equivalence relation that continues to satisfy this condition. If the loop terminates, then the loop entry condition on line 3 of Algorithm 1 ensures that there are no splitters of the result \mathcal{R}^i and it follows from Prop. 4 that \mathcal{R}^i is a robust stutter bisimulation. Furthermore, the initial relation \mathcal{R}^0 is the coarsest equivalence relation that satisfies condition (i) in Def. 16 and thus coarser than \approx , and then it follows by induction from Prop. 5 that \mathcal{R}^i is also coarser than \approx for all $i \geq 0$. On termination, $\mathcal{R}^i \supseteq \approx$ is a robust stutter bisimulation, and as \approx is the coarsest robust stutter bisimulation, it follows that $\mathcal{R}^i = \approx$. \square