

Probing the $z \gtrsim 6$ quasars in a universe with IllustrisTNG physics: Impact of gas-based black hole seeding models

Aklant K. Bhowmick¹, Laura Blecha¹, Yueying Ni^{2,3}, Tiziana Di Matteo^{2,3}, Paul Torrey¹, Luke Zoltan Kelley⁴, Mark Vogelsberger⁵, Rainer Weinberger⁶, Lars Hernquist⁷

¹*Dept. of Physics, University of Florida, Gainesville, FL 32611, USA*

²*McWilliams Center for Cosmology, 5000 Forbes Avenue, Pittsburgh, PA 15213, USA*

³*NSF AI Planning Institute for Physics of the Future, Carnegie Mellon University, Pittsburgh, PA 15213, USA*

⁴*Center for Interdisciplinary Exploration and Research in Astrophysics, Northwestern University, Evanston, IL 60208, United States*

⁵*Dept. of Physics, Kavli Institute for Astrophysics and Space Research, Massachusetts Institute of Technology, Cambridge, MA 02139, USA*

⁶*Canadian Institute for Theoretical Astrophysics, 60 St. George Street, Toronto, ON M5S 3H8, Canada*

⁷*Harvard-Smithsonian Center for Astrophysics, 60 Garden Street, Cambridge, MA 02138, USA*

13 May 2022

ABSTRACT

We explore the implications of a range of black hole (BH) seeding prescriptions on the formation of the brightest $z \gtrsim 6$ quasars in cosmological hydrodynamic simulations. The underlying galaxy formation model is the same as in the IllustrisTNG simulations. Using initial conditions generated in constrained Gaussian realizations, we study the growth of BHs in rare overdense regions (forming $\gtrsim 10^{12} M_{\odot}/h$ halos by $z = 7$) using a $(9 \text{ Mpc}/h)^3$ simulated volume. BH growth is maximal within halos that are compact and have a low tidal field. For these halos, we consider an array of gas-based seeding prescriptions wherein $M_{\text{seed}} = 10^4 - 10^6 M_{\odot}/h$ seeds are inserted in halos above critical thresholds for halo mass and dense, metal-poor gas mass (defined as \tilde{M}_h and $\tilde{M}_{\text{sf,mp}}$, respectively, in units of M_{seed}). We find that a seed model with $\tilde{M}_{\text{sf,mp}} = 5$ and $\tilde{M}_h = 3000$ successfully produces a $z \sim 6$ quasar with $\sim 10^9 M_{\odot}$ mass and $\sim 10^{47} \text{ ergs s}^{-1}$ luminosity. BH mergers play a crucial role at $z \gtrsim 9$, causing an early boost in BH mass at a time when accretion-driven BH growth is negligible. When more stringent seeding conditions are applied (e.g., $\tilde{M}_{\text{sf,mp}} = 1000$), the relative paucity of BH seeds results in a much lower merger rate. In this case, $z \gtrsim 6$ quasars can only be formed if we enhance the maximum allowed BH accretion rates (by factors $\gtrsim 10$) compared to the accretion model used in IllustrisTNG. This can be achieved either by allowing for super-Eddington accretion, or by reducing the radiative efficiency. Our results demonstrate that progenitors of $z \sim 6$ quasars have distinct BH merger histories for different seeding models, which will be distinguishable with LISA observations.

Key words: (galaxies:) quasars: supermassive black holes; (galaxies:) formation; (galaxies:) evolution; (methods:) numerical

1 INTRODUCTION

The growing population of known luminous ($\sim 10^{47} \text{ erg s}^{-1}$) quasars at the highest redshifts ($z \gtrsim 6$) shows that some supermassive black holes (SMBHs) were already in place within the first ~ 1 Gyr since the Big Bang. The inferred masses of these quasars range from $\sim 10^9 - 10^{10} M_{\odot}$, similar to the most massive SMBHs in the local universe. To date, $\gtrsim 200$ quasars have already been discovered at $z \gtrsim 6$ (Fan et al. 2001; Willott et al. 2010; Venemans et al. 2015; Jiang et al. 2016; Bañados et al. 2016; Reed et al. 2017; Matsuoka et al. 2018), which overall correspond to number densities of 1 cGpc^{-3} . Additionally, there are a handful of objects discovered at $z \gtrsim 7$ (Mortlock et al. 2011; Wang et al. 2018; Matsuoka et al. 2019; Yang et al. 2019), which includes the most distant quasars observed to date (Bañados et al. 2018; Wang et al. 2021) at $z \sim 7.6$. The recently launched James Webb Space

Telescope (JWST; Gardner et al. 2006) and planned facilities such as Lynx X-ray Observatory (The Lynx Team 2018) have a promising prospect of revealing the AGN (active galactic nuclei) progenitors of these quasars at even higher redshifts. Additionally, gravitational wave events from Laser Interferometer Space Antenna (LISA; Baker et al. 2019) will also provide insights into the prevalence of BH mergers and the growth history of these quasars. These observations are going to be crucial to understanding the assembly of these quasars, which is an outstanding challenge for theoretical models of BH formation and growth.

The origin of these $z \gtrsim 6$ quasars, and the larger SMBH populations in general, is a subject of active debate. Remnants of the first generation of Pop III stars, a.k.a Pop III BH seeds, are popular candidates (Fryer et al. 2001; Madau & Rees 2001; Xu et al. 2013; Smith et al. 2018). The BH

seed mass that results from the conjectured Pop III scenario depend on the initial mass function of Pop III stars themselves. This is predicted to be more top heavy than present day stellar populations, with masses typically ranging from $\sim 10 - 100 M_{\odot}$ (Hirano et al. 2014; Hosokawa et al. 2016). But even the most massive Pop III seeds (initial BH masses of $\sim 10^2 M_{\odot}$) would require significant periods of super-Eddington accretion to grow by $\gtrsim 7$ orders of magnitude to form a $z \gtrsim 6$ quasar. These stringent growth rate requirements can be alleviated to an extent with channels producing more massive seeds. Theories proposed for massive seed formation include runaway collisions of stars or black holes in dense nuclear star clusters forming “NSC seeds” with masses $\sim 10^2 - 10^3 M_{\odot}$ (Davies et al. 2011; Lupi et al. 2014; Kroupa et al. 2020; Das et al. 2021b,a), and direct collapse of gas in atomic cooling ($T_{\text{vir}} > 10^4$ K) halos forming “direct collapse black hole (DCBH) seeds” with masses $\sim 10^4 - 10^6 M_{\odot}$ (Bromm & Loeb 2003; Begelman et al. 2006; Regan et al. 2014; Latif et al. 2016; Luo et al. 2018; Wise et al. 2019; Luo et al. 2020).

The most massive DCBH seeds are seen as promising candidates for explaining the rapid formation of the $z \gtrsim 6$ quasars. Their formation requires gas to undergo an isothermal collapse at temperatures $\gtrsim 10^4$ K (corresponding to a Jean’s mass $\gtrsim 10^4 M_{\odot}$). For this to occur, the gas needs to be devoid of chemical species that are efficient coolants at $\lesssim 10^4$ K, namely metals and molecular hydrogen. To suppress molecular hydrogen, the gas must be exposed to Lyman Werner radiation with minimum fluxes $\gtrsim 1000 J_{21}$ as inferred from small scale hydrodynamic simulations (Shang et al. 2010) as well as one-zone chemistry models (Sugimura et al. 2014; Wolcott-Green et al. 2017). Such high fluxes can only be provided by nearby star forming galaxies (Visbal et al. 2014; Regan et al. 2017; Lupi et al. 2021; Bhowmick et al. 2021a). However, these star forming regions can also pollute the gas with metals, which would then eliminate any possibility of direct collapse. Overall, this implies that the window for DCBH seed formation is extremely narrow, and it is unclear whether they form abundantly enough to explain the inferred densities of these objects.

Semi analytic models (SAMs) have so far been extensively used in the modeling of black hole seeds (Sesana et al. 2007; Volonteri & Natarajan 2009; Barausse 2012; Valiante et al. 2018; Ricarte & Natarajan 2018; Dayal et al. 2019; DeGraf & Sijacki 2020). Several such SAMs have also been used to study the feasibility of different seeding channels as possible origins of $z \gtrsim 6$ quasars. For example, Valiante et al. (2011, 2012, 2014) developed the GAMETTE-QSODUST data constrained SAM to probe the $z \gtrsim 6$ quasars and their host galaxies. This model was used in Valiante et al. (2016) and Sassano et al. (2021), showing that the formation of heavy seeds ($\sim 10^5 M_{\odot}$) is most crucial to the assembly of the first quasars, particularly in models where the BH accretion rate is capped at the Eddington limit. Pezzulli et al. (2016) and Pezzulli et al. (2017) showed that light seeds ($\sim 10^2 M_{\odot}$) require super-Eddington accretion to grow into the $z \gtrsim 6$ quasars. Lupi et al. (2021) applied a semi-analytic framework on a dark matter only simulation of a $3 \times 10^{12} M_{\odot}$ halo forming at $z = 6$ (presumably hosting a luminous quasar); they demonstrated that the progenitors of this halo can be sites for the formation of massive DCBH seeds.

While SAMs, being computationally inexpensive, can

probe a wide range of seed models relatively quickly, they are unable to self-consistently track the hydrodynamics of gas. Cosmological hydrodynamic simulations (Di Matteo et al. 2012; Vogelsberger et al. 2014b; Sijacki et al. 2015; Khandai et al. 2015; Schaye et al. 2015; Volonteri et al. 2016; Dubois et al. 2016; Kaviraj et al. 2017; Tremmel et al. 2017; Nelson et al. 2019; Volonteri et al. 2020) are more readily able to decipher the role of gas hydrodynamics in forming the $z \gtrsim 6$ quasars (see, e.g., the review by Vogelsberger et al. 2020a). Since the $z \gtrsim 6$ quasars are extremely rare, we need extremely large volumes to probe these objects (note however that they are much more computationally expensive than SAMs). MassiveBlack (Di Matteo et al. 2012), with a volume of $[0.75 \text{ Gpc}]^3$, revealed that $z \gtrsim 6$ quasars can form in extremely massive halos ($\gtrsim 10^{12} M_{\odot}/h$ at $z \sim 6$) via a steady inflow of cold gas driving sustained accretion rates close to the Eddington limit. This was further confirmed using follow-up zoom simulations at much higher resolutions (Feng et al. 2014). BlueTides (Feng et al. 2016), with a volume of $[0.5 \text{ Gpc}]^3$ (but higher resolution compared to MassiveBlack), further revealed the role of higher order features (particularly low tidal fields, see Di Matteo et al. 2017) of the initial density field in producing the fastest accretion rates necessary to assemble the $z \gtrsim 7$ quasars.

The results of Di Matteo et al. (2017) motivated Ni et al. (2021) (hereafter N21), which was a systematic study of the impact of higher order features of rare density peaks on the subsequent black hole (BH) growth. Using the method of constrained Gaussian realizations (Hoffman & Ribak 1991; van de Weygaert & Bertschinger 1996), N21 was able to generate initial conditions comprising of the rarest density peaks with the desired higher order features (i.e. 1st and 2nd order derivatives). They demonstrated that highly compact peaks with low tidal fields led to the fastest BH growth. Due to their finite resolution however, cosmological hydrodynamic simulations are limited in terms of their ability to probe low-mass BH seeding channels. Consequently, the vast majority of the simulations targeting $z \gtrsim 6$ quasars described in the previous paragraph (also including Sijacki et al. 2009; Costa et al. 2014; Curtis & Sijacki 2016; Zhu et al. 2020) used simple halo based seeding prescriptions (seeds are inserted in halos above a prescribed halo mass) that do not distinguish between different physical seeding channels. Therefore, while all these simulations have been generally successful in broadly reproducing the $z \gtrsim 6$ quasars, their ability to reveal insights into the seeding environments of these objects is still limited. With upcoming LISA measurements being amongst the most promising probes for revealing the mechanism of BH seed formation, the time is ripe for developing simulations that can reliably distinguish between different BH seeding channels.

Numerous studies have implemented gas-based black hole seeding prescriptions (Bellovary et al. 2011; Dubois et al. 2013; Hirschmann et al. 2014; Taylor & Kobayashi 2015; Volonteri et al. 2016; Tremmel et al. 2017; Kaviraj et al. 2017; Habouzit et al. 2017; Davé et al. 2019; Lee et al. 2020; Trebitsch et al. 2020). Bhowmick et al. (2021b,a) have recently conducted a systematic study to assess the impact of gas-based black hole seeding prescriptions on $z \gtrsim 7$ SMBH populations. These seed models are built on the framework of the IllustrisTNG galaxy formation model (Weinberger et al. 2017; Pillepich et al. 2018a). They seeded black holes in halos via criteria based on dense, metal poor gas mass, halo

mass, gas spin as well as incident Lyman Werner (LW) flux. The resulting family of models is generally agnostic about which theoretical seeding channels they represent, but their parameters could be tuned to represent any of the seeding channels described above (PopIII, NSC or DCBH). By applying these models to zoom simulations of modestly overdense regions (3.3σ overdensity, targeting a $\sim 10^{11} M_\odot/h$ halo at $z = 5$), they found that changing different seed parameters would leave qualitatively distinct imprints on the BH merger rates. In particular, [Bhowmick et al. \(2021b\)](#) found that when the dense, metal poor gas mass threshold is increased, it suppresses the seeding and merger rates more strongly at $z \lesssim 15$ compared to higher redshifts. On the other hand, an increase in the total halo mass threshold for seeding causes stronger suppression of seeding and merger rates at $z \sim 11-25$ compared to $z \lesssim 11$. These results suggest that discrepancies between the merger rates of LISA binaries will contain insights into their seeding environments. [Bhowmick et al. \(2021a\)](#) found that even when a moderately low LW flux threshold ($\gtrsim 50 J_{21}$) is adopted for seeding, it can dramatically suppress seed formation and prevent the assembly of $z \gtrsim 7$ SMBHs. This suggests that the bulk of the $z \gtrsim 7$ SMBH population (likely revealed by JWST and Lynx) may not originate from DCBH seeding channels.

The zoom regions of [Bhowmick et al. \(2021b,a\)](#) were not nearly overdense enough to be possible sites for the formation of $z \gtrsim 6$ quasars. In this work, we use constrained Gaussian realizations of extreme overdense regions ($\gtrsim 5\sigma$ overdensities forming $\gtrsim 10^{12} M_\odot/h$ halos by $z \sim 7$), and investigate the impact of BH seed models on the formation of the $z \gtrsim 6$ quasars. Apart from the seed models, our underlying galaxy formation model is adopted from the *IllustrisTNG* simulation suite.

Section 2 describes the simulation setup, including the main features of the *IllustrisTNG* galaxy formation model, the BH seeding and accretion models, and the generation of the constrained initial conditions. Section 3 describes the main results concerning the impact of environment, seeding and accretion models on BH growth. Finally, Section 4 summarizes the main conclusions of our work.

2 SIMULATION SETUP

Our simulations were run using the *AREPO* code ([Springel 2010; Pakmor et al. 2011, 2016; Weinberger et al. 2020](#)), which includes a gravity and magneto-hydrodynamics (MHD) solver. The simulations are cosmological in nature, which are performed within a representative portion of an expanding universe described by a fixed comoving volume (9 cMpc/h box size) with the following cosmology adopted from [Planck Collaboration et al. \(2016\)](#): ($\Omega_\Lambda = 0.6911, \Omega_m = 0.3089, \Omega_b = 0.0486, H_0 = 67.74 \text{ km sec}^{-1} \text{ Mpc}^{-1}, \sigma_8 = 0.8159, n_s = 0.9667$). The code uses a PM-Tree ([Barnes & Hut 1986](#)) method to solve for gravity, which is contributed by dark matter, gas, stars and BHs. Within the resulting gravitational potential, the gas dynamics is computed by the MHD solver, which uses a quasi-Lagrangian description of the fluid within an unstructured grid generated via a Voronoi tessellation of the domain.

Our galaxy formation model is adopted from the

IllustrisTNG simulation suite ([Springel et al. 2018; Pillepich et al. 2018b; Nelson et al. 2018; Naiman et al. 2018; Marinacci et al. 2018; Nelson et al. 2019](#)) (see also [Weinberger et al. 2018; Genel et al. 2018; Donnari et al. 2019; Torrey et al. 2019; Rodriguez-Gomez et al. 2019; Pillepich et al. 2019; Übler et al. 2021; Habouzit et al. 2021](#)). The only substantive changes to the galaxy formation implemented here are in the sub-grid prescriptions for BH seeding and accretion. The remaining aspects of our galaxy formation model are the same as *IllustrisTNG* which are detailed in [Weinberger et al. \(2017\)](#) and [Pillepich et al. \(2018a\)](#); here, we provide a brief summary:

- Energy loss via radiative cooling includes contributions from primordial species (H, H^+ , He, He^+ , He^{++} , based on [Katz et al. 1996](#)), as well as metals (using pre-calculated tables for cooling rates as in [Smith et al. 2008](#)) in the presence of a spatially uniform, time dependent UV background. Note that cooling due to molecular Hydrogen (H_2) is not explicitly included in the model.
- Stars are stochastically formed within gas cells with densities exceeding 0.1 cm^{-3} with an associated time scale of 2.2 Gyr. The star forming gas cells then represent an unresolved multiphase interstellar medium, which is modeled by an effective equation of state ([Springel & Hernquist 2003; Vogelsberger et al. 2014a](#)). The model implicitly assumes that stars are produced within an unresolved cold dense component in these gas cells, which would presumably form via H_2 cooling.
- The stellar evolution model is adopted from [Vogelsberger et al. \(2013\)](#) with modifications for *IllustrisTNG* as in [Pillepich et al. \(2018a\)](#). Star particles represent a single stellar population with fixed age and metallicity. The initial mass function is assumed to be [Chabrier \(2003\)](#). The stellar evolution subsequently leads to chemical enrichment, wherein the evolution of seven species of metals (C, N, O, Ne, Mg, Si, Fe) are individually tracked in addition to H and He.
- Feedback from stars and Type Ia/II Supernovae are modelled as galactic scale winds ([Pillepich et al. 2018b](#)), via which mass, momentum and metals are deposited on to the gas surrounding the star particles.
- Models for BH formation and growth are detailed in the next two subsections. The treatment of BH dynamics and mergers is the same as in *IllustrisTNG*. Due to the limited gas mass resolution, our simulations cannot self consistently reveal the small-scale dynamics of BHs, particularly at their lowest masses. To stabilize the BH dynamics, they are “re-positioned” to the nearest potential minimum within its “neighborhood” (defined by 10^3 nearest neighboring gas cells). As a result, a BH is also promptly merged when it is within the neighborhood of another BH.

2.1 Black hole seeding

We consider a range of BH seeding prescriptions, which include the default halo based seeding prescription of *IllustrisTNG* where seeds of mass $8 \times 10^5 M_\odot$ are inserted in halos which exceed a threshold mass of $5 \times 10^{10} M_\odot/h$ and do not already contain a BH (hereafter referred to as the “TNG seed model”).

Additionally, we explore the gas-based seeding prescriptions developed in [Bhowmick et al. \(2021b\)](#) and [Bhowmick](#)

et al. (2021a). These are comprised of a combination of seed-ing criteria based on various gas properties of halos. These criteria are designed such that our overall family of seed models broadly encompasses popular theoretical channels such as Pop III, NSC and DCBH seeds, all of which exclusively form in regions comprised of dense, metal poor gas. Here we briefly summarize them as follows:

- *Dense, metal poor gas mass criterion:* Seeds can only form in halos that exceed a threshold for dense ($> 0.1 \text{ cm}^{-3}$), metal poor ($Z < 10^{-4} Z_{\odot}$) gas mass, specified by $\tilde{M}_{\text{sf,mp}}$ in the units of the seed mass M_{seed} .
- *Halo mass criterion:* Seeds can only form in halos that have exceeded a threshold for the total halo mass, specified by \tilde{M}_h in the units of the seed mass M_{seed} .
- *LW flux criterion:* In selected models, we also require the dense, metal poor gas to be exposed to Lyman Werner (LW) fluxes above a critical value J_{crit} . More specifically, seeds only form in halos with a minimum threshold for dense, metal poor, LW illuminated gas mass, denoted by $\tilde{M}_{\text{sf,mp,LW}}$ in the units of the seed mass M_{seed} . Star formation is suppressed in these seed forming regions. Given that our simulations do not contain full radiative transfer, the LW flux from Pop III and Pop II stars is computed using an analytic prescription described in Bhowmick et al. (2021a).

Our seed model is therefore described by four parameters, namely $\tilde{M}_{\text{sf,mp}}$, \tilde{M}_h , J_{crit} and M_{seed} . All of our simulations include the first two parameters, and throughout the text the *dense, metal poor gas mass criterion* and *halo mass criterion* are labelled as **SM*_{FOF}*** where the ‘*’s correspond to the values of $\tilde{M}_{\text{sf,mp}}$ and \tilde{M}_h . For example, $\tilde{M}_{\text{sf,mp}} = 5$ and $\tilde{M}_h = 3000$ will correspond to **SM5_FOF3000**. Runs which additionally apply the *LW flux criterion* contain an extra suffix **LW*** where ‘*’ corresponds to J_{crit} ; for example, if a criterion with $J_{\text{crit}} = 300 J_{21}$ is added to **SM5_FOF3000**, it will be labeled as **SM5_FOF3000_LW300**. Lastly, the seed mass M_{seed} will be explicitly stated in the text and figure legends.

2.2 BH accretion and feedback models

Black holes grow via a modified Bondi-Hoyle accretion prescription, with the maximum accretion rate limited to some factor $f_{\text{Edd}} \geq 1$ times the Eddington accretion rate (which we refer to as the ‘Eddington factor’):

$$\dot{M}_{\text{BH}} = \min(\alpha \dot{M}_{\text{Bondi}}, f_{\text{Edd}} \dot{M}_{\text{Edd}}) \quad (1)$$

$$\dot{M}_{\text{Bondi}} = \frac{4\pi G^2 M_{\text{BH}}^2 \rho}{c_s^3} \quad (2)$$

$$\dot{M}_{\text{Edd}} = \frac{4\pi G M_{\text{BH}} m_p}{\epsilon_r \sigma_T c} \quad (3)$$

α is referred to as the ‘Bondi boost’ factor which is often used to boost the accretion rate to account for the inability to resolve the small scale vicinity of the BH. G is the gravitational constant, ρ is the local gas density, M_{BH} is the BH mass, c_s is the local sound speed, m_p is the proton mass, and σ_T is the Thompson scattering cross section. In practice, ‘local’ quantities are calculated as the kernel-weighted averages over nearby particles, typically those within a few $\times h^{-1} \text{pc}$. Accreting black holes radiate at luminosities given by,

$$L = \epsilon_r \dot{M}_{\text{BH}} c^2, \quad (4)$$

where ϵ_r is the radiative efficiency.

In the IllustrisTNG implementation, AGN feedback occurs both in ‘thermal mode’ as well as ‘kinetic mode’. For Eddington ratios ($\eta \equiv \dot{M}_{\text{bh}}/\dot{M}_{\text{edd}}$) higher than a critical value of $\eta_{\text{crit}} = \min[0.002(M_{\text{BH}}/10^8 M_{\odot})^2, 0.1]$, thermal energy is deposited on to the neighboring gas at a rate of $\epsilon_{f,\text{high}} \epsilon_r \dot{M}_{\text{BH}} c^2$ where $\epsilon_{f,\text{high}} \epsilon_r = 0.02$. $\epsilon_{f,\text{high}}$ is called the ‘high accretion state’ coupling efficiency. If the Eddington ratio is lower than the critical value, kinetic energy is injected into the gas at irregular time intervals, which manifests as a ‘wind’ oriented along a randomly chosen direction. The injected rate is $\epsilon_{f,\text{low}} \dot{M}_{\text{BH}} c^2$ where $\epsilon_{f,\text{low}}$ is called the ‘low accretion state’ coupling efficiency ($\epsilon_{f,\text{low}} \lesssim 0.2$). For further details, we direct the interested readers to Weinberger et al. (2017).

The main parameters of our accretion model include the Bondi boost α , the radiative efficiency ϵ_r and the Eddington factor f_{Edd} . The default values adopted in the IllustrisTNG suite are $\alpha = 1$, $\epsilon_r = 0.2$ & $f_{\text{Edd}} = 1$. We largely use this accretion model, and hereafter refer to it as the ‘TNG accretion model’. However, we also run some simulations with different variations of these parameters, particularly when comparing our results to other studies. These variations include different combinations of $\alpha = 1$ & 100, $\epsilon_r = 0.2$ & 0.1 and $f_{\text{Edd}} = 1 - 100$. In the figure legends, these are labelled as **Boost*_{RadEff}*_{EddFac}*** where the ‘*’s correspond to values of α , ϵ_r and f_{Edd} respectively.

2.3 Initial Conditions: constrained Gaussian realizations

We expect the brightest $z > 6$ quasars to live in the rarest and most extreme overdensities in the Universe. In order to create initial conditions (ICs) that can produce such regions within a relatively small $9 \text{ cMpc}/h$ box, we apply the technique of *constrained Gaussian realizations* (CR). The CR method can efficiently sample a Gaussian Random field conditioned on various (user-specified) large-scale features. This technique was originally introduced by Hoffman & Ribak (1991) and van de Weygaert & Bertschinger (1996). We use the most recent implementation of this technique, i.e. the **GaussianCR** code to generate the initial conditions. This code was fully developed by N21, wherein it was extensively tested against large volume uniform cosmological simulations in terms of reproducing the halo assembly, star formation and BH growth histories. Here we briefly summarize the main features for completeness, while the full details of the underlying formalism are described in N21.

Overall, **GaussianCR** constrains 18 parameters at the peak location (see N21 for details). In this work, we vary three parameters that were shown by N21 to be most consequential to BH growth. These are the following:

- The peak height ‘ ν ’ quantifies the ‘rarity’ of the peak by specifying its height in the units of the variance of $\delta_G(\mathbf{r})$ denoted by σ_{R_G} , i.e.

$$\nu \equiv \delta(\mathbf{r}_{\text{peak}})/\sigma_{R_G}, \quad (5)$$

$$\sigma_{R_G}^2 \equiv \langle \delta_G(\mathbf{r}) \delta_G(\mathbf{r}) \rangle = \int \frac{P(k)}{(2\pi)^3} \tilde{W}^2(k, R_G) dk \quad (6)$$

where \mathbf{r}_{peak} is the peak position. $P(k)$ is the power spectrum and $\tilde{\delta}_G(\mathbf{r}) \equiv \int \tilde{\delta}(\mathbf{r}) W(\mathbf{r}, R_G)$ is the overdensity smoothed over a scale R_G using the Gaussian window func-

tion $W(\mathbf{r}, R_G) = \exp(-r^2/2R_G^2)$ and its Fourier transform $\tilde{W}(k, R_G) = \exp(-k^2 R_G^2/2)$.

- The peak compactness ' x_d ' is set by the second order derivatives of the smoothed overdensity field. More quantitatively, it is determined by the eigenvalues of the Hessian matrix $\partial_{ij}\delta_G$ ($i, j = 1, 2$ & 3 are x, y & z components respectively) can be parametrized as

$$\lambda_1 = \frac{x_d \sigma_2(R_g)}{1 + a_{12}^2 + a_{13}^2} \quad (7)$$

$$\lambda_2 = a_{12}^2 \lambda_1 \quad (8)$$

$$\lambda_3 = a_{13}^2 \lambda_1 \quad (9)$$

where $\sigma_2(R_g) \equiv \int \frac{P(k)}{(2\pi)^3} \hat{W}^2(k, R_G) k^2 dk$, and a_{12} and a_{13} are the axis ratios that determine the shape of the mass distribution around the ellipsoidal peak.

- Lastly, the tidal strength ϵ is determined by second order derivative of the gravitational potential i.e. the tidal tensor T_{ij} ($i = 1, 2, 3$). The eigenvalues of the tidal tensor can be parametrized by,

$$\left[\epsilon \cos \frac{\omega + 2\pi}{3}, \epsilon \cos \frac{\omega - 2\pi}{3}, \epsilon \cos \frac{\omega}{3} \right], \quad (10)$$

where ϵ determines the overall magnitude of the tidal tensor, and ω determines the relative strengths of the tidal tensor along the three eigenvectors.

2.3.1 Our choice of peak parameters

N21 shows that BH growth is the most efficient within rare peaks (high ν) that are compact (high x_d) and allow for gas infall to occur from all directions (low tidal strength ϵ). Therefore, throughout this paper, we make intentional choices for ν , x_d and ϵ and fix the remaining parameters at their most probable values (see Figure 5 of N21). Table 1 summarizes the adopted parameter values for ν , x_d and ϵ . More specifically, we look at the following three regions:

- We choose a 5σ peak ($\nu = 5$) at scales of $R_G = 1 \text{ Mpc}/h$, with x_d and ϵ corresponding to the typical values i.e. the maxima of their respective distributions. The peak height was chosen to produce a target halo mass of $10^{12} M_\odot/h$ at $z = 7$. It is hereafter referred to as **5SIGMA**.
- We again choose a 5σ peak at $R_G = 1 \text{ Mpc}/h$, but with a compactness x_d that is 3σ away from the typical value, and a tidal strength ϵ that is -2σ away from the mean value. This also targets the assembly of a $10^{12} M_\odot/h$ halo at $z = 7$, and is referred to as **5SIGMA_COMPACT**.
- Lastly, we choose a 6σ peak ($\nu = 6$) at scales of $R_G = 1.3 \text{ Mpc}/h$ with typical values for x_d and ϵ . This targets a $5 \times 10^{12} M_\odot/h$ halo at $z = 7$, and is referred to as **6SIGMA**.

Note that the target halos produced in **6SIGMA** and **5SIGMA_COMPACT** regions have number densities roughly similar to those of the observed $z \sim 6$ quasars ($\sim 1 \text{ Gpc}^{-3}$). In contrast, **5SIGMA** produces a target halo that is ~ 100 times more common.

Finally, we also note that the BH growth can depend on the specific realization of the large scale density field. However, upon exploring 5 different realizations for a select few BH models, we found that the differences in BH growth were mild ($z \sim 6$ BH masses vary by factors $\lesssim 2$).

2.4 Simulation resolution

In Bhowmick et al. (2021b,a), we performed detailed resolution convergence tests for our BH seed model and found that for our fiducial model with $\tilde{M}_{\text{sf,mp}} = 5$ and $\tilde{M}_h = 3000$, the seed formation rates are reasonably well converged for gas mass resolutions $\lesssim 10^4 M_\odot/h$. The resolution convergence becomes slower as the models are made more restrictive by increasing $\tilde{M}_{\text{sf,mp}}$ or by introducing a LW flux criterion. As we shall see in Section 3.5, the resolution convergence properties of our constrained regions are similar to that of the zoom region of Bhowmick et al. (2021b,a).

To achieve a gas mass resolution of $\sim 10^4 M_\odot/h$ in a box size of $9 \text{ Mpc}/h$, we need $N = 720$ DM particles per dimension (note that the number of gas cells are initially assigned to be equal to the DM particles, but as the simulations evolve the gas cells can undergo refinement or de-refinement). However, running such a simulation until $z = 6$ requires a substantial amount of computing time and memory, particularly in regions with extreme overdensities. Therefore, to facilitate a rapid exploration of the large parameter space of our seed models, we choose $N = 360$. We assign this to be our fiducial resolution, and it corresponds to a gas mass resolution of $\sim 10^5 M_\odot/h$. Note that this is only slightly lower than the highest resolution box of the IllustrisTNG suite i.e. TNG50. That being said, we do run higher resolution realizations ($N = 720$) for a few selected models, particularly those that successfully produce a $z \gtrsim 6$ quasar. As we shall see in Section 3.5, the final BH mass at $z \lesssim 7$ is not significantly impacted by resolution. Additionally, we use the $N = 720$ runs to probe the lowest seed mass considered in this work i.e. $M_{\text{seed}} = 1.25 \times 10^4 M_\odot/h$. The fiducial $N = 360$ run can only probe seed masses of $M_{\text{seed}} = 1 \times 10^5$ & $8 \times 10^5 M_\odot/h$. Hereafter, unless otherwise stated, we are using $N = 360$. For runs that use $N = 720$, it shall be explicitly stated in the captions or the text.

3 RESULTS

3.1 Halo environments: evolution from $z \sim 20 - 6$

Before looking at the properties of BHs, we first look at the environments in which they form and grow. Figure 1 shows the $z = 6$ gas density profiles centered at the location of the constrained **5SIGMA**, **5SIGMA_COMPACT** and **6SIGMA** peaks. Visually, we can clearly see that the gas distribution around the **5SIGMA_COMPACT** peak is more compact and isotropic compared to that of **5SIGMA** and **6SIGMA**. Figure 2 shows the evolution of the most massive halo (MMH) from $z \sim 20 - 6$, in terms of the total mass, gas mass and stellar mass. We see that both **5SIGMA_COMPACT** and **5SIGMA** runs assemble their target mass of $\sim 10^{12} M_\odot/h$ by $z = 7$, which grows to become $\sim 2 \times 10^{12} M_\odot/h$ by $z = 6$. The **6SIGMA** run assembles halo masses of $\sim 7 \times 10^{12} M_\odot/h$ and $\sim 10^{13} M_\odot/h$ by $z = 6$.

Interestingly, the halo assembly history (see Figure 2: top panel) of the three regions shows that for **5SIGMA_COMPACT**, the MMHs at $z \gtrsim 10$ are $\sim 5 - 10$ times more massive compared to that of **5SIGMA** (as well as **6SIGMA**). But at $z \lesssim 10$, the halo growth rate for the **5SIGMA_COMPACT** run becomes slower compared to the **5SIGMA** run, thereby explaining the similar final halo masses that both the runs assemble at $z \sim 6 - 7$. That is likely because the MMH in the

IC	R_G (Mpc/h)	ν (σ_{R_G})	x_d (σ_2)	ϵ (km s $^{-1}$ Mpc $^{-1}$)
5SIGMA	1.0	5	3.6 (ave)	34.0 (ave)
5SIGMA_COMPACT	1.0	5	5.8 (+3 σ)	15.0 (−2 σ)
6SIGMA	1.3	6	4.0 (ave)	34.0 (ave)

Table 1. The adopted values for the peak parameters for 5SIGMA, 5SIGMA_COMPACT and 6SIGMA. These constrained initial conditions (ICs) are characterized by the smoothing scale R_G (2nd col), the peak height ν (3rd col), the peak compactness x_d (4th col) and the tidal scalar ϵ (5th col); these 4 parameters are most consequential to BH growth. The remaining parameters do not significantly impact BH growth, and have been fixed to be the typical values of their underlying distributions (see Figure 5 of N21).

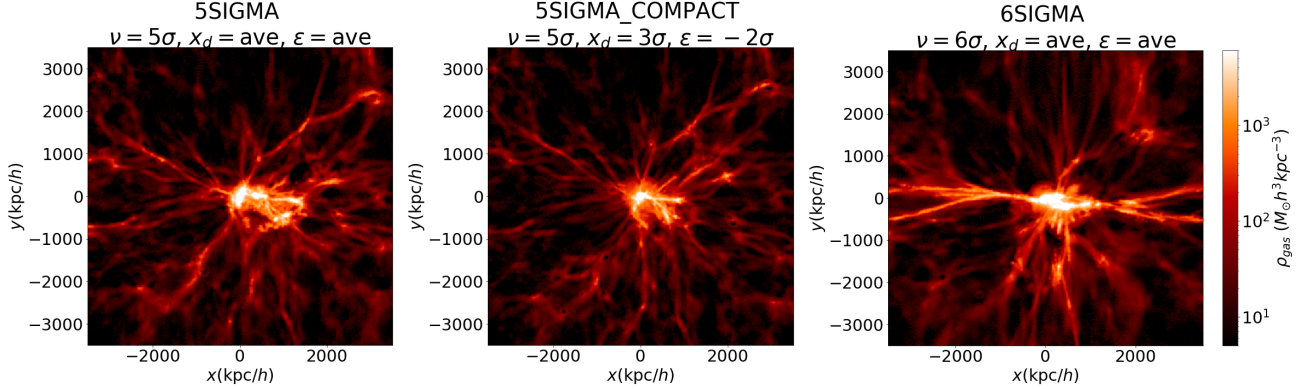


Figure 1. Gas density field at the $z = 6$ snapshot for the three constrained Gaussian initial conditions we explored in this work. The left panel is centered at a 5σ overdensity peak at $R_G = 1$ Mpc/h, and typical values for compactness x_d and tidal strength ϵ ; this is hereafter referred to as 5SIGMA. The middle panel is centered at a 5σ overdensity peak with +3 σ higher compactness, and −2 σ lower tidal strength; we refer to this as 5SIGMA_COMPACT. The right panel is centered at a 6σ overdensity peak at $R_G = 1.3$ Mpc/h with average values of compactness and tidal strength; this is referred to as 6SIGMA. We can see that the gas distribution in 5SIGMA_COMPACT is more isotropic and centrally concentrated compared to 5SIGMA and 6SIGMA.

5SIGMA_COMPACT peak becomes more isolated at $z \lesssim 10$ (after having merged with most of its neighboring massive halos by $z \sim 10$). However, the 5SIGMA_COMPACT MMH continues to become more dense during $z \sim 9 - 6$ (due to continued gravitational collapse), which likely causes the higher compactness of 5SIGMA_COMPACT peak compared to 5SIGMA (as well as 6SIGMA) at $z \sim 6 - 7$.

The evolution of the gas mass (see Figure 2: middle panel) mirrors that of the total halo mass at $z \sim 20 - 10$. More specifically, the gas mass of the MMH in 5SIGMA_COMPACT is $\sim 5 - 10$ times higher than that of 5SIGMA and 6SIGMA (similar to the total halo mass) at $z \sim 20 - 10$. Notably, we find that at $z \sim 9 - 6$, there is no significant increase in the gas mass for the MMH in 5SIGMA_COMPACT, unlike the MMHs of 5SIGMA and 6SIGMA. As a result, by $z = 6$, the MMH in 5SIGMA_COMPACT ends up with a lower gas mass compared to 5SIGMA and 6SIGMA. As we shall see, this is happening because the gas in 5SIGMA_COMPACT is being rapidly consumed by star formation and BH accretion, more so than 5SIGMA and 6SIGMA. The enhanced star formation in 5SIGMA_COMPACT can be seen in the bottom panel of Figure 2, wherein the stellar mass is ~ 7 times higher than that of 5SIGMA at $z \sim 6 - 7$ (making it similar to the stellar mass produced by 6SIGMA at $z \sim 6 - 7$). The 5SIGMA_COMPACT region therefore produces an overly massive galaxy for its host halo mass, as clearly seen in Figure 3. Figure 3 also demonstrates that our constrained runs are consistent with the stellar mass vs. halo mass relations predicted by TNG300, thereby validating this technique.

Having discussed the evolution of the global properties of

the MMH, we now focus on the evolution of their internal gas distributions, which are much more consequential to BH growth. The evolution of the radially averaged gas density profiles from $z \sim 14 - 6$ is shown in Figure 4. In all three regions, little evolution occurs at $z \gtrsim 9$, and the central ~ 1 kpc/h is unresolved owing to low gas densities. Between $z \sim 9 - 6$ however, the gas densities start to significantly increase, particularly close to the halo centers. Specifically, while the overall gas mass of the MMH only increases by factors of ~ 50 between $z \sim 9 - 6$ (Figure 2: middle panel), the central gas densities increase by factors of $\sim 100 - 10000$ during the same time interval. Amongst the three regions, 5SIGMA_COMPACT shows the steepest increase in density between $z \sim 9 - 6$. Figure 5 shows the 2D color maps of the evolution of the gas density, star formation rates and metallicity for 5SIGMA_COMPACT region at redshift snapshots of $z = 12, 10, 8$ & 6. We can clearly see that the steep increase in central gas density leads to a commensurate boost in the star formation, as well as metal enrichment in the central regions of the halo. As we shall see, this increase in the central gas densities leads to substantially increased importance of accretion-driven BH growth at $z \sim 9 - 6$.

3.2 BH growth in different halo environments: Impact of BH seeding models

We are particularly interested in the growth histories of BHs occupying the MMH in each region. Figure 6 shows the number of BHs that are present within the MMH at different redshift snapshots, with different panels showing different seed

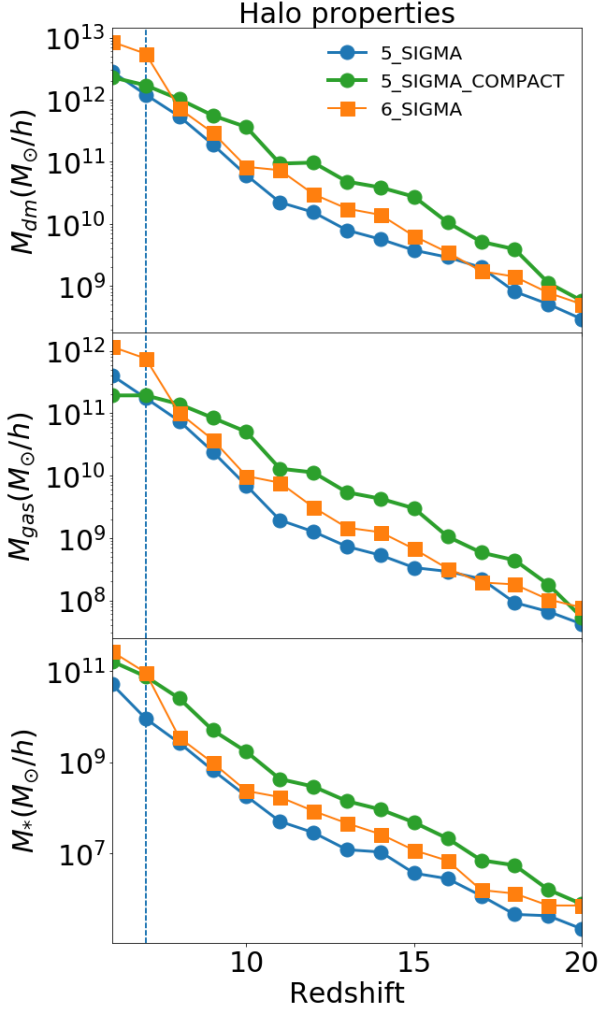


Figure 2. The evolution of the most massive halo (MMH) from $z \sim 20$ to $z \sim 7$ for 5SIGMA (blue), 5SIGMA_COMPACT (green) and 6SIGMA (orange) lines. The top, middle and bottom panels show the total halo mass, gas mass and stellar mass respectively. For 5SIGMA and 5SIGMA_COMPACT, we reach our target halo mass of $\sim 10^{12} M_{\odot}/h$ at $z = 7$; they both assemble a total gas mass of $2 \times 10^{11} M_{\odot}/h$. Likewise, the 6SIGMA volume assembles the desired target halo mass of $6 \times 10^{12} M_{\odot}/h$ at $z = 7$, and a gas mass of $5 \times 10^{11} M_{\odot}/h$. 5SIGMA_COMPACT assembles a stellar mass of $\sim 10^{11} M_{\odot}/h$ at $z = 7$, similar to that of 6SIGMA; this is significantly higher than 5SIGMA which assembles a stellar mass of $9 \times 10^9 M_{\odot}/h$. More compact peaks (at fixed peak height) lead to enhanced star formation.

models. We note that these MMHs tend to acquire several BHs during their assembly history. Despite many of these BHs inevitably merging with the central BH, the overall number of BHs hosted by the MMHs increases up to at least $z \sim 9 - 10$. This is because the MMHs continue to acquire new BHs from surrounding merging halos. At $z = 6$, the MMHs can generally host up to $\sim 10 - 50$ BHs depending on the constrained region as well as the seed model.

Next, we look at how the number of BHs in the MMHs vary between different regions and seed models. For all seed models, we generally see that the 5SIGMA_COMPACT runs tend to start forming seeds at earlier times, and therefore host a higher number of BHs at $z \sim 10 - 20$ compared to 5SIGMA

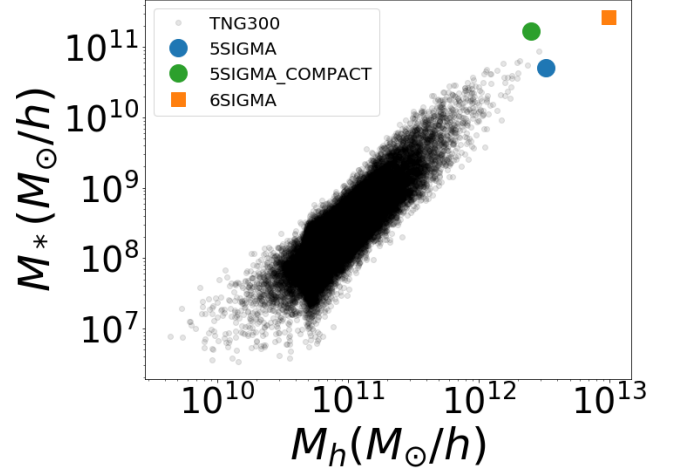


Figure 3. Stellar mass vs halo mass relation at $z = 6$ for the MMHs of 5SIGMA_COMPACT (green), 5SIGMA (blue) and 6SIGMA (orange) respectively, compared with the full halo population of TNG300 (a $[300 \text{ Mpc}]^3$ box—the largest volume in the IllustrisTNG simulation suite; faded grey circles). The predictions from the constrained runs are broadly consistent with the trends extrapolated from the TNG300 results. The 5SIGMA and 6SIGMA runs produce stellar mass predictions close to the mean trend, whereas the 5SIGMA_COMPACT run produces a somewhat overly massive galaxy (stellar mass) compared to its host halo.

and 6SIGMA runs. This is because the MMHs at $z \sim 10 - 20$ for the 5SIGMA_COMPACT runs are more massive compared to the other two regions (revisit Figure 2). However, between $z \sim 10 - 6$, we find that there is no significant increase in the number of BHs for the MMH in 5SIGMA_COMPACT, unlike 5SIGMA and 6SIGMA. This is likely because in the 5SIGMA_COMPACT runs, most of the nearby massive halos have already merged with the MMH by $z \sim 10$, leaving behind an isolated MMH during $z \sim 10 - 6$ with very few nearby halos to acquire new BHs from. On the other hand, for the 5SIGMA and 6SIGMA runs, the MMHs are not as isolated at $z \sim 10 - 6$, and they continue to acquire new BHs during this time. All of this ultimately leads to fewer BHs in the MMH of 5SIGMA_COMPACT at $z = 6$, compared to 5SIGMA and 6SIGMA regions. Lastly, note that the TNG seed model (Figure 6: left panel) is substantially more restrictive and produces much fewer seeds compared to our fiducial gas-based seed models with $\tilde{M}_{\text{sf,mp}} = 5$, $\tilde{M}_h = 3000$ (hereafter SM5_FOF3000 shown in Figure 6: middle and right panels).

The primary science focus of this work is the growth of the most massive BH located in the MMH of our simulations. So unless otherwise stated, all future references to BH growth histories are for the most massive BH at $z = 6$ in each simulation. Figure 7 shows the BH growth histories for 5SIGMA, 5SIGMA_COMPACT and 6SIGMA. We first focus on the halo based TNG seed model (leftmost panels), which starts to seed BHs around $z \sim 10 - 12$. Note that for this seed model, very few BHs are formed overall, which results in very little growth via mergers (see dashed lines in Figure 7: top left panel). We find that amongst all three regions, 5SIGMA_COMPACT assembles the highest mass BH at $z = 6$, despite containing the least number of BHs within its MMH (also recall that 6SIGMA has a higher mass MMH at $z = 6$). This is because the 5SIGMA_COMPACT run produces a higher gas density at the

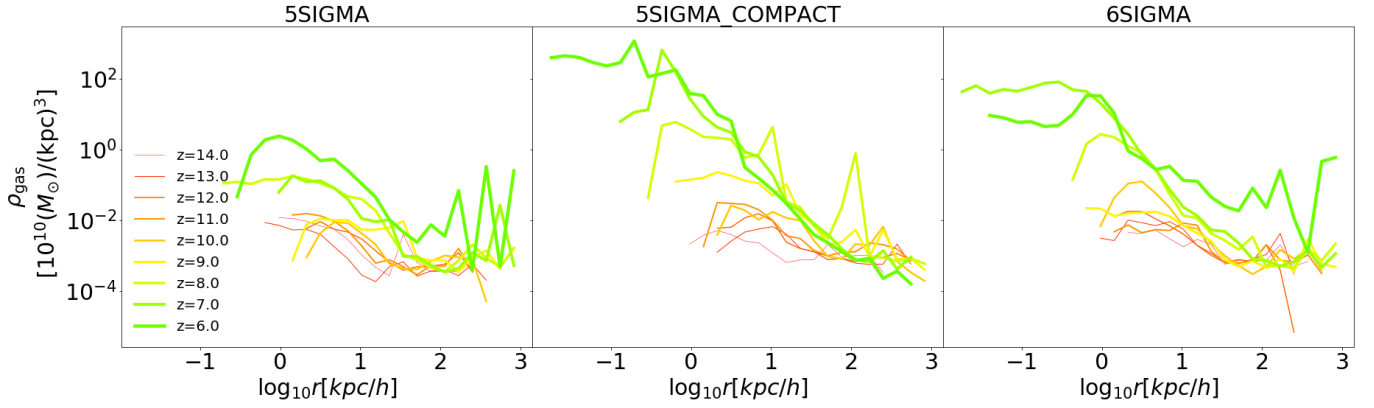


Figure 4. Radially averaged 1D profiles of the gas density (physical units), centered around the most massive BH in the MMH of our simulation volume for 5SIGMA, 5SIGMA_COMPACT and 6SIGMA. Lines of different colors show the redshift evolution from $z = 14$ to $z = 6$. We see that gas density in the central regions steeply increases with time between $z \sim 9 - 6$. The steepest increase is seen for 5SIGMA_COMPACT.

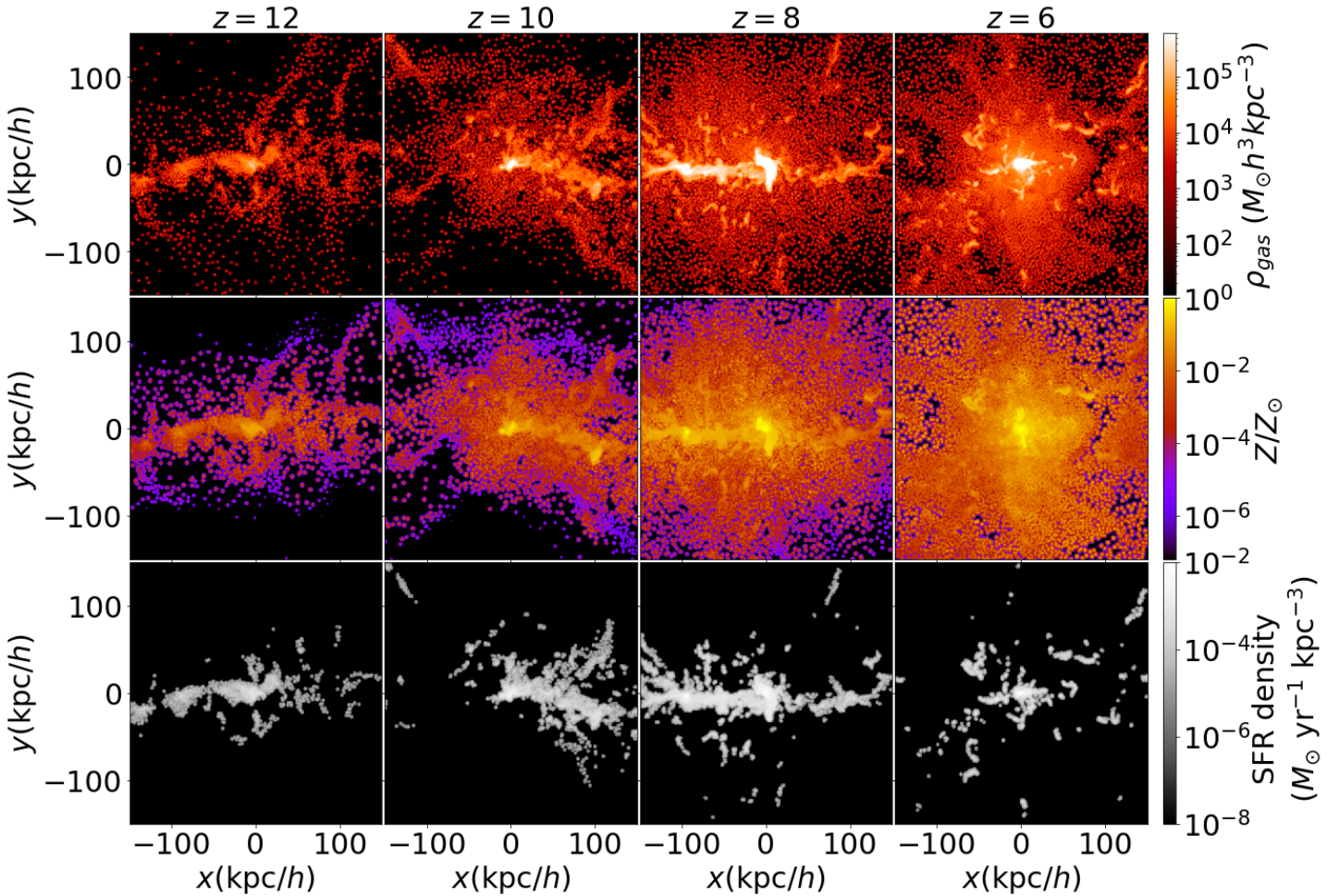


Figure 5. 2D profiles of the gas density, metallicity and the star formation rate density within the vicinity of the most massive BH in the MMH of the 5SIGMA_COMPACT run. We compute these quantities averaged over a slice of thickness 10 kpc/h. Left to right panels show the redshift evolution from $z = 10$ to $z = 6$. At $z \lesssim 9$, the steep increase in the gas density leads to increase in the star formation and metal enrichment in the halo.

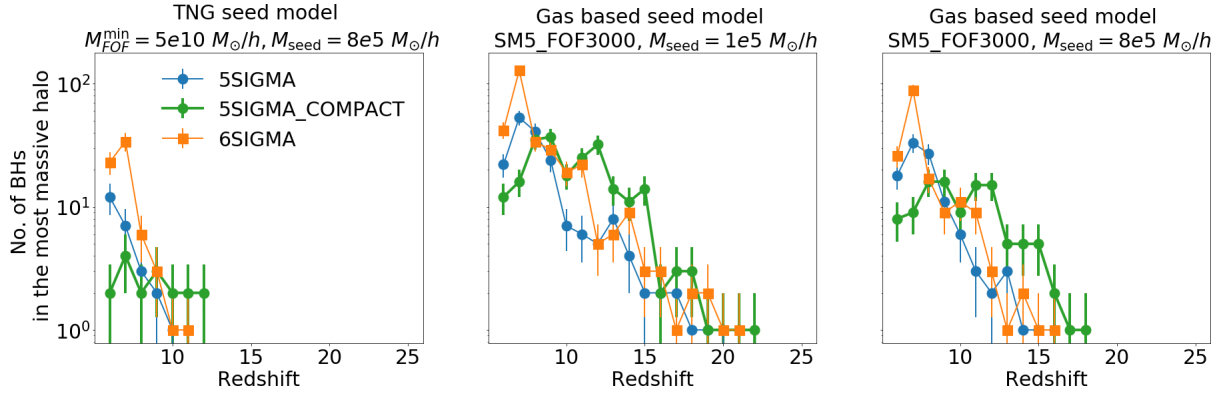


Figure 6. Number of BHs present in the most massive halo (MMH) at different redshift snapshots for 5SIGMA (blue), 5SIGMA_COMPACT (green) and 6SIGMA (orange) lines. Error-bars correspond to Poisson errors. In the leftmost panel, we use the default seeding prescription from the IllustrisTNG simulation suite (referred to as TNG seed model). In the middle and right panels, we use the gas-based seeding prescription with $\bar{M}_h = 3000$ and $\bar{M}_{\text{sf,mp}} = 5$ (SM5_FOF3000). All these runs use the default accretion prescription from the IllustrisTNG simulation suite (TNG accretion model). We see that the onset of seed formation happens earliest within the 5SIGMA_COMPACT run; therefore, it contains the highest number of BHs around $z \gtrsim 10$. However, between $z \sim 9 - 6$, the 5SIGMA_COMPACT does not acquire many new BHs. On the other hand, the 5SIGMA and 6SIGMA MMHs continue to acquire new BHs from nearby halos between $z \sim 9 - 6$. Therefore, by $z = 6$, the 5SIGMA_COMPACT peak has the least number of BHs and 6SIGMA peak has the highest number of BHs.

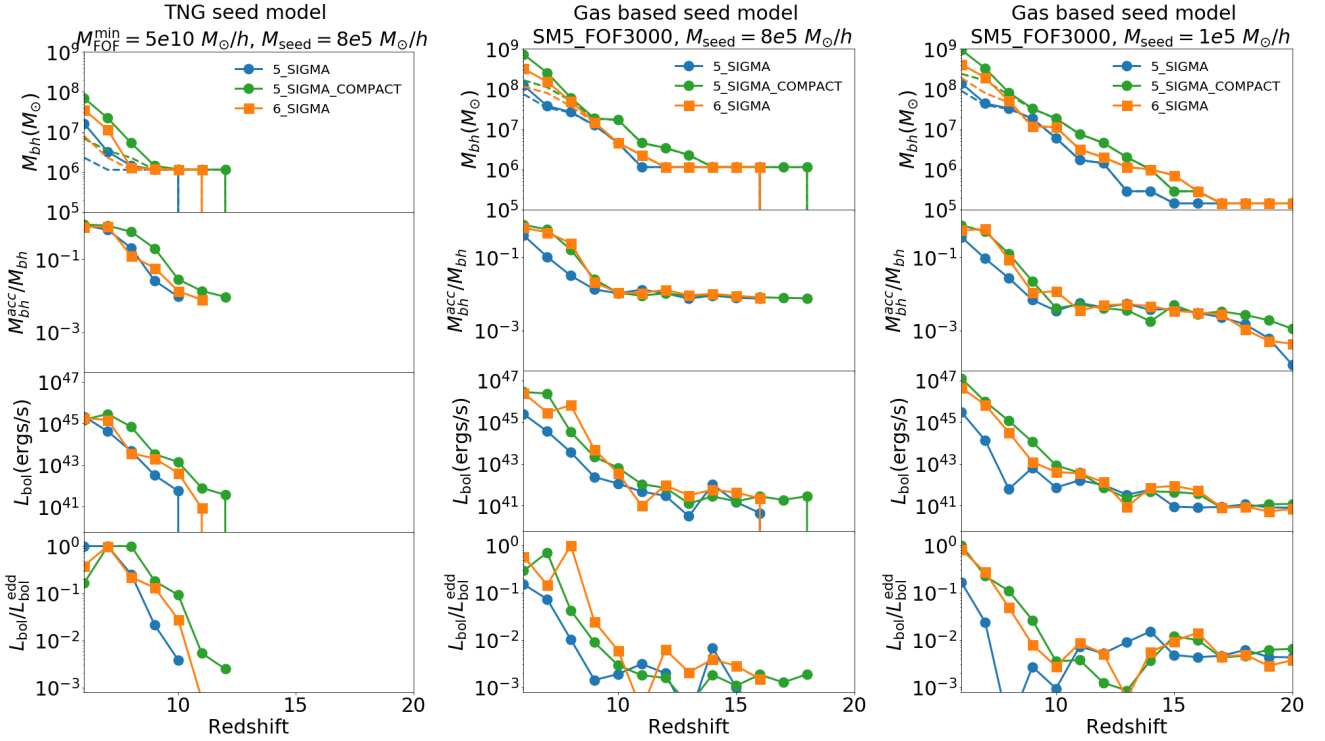


Figure 7. Evolution of the most massive BH at $z = 6$ in the MMH of 5SIGMA (blue), 5SIGMA_COMPACT (green) and 6SIGMA (orange) lines (hereafter, all growth histories plotted for different runs are for this particular BH in each simulation). The 1st row corresponds to the BH mass; solid lines show the total BH mass and the dashed lines show the mass accumulated only by mergers. The 2nd row shows the fraction of the current mass accumulated by gas accretion. The 3rd and 4th rows show the total bolometric luminosity in units of ergs s^{-1} and the Eddington luminosity, respectively. All the runs use the TNG accretion model. In the left panels, we use the TNG seed model. In the middle and right panels, we use the gas-based seeding prescription SM5_FOF3000. The BH seed mass is $8 \times 10^5 M_\odot/h$ and $1 \times 10^5 M_\odot/h$ in the middle and right panels, respectively. Among the constrained volumes we explore, 5SIGMA_COMPACT assembles the highest BH mass in all cases. Even in this region, the TNG seed model achieves a maximum BH mass of $\sim 7 \times 10^7 M_\odot/h$ by $z = 6$, which is significantly smaller than the typical masses of observed $z \sim 6$ quasars. In contrast, the SM5_FOF3000 models are able to assemble $10^9 M_\odot/h$ SMBHs by $z = 6$. While these massive BHs are active as luminous quasars with near-Eddington luminosities of $\sim 10^{47} \text{ ergs s}^{-1}$ at $z = 6$, their growth at $z \gtrsim 9$ is dominated by BH mergers. Overall, the BH growth is fastest within rare massive high- z halos that are also sufficiently compact and have low tidal fields. To produce $z \sim 6$ quasars in these halos with the TNG accretion model, an early boost in BH mass driven by mergers is necessary.

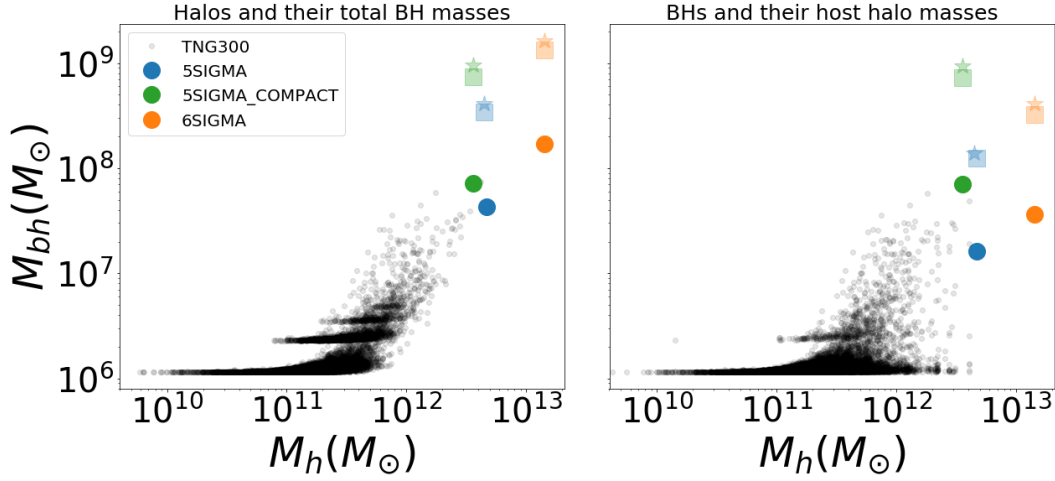


Figure 8. BH mass vs. halo mass scaling relation at $z = 6$. In the left panel, each data point corresponds to a halo; so we are plotting the “halo mass vs. total mass of all BHs in the halo”, for all halos at $z = 6$. In the right panel, each data point corresponds to a BH, so we are plotting the “BH mass vs. host halo mass”, for all individual BHs at $z = 6$. The blue, green and orange colors correspond to the BH within the MMH of 5SIGMA, 5SIGMA_COMPACT and 6SIGMA regions respectively. All the runs use the TNG accretion model. The circles correspond to the TNG seed model, which we directly compare to the full population of TNG300. The left panels show that for the TNG seed model, the total BH masses of MMHs produced by the constrained runs are consistent with the extrapolated trends from the TNG300 population. This further validates our constrained runs. The squares & stars correspond to the gas-based seed model SM5_FOF3000 with seed masses of 8×10^5 & $1 \times 10^5 M_\odot/h$, respectively; these models produce much higher BH masses compared to the TNG seed model. The MMHs generally tend to host a significantly large number of BHs during their assembly history, generally ranging between $\sim 10 - 50$ depending on the constrained region as well as the seed model (revisit Figure 6). The 6SIGMA run produces the highest number of BHs and also the highest total BH mass in its target halo, commensurate with its halo mass. However, when we look at masses of *individual* BHs in the right panel, the most massive BH is actually produced by 5SIGMA_COMPACT. In fact, with the SM5_FOF3000 seed model, only the 5SIGMA_COMPACT can produce *individual* $\sim 10^9 M_\odot/h$ BHs similar to the observed $z \sim 6$ quasars.

peak location, thereby leading to the fastest growth via gas accretion at $z \lesssim 9$. This result is overall consistent with N21, showing that compact peaks with low tidal fields are the most ideal environments for rapid BH growth. However, with this TNG seed model, the overall BH mass assembled at $z = 6$ is only $\sim 5 \times 10^7 M_\odot$, which is significantly smaller than the typical masses of the observed high- z quasars ($\sim 10^9 M_\odot$).

Next, we look at the predictions from gas-based seed models, particularly SM5_FOF3000 ($\tilde{M}_{\text{sf,mp}} = 5$ and $\tilde{M}_h = 3000$) with seed masses of 8×10^5 and $1 \times 10^5 M_\odot/h$ (Figure 7: middle and right panels respectively). Again, these models produce substantially higher numbers of seeds that start forming at much earlier times ($z \sim 17 - 25$) compared to the TNG seed model. As a result, there is now considerable growth via mergers. To that end, we note that regardless of how early the seeds form, accretion-driven BH growth does not become significant until $z \lesssim 9$ (see 2nd rows of Figure 7). This results from the fact that the central gas densities remain relatively low until $z \sim 9$ but start to steeply increase between $z \sim 9 - 6$ (revisit Figure 4). As a result, the BH growth at $z \gtrsim 9$ is completely driven by BH mergers. In fact, for SM5_FOF3000 seed models, the $z \gtrsim 9$ merger-driven growth assembles a BH mass of $\sim 3 \times 10^7 M_\odot$ by $z \sim 9$, in contrast to the TNG seed model where the BHs are still close to the seed mass of $\sim 10^6 M_\odot$ at $z \sim 9$. Between $z \sim 9 - 6$, the accretion-driven BH growth becomes increasingly significant for the SM5_FOF3000 seed models, pushing the BH mass to values $\gtrsim 10^8 M_\odot$ at $z = 6$ for all three constrained regions. Amongst the three regions, 5SIGMA_COMPACT again produces the highest BH mass that now reaches close to $\sim 10^9 M_\odot$ at $z = 6$, consistent with the observed $z \sim 6$ quasars. Addition-

ally, note that the merger-driven growth can also be boosted, by simply reducing the halo mass threshold and forming more seeds. Therefore, $z \sim 6$ quasars could also be formed within a “halo mass only” seed model (e.g. TNG seed model) with a sufficiently low halo mass threshold.

The bolometric luminosities and Eddington ratios (see 3rd and 4th rows of Figure 7) of the BHs remain low ($L_{\text{bol}} \sim 10^{42} \text{ ergs s}^{-1} \sim 10^{-3} L_{\text{bol}}^{\text{edd}}$) at $z \gtrsim 9$ wherein the accretion-driven BH growth is insignificant. This is generally true for all seed models and constrained regions. As we go from $z \sim 9 - 6$ during which the central gas densities steeply rise (revisit Figure 4), the accretion-driven BH growth becomes increasingly efficient. This leads to a sharp increase in the BH luminosities. By $z \sim 6$, the BHs start to grow close to the Eddington limit for all of the runs, generally corresponding to bolometric luminosities $\gtrsim 10^{45} \text{ ergs s}^{-1}$. However, luminosities of observed $z \sim 6$ quasars are even higher i.e. $\sim 10^{47} \text{ ergs s}^{-1}$. These luminosities are produced only by the $\sim 10^9 M_\odot$ BHs that are formed within 5SIGMA_COMPACT region using the SM5_FOF3000 seed models. Overall, we find that to form BHs that resemble the observed $z \sim 6$ quasars (masses of $\sim 10^9 M_\odot$ and luminosities of $\sim 10^{47} \text{ ergs s}^{-1}$) in our simulations with IllustrisTNG physics, we need massive compact halos with seed models such as SM5_FOF3000 that allow for substantial merger-driven BH growth at $z \gtrsim 9$.

Figure 8 shows the predictions of our constrained runs the $z = 6$ halo, as well as the BH populations in the TNG300 uniform simulation. Note that the most massive $z = 6$ BHs produced by TNG300 are ~ 50 times smaller than the observed $z \gtrsim 6$ quasars. This is simply because TNG300 does not have the volume to produce such rare objects, despite

being among the largest simulations to be run past $z = 6$ and beyond. In fact, this is true for almost all major cosmological hydrodynamic simulations run to date (see [Habouzit et al. 2021, 2022a,b](#) for combined analyses of BH populations from several simulations). The only exception to this would be the *BlueTides* simulation ([Feng et al. 2016](#)) which produces a $6.4 \times 10^8 M_\odot$ BH in a volume of $[400 \text{ Mpc}/h]^3$ by $z \sim 7.5$ ([Tenneti et al. 2019](#)). Overall, this further highlights the power of our constrained simulations which is able to produce such rare objects within smaller volume and higher resolution simulations in reasonable computing time, so as to allow an exploration of a wide range of model parameters.

We now specifically compare the BHs produced in the MMHs of the constrained runs to that of the TNG300 simulation. The left panel of Figure 8 shows the halo mass versus the total mass of all BHs within the halos. We find that for the TNG seed model, predictions for the constrained runs are consistent with extrapolation of the BH mass vs. halo mass relation from TNG300. These results, together with the stellar mass vs. halo mass relations in Figure 3, serve as a good validation for our constrained runs. As expected from the results in the previous paragraph, the gas-based seed models *SM5_FOF3000* produce halos with total BH masses that are significantly higher than the extrapolated trend of the TNG300 halos. As an additional note, the $M_{bh} - M_h$ relation for the lowest mass BHs within TNG300 form streaks of horizontal lines that can be clearly seen in Figure 8. This is likely an artifact of the TNG seed model, where BHs seeded within $\gtrsim 10^{10} M_\odot$ halos do not show significant accretion-driven growth until halos reach masses $\gtrsim 10^{11} M_\odot$.

Closer examination of Figure 8 (left panel) reveals another interesting result. For the TNG seed model as well as the gas-based seed model, the MMH in *6SIGMA* achieves the highest *total* BH mass. This contrasts with Figure 7 and with the right panel of Figure 8, which clearly show that *5SIGMA_COMPACT* produces the highest *individual* BH mass in the MMH. As it turns out, while the MMHs in *5SIGMA* and *6SIGMA* end up with a higher number of BHs than *5SIGMA_COMPACT* (revisit Figure 6), the individual BHs in *5SIGMA* and *6SIGMA* are significantly smaller than the most massive BH in *5SIGMA_COMPACT*. The foregoing statement is generally true for TNG seed model as well as the gas-based seed models. Particularly for the gas-based seed model *SM5_FOF3000*, this means that while a typical rare massive halo ($\sim 10^{13} M_\odot$) at $z \sim 6$ can acquire total BH mass exceeding $\sim 10^9 M_\odot$, it may not produce “individual BHs” of such masses. Therefore, to host the observable $z \gtrsim 6$ quasars that correspond to individual $\sim 10^9 M_\odot$ BHs growing close to the Eddington limit, we need halos that are not just massive enough, but are also highly compact and have low tidal fields. In these compact MMHs, the BHs are more likely to have close encounters with each other. Therefore they can merge more readily to form a single massive BH at the halo centers, compared to typical halos of the same mass. To that end, recall that the small scale dynamics are poorly resolved in our simulations, particularly for lower mass BHs. Several recent works with more realistic treatment of BH small scale dynamics (for e.g. [Tremmel et al. 2017, 2018](#); [Ni et al. 2022](#); [Chen et al. 2022](#)) have found that many of the seeds (particularly lower mass seeds) do not sink efficiently to the local potential minima, thereby leading to a population of wandering BHs ([Tremmel et al. 2018](#); [Ricarte et al. 2021a,b](#); [Ma et al.](#)

[2021](#); [Weller et al. 2022](#)). Therefore, prompt mergers resulting from our current BH repositioning scheme could overestimate the rate at which the central BH grows. In future work, we shall investigate this in the context of the assembly of the $z \sim 6$ quasars.

Next, we focus on the *5SIGMA_COMPACT* region and further explore different variations of gas-based seeding models to study their impact on BH growth. Note that *SM5_FOF3000* ($\tilde{M}_{sf,mp} = 5$ & $\tilde{M}_h = 3000$), which successfully produces a $z \sim 6$ quasar, is the least restrictive amongst the family of BH seeding models developed in [Bhowmick et al. \(2021b,a\)](#). Figure 9 shows the impact of further increasing $\tilde{M}_{sf,mp}$ to values of 150 and 1000, on the BH mass, luminosity and Eddington ratio evolution. As we increase $\tilde{M}_{sf,mp}$, fewer seeds form and the merger-driven BH growth is commensurately suppressed. This leads to a significant slow-down of BH growth, and thereby decreases the BH mass assembled by $z = 6$. For $10^5 M_\odot/h$ seeds, increasing $\tilde{M}_{sf,mp}$ from 5 to 1000 decreases the final $z = 6$ BH mass by a factor of ~ 100 . The $z = 6$ luminosities also drop from $\sim 10^{47} \text{ erg s}^{-1}$ to $\sim 10^{43} \text{ erg s}^{-1}$. For more massive $8 \times 10^5 M_\odot/h$ seeds, the impact is significantly stronger (no $8 \times 10^5 M_\odot/h$ seeds form for $\tilde{M}_{sf,mp} = 1000$). In general, any gas-based seeding prescription that is more restrictive than *SM5_FOF3000* fails to produce BHs consistent with the observed $z \sim 6$ quasars.

Overall, we find that within the TNG galaxy formation model, the *SM5_FOF3000* gas-based seed model is able to successfully reproduce $z \sim 6$ BHs that are comparable to the observed high- z quasars, but only in massive ($\sim 10^{12} M_\odot$) halos that are highly compact and have low tidal fields. Additionally, both 1) merger-dominated growth at $z \gtrsim 9$, and 2) accretion-dominated growth at $z \sim 6 - 9$ are crucial for producing these high- z quasars.

3.3 Implications for strongly restrictive seed models in producing $z \gtrsim 6$ quasars

We have thus far seen that $z \sim 6$ quasars cannot be assembled by our constrained simulations without an early boost in BH mass via mergers. This can only occur for relatively less restrictive seed models ($\tilde{M}_{sf,mp} = 5$), wherein enough seeds are formed to substantially contribute to merger-driven BH growth. Here we look for circumstances under which more restrictive seed models can produce $z \sim 6$ quasars even in the absence of sufficient mergers. In particular, we explore models with enhanced accretion in these highly biased regions, compared to the TNG accretion model.

In Figure 10, we take one of our most restrictive seeding models i.e. $\tilde{M}_{sf,mp} = 1000$, and explore different accretion models to identify the ones that can produce $z \sim 6$ quasars. As already noted in the previous section, only a handful of seeding and merger events occur for this model. We then investigate the BH growth under different variations for the accretion model. In the left panel, we keep $\alpha = 1$ & $\epsilon_r = 0.2$ fixed and vary f_{edd} from 1 – 100 (recall that sets the maximum accretion rate in the units of the Eddington rate). Not unexpectedly, we find that as f_{edd} is increased, the final BH mass is enhanced via accretion-driven BH growth. $f_{edd} \gtrsim 10$ is required for growing BHs to $\sim 10^9 M_\odot$ with luminosities $\sim 10^{47} \text{ erg s}^{-1}$ by $z = 6$ (Figure 10: green line). Notably, further increasing f_{edd} to 100 does not lead to any substantial increase in the final BH mass beyond $\sim 10^9 M_\odot$ (Figure 10,

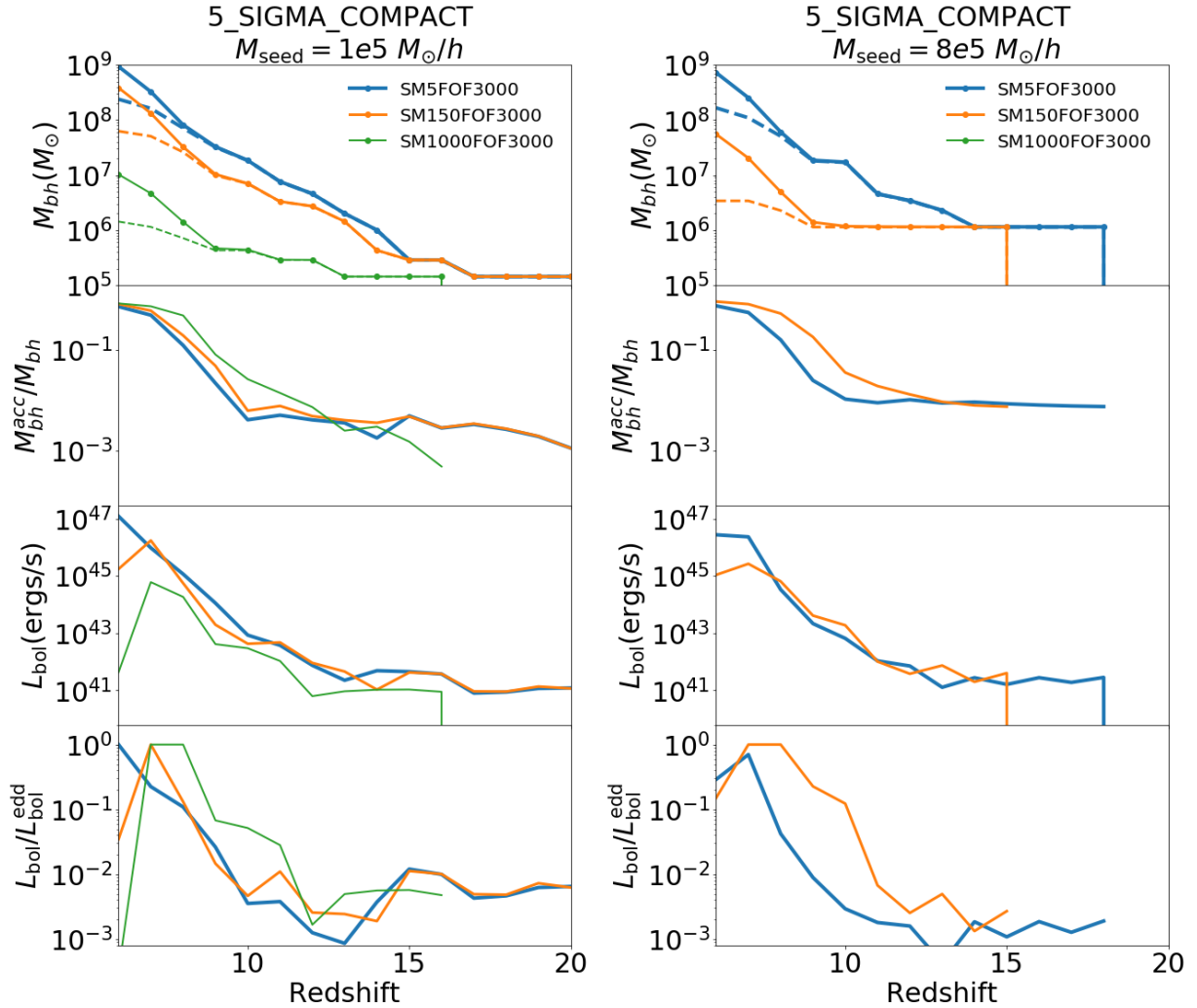


Figure 9. Evolution of the most massive black hole in 5SIGMA_COMPACT for $\tilde{M}_{\text{sf,mp}} = 5, 150$ & 1000. Left and right panels correspond to seed masses of $10^5 M_\odot/h$ and $8 \times 10^5 M_\odot/h$ respectively. All the runs here use the TNG accretion model. The different rows show the same set of quantities as Figure 7. As the seeding criteria becomes more stringent, there are fewer mergers to grow the BH at $z \gtrsim 9$. As a result, the final $z = 6$ BH mass decreases and falls significantly short of producing the observed $z \sim 6$ quasars.

right panel: red line). This is because the Bondi accretion rate exceeds $100 \times$ the Eddington limit for only a small fraction of the time.

We now keep f_{edd} fixed at 1 and examine the impact of the boost factor α . When α is increased from 1 to 100, it leads to a factor ~ 5 increase in the final BH mass at $z = 6$ (blue vs orange lines in Figure 10: right panel). This is substantially smaller than the impact of increasing f_{edd} to 10. Additionally, further increasing the boost factor to 10000 (green lines in Figure 10: right panel) makes no significant difference in the $z = 6$ BH mass. This implies that the maximum accretion rate set by the Eddington factor is much more consequential to the $z = 6$ BH mass, compared to the Bondi boost factor. This is because the majority of the BH mass assembly occurs at $z \lesssim 9$ when the accretion rates are already at their maximum allowed value. To that end, note that the maximum accretion rate can also be increased by decreasing the radiative efficiency ϵ_r . Several cosmological simulations (including N21) use a lower efficiency of $\epsilon_r = 0.1$. If we fix $\alpha = 1$ and decrease the radiative efficiency from 0.2 to 0.1, the $z = 6$ BH

mass increases by factor of 10 (see blue vs red lines in Figure 10: right panel). Not surprisingly, this is similar to what we found when f_{edd} was increased to 2 (revisit Figure 10: left panel). Notably, at this lower radiative efficiency of $\epsilon_r = 0.1$, applying a boost of $\alpha = 100$ forms a $\sim 10^9 M_\odot$ BH with luminosity of $\sim 10^{47} \text{ erg s}^{-1}$ at $z = 6$ (purple line in Figure 10: right panel). This is consistent with the results of N21, as we shall see in more detail in Section 3.8.

To summarize our results thus far, we have shown that to form the observed $z \sim 6$ quasars within rare dense compact halos in our simulations, one of the following two requirements must be fulfilled:

- (i) When the default TNG model is used (i.e., $\alpha = 1$, $\epsilon_r = 0.2$ & $f_{\text{edd}} = 1$), we need a sufficiently early ($z \gtrsim 9$) boost in BH mass driven by BH mergers to grow to $\sim 10^9 M_\odot$ by $z = 6$. Our gas-based seeding prescription with $\tilde{M}_{\text{sf,mp}} = 5$ and $\tilde{M}_h = 3000$ satisfies this requirement.
- (ii) For more restrictive seeding models ($\tilde{M}_{\text{sf,mp}} \gtrsim 150$) where mergers are absent or insufficient, $z \sim 6$ quasars cannot

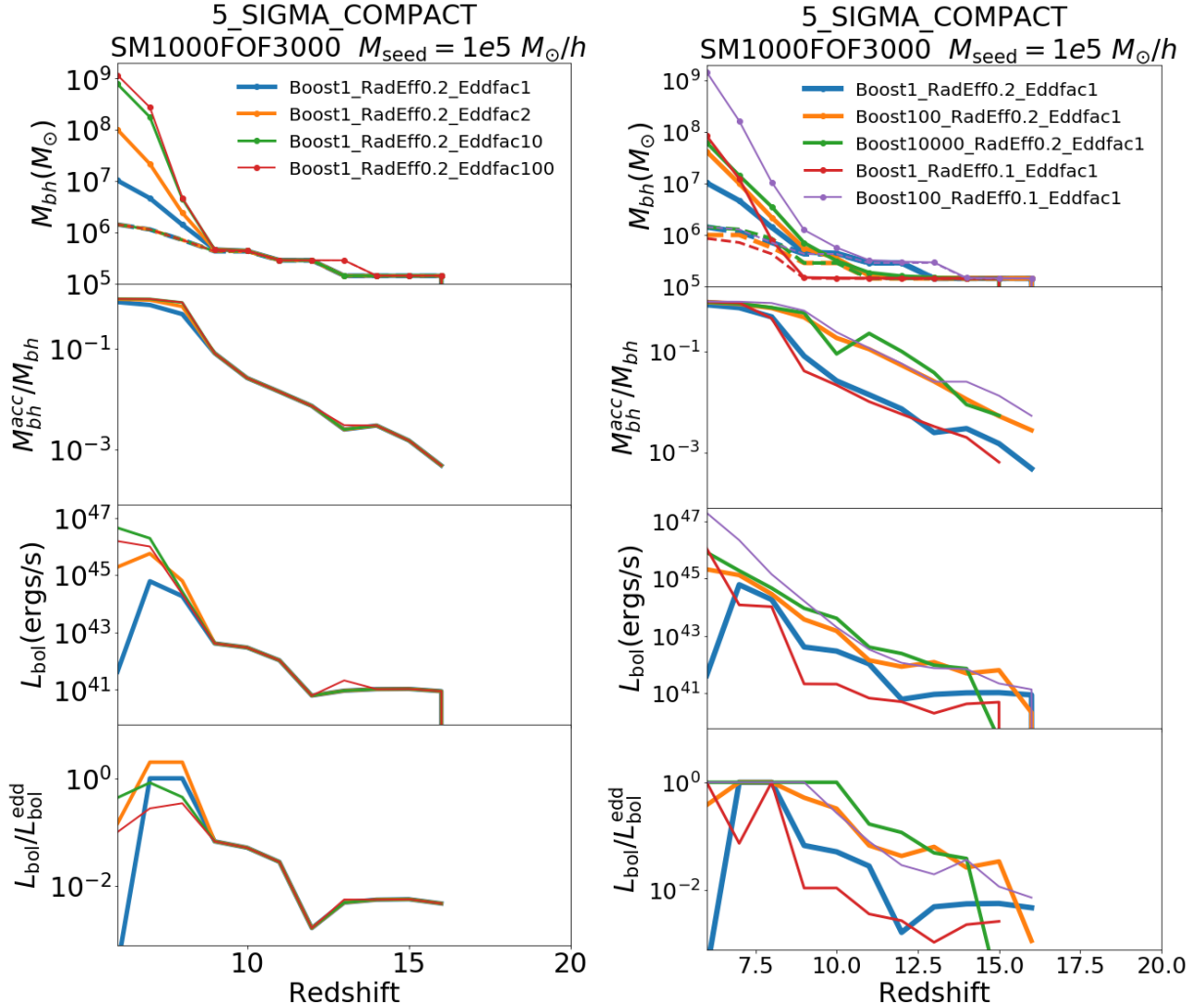


Figure 10. Evolution of the most massive black hole in the 5SIGMA_COMPACT volume for different accretion models labelled hereafter as Boost*_RadEff*_EddFac* where the ‘*’s correspond to values of α , ϵ_r and f_{edd} respectively. All the runs use the most stringent gas-based seed model SM1000_FOF3000, wherein the growth via mergers is small. We then explore different accretion models. In the left panel, we keep $\alpha = 1$ and $\epsilon_r = 0.2$ fixed, and show the BH growth histories for different values of f_{edd} between 1–100. In the right panel, we consider different combinations of $\alpha = 1 - 10000$ and $\epsilon_r = 0.2$ & 0.1. In the absence or lack of mergers, accretion alone can assemble a $10^9 M_\odot$ BH at $z \sim 6$ only if we enhance the maximum allowed accretion rate compared to the TNG accretion model. This can be achieved by either allowing for super-Eddington accretion rate, or by reducing the radiative efficiency. In contrast, a higher Bondi boost alone does not sufficiently enhance BH growth to assemble a $z \sim 6$ quasar.

be produced unless we enhance the maximum allowed accretion rate (by factors $\gtrsim 10$) within these extreme overdense regions by either increasing the Eddington factor or decreasing the radiative efficiency. Notably, this result is consistent with the recent work of (Hu et al. 2022) which uses semi-analytic approach to produce $z \sim 6$ quasars using super-Eddington accretion, from both light ($10 M_\odot$) and heavy seeds ($10^5 M_\odot$).

3.4 Impact of seed model on BH growth for ‘growth optimized’ accretion parameters

Given that some of these BH accretion models can produce massive BHs by $z \sim 6$ without an early boost from BH mergers, we now explore what happens when these ‘growth optimized’ accretion parameters are combined with merger-driven growth from less restrictive BH seed mod-

els. In the left panel of Figure 11, we take the accretion model $\alpha = 1, \epsilon_r = 0.2$ & $f_{\text{edd}} = 10$, and compare the BH growth histories for two seed models with $M_{\text{sf,mp}} = 5$ & 1000 (SM5_FOF3000 & SM1000_FOF3000 respectively). We have already seen that SM1000_FOF3000 produces a $\sim 10^9 M_\odot$ BH with $\sim 10^{47} \text{ erg s}^{-1}$ luminosity at $z = 6$ even in the absence of significant number of mergers. We now examine whether the substantial merger-driven growth of SM5_FOF3000 leads to any further increase in the $z = 6$ BH mass much beyond $\sim 10^9 M_\odot$, when combined with super-Eddington accretion of $f_{\text{edd}} = 10$. The SM5_FOF3000 model grows BHs via mergers to $\sim 10^7 M_\odot$ by $z \sim 9$, which is a factor of ~ 500 higher than the SM1000_FOF3000 model. Despite this large difference in masses, the luminosities are similar in both models, such that the higher-mass BH in SM5_FOF3000 has a lower Eddington ratio. By $z = 6$, the

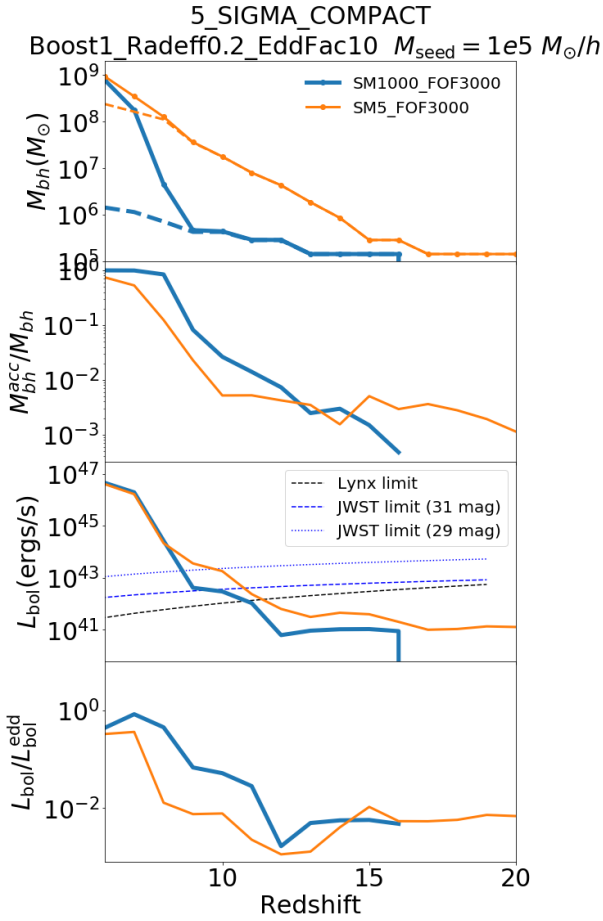


Figure 11. Here we consider the model `Boost1_Radeff0.2_Eddfac10` that can already grow a $z \sim 6$ quasar via accretion alone, and then investigate the impact of enhancing the number of seeds and mergers on the final BH mass at $z = 6$. Blue lines correspond to $\tilde{M}_{\text{sf,mp}} = 1000$ (`SM1000_FOF3000`), which does not produce many seeds and mergers. Orange lines correspond to $\tilde{M}_{\text{sf,mp}} = 5$ (`SM5_FOF3000`) which does produce a substantial number of seeds and mergers. We find that in models such as `Boost1_Radeff0.2_Eddfac10` wherein BHs can already grow to $\sim 10^9 M_\odot$ via accretion alone, introducing more seeds and mergers (by reducing $\tilde{M}_{\text{sf,mp}}$) does not lead to any further increase in the final BH mass at $z = 6$. In the 3rd panel, the black dashed line is the detection limit of 10^{-19} ergs $\text{cm}^{-2} \text{s}^{-1}$ of the Lynx 2 – 10 keV band, derived using bolometric corrections adopted from [Vasudevan & Fabian \(2007\)](#). The blue dashed and dotted lines are JWST detection limits of 31 and 29th apparent magnitude for exposure times of 10^5 and 10^4 s respectively (same as those assumed in [Vogelsberger et al. 2020b](#)), with bolometric correction adopted from [Elvis et al. \(1994\)](#). Therefore, JWST and Lynx observations of the quasar progenitors at $z \sim 9 - 10$ could potentially contain signatures of their seeding environments.

BH in `SM5_FOF3000` reaches a mass of $\sim 10^9 M_\odot$, similar to `SM1000_FOF3000`. To summarize, if a given model is already producing a $\sim 10^9 M_\odot$ BH at $z \sim 6$ via accretion alone, boosting the merger-driven BH growth by forming more seeds does not further increase the final $z = 6$ BH mass by a significant amount.

The results from Figure 11 also imply that if the accretion model is such that $z \sim 6$ quasars can be assembled via accretion alone, multiple sets of seed models can pro-

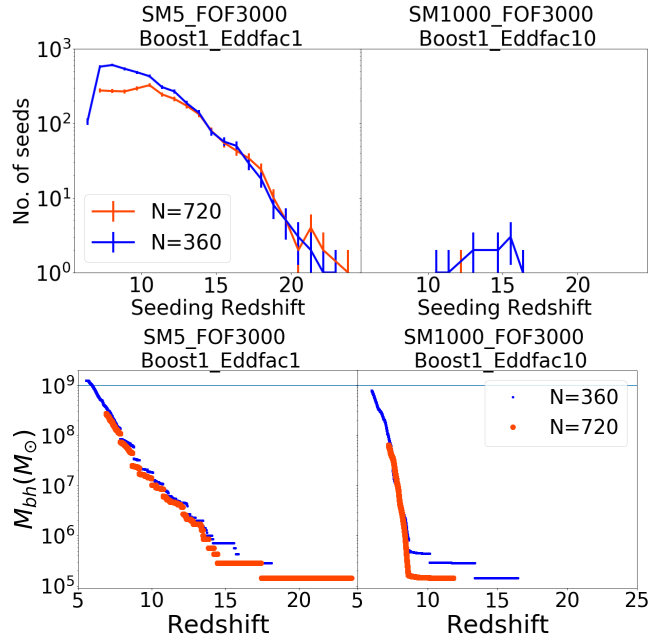


Figure 12. Top and bottom panels show the total number of seeds formed and growth of the most massive BH respectively for $M_{\text{seed}} = 10^5 M_\odot/h$ at two different resolutions, namely $N = 360$ and $N = 720$. We show the resolution convergence for two distinct seed models which produce a $\sim 10^9 M_\odot$ BH by $z = 6$. Left panels correspond to the least restrictive seeding model of $\tilde{M}_{\text{sf,mp}} = 5$, $\tilde{M}_h = 3000$, wherein mergers substantially dominate the growth at $z \gtrsim 9$ and accretion model is Eddington limited with $\alpha = 1$, $\epsilon_r = 0.2$, $f_{\text{edd}} = 1$. The right panels correspond to the much more restrictive seed model of $\tilde{M}_{\text{sf,mp}} = 1000$, $\tilde{M}_h = 3000$ with insignificant merger-driven growth; the accretion model corresponds to $\alpha = 1$, $\epsilon_r = 0.2$, $f_{\text{edd}} = 10$. In both the seed models, the final BH masses at $z \sim 7$ are similar for $N = 360$ and $N = 720$.

duce the observed $z \sim 6$ quasars. In such a case, the $z \sim 6$ quasar observations alone may not be able to constrain BH seed models. However, the progenitors of these quasars at $z \gtrsim 9$ can have significantly different assembly histories depending on the seed model, particularly in terms of the contribution from BH mergers. In fact, `SM5_FOF3000` naturally predicts a ~ 100 times higher number of mergers compared to `SM1000_FOF3000`. Moreover, these merging progenitors will likely include the most massive black holes at their respective redshift. Therefore, detection of the loudest LISA events at $z \gtrsim 9$ are likely to provide strong constraints for seed models. In terms of electromagnetic observations, the AGN progenitors are above of the detection limits of Lynx and JWST (with limiting apparent magnitude of 31) up to $z \sim 10$; this is true for both `SM5_FOF3000` and `SM1000_FOF3000` models (revisit 3rd row of Figure 11). However, the difference in luminosities produced by both seed models is within a factor of ~ 10 , corresponding to a magnitude difference of only ~ 2.5 . Therefore, it is likely going to be difficult to find imprints of seed models within Lynx and JWST observations of the brightest AGN at higher redshifts ($z \gtrsim 9$).

3.5 BH growth at higher resolutions

We have thus far presented results at our fiducial resolution of $N = 360$, corresponding to gas mass resolution of $\sim 10^5 M_\odot/h$. While we were able to explore a wide range of models at this resolution at reasonable computational cost, we demonstrated in Bhowmick et al. (2021b) that our gas-based seed models start to become reasonably well converged only at resolutions $\lesssim 10^4 M_\odot/h$. Therefore, it is imperative to perform a resolution convergence test by running some of these simulations at gas mass resolutions of $\sim 10^4 M_\odot/h$ ($N = 720$). Particularly, we consider the seed models SM5_FOF3000 with $\alpha = 1, \epsilon_r = 0.2, f_{\text{edd}} = 1$, and SM1000_FOF3000 with $\alpha = 1, \epsilon_r = 0.2, f_{\text{edd}} = 10$, both of which successfully produced a $\sim 10^9 M_\odot$ quasar by $z \sim 6$. Due to computational reasons, we could only run the higher resolution simulations ($N = 720$) to $z = 7$.

The results are shown in Figure 12, where they are compared to the lower resolution runs ($N = 360$). Let us start with SM5_FOF3000 (left panels), which produces enough seeds to allow for substantial amounts of merger-driven BH growth. The number of seeds formed (Figure 12: top left panel) is similar between $N = 360$ & 720 for $z \gtrsim 12$. As shown in Bhowmick et al. (2021b), at these redshifts, seeding is largely driven by the proliferation of new star forming regions (star formation is reasonably well converged between gas mass resolutions of $\lesssim 10^5 M_\odot/h$). At $z \lesssim 12$, the higher resolution simulation produces a somewhat lower number of seeds (by factors up to ~ 5). The slower resolution convergence at $z \sim 7 - 12$ is also fully consistent with the zoom simulations of Bhowmick et al. (2021b). It is due to the markedly stronger metal dispersion for higher resolutions, which causes a stronger suppression of seeding at $z \sim 7 - 12$ relative to lower resolution simulations. Nevertheless, the final $z = 7$ BH mass of $\sim 10^8 M_\odot/h$ assembled by the higher resolution simulation (Figure 12: bottom left panel), is only slightly smaller (by a factor of ~ 1.5) compared to the lower resolution simulation. This strongly indicates that even at higher resolutions, the SM5_FOF3000 seed model would be able to assemble a $\sim 10^9 M_\odot$ by $z = 6$.

Now let us focus on the SM1000_FOF3000 model (with $f_{\text{edd}} = 10$), where the merger-driven BH growth is minimal and super-Eddington growth is used to produce a $\sim 10^9 M_\odot$ by $z = 6$. Here, the higher resolution run ($N = 720$) produces only 1 seed, whereas the lower resolution produced ~ 10 seeds (Figure 12: top right panel). This is also consistent with our findings in Bhowmick et al. (2021b) where we showed that resolution convergence becomes poorer as seed models become more restrictive with higher $\tilde{M}_{\text{sf,mp}}$. Despite this, the accretion-driven BH growth at $z \lesssim 9$ assembles a BH mass close to $\sim 10^8 M_\odot$ by $z \sim 7$ for both $N = 720$ & 360 resolutions (Figure 12: bottom right panel). Overall, we find that the BH models which successfully produce a $z \gtrsim 6$ quasar at our fiducial resolution ($N = 360$), will likely continue to do so at even higher resolutions.

3.6 DCBHs as possible seeds of $z \gtrsim 7$ quasars

Here we use the higher resolution simulations ($N = 720$) to investigate the possibility of DCBHs as candidates for the seeds of the $z \gtrsim 6$ quasars. The conditions for their formation are very restrictive due to the requirement of high LW flux

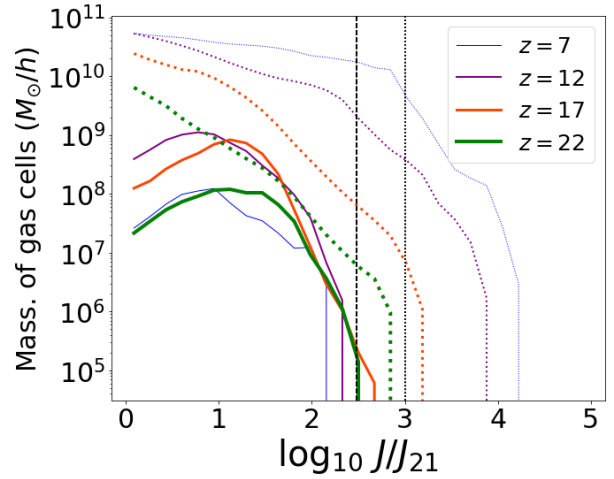


Figure 13. Total mass of gas cells illuminated by LW photons originating from Pop II ($0.001 < Z < 0.1 Z_\odot$) and Pop III ($Z < 0.001 Z_\odot$) stars within bins of various flux values shown in the x-axis. These are runs at $N = 720$ (higher than the fiducial resolution). Dotted lines correspond to all gas cells and solid lines correspond to dense, metal poor gas cells. Black vertical lines correspond to flux thresholds of $J_{\text{crit}} = 300 J_{21}$ (dashed) and $J_{\text{crit}} = 1000 J_{21}$ (dashed). When we look at all gas cells, flux values can reach up to $\sim 10^4 J_{21}$. However, within dense, metal poor regions, flux values reach only up to $\sim 300 J_{21}$. Therefore, for direct collapse black hole (DCBHs) seeds to form in our constrained regions, the critical LW flux values need to be less than $\sim 300 J_{21}$. One-zone chemistry models and high resolution hydrodynamic simulations predict significantly higher critical flux ($\gtrsim 1000 J_{21}$).

incident upon dense, pristine gas. In particular, small scale hydrodynamic simulations (Shang et al. 2010) and one-zone chemistry models (Sugimura et al. 2014; Wolcott-Green et al. 2017) infer critical LW fluxes to be $\gtrsim 10^3 J_{21}$. In the zoom simulations of (Bhowmick et al. 2021a) that contained a 3.3σ overdense peak (for a target halo mass of $3.5 \times 10^{11} M_\odot/h$ at $z = 5$), the highest LW flux incident within dense, metal poor gas was $\sim 100 J_{21}$. The work showed that the bulk of the $z \gtrsim 6$ SMBH population may be difficult to explain via the DCBH seeding channel.

We investigate whether DCBHs can form in the 5SIGMA_COMPACT region, which is much more extreme compared to the region probed in Bhowmick et al. (2021a). Figure 13 shows the distribution of LW intensities at various redshifts, across all gas cells (dotted lines) as well as dense, metal poor gas cells (solid lines). In general, the LW intensities can be as high as $\sim 10^4 J_{21}$. However, when we exclusively look at dense, metal poor gas, the LW intensities span only up to $\sim 300 J_{21}$. When we apply a critical flux threshold of $\sim 300 J_{21}$ for seeding (SM5_FOF3000_LW300), only a handful of seeds are formed (Figure 14: upper right panel). For higher critical fluxes e.g. $\sim 10^3 J_{21}$, there is no DCBH seed formation. Therefore, our model can support DCBHs as potential candidates for the seeds of $z \gtrsim 6$ quasars only if the critical LW flux is $\lesssim 300 J_{21}$. Secondly, due to the absence of any significant merger-driven BH growth, to produce $z \sim 6$ quasars from these very few DCBH seeds, we need to enhance the maximum allowed accretion rate compared to the TNG accretion model by allowing for super-Eddington accretion or reducing the radiative efficiency (as

follows from the results of Section 3.3). As an example, the lower right panel of Figure 14 shows the growth of a DCBH seed ($J_{\text{crit}} = 300 J_{21}$) to $\sim 10^8 M_{\odot}/h$ by $z = 7$ via super-Eddington accretion with $f_{\text{edd}} = 10$. Given the trends from the lower resolution $N = 360$ simulations, we expect the BH to continue growing to $\sim 10^9 M_{\odot}$ by $z = 6$.

3.7 Impact of seed mass on the formation of $z \gtrsim 6$ quasars

At our fiducial resolution ($N = 360$), we were able to probe seed masses of 10^5 & $8 \times 10^5 M_{\odot}/h$. The higher resolution simulations ($N = 720$) allow us to probe seed masses down to $\sim 10^4 M_{\odot}$. In Figure 14, we reduce the seed mass from $10^5 M_{\odot}/h$ to $1.25 \times 10^4 M_{\odot}/h$ and study its impact on the final BH mass at $z = 7$. We again consider two models that have been shown to successfully produce a $\sim 10^9 M_{\odot}/h$ at $z \sim 6$. We start with the SM5_FOF3000 model (left panels) where there is substantial amount of merger-driven BH growth. Here we see that the $1.25 \times 10^4 M_{\odot}/h$ seeds form ~ 8 times more abundantly compared to $1 \times 10^5 M_{\odot}/h$ seeds. As a result, $1.25 \times 10^4 M_{\odot}/h$ seeds undergo more mergers and grow to similar masses as $1 \times 10^5 M_{\odot}/h$ seeds by $z \sim 7$ (as also seen in Bhowmick et al. 2021b). At $z = 7$, both the seed masses assemble a $\sim 10^8 M_{\odot}$ BH.

Next, we consider the model SM5_FOF3000_LW300 which adds a LW flux criterion with $J_{\text{crit}} = 300 J_{21}$. This model (as seen in the previous section) is so restrictive that only a handful of seeds are formed in the entire simulation box (Figure 14: top right panel). Here we allow for super-Eddington accretion with $f_{\text{edd}} = 10$ (see Figure 14: bottom right panel). We can see that for $M_{\text{seed}} = 10^5 M_{\odot}/h$, there are no mergers in its history; and for $M_{\text{seed}} = 1.25 \times 10^4 M_{\odot}/h$, there is only one merger. In the absence of mergers, there is no appreciable growth of these seeds at $z \gtrsim 9$. Despite that, both $10^5 M_{\odot}/h$ and $1.25 \times 10^4 M_{\odot}/h$ seeds grow to $\sim 10^8 M_{\odot}/h$ via accretion between $z \sim 9 - 7$.

To summarize, whether we consider models where $z \sim 6$ quasars are formed either with the help of BH mergers, or gas accretion alone, the mass assembled at $z \sim 6 - 9$ is not sensitive to the seed mass between $10^4 - 10^6 M_{\odot}/h$. Note however that we are not able to probe seed masses below $\sim 10^4 M_{\odot}$ due to resolution limitations. It is possible that these lowest mass seeds ($\sim 10^2 - 10^3 M_{\odot}$) may not be able to grow into the $z \gtrsim 6$ quasars, particularly in the absence or lack of mergers; we shall investigate this in future studies.

3.8 Comparison with other theoretical works

Here, we compare our results to other theoretical works that have explored the formation of the $z \gtrsim 6$ quasars. We will first compare with hydrodynamic simulations, where we note that most of the existing work has so far used seed models that are only based on halo mass. Our simulations using the TNG seed model therefore provide the most direct comparison to such studies. We start with the constrained simulations of N21 produced using the MP-GADGET code (Feng et al. 2018) with the BlueTides galaxy formation model (Feng et al. 2016). Their primary constrained peak (referred to as BIG-BH in their work) is very similar to 5SIGMA_COMPACT. Their seed model is also similar to the TNG seed model; they adopt the

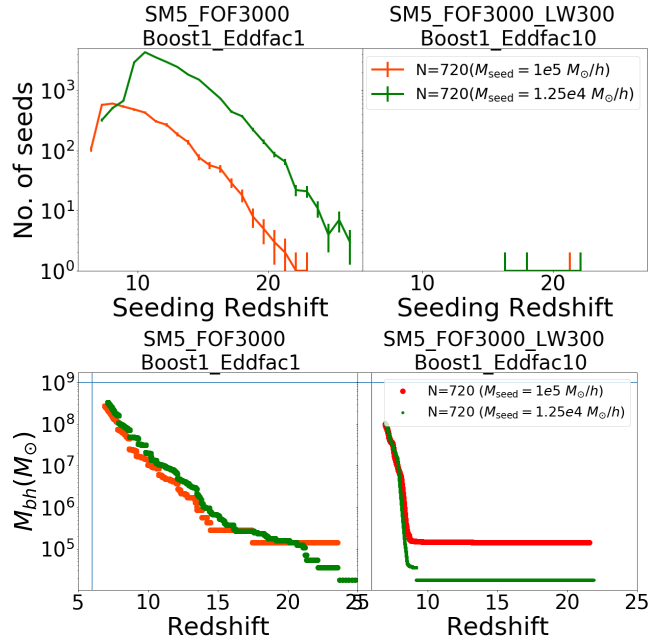


Figure 14. Top and bottom panels, respectively, show the number of seeds and BH mass growth at $N = 720$ for two different seed masses of $M_{\text{seed}} = 10^5$ & $1.25 \times 10^4 M_{\odot}/h$. Left panels correspond to the least restrictive seeding model of $\tilde{M}_{\text{sf,mp}} = 5$, $\tilde{M}_{\text{h}} = 3000$, wherein mergers substantially dominate the growth at $z \gtrsim 9$ and accretion rate is Eddington limited. Here, $1.25 \times 10^4 M_{\odot}/h$ seeds form and merge ~ 8 times more frequently than $1 \times 10^5 M_{\odot}/h$ seeds. Both seed masses grow to similar mass BHs by $z \sim 7$. The right panels correspond to the much more restrictive seed model of $\tilde{M}_{\text{sf,mp}} = 5$, $\tilde{M}_{\text{h}} = 3000$ and critical LW flux of $300 J_{21}$; the accretion model is given by $\alpha = 1$, $\epsilon_r = 0.2$, $f_{\text{edd}} = 10$. Here, the merger-driven growth is insignificant. Regardless, both seed masses produce similar mass BHs by $z \sim 7$.

same halo mass threshold for seeding ($> 5 \times 10^{10} M_{\odot}/h$), but with a slightly smaller seed mass of $5 \times 10^5 M_{\odot}/h$. Notably, their simulation produced a $\sim 3 \times 10^8 M_{\odot}$ BH by $z = 7$, which is significantly higher than the predictions in our simulations with the TNG seeding and accretion model. But N21 uses a lower radiative efficiency of $\epsilon_r = 0.1$ and a Bondi boost factor of $\alpha = 100$, which we have already shown to produce a much stronger growth compared to the TNG accretion model (revisit Figure 10: right panel). Additionally, they also have a higher Eddington factor of $f_{\text{edd}} = 2$.

We perform a more direct comparison to N21 in Figure 15 by simulating a box identical to their work, particularly in terms of volume (20 Mpc/h box length), resolution ($N = 352$), initial condition (BIG-BH) and the BH seed model ($5 \times 10^5 M_{\odot}/h$ seeds in $> 5 \times 10^{10} M_{\odot}/h$ halos). If we apply the TNG accretion model ($\alpha = 1$, $f_{\text{edd}} = 1$, $\epsilon_r = 0.2$), our BIG-BH simulation assembles a BH of mass $\sim 10^7 M_{\odot}$ by $z = 7$ (Figure 15: purple line); this is ~ 30 times smaller than the N21 predictions (similar to that of 5SIGMA_COMPACT). Next, if we individually adjust each of these accretion parameters (Figure 15: pink, green and blue lines) to the N21 values (one parameter at a time), we find that they all lead to notable enhancement in the BH growth (as also seen in Section 3.3 for SM1000_FOF3000). Finally, if all the accretion parameters in our simulations are simultaneously set to

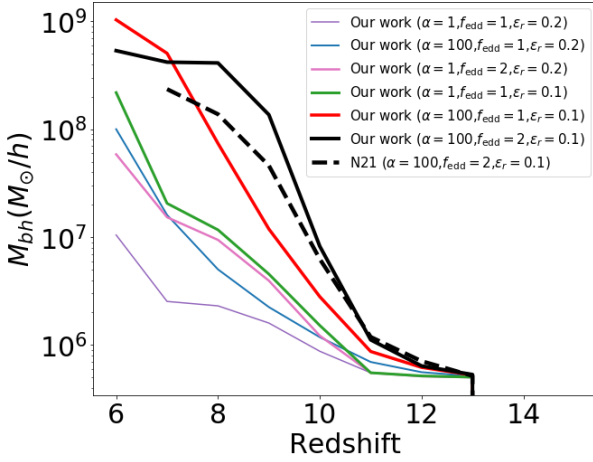


Figure 15. Comparison between the BH growth histories for the constrained runs in our work vs [Ni et al. \(2021\)](#) (hereafter N21). Their simulations were run using the MP-GADGET code ([Feng et al. 2018](#)) with the galaxy formation model adopted from the BlueTides simulation ([Feng et al. 2016](#)). Solid lines show predictions from our simulations, and the dashed line is the prediction from N21. To make a fair comparison, we tune our simulation box, initial conditions to be the same as that used in N21 (box size of 20 Mpc/h with $N = 352$). We also use the same “halo mass based” seeding prescription as N21, with $5 \times 10^5 M_\odot/h$ seeds placed inside $> 5 \times 10^{10} M_\odot/h$ halos. Our fiducial model (with $\alpha = 1, f_{\text{edd}} = 1, \epsilon_r = 0.2$) assembles a significantly lower BH mass (by factors of ~ 30) compared to N21. This difference is due to the combined effect of the higher Bondi boost factor and Eddington factor, as well as lower radiative efficiency used in N21. In fact, when we use the same accretion parameters as N21 ($\alpha = 100, f_{\text{edd}} = 2, \epsilon_r = 0.1$), we produce a slightly higher (by factor of ~ 2) mass BH compared to their work.

be the same as N21 (Figure 15: black line), we produce a $\sim 5 \times 10^8 M_\odot$ BH by $z = 7$, which is only slightly higher than the N21 predictions. Overall, our results are broadly consistent with N21. The same general conclusion also applies to the comparison with the results of [Huang et al. \(2020\)](#), which performs constrained runs using MP-GADGET similar to that of N21. Notably, they find that the final mass at $z \sim 6$ is insensitive to the seed mass for $\sim 5 \times 10^4 - 5 \times 10^5 M_\odot/h$ seeds, which is consistent with our findings.

The zoom simulations of [Sijacki et al. \(2009\)](#), [Feng et al. \(2014\)](#) and [Costa et al. \(2014\)](#) adopted a Bondi boost factor of 100 and radiative efficiencies of 0.05–0.1; with this accretion model, they successfully produced the $z \sim 6$ quasars without the need for mergers or super-Eddington accretion, consistent with our results. [Zhu et al. \(2020\)](#) performed zoom simulations targeting the formation of a $\sim 10^{13} M_\odot$ halo at $z = 6$. In their fiducial model, they placed $10^5 M_\odot/h$ seeds in $10^{10} M_\odot/h$ halos. These seeds grew via Eddington limited Bondi accretion ($\alpha = 1, f_{\text{edd}} = 1$) with radiative efficiency of $\epsilon_r = 0.1$. With this model, they were able to grow a $\sim 10^9 M_\odot$ BH by $z = 6$ without the help of substantial merger-driven BH growth, super-Eddington accretion, or a Bondi boost. They achieve somewhat faster BH growth compared to our simulations, which only assembles a $\sim 2 \times 10^8 M_\odot$ BH by $z = 6$ if $\epsilon_r = 0.1$ is applied without a Bondi boost (see green line in Figure 15). While it is not clear what may be causing the difference between our results and [Zhu et al. \(2020\)](#),

it may be attributed to differences in the implementation of other aspects of the galaxy formation model such as metal enrichment and stellar feedback. However, when they increased their radiative efficiency to 0.2, their final BH mass at $z = 6$ dramatically decreased to $\sim 4 \times 10^7 M_\odot$, consistent with our findings. Finally, early work by [Li et al. \(2007\)](#) also produced a $\sim 10^9 M_\odot$ quasar with $\epsilon_r = 0.1$ and $\alpha = 1, f_{\text{edd}} = 1$ within a $8 \times 10^{12} M_\odot$ halo at $z = 6.5$. Notably, their host halo was assembled after a series of 8 major mergers between $z \sim 14 - 6.5$. Their results therefore highlighted yet another formation pathway for high- z quasars i.e. via a series of intermittent rapid growths driven by major mergers.

Similar to [Zhu et al. \(2020\)](#), [Lupi et al. \(2019\)](#) was also able to produce a $\sim 10^9 M_\odot$ by $z \sim 6$ with Eddington limited Bondi accretion and radiative efficiency of 0.1, without applying a Bondi boost factor. This may be due to their adopted thermal feedback efficiency of 0.005, which is significantly smaller than values ($\sim 0.05 - 0.15$) adopted for most other works including ours. The very recent work of [Valentini et al. \(2021\)](#) considered even lower radiative efficiencies of 0.03, allowing them to grow BHs to $\sim 10^9 M_\odot$ by $z \sim 6$ via feedback regulated Bondi accretion without the need of a Bondi boost factor. Lastly, Radiation hydrodynamics zoom simulations of [Smidt et al. \(2018\)](#) also adopted a radiative efficiency of 0.1 and is able to assemble a $\sim 10^9 M_\odot$ BH by $z \sim 7$ despite gas accretion being sub-Eddington (and no substantial contribution from BH mergers) for almost the entire growth history; however it is difficult to compare their results to our work since they adopted the alpha disk formalism (see Eq. (2) of [Debuhr et al. 2010](#)) to calculate the BH accretion rate, where there is no explicit dependence on BH mass.

While previous hydrodynamic simulations probing $z \gtrsim 6$ quasars have mostly adopted halo mass based prescriptions for seeding, SAMs have been able to explore a broader range of seeding channels (and seed masses) with more physically motivated seeding criterias (for example, [Sesana et al. 2007](#); [Volonteri & Natarajan 2009](#); [Barausse 2012](#); [Valiante et al. 2018](#); [Ricarte & Natarajan 2018](#); [Dayal et al. 2019](#); [De-Graf & Sijacki 2020](#)). Here we shall compare with works that have used SAMs to make predictions specific to the $z \gtrsim 6$ quasars. [Valiante et al. \(2016\)](#) and [Sassano et al. \(2021\)](#) used the GAMETE/QS0dust data constrained SAM (introduced in [Valiante et al. 2016](#)) to trace the formation of a $\sim 10^9 M_\odot$ BH along the merger tree of a $10^{13} M_\odot/h$ halo at $z = 6.42$. They find that heavy seeds ($\sim 10^5 M_\odot/h$) contribute the most to the formation of $z \gtrsim 6$ quasars compared to light ($\sim 10^2 M_\odot/h$) and intermediate seeds ($\sim 10^3 M_\odot/h$). While we cannot probe light and intermediate seeds, their results for the heavy seeds do not conflict with our findings. They also apply a radiative efficiency of 0.1 combined with a Bondi boost factor of 50–150, and are able to assemble $z \sim 6$ quasars without substantial contributions from BH mergers or super-Eddington accretion. This is fully consistent with our results, and also with results from other hydrodynamic simulations.

Overall, we find that the differences between our results with IllustrisTNG physics and the results from most previous works, are largely originating from differences in the modeling of BH accretion and feedback. This also brings to light that when the default IllustrisTNG physics is applied to such extreme overdense regions, it is much more difficult to form $z \sim 6$ quasars compared to the physics adopted in

other simulations and SAMs. This is primarily due to the TNG accretion model which has a higher radiative efficiency of 0.2 (most works adopt a value of 0.1). At the same time, the lack of a Bondi boost also slows the BH growth even further (most works adopted a value of 100) in the TNG accretion model. Note that the uncertainties within the modeling of BH accretion are significant, particularly at high redshifts wherein the gas environments are likely to be very different compared to the assumptions underlying the Bondi accretion model. Additionally, the radiative efficiencies are also poorly constrained. To that end, different subgrid models are better or worse at reproducing different aspects of the observed SMBH and galaxy populations (e.g. [Habouzit et al. 2021, 2022b](#)). Moving forward, it will be necessary to build better subgrid models with fewer modeling uncertainties, as well as improving the observational constraints particularly on high- z SMBHs.

4 DISCUSSION AND CONCLUSIONS

In this work, we have studied the implications of the *IllustrisTNG* galaxy formation model on the brightest $z \gtrsim 6$ quasar population, particularly in the context of different BH seeding models. These extremely rare ($\sim 1 \text{ Gpc}^{-3}$) objects have grown to masses of $\sim 10^9 - 10^{10} M_\odot$ (comparable to the most massive $z \sim 0$ SMBHs) within the first Gyr since the Big Bang; this is difficult to achieve in general, and it is likely to place strong constraints on models for BH formation and growth.

We explore the following seeding prescriptions:

- TNG seed model: This is the default “halo mass based” prescription used within the *IllustrisTNG* simulation suite, where we place $8 \times 10^5 M_\odot/h$ seeds in $> 5 \times 10^{10} M_\odot/h$ halos.
- gas-based seed models: Here we place seeds ($M_{\text{seed}} = 1.25 \times 10^4, 1 \times 10^5 \text{ \& } 8 \times 10^5 M_\odot/h$) in halos that exceed critical thresholds for halo mass and dense, metal poor gas mass (represented by \tilde{M}_h and $\tilde{M}_{\text{sf,mp}}$ respectively in the units of M_{seed}). We also explore models where the dense, metal poor gas is required to have LW fluxes above a critical value J_{crit} .

With the above seeding prescriptions, we probe the possible formation of the $z \sim 6$ quasars (defined as $\sim 10^9 M_\odot$ BHs with luminosities of $\sim 10^{47} \text{ erg s}^{-1}$) within extremely rare peaks in the density field using the technique of constrained Gaussian realizations. This technique allows us to constrain the peak of the density field so as to assemble $\gtrsim 10^{12} M_\odot/h$ halos by $z \sim 7$ within a simulation volume of $(9 \text{ Mpc}/h)^3$. Having a relatively small simulation volume allows us to build a large simulation suite exploring a variety of density peak parameters as well as seeding parameters.

We reproduce findings from previous work (N21) showing that BH growth is most efficient at density peaks that have high compactness and a low tidal field. In fact, a highly compact 5σ peak at $1.0 \text{ Mpc}/h$ with low tidal field (**5SIGMA_COMPACT**) produces a more massive BH (by factors of ~ 2) compared to a typical 6σ peak at $1.3 \text{ Mpc}/h$ (**6SIGMA**). The reason for this is two-fold: First, the target $z = 7$ halo in **5SIGMA_COMPACT** has more massive progenitors than that of **6SIGMA**, allowing seeds to form in potentially higher numbers and boosting the merger-driven BH

growth. Second, the **5SIGMA_COMPACT** region forms a more compact gas cloud which falls towards the BH more symmetrically from all directions compared to **6SIGMA**; this leads to higher gas densities in their neighborhood and boosts the accretion-driven BH growth.

Despite the enhanced accretion and merger-driven BH growth in **5SIGMA_COMPACT**, we find that when the TNG seed model is used, the final mass of the central BH in the target halo at $z = 6$ is only $\sim 5 \times 10^7 M_\odot$ with luminosities of $\sim 10^{45} \text{ erg s}^{-1}$. This significantly falls short of producing an observed $z \sim 6$ quasar i.e. a $\sim 10^9 M_\odot$ BH with a bolometric luminosity of $\sim 10^{47} \text{ erg s}^{-1}$. But when we apply the more physically motivated gas-based seeding prescription where BHs are seeded in halos with minimum star forming metal poor gas mass of 5 times the seed mass and a total halo mass of 3000 times the seed mass ($\tilde{M}_{\text{sf,mp}} = 5$ and $\tilde{M}_h = 3000$), we find that there is a substantial amount of the merger-driven BH growth at $z \gtrsim 10$ compared to the TNG seed model. As a result, the BH assembles a mass of $\sim 10^9 M_\odot$ at $z = 6$ and grows close to the Eddington limit with a bolometric luminosity of $\sim 10^{47} \text{ erg s}^{-1}$. This is consistent with the observed $z \sim 6$ quasars, and is achievable for all seed mass values between $\sim 10^4 - 10^6 M_\odot/h$. Lastly, note that this can also be achieved by enhancing merger-driven growth within halo-mass based seed models (like TNG seed model) by sufficiently reducing the halo mass threshold.

Notably, there are two distinct phases in the BH growth in our simulations: 1) $z \gtrsim 9$ when the BH growth is predominantly driven by BH mergers, and 2) $z \sim 9 - 6$ when gas accretion dominates the BH growth. To form a $z \gtrsim 6$ quasar within a universe with *IllustrisTNG* physics, the BH growth has to be boosted by BH mergers at $z \gtrsim 9$. Amongst all the seed models we explored, only the one with $\tilde{M}_{\text{sf,mp}} = 5$ and $\tilde{M}_h = 3000$ provides enough mergers to assemble $z \sim 6$ quasars.

For much more restrictive gas-based seed models ($\tilde{M}_{\text{sf,mp}} = 1000$ and $\tilde{M}_h = 3000$, for example), very few seeds are formed and there is little to no merger-driven growth; as a result, they fail to produce $z \sim 6$ quasars in the *IllustrisTNG* universe. However, recall that the *IllustrisTNG* model was calibrated to reproduce properties of relatively common galaxies and BHs at low redshifts. We explored the possibility of enhanced accretion in these extreme overdense regions compared to the TNG accretion model. We found that in order to form $z \sim 6$ quasars with these restrictive seed models, it is crucial to increase the maximum accretion rate (by factors $\gtrsim 10$) allowed for a BH of a given mass to grow. This can be achieved by either increasing the Eddington factor or decreasing the radiative efficiency. To that end, increasing the Bondi boost factor alone does not sufficiently boost the BH mass assembly to produce the $z \sim 6$ quasars. Lastly, note that even for such high values of $\tilde{M}_{\text{sf,mp}}$, one can enhance merger-driven BH growth by choosing a lower halo mass threshold \tilde{M}_h ; this would relax the constraints on the accretion model in producing $z \sim 6$ quasars.

Prospects for DCBH formation in the **5SIGMA_COMPACT** region are limited if the critical LW fluxes are indeed $\gtrsim 1000 J_{21}$ as predicted by one-zone chemistry models and small scale hydrodynamics simulations. This is because LW intensities within the dense, metal poor pockets of **5SIGMA_COMPACT** region do not significantly exceed $\sim 300 J_{21}$ between $z \sim 7 - 22$. **5SIGMA_COMPACT** region produces a handful of seeds for some-

what lower critical fluxes, particularly $\sim 300 J_{21}$. Even for these optimistic estimates of J_{crit} , due to the obvious lack of merger-driven BH growth, DCBHs would require one of the optimal accretion scenarios described in the previous paragraph in order to grow a $z \gtrsim 6$ quasar. As far as other theoretical seeding channels such as Pop III and NSC seeds, without being able to explicitly resolve their formation conditions, it is currently difficult to tell whether they form and merge abundantly enough to qualify as potential origins of the $z \gtrsim 6$ quasars; we shall investigate this in the future.

We note that our results are specific to features of our underlying *IllustrisTNG* galaxy formation model. They may significantly depend on the prescriptions for star formation, metal enrichment, stellar feedback and BH dynamics. Additionally, there are also several other BH seeding, accretion and feedback models beyond the ones explored in this work, that could potentially produce $z \sim 6$ quasars. Black hole accretion and feedback is a major source of uncertainty. For example, the lack of accretion-driven BH growth at $z \gtrsim 9$ may be partly influenced by the Bondi accretion model which struggles to grow low mass BHs due to the M_{bh}^2 scaling of the accretion rate. This M_{bh}^2 scaling also implies that at these early epochs when the self-regulation by feedback is relatively weak, the BH growth would be extremely sensitive to the local gas environment. This local gas environment may be impacted by other aspects of galaxy formation, such as star formation, stellar feedback (for e.g. [Habouzit et al. 2017](#)), metal enrichment and gas cooling. While the M_{bh}^2 scaling appears as a generic feature of all accretion models based on a gas capture radius ([Springel et al. 2005](#); [Pelupessy et al. 2007](#); [Booth & Schaye 2009](#)), there are also models such as gravitational torque driven accretion ([Anglés-Alcázar et al. 2017](#); [Davé et al. 2019](#)) where the scaling exponent is smaller ($M_{bh}^{1/6}$). This can significantly boost the growth of low mass BHs, but also slow down the growth of high mass BHs. As a result, it can have non-trivial implications for the feasibility of various BH models to produce $z \gtrsim 6$ quasars.

A final caveat to our results lies within our modelling of BH dynamics. In particular, due to the limited simulation resolution, we use the standard BH repositioning scheme which instantaneously relocates the BH to a nearby potential minimum. In fact, several simulations with more realistic dynamics models (e.g. [Tremmel et al. 2017](#)) have now indicated that it may be difficult for many of the seeds (particularly lower mass seeds) to sink to the local potential minima, thereby leading to a population of wandering BHs ([Tremmel et al. 2018](#); [Ricarte et al. 2021a,b](#); [Ma et al. 2021](#); [Weller et al. 2022](#)). This would have two important effects: 1) overestimating the accretion rates since the BHs may spend more time around dense gas compared to more realistic dynamics models, and 2) nearby BHs are promptly merged, thereby overestimating the merger rates at early times. In the future, we shall assess the impact of all of these caveats on the formation of $z \gtrsim 6$ quasars.

Despite the caveats, our results overall indicate a strong prospect of revealing the seeding environments for the observed $z \gtrsim 6$ quasars using upcoming facilities such as LISA. In particular, regardless of the accretion model, different seed models predict distinct merger and accretion histories for the progenitors of these quasars at $z \gtrsim 9$. These progenitors will also be amongst the most massive sources at their corresponding redshift. In addition to the strong prospect of

detecting their mergers with LISA up to $z \sim 20$, their AGN luminosities also exceed detection limits of Lynx and JWST up to $z \sim 10$. However, the difference in the predicted AGN luminosities between different seed models is small ($\lesssim 2.5$ dex in magnitude). Therefore, detecting electromagnetic signatures of seeding is going to be challenging for JWST and Lynx.

ACKNOWLEDGEMENTS

AKB thanks Dylan Nelson for valuable discussion and feedback. LB acknowledges support from NSF award AST-1909933 and Cottrell Scholar Award #27553 from the Research Corporation for Science Advancement. PT acknowledges support from NSF-AST 2008490. RW is supported by the Natural Sciences and Engineering Research Council of Canada (NSERC), funding reference #CITA 490888-16. TDM acknowledges funding from NSF AST-1616168, NASA ATP 80NSSC20K0519, NASA ATP 80NSSC18K101, and NASA ATP NNX17AK56G. This work was also supported by the NSF AI Institute: Physics of the Future, NSF PHY-2020295. YN acknowledges support from the McWilliams fellowship.

DATA AVAILABILITY

The underlying data used in this work shall be made available upon reasonable request to the corresponding author.

REFERENCES

- Anglés-Alcázar D., Davé R., Faucher-Giguère C.-A., Özel F., Hopkins P. F., 2017, *MNRAS*, **464**, 2840
 Bañados E., et al., 2018, *Nature*, **553**, 473
 Baker J., et al., 2019, arXiv e-prints, p. [arXiv:1907.06482](#)
 Barausse E., 2012, *MNRAS*, **423**, 2533
 Barnes J., Hut P., 1986, *Nature*, **324**, 446
 Bañados E., et al., 2016, *The Astrophysical Journal Supplement Series*, **227**, 11
 Begelman M. C., Volonteri M., Rees M. J., 2006, *MNRAS*, **370**, 289
 Bellovary J., Volonteri M., Governato F., Shen S., Quinn T., Wadsley J., 2011, *ApJ*, **742**, 13
 Bhowmick A. K., Blecha L., Torrey P., Kelley L. Z., Vogelsberger M., Nelson D., Weinberger R., Hernquist L., 2021a, *MNRAS*,
 Bhowmick A. K., et al., 2021b, *MNRAS*, **507**, 2012
 Booth C. M., Schaye J., 2009, *MNRAS*, **398**, 53
 Bromm V., Loeb A., 2003, *ApJ*, **596**, 34
 Chabrier G., 2003, *PASP*, **115**, 763
 Chen N., Ni Y., Tremmel M., Di Matteo T., Bird S., DeGraf C., Feng Y., 2022, *MNRAS*, **510**, 531
 Costa T., Sijacki D., Trenti M., Haehnelt M. G., 2014, *MNRAS*, **439**, 2146
 Curtis M., Sijacki D., 2016, *MNRAS*, **457**, L34
 Das A., Schleicher D. R. G., Basu S., Boekholt T. C. N., 2021a, *MNRAS*,
 Das A., Schleicher D. R. G., Leigh N. W. C., Boekholt T. C. N., 2021b, *MNRAS*, **503**, 1051
 Davé R., Anglés-Alcázar D., Narayanan D., Li Q., Rafieferantsoa M. H., Appleby S., 2019, *MNRAS*, **486**, 2827
 Davies M. B., Miller M. C., Bellovary J. M., 2011, *ApJ*, **740**, L42
 Dayal P., Rossi E. M., Shiralilou B., Piana O., Choudhury T. R., Volonteri M., 2019, *MNRAS*, **486**, 2336

- DeGraf C., Sijacki D., 2020, *MNRAS*, **491**, 4973
- Debuhr J., Quataert E., Ma C.-P., Hopkins P., 2010, *MNRAS*, **406**, L55
- Di Matteo T., Khandai N., DeGraf C., Feng Y., Croft R. A. C., Lopez J., Springel V., 2012, *ApJ*, **745**, L29
- Di Matteo T., Croft R. A. C., Feng Y., Waters D., Wilkins S., 2017, *MNRAS*, **467**, 4243
- Donnari M., et al., 2019, *MNRAS*, **485**, 4817
- Dubois Y., Pichon C., Devriendt J., Silk J., Haehnelt M., Kimm T., Slyz A., 2013, *MNRAS*, **428**, 2885
- Dubois Y., Peirani S., Pichon C., Devriendt J., Gavazzi R., Welker C., Volonteri M., 2016, *MNRAS*, **463**, 3948
- Elvis M., et al., 1994, *ApJS*, **95**, 1
- Fan X., et al., 2001, *AJ*, **122**, 2833
- Feng Y., Di Matteo T., Croft R., Khandai N., 2014, *MNRAS*, **440**, 1865
- Feng Y., Di-Matteo T., Croft R. A., Bird S., Battaglia N., Wilkins S., 2016, *MNRAS*, **455**, 2778
- Feng Y., Bird S., Anderson L., Font-Ribera A., Pedersen C., 2018, MP-Gadget/MP-Gadget: A tag for getting a DOI, [doi:10.5281/zenodo.1451799](https://doi.org/10.5281/zenodo.1451799), <https://doi.org/10.5281/zenodo.1451799>
- Fryer C. L., Woosley S. E., Heger A., 2001, *ApJ*, **550**, 372
- Gardner J. P., et al., 2006, *Space Sci. Rev.*, **123**, 485
- Genel S., et al., 2018, *MNRAS*, **474**, 3976
- Habouzit M., Volonteri M., Dubois Y., 2017, *MNRAS*, **468**, 3935
- Habouzit M., et al., 2021, *MNRAS*, **503**, 1940
- Habouzit M., et al., 2022a, *MNRAS*, **503**, 1940
- Habouzit M., et al., 2022b, *MNRAS*, **509**, 3015
- Hirano S., Hosokawa T., Yoshida N., Umeda H., Omukai K., Chiaki G., Yorke H. W., 2014, *ApJ*, **781**, 60
- Hirschmann M., Dolag K., Saro A., Bachmann L., Borgani S., Burkert A., 2014, *MNRAS*, **442**, 2304
- Hoffman Y., Ribak E., 1991, *ApJ*, **380**, L5
- Hosokawa T., Hirano S., Kuiper R., Yorke H. W., Omukai K., Yoshida N., 2016, *ApJ*, **824**, 119
- Hu H., Inayoshi K., Haiman Z., Li W., Quataert E., Kuiper R., 2022, arXiv e-prints, [p. arXiv:2204.12513](https://arxiv.org/abs/2204.12513)
- Huang K.-W., Ni Y., Feng Y., Di Matteo T., 2020, *MNRAS*, **496**, 1
- Jiang L., et al., 2016, *ApJ*, **833**, 222
- Katz N., Weinberg D. H., Hernquist L., 1996, *ApJS*, **105**, 19
- Kaviraj S., et al., 2017, *MNRAS*, **467**, 4739
- Khandai N., Di Matteo T., Croft R., Wilkins S., Feng Y., Tucker E., DeGraf C., Liu M.-S., 2015, *MNRAS*, **450**, 1349
- Kroupa P., Subr L., Jerabkova T., Wang L., 2020, *MNRAS*, **498**, 5652
- Latif M. A., Schleicher D. R. G., Hartwig T., 2016, *MNRAS*, **458**, 233
- Lee J., et al., 2020, arXiv e-prints, [p. arXiv:2006.01039](https://arxiv.org/abs/2006.01039)
- Li Y., et al., 2007, *ApJ*, **665**, 187
- Luo Y., Ardaneh K., Shlosman I., Nagamine K., Wise J. H., Begelman M. C., 2018, *MNRAS*, **476**, 3523
- Luo Y., Shlosman I., Nagamine K., Fang T., 2020, *MNRAS*, **492**, 4917
- Lupi A., Colpi M., Devecchi B., Galanti G., Volonteri M., 2014, *MNRAS*, **442**, 3616
- Lupi A., Volonteri M., Decarli R., Bovino S., Silk J., Bergeron J., 2019, *MNRAS*, **488**, 4004
- Lupi A., Haiman Z., Volonteri M., 2021, *MNRAS*, **503**, 5046
- Ma L., Hopkins P. F., Ma X., Anglés-Alcázar D., Faucher-Giguère C.-A., Kelley L. Z., 2021, *MNRAS*, **508**, 1973
- Madau P., Rees M. J., 2001, *ApJ*, **551**, L27
- Marinacci F., et al., 2018, *MNRAS*, **480**, 5113
- Matsuoka Y., et al., 2018, *ApJS*, **237**, 5
- Matsuoka Y., et al., 2019, *ApJ*, **872**, L2
- Mortlock D. J., et al., 2011, *Nature*, **474**, 616
- Naiman J. P., et al., 2018, *MNRAS*, **477**, 1206
- Nelson D., et al., 2018, *MNRAS*, **475**, 624
- Nelson D., et al., 2019, *Computational Astrophysics and Cosmology*, **6**, 2
- Ni Y., Matteo T. D., Feng Y., 2021, *MNRAS*, **503**, 1940
- Ni Y., et al., 2022, *MNRAS*, **510**, 1940
- Pakmor R., Bauer A., Springel V., 2011, *MNRAS*, **418**, 1392
- Pakmor R., Pfrommer C., Simpson C. M., Kannan R., Springel V., 2016, *MNRAS*, **462**, 2603
- Pelupessy F. I., Di Matteo T., Ciardi B., 2007, *ApJ*, **665**, 107
- Pezzulli E., Valiante R., Schneider R., 2016, *MNRAS*, **458**, 3047
- Pezzulli E., Volonteri M., Schneider R., Valiante R., 2017, *MNRAS*, **471**, 589
- Pillepich A., et al., 2018a, *MNRAS*, **473**, 4077
- Pillepich A., et al., 2018b, *MNRAS*, **475**, 648
- Pillepich A., et al., 2019, *MNRAS*, **490**, 3196
- Planck Collaboration et al., 2016, *A&A*, **594**, A13
- Reed S. L., et al., 2017, *MNRAS*, **468**, 4702
- Regan J. A., Johansson P. H., Wise J. H., 2014, *ApJ*, **795**, 137
- Regan J. A., Visbal E., Wise J. H., Haiman Z., Johansson P. H., Bryan G. L., 2017, *Nature Astronomy*, **1**, 0075
- Ricarte A., Natarajan P., 2018, *MNRAS*, **481**, 3278
- Ricarte A., Tremmel M., Natarajan P., Zimmer C., Quinn T., 2021a, *MNRAS*, **503**, 6098
- Ricarte A., Tremmel M., Natarajan P., Quinn T., 2021b, *ApJ*, **916**, L18
- Rodriguez-Gomez V., et al., 2019, *MNRAS*, **483**, 4140
- Sassano F., Schneider R., Valiante R., Inayoshi K., Chon S., Omukai K., Mayer L., Capelo P. R., 2021, *MNRAS*, **506**, 613
- Schaye J., et al., 2015, *MNRAS*, **446**, 521
- Sesana A., Volonteri M., Haardt F., 2007, *MNRAS*, **377**, 1711
- Shang C., Bryan G. L., Haiman Z., 2010, *MNRAS*, **402**, 1249
- Sijacki D., Springel V., Haehnelt M. G., 2009, *MNRAS*, **400**, 100
- Sijacki D., Vogelsberger M., Genel S., Springel V., Torrey P., Snyder G. F., Nelson D., Hernquist L., 2015, *MNRAS*, **452**, 575
- Smidt J., Whalen D. J., Johnson J. L., Surace M., Li H., 2018, *ApJ*, **865**, 126
- Smith B., Sigurdsson S., Abel T., 2008, *MNRAS*, **385**, 1443
- Smith B. D., Regan J. A., Downes T. P., Norman M. L., O'Shea B. W., Wise J. H., 2018, *MNRAS*, **480**, 3762
- Springel V., 2010, *MNRAS*, **401**, 791
- Springel V., Hernquist L., 2003, *MNRAS*, **339**, 289
- Springel V., Di Matteo T., Hernquist L., 2005, *MNRAS*, **361**, 776
- Springel V., et al., 2018, *MNRAS*, **475**, 676
- Sugimura K., Omukai K., Inoue A. K., 2014, *MNRAS*, **445**, 544
- Taylor P., Kobayashi C., 2015, *MNRAS*, **448**, 1835
- Tenneti A., Wilkins S. M., Di Matteo T., Croft R. A. C., Feng Y., 2019, *MNRAS*, **483**, 1388
- The Lynx Team 2018, arXiv e-prints, [p. arXiv:1809.09642](https://arxiv.org/abs/1809.09642)
- Torrey P., et al., 2019, *MNRAS*, **484**, 5587
- Trebitsch M., et al., 2020, arXiv e-prints, [p. arXiv:2002.04045](https://arxiv.org/abs/2002.04045)
- Tremmel M., Karcher M., Governato F., Volonteri M., Quinn T. R., Pontzen A., Anderson L., Bellovary J., 2017, *MNRAS*, **470**, 1121
- Tremmel M., Governato F., Volonteri M., Pontzen A., Quinn T. R., 2018, *ApJ*, **857**, L22
- Übler H., et al., 2021, *MNRAS*, **500**, 4597
- Valentini M., Gallerani S., Ferrara A., 2021, *MNRAS*, **507**, 1
- Valiante R., Schneider R., Salvadori S., Bianchi S., 2011, *MNRAS*, **416**, 1916
- Valiante R., Schneider R., Maiolino R., Salvadori S., Bianchi S., 2012, *MNRAS*, **427**, L60
- Valiante R., Schneider R., Salvadori S., Gallerani S., 2014, *MNRAS*, **444**, 2442
- Valiante R., Schneider R., Volonteri M., Omukai K., 2016, *MNRAS*, **457**, 3356
- Valiante R., Schneider R., Zappacosta L., Graziani L., Pezzulli E., Volonteri M., 2018, *MNRAS*, **476**, 407
- Vasudevan R. V., Fabian A. C., 2007, *MNRAS*, **381**, 1235

- Venemans B. P., et al., 2015, [MNRAS](#), **453**, 2259
- Visbal E., Haiman Z., Bryan G. L., 2014, [MNRAS](#), **445**, 1056
- Vogelsberger M., Genel S., Sijacki D., Torrey P., Springel V., Hernquist L., 2013, [MNRAS](#), **436**, 3031
- Vogelsberger M., et al., 2014a, [MNRAS](#), **444**, 1518
- Vogelsberger M., et al., 2014b, [Nature](#), **509**, 177
- Vogelsberger M., Marinacci F., Torrey P., Puchwein E., 2020a, [Nature Reviews Physics](#), **2**, 42
- Vogelsberger M., et al., 2020b, [MNRAS](#), **492**, 5167
- Volonteri M., Natarajan P., 2009, [Monthly Notices of the Royal Astronomical Society](#), **400**, 1911–1918
- Volonteri M., Dubois Y., Pichon C., Devriendt J., 2016, [MNRAS](#), **460**, 2979
- Volonteri M., et al., 2020, [MNRAS](#), **498**, 2219
- Wang F., et al., 2018, [ApJ](#), **869**, L9
- Wang F., et al., 2021, [ApJ](#), **907**, L1
- Weinberger R., et al., 2017, [MNRAS](#), **465**, 3291
- Weinberger R., et al., 2018, [MNRAS](#), **479**, 4056
- Weinberger R., Springel V., Pakmor R., 2020, [ApJS](#), **248**, 32
- Weller E. J., Pacucci F., Hernquist L., Bose S., 2022, [MNRAS](#),
- Willott C. J., et al., 2010, [AJ](#), **139**, 906
- Wise J. H., Regan J. A., O’Shea B. W., Norman M. L., Downes T. P., Xu H., 2019, [Nature](#), **566**, 85
- Wolcott-Green J., Haiman Z., Bryan G. L., 2017, [MNRAS](#), **469**, 3329
- Xu H., Wise J. H., Norman M. L., 2013, [ApJ](#), **773**, 83
- Yang J., et al., 2019, [AJ](#), **157**, 236
- Zhu Q., Li Y., Li Y., Maji M., Yajima H., Schneider R., Hernquist L., 2020, arXiv e-prints, p. [arXiv:2012.01458](#)
- van de Weygaert R., Bertschinger E., 1996, [MNRAS](#), **281**, 84