

An age-structured epidemic model with vaccination

Ruiyang Zhou¹ and Fengying Wei^{1,2*}

¹College of Mathematics and Computer Science, Fuzhou University, Wulong River North Street 2, Fuzhou, 350116, Fujian Province, PR China.

²Key Laboratory of Operations Research and Control of Universities in Fujian, Fuzhou University, Wulong River North Street 2, Fuzhou, 350116, Fujian Province, PR China.

*Corresponding author(s). E-mail(s): weifengying@fzu.edu.cn;
Contributing authors: ruiyangzhou@outlook.com;

Abstract

In this article, we construct an age-structured model for COVID-19 with vaccination and analyze it from multiple perspectives. We derive the unique disease-free equilibrium point and the basic reproduction number \mathcal{R}_0 , then we show that the disease-free equilibrium is locally asymptotically stable when $\mathcal{R}_0 < 1$, while is unstable when $\mathcal{R}_0 > 1$. We also work out endemic equilibrium points and reveal the stability. We use sensitivity analysis to explore how parameters influence \mathcal{R}_0 . Sensitivity analysis helps us develop more targeted strategies to control epidemics. Finally, this model is used to discuss the cases in Shijiazhuang, Hebei Province at the beginning of 2021. We compare reported cases with the simulation to evaluate the measures taken by Shijiazhuang government. Our study shows how age structure, vaccination and drastic containment measures can affect the epidemic.

Keywords: epidemic model, age-structured, vaccination, stability, persistence

1 Introduction

COVID-19 is an infectious disease caused by the SARS-CoV-2 virus. The main clinical characteristics have been figured out by [1]. Many people infected with the virus will experience mild to moderate respiratory illness and recover without requiring special treatment. However, some will become seriously ill and require medical attention. Older people and those with underlying medical conditions like cardiovascular disease, diabetes, chronic respiratory disease, or cancer are more likely to develop serious illnesses. Anyone can get sick with COVID-19 and become seriously ill or die at any age.

According to WHO, on November 27, 2021, there are 259 502 031 confirmed cases and 5 183 003 confirmed deaths over the world. At the same time, vaccine doses administered 7 702 859 718 on November 25, 2021. According to National Health Commission of the People's Republic of China, China has reported 98 631 confirmed cases and 4636 confirmed deaths on November 27, 2021.

There exist various kinds of mathematical models to study epidemics, such as SIR, SIRS, SEIR, and SEIRS on the transmission of diseases. Some of them is age-structured model, such as in COVID-19 epidemic[2, 3], tuberculosis transmission [4], and measles epidemics[5]. For COVID-19 epidemic, people in different ages have different clinical characteristics, so it's necessary to include age-structure into the model.

COVID-19 vaccines can produce protection against the disease. Developing immunity through vaccination means there is a reduced risk of developing the illness and its consequences. This immunity helps people fight the virus if exposed. Getting vaccinated can also protect people around. This is particularly important to protect people at increased risk for severe illness from COVID-19, such as healthcare providers, older or elderly adults, and people with other medical conditions. Some articles have studied the importance and the impact of COVID-19 vaccination, such as in [6, 7].

In this article, we study the dynamics of an age-structured epidemic model with vaccination. In this model, individuals are distinguished both by age and the stage of the disease. The formulation of the model is addressed in Section 2. We calculate \mathcal{R}_0 in Subsection 3.1. We discuss the Properties of the model near the disease-free equilibrium point in Subsection 3.2, including the disease-free equilibrium point, the basic reproduction number, and the stability of disease-free equilibrium. We study the endemic equilibrium in Subsection 3.3. We find the endemic equilibrium points and their stability. Sensitivity analysis of the model parameters is given in Section 4 to show the importance of vaccination, city lock-down, and other factors. In Section 5, we apply our model to analyze the cases in Shijiazhuang, Hebei Province. Finally, we make some discussion in Section 6 and the conclusion is drawn in Section 7.

2 Model

In this section, we consider an age-structured epidemic model in which individuals are distinguishable both by their age and the stage of the disease.

In the model, the total size of the population $N(t)$ contains 2 age groups, we use subscripts $i = 1, 2$ to stand for age group (< 60 yr) and age group (≥ 60 yr) respectively. The population in the same age group is divided into 5 clusters, including the susceptible individuals (S_i), the latent individuals (E_i), individuals with infectious (I_i), the recovered individuals (R_i) and those with vaccination (V_i). The latent class consist of individuals infected, but without an infectious status, while the infectious class consists of those with infectious status. We divide vaccinated individuals separately for figuring out the effects of vaccination in an age-structured population. So the solution as $X = (S_1, S_2, E_1, E_2, I_1, I_2, R_1, R_2, V_1, V_2)^T$, and the total population size is $N = S_1 + S_2 + E_1 + E_2 + I_1 + I_2 + R_1 + R_2 + V_1 + V_2$. The transmission diagram is given in Figure 1.

Our model is derived as follows:

$$\begin{aligned}
 \dot{S}_1 &= \Lambda - (\beta_{11}I_1 + \beta_{12}I_2)\frac{S_1}{N} - (v_1 + \mu_1 + g)S_1, \\
 \dot{S}_2 &= gS_1 - (\beta_{21}I_1 + \beta_{22}I_2)\frac{S_2}{N} - (v_2 + \mu_2)S_2, \\
 \dot{E}_1 &= (\beta_{11}I_1 + \beta_{12}I_2)\frac{S_1}{N} - (\alpha_1 + \mu_1 + g)E_1, \\
 \dot{E}_2 &= gE_1 + (\beta_{21}I_1 + \beta_{22}I_2)\frac{S_2}{N} - (\alpha_2 + \mu_2)E_2, \\
 \dot{I}_1 &= \alpha_1E_1 - (\gamma_1 + d_1 + \mu_1 + g)I_1, \\
 \dot{I}_2 &= gI_1 + \alpha_2E_2 - (\gamma_2 + d_2 + \mu_2)I_2, \\
 \dot{R}_1 &= \gamma_1I_1 - (\mu_1 + g)R_1, \\
 \dot{R}_2 &= gR_1 + \gamma_2I_2 - \mu_2R_2, \\
 \dot{V}_1 &= v_1S_1 - (\mu_1 + g)V_1, \\
 \dot{V}_2 &= gV_1 + v_2S_2 - \mu_2V_2.
 \end{aligned} \tag{1}$$

All of the parameters are assumed to be constants. We assume that $\mu_i > 0$ ($i = 1, 2$), while the others are nonnative. The description of the parameters used in the model (1) is shown on Table 1.

3 Long-term Dynamics of the Model

In this section, we give the expression of the basic reproduction number \mathcal{R}_0 , and discuss the properties of model (1) around the disease-free equilibrium point and the endemic equilibrium point and their stabilities.

3.1 Basic Reproduction Number \mathcal{R}_0

The basic reproduction number \mathcal{R}_0 describes the expected number of secondary case from primary case during the infectious period of the primary

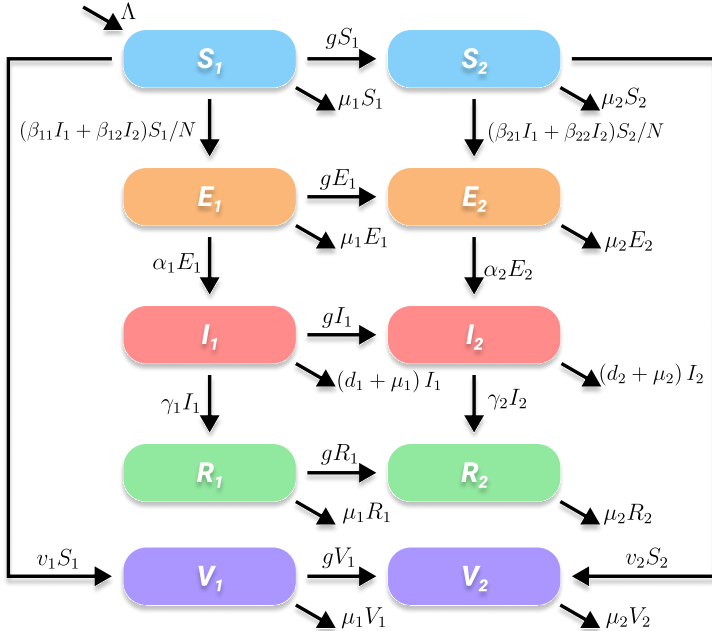


Fig. 1: Diagram for conversions between the two age group in compartments.

case, which is an important threshold parameter in studying the epidemics according to [20]. We use the method provided in [20] to calculate the basic reproduction number \mathcal{R}_0 .

Let $I_1 = I_2 = E_1 = E_2 = R_1 = R_2 = 0$. Then, model (1) can be simplified as follows:

$$\begin{aligned} \Lambda - (v_1 + \mu_1 + g)S_1^0 &= 0, & gS_1^0 - (v_2 + \mu_2)S_2^0 &= 0, \\ v_1S_1^0 - (\mu_1 + g)V_1^0 &= 0, & gV_1^0 + v_2S_2^0 - \mu_2V_2^0 &= 0. \end{aligned} \quad (2)$$

The equations (2) are linear with respect to S_1^0 , S_2^0 , V_1^0 and V_2^0 , so we derive

$$\begin{aligned} S_1^0 &= \frac{\Lambda}{g + \mu_1 + v_1}, & S_2^0 &= \frac{\Lambda g}{(\mu_2 + v_2)(g + \mu_1 + v_1)}, \\ V_1^0 &= \frac{\Lambda v_1}{(g + \mu_1)(g + \mu_1 + v_1)}, & V_2^0 &= \frac{\Lambda g(g v_2 + \mu_1 v_2 + \mu_2 v_1 + v_1 v_2)}{\mu_2(g + \mu_1)(\mu_2 + v_2)(g + \mu_1 + v_1)}, \end{aligned} \quad (3)$$

which gives a unique disease-free equilibrium point $X^0 = (S_1^0, S_2^0, 0, 0, 0, 0, 0, 0, V_1^0, V_2^0)^T$ to model (1). Further, the initial total population size is $N^0 = S_1^0 + S_2^0 + V_1^0 + V_2^0$.

Table 1: Parameters and the corresponding descriptions to model (1)

Parameters	Descriptions	Value	Reference value	Sources
ΔT	Awareness delay	21	(17, 23)	[8]
N	Shijiazhuang population	1039.42×10^4	1039.42×10^4	[9]
Λ	Recruitment rate ¹	300.82	300.82	[10]
g	Ageing rate from G1 to G2 ²	4.57×10^{-5}	-	Assumed
β_{11}	Infection rate led by I_1 ¹	(0.0014, 0.288)	(0, 0.5)	[8]
β_{12}	Infection rate led by I_2 ¹	(0.0015, 0.300)	(0, 0.5)	[8]
β_{21}	Infection rate led by I_1 ²	(0.0022, 0.440)	(0, 0.5)	[8]
β_{22}	Infection rate led by I_2 ²	(0.0020, 0.390)	(0, 0.5)	[8]
α_1	Average conversation period ¹	4	(3.53, 6.6)	[11–13]
α_2	Average conversation period ²	3	(3.53, 6.6)	[11–13]
γ_1	Average recovery period ¹	28	(13.6, 33.4)	[14, 15]
γ_2	Average recovery period ²	35	(13.6, 33.4)	[14, 15]
v_1	Vaccination rate ¹	0	-	Assumed
v_2	Vaccination rate ²	0	-	Assumed
d_1	SARS-CoV-2 death rate ¹	2.37×10^{-7}	$(1 \times 10^{-7}, 3 \times 10^{-7})$	[16–18]
d_2	SARS-CoV-2 death rate ²	1.42×10^{-5}	$(1 \times 10^{-7}, 4 \times 10^{-7})$	[16–18]
μ_1	Natural death rate ¹	2.37×10^{-7}	2.37×10^{-7}	[19]
μ_2	Natural death rate ²	1.42×10^{-5}	1.42×10^{-5}	[19]
p	Population ageing rate ²	19.38%	19.38%	[10]

¹G1 means the individuals who are under 60 years old, short for G1 (< 60 yr);

²G2 means the individuals who are over 60 years old, short for G2 (\geq 60 yr).

Firstly, the appearance of new infective individuals in compartments I and E is written as:

$$\mathcal{F}_{1 \times 10} = \left((\beta_{11}I_1 + \beta_{12}I_2) \frac{S_1}{N}, (\beta_{21}I_1 + \beta_{22}I_2) \frac{S_2}{N}, 0, 0, \dots, 0 \right). \quad (4)$$

Let $\mathcal{V} = \mathcal{V}^- - \mathcal{V}^+ = (Q_1, Q_2, Q_3, Q_4, Q_5)^T - (P_1, P_2, P_3, P_4, P_5)^T$, where \mathcal{V}^- stands for the transfer of the individuals out of compartment I and \mathcal{V}^+ stands for the transfer of the individuals into compartment I by all other means (except for the appearance of new infective individuals). The components of are respectively

$$\begin{aligned} P_1 &= ((\alpha_1 + g + \mu_1) E_1, (\alpha_2 + \mu_2) E_2), & P_2 &= ((\gamma_1 + d_1 + \mu_1 + g) I_1, (\gamma_2 + d_2 + \mu_2) I_2), \\ P_3 &= ((v_1 + \mu_1 + g) S_1, (v_2 + \mu_2) S_2), & P_4 &= ((\mu_1 + g) R_1, \mu_2 R_2), \\ P_5 &= ((\mu_1 + g) V_1, \mu_2 V_2), & Q_1 &= (0, gE_1), \\ Q_2 &= (\alpha_1 E_1, gI_1 + \alpha_2 E_2), & Q_3 &= (\Lambda, gS_1), \\ Q_4 &= (\gamma_1 I_1, gR_1 + \gamma_2 I_2), & Q_5 &= (v_1 S_1, gV_1 + v_2 S_2). \end{aligned} \quad (5)$$

6 *An age-structured epidemic model with vaccination*

We denote $Y = (E_1, E_2, I_1, I_2, S_1, S_2, R_1, R_2, V_1, V_2)$, for $i, j = 1, 2, 3, 4$ and $Y^0 = (0, 0, 0, 0, S_1^0, S_2^0, 0, 0, V_1^0, V_2^0)$, by Lemma 1 in [20], we obtain

$$F := \left(\frac{\partial \mathcal{F}_i}{\partial Y_j}(Y^0) \right)_{4 \times 4} = \begin{pmatrix} 0 & 0 & \frac{S_1^0 \beta_{11}}{N^0} & \frac{S_1^0 \beta_{12}}{N^0} \\ 0 & 0 & \frac{S_2^0 \beta_{21}}{N^0} & \frac{S_2^0 \beta_{22}}{N^0} \\ 0 & 0 & 0 & 0 \\ 0 & 0 & 0 & 0 \end{pmatrix}, \quad (6)$$

$$V := \left(\frac{\partial \mathcal{V}_i}{\partial Y_j}(Y^0) \right)_{4 \times 4} = \begin{pmatrix} \alpha_1 + \mu_1 + g & 0 & 0 & 0 \\ -g & \alpha_2 + \mu_2 & 0 & 0 \\ -\alpha_1 & 0 & \gamma_1 + d_1 + \mu_1 + g & 0 \\ 0 & -\alpha_2 & -g & \gamma_2 + d_2 + \mu_2 \end{pmatrix}, \quad (7)$$

which then yields that

$$FV^{-1} = \begin{pmatrix} \frac{S_1^0 \Sigma_{11}}{\sigma_1} & \frac{S_1^0 \alpha_2 \beta_{12}}{\sigma_2} & \frac{S_1^0 \Sigma_{13}}{\sigma_3} & \frac{S_1^0 \beta_{12}}{\sigma_4} \\ \frac{S_2^0 \Sigma_{21}}{\sigma_1} & \frac{S_2^0 \alpha_2 \beta_{22}}{\sigma_2} & \frac{S_2^0 \Sigma_{23}}{\sigma_3} & \frac{S_2^0 \beta_{22}}{\sigma_4} \\ \sigma_1 & \sigma_2 & \sigma_3 & \sigma_4 \\ 0 & 0 & 0 & 0 \\ 0 & 0 & 0 & 0 \end{pmatrix} := \begin{pmatrix} k_{11} & k_{12} & k_{13} & k_{14} \\ k_{21} & k_{22} & k_{23} & k_{24} \\ 0 & 0 & 0 & 0 \\ 0 & 0 & 0 & 0 \end{pmatrix} > 0, \quad (8)$$

where

$$\begin{aligned} \Sigma_{11} &= \beta_{11} (\alpha_1 \mu_2^2 + \alpha_1 \alpha_2 d_2 + \alpha_1 \alpha_2 \gamma_2 + \alpha_1 \alpha_2 \mu_2 + \alpha_1 d_2 \mu_2 + \alpha_1 \gamma_2 \mu_2) \\ &\quad + \beta_{12} (\alpha_2 g^2 + \alpha_1 \alpha_2 g + \alpha_2 d_1 g + \alpha_2 g \gamma_1 + \alpha_1 g \mu_2 + \alpha_2 g \mu_1), \\ \Sigma_{21} &= \beta_{21} (\alpha_1 \mu_2^2 + \alpha_1 \alpha_2 d_2 + \alpha_1 \alpha_2 \gamma_2 + \alpha_1 \alpha_2 \mu_2 + \alpha_1 d_2 \mu_2 + \alpha_1 \gamma_2 \mu_2) \\ &\quad + \beta_{22} (\alpha_2 g^2 + \alpha_1 \alpha_2 g + \alpha_2 d_1 g + \alpha_2 g \gamma_1 + \alpha_1 g \mu_2 + \alpha_2 g \mu_1), \\ \Sigma_{13} &= \beta_{11} (d_2 + \gamma_2 + \mu_2) + \beta_{12} g, \\ \Sigma_{23} &= \beta_{21} (d_2 + \mu_2) + \beta_{22} (g + \gamma_2), \\ \sigma_1 &= N^0 (\alpha_1 + g + \mu_1) (d_1 + g + \gamma_1 + \mu_1), \\ \sigma_2 &= N^0 (\alpha_2 + \mu_2) (d_2 + \gamma_2 + \mu_2), \\ \sigma_3 &= N^0 (d_1 + g + \gamma_1 + \mu_1), \\ \sigma_4 &= N^0 (d_2 + \gamma_2 + \mu_2). \end{aligned} \quad (9)$$

The characteristic equation of matrix FV^{-1} is followed

$$\lambda^2 [(\lambda - k_{11})(\lambda - k_{22}) - k_{12}k_{21}] = 0. \quad (10)$$

Then, the eigenvalues of (10) are respectively

$$\begin{aligned}\lambda_1 &= 0, \quad \lambda_2 = 0, \\ \lambda_3 &= \frac{1}{2} \left(k_{11} + k_{22} - \sqrt{k_{11}^2 - 2k_{11}k_{22} + k_{22}^2 + 4k_{12}k_{21}} \right), \\ \lambda_4 &= \frac{1}{2} \left(k_{11} + k_{22} + \sqrt{k_{11}^2 - 2k_{11}k_{22} + k_{22}^2 + 4k_{12}k_{21}} \right),\end{aligned}\quad (11)$$

with

$$k_{11}^2 - 2k_{11}k_{22} + k_{22}^2 + 4k_{12}k_{21} = (k_{11} - k_{22})^2 + 4k_{12}k_{21} > 0. \quad (12)$$

By the next generation matrix method, the basic reproduction number \mathcal{R}_0 is the spectral radius of FV^{-1} , that is:

$$\begin{aligned}\mathcal{R}_0 &= \rho(FV^{-1}) \\ &= \max \{ \lambda : \|\lambda E_4 - FV^{-1}\| = 0 \} \\ &= \frac{1}{2} \left(k_{11} + k_{22} + \sqrt{k_{11}^2 - 2k_{11}k_{22} + k_{22}^2 + 4k_{12}k_{21}} \right),\end{aligned}\quad (13)$$

where the positive parameters k_{ij} ($i, j = 1, 2, 3, 4$) are defined in (8).

3.2 Disease-free Equilibrium and Stability

The Jacobian matrix J on Appendix A at the disease-free equilibrium point $X = X^0$ is

$$J_0 = J_{X=X^0} := \begin{pmatrix} M_1 & O \\ M_3 & M_4 \end{pmatrix}, \quad (14)$$

with

$$M_1 = \begin{pmatrix} J_{EE} & J_{EI} \\ J_{IE} & J_{II} \end{pmatrix}, \quad M_3 = \begin{pmatrix} O & J_{SI} \\ O & J_{RI} \\ O & O \end{pmatrix}, \quad M_4 = \begin{pmatrix} J_{SS} & O & O \\ O & J_{RR} & O \\ J_{VS} & O & J_{VV} \end{pmatrix}. \quad (15)$$

Further, by the careful computation, we derive

$$\begin{aligned}M_1 &= \begin{pmatrix} -\alpha_1 - g - \mu_1 & 0 & \frac{S_1^0 \beta_{11}}{N^0} & \frac{S_1^0 \beta_{12}}{N^0} \\ g & -\alpha_2 - \mu_2 & \frac{S_2^0 \beta_{21}}{N^0} & \frac{S_2^0 \beta_{22}}{N^0} \\ \alpha_1 & 0 & -d_1 - g - \gamma_1 - \mu_1 & 0 \\ 0 & \alpha_2 & g & -d_2 - \gamma_2 - \mu_2 \end{pmatrix} \\ &:= \begin{pmatrix} -A_1 - g & 0 & B_{11} & B_{12} \\ g & -A_2 & B_{21} & B_{22} \\ C_1 & 0 & -D_1 - g & 0 \\ 0 & C_2 & g & -D_2 \end{pmatrix},\end{aligned}\quad (16)$$

and

$$M_4 = - \begin{pmatrix} g + \mu_1 + v_1 & 0 & 0 & 0 & 0 & 0 \\ -g & \mu_2 + v_2 & 0 & 0 & 0 & 0 \\ 0 & 0 & g + \mu_1 & 0 & 0 & 0 \\ 0 & 0 & -g & \mu_2 & 0 & 0 \\ -v_1 & 0 & 0 & 0 & g + \mu_1 & 0 \\ 0 & -v_2 & 0 & 0 & -g & \mu_2 \end{pmatrix}. \quad (17)$$

The characteristic equation of Jacobian matrix J_0 is equal to the product of the characteristic equations of M_1 and M_4 . Because the eigenvalues of M_4 are all negative, and other four eigenvalues depend on the characteristic equation of M_1

$$\lambda^4 + L_1\lambda^3 + L_2\lambda^2 + L_3\lambda + L_4 = 0. \quad (18)$$

where

$$\begin{aligned} L_1 &= A_1 + A_2 + D_1 + D_2, \\ L_2 &= A_1A_2 + A_1D_1 + A_1D_2 + A_2D_1 + A_2D_2 - B_{11}C_1 - B_{22}C_2 + D_1D_2 \\ &= A_1A_2 + A_1D_2 + A_2D_1 + (A_1D_1 - B_{11}C_1) + (A_2D_2 - B_{22}C_2) + D_1D_2, \\ L_3 &= A_1A_2D_1 + A_1A_2D_2 - A_2B_{11}C_1 - A_1B_{22}C_2 + A_1D_1D_2 + A_2D_1D_2 - B_{11}C_1D_2 - B_{22}C_2D_1 \\ &= (A_1 + D_1)(A_2D_2 - B_{22}C_2) + (A_2 + D_2)(A_1D_1 - B_{11}C_1), \\ L_4 &= A_1A_2D_1D_2 - A_2B_{11}C_1D_2 - A_1B_{22}C_2D_1 + B_{11}B_{22}C_1C_2 - B_{12}B_{21}C_1C_2 \\ &= -A_1A_2D_1D_2 + (B_{11}B_{22} - B_{12}B_{21})C_1C_2 + A_2D_2(A_1D_1 - B_{11}C_1) + A_1D_1(A_2D_2 - B_{22}C_2). \end{aligned} \quad (19)$$

According to Descartes' Rule of Signs in [21–23], the number of negative roots of the characteristic equation (18) is equal to the number of variations in the change in the coefficient sign, so (18) has 4 negative values if

$$L_1 > 0, \quad L_2 > 0, \quad L_3 > 0, \quad L_4 > 0. \quad (20)$$

The conclusions (20) are valid provided that the parameters in (19) satisfy:

$$\begin{aligned} A_1D_1 - B_{11}C_1 &> 0, \quad A_2D_2 - B_{22}C_2 > 0, \\ -A_1A_2D_1D_2 + (B_{11}B_{22} - B_{12}B_{21})C_1C_2 &> 0. \end{aligned} \quad (21)$$

So, we derive the following result:

Theorem 1 (Disease-free equilibrium point stability) *The disease-free equilibrium point X^0 is locally asymptotically stable when $\mathcal{R}_0 < 1$, while X^0 is unstable when $\mathcal{R}_0 > 1$, when the parameters satisfy equation (21).*

3.3 Endemic Equilibrium Points and Stability

In this section, we consider the properties of model (1) near the endemic equilibrium point X^* .

Let the right hand side of model (1) be zero, that is

$$\Lambda - (\beta_{11}I_1^* + \beta_{12}I_2^*)\frac{S_1^*}{N^*} - (v_1 + \mu_1 + g)S_1^* = 0, \quad (22a)$$

$$gS_1^* - (\beta_{21}I_1^* + \beta_{22}I_2^*)\frac{S_2^*}{N^*} - (v_2 + \mu_2)S_2^* = 0, \quad (22b)$$

$$(\beta_{11}I_1^* + \beta_{12}I_2^*)\frac{S_1^*}{N^*} - (\alpha_1 + \mu_1 + g)E_1^* = 0, \quad (22c)$$

$$gE_1^* + (\beta_{21}I_1^* + \beta_{22}I_2^*)\frac{S_2^*}{N^*} - (\alpha_2 + \mu_2)E_2^* = 0, \quad (22d)$$

$$\alpha_1E_1^* - (\gamma_1 + d_1 + \mu_1 + g)I_1^* = 0, \quad (22e)$$

$$gI_1^* + \alpha_2E_2^* - (\gamma_2 + d_2 + \mu_2)I_2^* = 0, \quad (22f)$$

$$\gamma_1I_1^* - (\mu_1 + g)R_1^* = 0, \quad (22g)$$

$$gR_1^* + \gamma_2I_2^* - \mu_2R_2^* = 0, \quad (22h)$$

$$v_1S_1^* - (\mu_1 + g)V_1^* = 0, \quad (22i)$$

$$gV_1^* + v_2S_2^* - \mu_2V_2^* = 0. \quad (22j)$$

Taking sum of (22a) and (22c), (22b) and (22d) respectively give two equalities:

$$\begin{aligned} \Lambda - (v_1 + \mu_1 + g)S_1^* - (\alpha_1 + \mu_1 + g)E_1^* &= 0, \\ gS_1^* - (v_2 + \mu_2)S_2^* + gE_1^* - (\alpha_2 + \mu_2)E_2^* &= 0, \end{aligned} \quad (23)$$

so S_1^* and S_2^* are expressed as linear functions of E_1^* and E_2^* . Similarly, $I_1^*, I_2^*, R_1^*, R_2^*, V_1^*, V_2^*$ are written as linear functions of E_1^* and E_2^* by (22e)-(22j):

$$\begin{aligned} S_1^* &= \frac{\Lambda}{v_1 + \mu_1 + g} - \frac{\alpha_1 + \mu_1 + g}{v_1 + \mu_1 + g}E_1^* := u_{10} + u_{11}E_1^*, \\ S_2^* &= \frac{g\Lambda}{(v_1 + \mu_1 + g)(v_2 + \mu_2)} + \frac{g(v_1 - \alpha_1)}{(v_1 + \mu_1 + g)(v_2 + \mu_2)}E_1^* - \frac{\alpha_2 + \mu_2}{(v_2 + \mu_2)}E_2^* := u_{20} + u_{21}E_1^* + u_{22}E_2^*, \\ I_1^* &= \frac{\alpha_1}{\gamma_1 + d_1 + \mu_1 + g}E_1^* := v_{11}E_1^*, \\ I_2^* &= \frac{g\alpha_1}{(\gamma_1 + d_1 + \mu_1 + g)(\gamma_2 + d_2 + \mu_2)}E_1^* + \frac{\alpha_2}{\gamma_2 + d_2 + \mu_2}E_2^* := v_{21}E_1^* + v_{22}E_2^*, \\ R_1^* &= \frac{\gamma_1\alpha_1}{(\mu_1 + g)(\gamma_1 + d_1 + \mu_1 + g)}E_1^* := x_{11}E_1^*, \\ R_2^* &= \frac{g\alpha_1}{\mu_2(\gamma_1 + d_1 + \mu_1 + g)}\left(\frac{\gamma_1}{\mu_1 + g} + \frac{\gamma_2}{\mu_2}\right)E_1^* + \frac{\gamma_2\alpha_2}{\mu_2(\gamma_2 + d_2 + \mu_2)}E_2^* := x_{21}E_1^* + x_{22}E_2^*, \\ V_1^* &= \frac{v_1\Lambda}{(\mu_1 + g)(v_1 + \mu_1 + g)} - \frac{v_1(\alpha_1 + \mu_1 + g)}{(\mu_1 + g)(v_1 + \mu_1 + g)}E_1^* := y_{10} + y_{11}E_1^*, \\ V_2^* &= \frac{gv_1\Lambda}{\mu_2(v_1 + \mu_1 + g)}\left(\frac{1}{\mu_1 + g} + \frac{1}{v_2 + \mu_2}\right) + \frac{gv_1}{\mu_2(v_1 + \mu_1 + g)}\left(-\frac{\alpha_1 + \mu_1 + g}{\mu_1 + g} + \frac{v_1 - \alpha_1}{v_2 + \mu_2}\right)E_1^* \\ &\quad - \frac{v_1(\alpha_2 + \mu_2)}{\mu_2(v_2 + \mu_2)}E_2^* := y_{20} + y_{21}E_1^* + y_{22}E_2^*. \end{aligned} \quad (24)$$

The total population size N^* is given

$$\begin{aligned} N^* &= S_1^* + S_2^* + E_1^* + E_2^* + I_1^* + I_2^* + R_1^* + R_2^* + V_1^* + V_2^* \\ &= u_{10} + u_{20} + y_{10} + y_{20} + (u_{11} + u_{21} + v_{11} + v_{21} + x_{11} + x_{21} + y_{11} + y_{21})E_1^* \\ &\quad + (u_{22} + v_{22} + x_{22} + y_{22})E_2^* \\ &:= w_0 + w_1E_1^* + w_2E_2^*. \end{aligned} \quad (25)$$

Together with (24) and (25), equalities (22c) and (22d) can be rewritten as:

$$\begin{aligned} f_1(E_1^*) &= a_{11}E_1^{*2} + 2a_{12}E_1^*E_2^* + 2a_1E_1^* + 2a_2E_2^* = 0, \\ f_2(E_1^*) &= b_{11}E_1^{*2} + 2b_{12}E_1^*E_2^* + b_{22}E_2^{*2} + 2b_1E_1^* + 2b_2E_2^* = 0, \end{aligned} \quad (26)$$

with

$$\begin{aligned} a_{11} &= u_{11}(\beta_{11}v_{11} + \beta_{12}v_{21}) - (\alpha_1 + \mu_1 + g)w_1, & a_{12} &= 2u_{11}\beta_{12}v_{21} - 2(\alpha_1 + \mu_1 + g)w_2, \\ a_1 &= 2u_{10}(\beta_{11}v_{11} + \beta_{12}v_{21}) - 2(\alpha_1 + \mu_1 + g)w_0, & a_2 &= 2u_{10}\beta_{12}v_{22}, \\ b_{11} &= u_{21}(\beta_{21}v_{11} + \beta_{22}v_{21}) - gw_1, & b_{22} &= u_{22}\beta_{22}v_{22} + (\alpha_2 + \mu_2)w_2, \\ b_{12} &= 2u_{22}(\beta_{21}v_{11} + \beta_{22}v_{21}) + 2u_{21}\beta_{22}v_{22} + 2(\alpha_2 + \mu_2)w_1 - 2gw_2, \\ b_1 &= 2u_{20}(\beta_{21}v_{11} + \beta_{22}v_{21}) - 2gw_0, & b_2 &= 2u_{20}\beta_{22}v_{22} + 2(\alpha_2 + \mu_2)w_0. \end{aligned} \quad (27)$$

The endemic equilibrium point X^* is located at the intersection of $f_1(E_1^*) = 0$ and $f_2(E_1^*) = 0$, we discuss equalities (26) by cases.

Case 1 ($a_{11} \neq 0$ and $b_{11} \neq 0$) Equalities (26) determine a unique endemic equilibrium point as

$$\begin{aligned} \Delta_1 &= 4(a_{12}E_2^* + a_1)^2 - 8a_2a_{11}E_2^* = 0, \\ \Delta_2 &= 4(b_{12}E_2^* + b_1)^2 - 4b_{11}(b_{22}E_2^* + 2b_2)E_2^* = 0, \end{aligned} \quad (28)$$

then we figure out

$$\frac{a_{12}E_2^* + a_1}{a_{11}} = \frac{b_{12}E_2^* + b_1}{b_{11}}, \quad (29)$$

due to $f_1(E_1^*) = f_2(E_1^*) = 0$, which further implies

$$E_2^* = \frac{b_{11}a_1 + a_{11}b_1}{a_{11}b_{12} - b_{11}a_{12}}, \quad E_1^* = \frac{a_{12}b_1 - a_1b_{12}}{a_{11}b_{12} - b_{11}a_{12}}. \quad (30)$$

We denote $K_1 = a_{12}b_1 - a_1b_{12}$, $K_2 = a_{11}b_{12} - b_{11}a_{12}$, $K_3 = b_{11}a_1 + a_{11}b_1$, thus E_1^* and E_2^* keep positive if and only if

$$\begin{aligned} K_1K_2 &= (a_{12}b_1 - a_1b_{12})(a_{11}b_{12} - b_{11}a_{12}) > 0, \\ K_2K_3 &= (a_{11}b_{12} - b_{11}a_{12})(b_{11}a_1 + a_{11}b_1) > 0, \end{aligned} \quad (31)$$

We substitute E_2^* into equalities (28) such that

$$\begin{aligned} \Delta_1 &= 4\frac{a_{11}}{K_2^2} (a_{11}K_1^2 - 2a_2K_2K_3) = 0, \\ \Delta_2 &= 4\frac{b_{11}}{K_2^2} [b_{11}K_1^2 - (b_{22}K_3 + 2b_2K_2)K_3] = 0, \end{aligned} \quad (32)$$

which further gives

$$a_{11}b_{22}K_3 = 2(a_{12}b_{11} - a_{11}b_2)K_2. \quad (33)$$

Case 2 ($a_{11} = 0$ and $b_{11} \neq 0$) Equalities (28) become

$$\begin{aligned} 2(a_{12}E_2^* + a_1)E_1^* + 2a_2E_2^* &= 0, \\ b_{11}E_1^{*2} + 2(b_{12}E_2^* + b_1)E_1^* + (b_{22}E_2^* + 2b_2)E_2^* &= 0. \end{aligned} \quad (34)$$

As $\Delta_2 = 0$, we can work out

$$E_1^* = -\frac{b_{12}E_2^* + b_1}{b_{11}}, \quad (35)$$

which combines with (34), we get:

$$a_{12}b_{12}E_2^{*2} + (a_{12}b_1 + a_1b_{12} - a_2b_{11})E_2^* + a_1b_1 = 0. \quad (36)$$

If $a_{12}b_{12} \neq 0$ and $\Delta = (a_{12}b_1 + a_1b_{12} - a_2b_{11})^2 - 4a_{12}b_{12}a_1b_1 = 0$, we obtain

$$E_1^* = \frac{-a_{12}b_1 + a_1b_{12} + a_2b_{11}}{2a_{12}b_{11}}, \quad E_2^* = -\frac{a_{12}b_1 + a_1b_{12} - a_2b_{11}}{2a_{12}b_{12}}. \quad (37)$$

If $a_{12}b_{12} = 0$, then

$$E_1^* = \frac{(a_2b_{11} - a_{12}b_1)b_1}{(a_{12}b_1 + a_1b_{12} - a_2b_{11})b_{11}}, \quad E_2^* = -\frac{a_1b_1}{a_{12}b_1 + a_1b_{12} - a_2b_{11}}. \quad (38)$$

Case 3 ($a_{11} \neq 0$ and $b_{11} = 0$) Equalities (28) turn out to be

$$\begin{aligned} a_{11}E_1^{*2} + 2(a_{12}E_2^* + a_1)E_1^* + 2a_2E_2^* &= 0, \\ 2(b_{12}E_2^* + b_1)E_1^* + (b_{22}E_2^* + 2b_2)E_2^* &= 0. \end{aligned} \quad (39)$$

As $\Delta_1 = 0$, we figure out

$$E_1^* = -\frac{a_{12}E_2^* + a_1}{a_{11}}, \quad (40)$$

which combines with (40), we have

$$(a_{11}b_{22} - 2a_{12}b_{12})E_2^{*2} + 2(a_{11}b_2 - a_1b_{12} - a_{12}b_1)E_2^* - 2a_1b_1 = 0. \quad (41)$$

If $a_{11}b_{22} - 2a_{12}b_{12} \neq 0$ and $\frac{\Delta}{4} = (a_{11}b_2 - a_1b_{12} - a_{12}b_1)^2 + 2a_1b_1(a_{11}b_{22} - 2a_{12}b_{12}) = 0$, we can get:

$$\begin{aligned} E_1^* &= -\frac{-a_{11}a_{12}b_2 + a_{12}^2b_1 + a_1a_{11}b_{22} - a_1a_{12}b_{12}}{a_{11}(a_{11}b_{22} - 2a_{12}b_{12})}, \\ E_2^* &= -\frac{-a_{11}b_2 + a_1b_{12} + a_{12}b_1}{a_{11}b_{22} - 2a_{12}b_{12}}. \end{aligned} \quad (42)$$

If $a_{12}b_{12} = 0$, then

$$\begin{aligned} E_1^* &= -\frac{a_1(a_1b_{12} - a_{11}b_2)}{a_{11}(a_1b_{12} - a_{11}b_2 + a_{12}b_1)}, \\ E_2^* &= -\frac{a_1b_1}{a_1b_{12} - a_{11}b_2 + a_{12}b_1}. \end{aligned} \quad (43)$$

Case 4 ($a_{11} = b_{11} = 0$) Equalities (26) can be simplified as follows:

$$2(a_{12}E_2^* + a_1)E_1^* + 2a_2E_2^* = 0, 2(b_{12}E_2^* + b_1)E_1^* + (b_{22}E_2^* + 2b_2)E_2^* = 0. \quad (44)$$

The first equality of (44) gives

$$E_1^* = -\frac{E_2^*a_2}{a_1 + E_2^*a_{12}}, \quad (45)$$

which combines with (45), we have

$$(a_{12}b_{22})E_2^{*2} + (2a_{12}b_2 - 2a_2b_{12} + a_1b_{22})E_2^* + 2a_1b_2 - 2a_2b_1 = 0. \quad (46)$$

If $2a_{12}b_{22} \neq 0$ and $\Delta = (2a_{12}b_2 - 2a_2b_{12} + a_1b_{22})^2 - 4a_{12}b_{22}(2a_1b_2 - 2a_2b_1) = 0$, we have

$$E_1^* = \frac{a_2(2a_{12}b_2 - 2a_2b_{12} + a_1b_{22})}{a_{12}(2a_2b_{12} - 2a_{12}b_2 + a_1b_{22})}, \quad E_2^* = -\frac{2a_{12}b_2 - 2a_2b_{12} + a_1b_{22}}{2a_{12}b_{22}}. \quad (47)$$

If $2a_{12}b_{22} = 0$, then we derive

$$E_1^* = \frac{2a_2(a_1b_2 - a_2b_1)}{b_{22}a_1^2 - 2a_2b_{12}a_1 + 2a_2a_{12}b_1}, \quad E_2^* = -\frac{2a_1b_2 - 2a_2b_1}{2a_{12}b_2 - 2a_2b_{12} + a_1b_{22}}. \quad (48)$$

Theorem 2 (Endemic equilibrium points existence and uniqueness) *Under the moderate conditions, model (1) has a unique endemic equilibrium points X^* .*

We construct the Jacobian matrix for age group (< 60 yr) and age group (≥ 60 yr) respectively as follows:

$$J_a = \begin{pmatrix} -\alpha_1 - g - \mu_1 - \frac{S_1^* \eta_1}{(N^*)^2} & \frac{S_1^* \beta_{11}}{N^*} - \frac{S_1^* \eta_1}{(N^*)^2} & -\eta_1 \left(\frac{S_1^*}{(N^*)^2} - \frac{1}{N^*} \right) & -\frac{\eta_1}{(N^*)^2} - \frac{\eta_1}{(N^*)^2} \\ \alpha_1 & -d_1 - g - \gamma_1 - \mu_1 & 0 & 0 & 0 \\ -\frac{S_1^* \eta_1}{(N^*)^2} & \frac{S_1^* \eta_1}{(N^*)^2} - \frac{S_1^* \beta_{11}}{N^*} & \eta_1 \left(\frac{S_1^*}{(N^*)^2} - \frac{1}{N^*} \right) - \mu_1 - v_1 - g & \frac{\eta_1}{(N^*)^2} & \frac{\eta_1}{(N^*)^2} \\ 0 & \gamma_1 & 0 & -g - \mu_1 & 0 \\ 0 & 0 & v_1 & 0 & -g - \mu_1 \end{pmatrix}, \quad (49)$$

$$J_e = \begin{pmatrix} -\alpha_2 - \mu_2 - \frac{S_2^* \eta_2}{(N^*)^2} & \frac{S_2^* \beta_{22}}{N^*} - \frac{S_2^* \eta_2}{(N^*)^2} & -\eta_2 \left(\frac{S_2^*}{(N^*)^2} - \frac{1}{N^*} \right) & -\frac{\eta_2}{(N^*)^2} - \frac{\eta_2}{(N^*)^2} \\ \alpha_2 & -d_2 - \gamma_2 - \mu_2 & 0 & 0 & 0 \\ -\frac{S_2^* \eta_2}{(N^*)^2} & \frac{S_2^* \eta_2}{(N^*)^2} - \frac{S_2^* \beta_{22}}{N^*} & \eta_2 \left(\frac{S_2^*}{(N^*)^2} - \frac{1}{N^*} \right) - v_2 - \mu_2 & \frac{\eta_2}{(N^*)^2} & \frac{\eta_2}{(N^*)^2} \\ 0 & \gamma_2 & 0 & -\mu_2 & 0 \\ 0 & 0 & v_2 & 0 & -\mu_2 \end{pmatrix}. \quad (50)$$

Because the same structure for elements in J_a and J_e , we denote them as M as follows:

$$M = \begin{pmatrix} -k_{11} & k_{12} & k_{13} & -k_{11} & -k_{11} \\ k_{21} & -k_{22} & 0 & 0 & 0 \\ -k_{31} & -k_{12} & -k_{33} & k_{11} & k_{11} \\ 0 & k_{42} & 0 & -k_{44} & 0 \\ 0 & 0 & k_{53} & 0 & -k_{44} \end{pmatrix}. \quad (51)$$

The corresponding characteristic equation of M is described as follows:

$$\lambda^5 + L_1 \lambda^4 + L_2 \lambda^3 + L_3 \lambda^2 + L_4 \lambda + L_5 = 0, \quad (52)$$

with

$$\begin{aligned}
L_1 &= k_{11} + k_{22} + k_{33} + 2k_{44} > 0, \\
L_2 &= k_{11}k_{22} - k_{12}k_{21} + k_{11}k_{33} + k_{13}k_{31} + 2k_{11}k_{44} + k_{22}k_{33} - k_{11}k_{53} + 2k_{22}k_{44} + 2k_{33}k_{44} + k_{44}^2 \\
&= (k_{11}k_{22} - k_{12}k_{21}) + k_{11}k_{33} + (k_{13}k_{31} - k_{11}k_{53}) + 2k_{11}k_{44} + k_{22}k_{33} + 2k_{22}k_{44} + 2k_{33}k_{44} + k_{44}^2, \\
L_3 &= k_{11}k_{44}^2 - k_{11}^2k_{53} + k_{22}k_{44}^2 + k_{33}k_{44}^2 + k_{12}k_{13}k_{21} + k_{11}k_{22}k_{33} - k_{12}k_{21}k_{33} \\
&\quad + k_{13}k_{22}k_{31} + k_{11}k_{21}k_{42} + 2k_{11}k_{22}k_{44} - 2k_{12}k_{21}k_{44} - k_{11}k_{22}k_{53} + 2k_{11}k_{33}k_{44} \\
&\quad + 2k_{13}k_{31}k_{44} - k_{11}k_{31}k_{53} + 2k_{22}k_{33}k_{44} - k_{11}k_{44}k_{53} \\
&= k_{11}k_{44}^2 + k_{11}(k_{33}k_{44} - k_{11}k_{53}) + k_{22}k_{44}^2 + k_{33}k_{44}^2 + k_{12}k_{13}k_{21} + k_{33}(k_{11}k_{22} - k_{12}k_{21}) \\
&\quad + k_{22}(k_{13}k_{31} - k_{11}k_{53}) + k_{11}k_{21}k_{42} + 2k_{44}(k_{11}k_{22} - k_{12}k_{21}) + k_{11}k_{33}k_{44} + k_{31}(k_{13}k_{44} - k_{11}k_{53}) \\
&\quad + 2k_{22}k_{33}k_{44} + k_{44}(k_{13}k_{31} - k_{11}k_{53}), \\
L_4 &= k_{11}k_{22}k_{44}^2 - k_{12}k_{21}k_{44}^2 - k_{11}^2k_{22}k_{53} + k_{11}k_{33}k_{44}^2 + k_{13}k_{31}k_{44}^2 + k_{22}k_{33}k_{44}^2 - k_{11}^2k_{44}k_{53} \\
&\quad - k_{11}k_{13}k_{21}k_{42} + 2k_{12}k_{13}k_{21}k_{44} + k_{11}k_{21}k_{33}k_{42} + 2k_{11}k_{22}k_{33}k_{44} - 2k_{12}k_{21}k_{33}k_{44} \\
&\quad + 2k_{13}k_{22}k_{31}k_{44} - k_{11}k_{22}k_{31}k_{53} + k_{11}k_{21}k_{42}k_{44} - k_{11}k_{22}k_{44}k_{53} - k_{11}k_{31}k_{44}k_{53} \\
&= k_{44}^2(k_{11}k_{22} - k_{12}k_{21}) + (k_{12}k_{13}k_{21}k_{44} - k_{11}^2k_{22}k_{53}) + k_{11}k_{44}(k_{33}k_{44} - k_{11}k_{53}) \\
&\quad + k_{31}k_{44}(k_{13}k_{44} - k_{11}k_{53}) + k_{22}k_{33}k_{44}^2 + k_{12}k_{13}k_{21}k_{44} + k_{11}k_{21}(k_{33}k_{42} - k_{13}k_{42}) \\
&\quad + 2k_{33}k_{44}(k_{11}k_{22} - k_{12}k_{21}) + k_{22}k_{31}(k_{13}k_{44} - k_{11}k_{53}) + k_{11}k_{21}k_{42}k_{44} + k_{22}k_{44}(k_{13}k_{31} - k_{11}k_{53}), \\
L_5 &= k_{12}k_{13}k_{21}k_{44}^2 + k_{11}k_{22}k_{33}k_{44}^2 - k_{12}k_{21}k_{33}k_{44}^2 + k_{13}k_{22}k_{31}k_{44}^2 \\
&\quad - k_{11}^2k_{22}k_{44}k_{53} - k_{11}k_{13}k_{21}k_{42}k_{44} + k_{11}k_{21}k_{33}k_{42}k_{44} - k_{11}k_{22}k_{31}k_{44}k_{53} \\
&= k_{44}(k_{12}k_{13}k_{21}k_{44} - k_{11}^2k_{22}k_{53}) + k_{33}k_{44}^2(k_{11}k_{22} - k_{12}k_{21}) \\
&\quad + k_{22}k_{31}k_{44}(k_{13}k_{44} - k_{11}k_{53}) + k_{11}k_{21}k_{42}k_{44}(k_{33} - k_{13}).
\end{aligned} \tag{53}$$

Based on Descartes' Rule of Signs [21–23], the number of negative roots of the characteristic equation (52) is equal to the number of variations in the change in the coefficient sign, so (52) has five negative values if

$$L_1 > 0, \quad L_2 > 0, \quad L_3 > 0, \quad L_4 > 0, \quad L_5 > 0. \tag{54}$$

The conclusions in (54) are valid provided that the parameters satisfy:

$$\begin{aligned}
k_{12}k_{13}k_{21}k_{44} - k_{11}^2k_{22}k_{53} &> 0, \quad k_{33} - k_{13} > 0, \quad k_{11}k_{22} - k_{12}k_{21} > 0, \\
k_{13}k_{44} - k_{11}k_{53} &> 0, \quad k_{33}k_{44} - k_{11}k_{53} > 0.
\end{aligned} \tag{55}$$

Due to

$$k_{33} - k_{13} = \left[-\eta_2 \left(\frac{S_2^*}{(N^*)^2} - \frac{1}{N^*} \right) + v_2 + \mu_2 \right] - \left[-\eta_2 \left(\frac{S_2^*}{(N^*)^2} - \frac{1}{N^*} \right) \right] = v_2 + \mu_2 > 0,$$

then conditions (55) can be simplified as

$$k_{12}k_{13}k_{21}k_{44} - k_{11}^2k_{22}k_{53} > 0, \quad k_{11}k_{22} - k_{12}k_{21} > 0, \quad k_{13}k_{44} - k_{11}k_{53} > 0. \tag{56}$$

then condition (54) is satisfied as well, so $\lambda_1, \lambda_2, \lambda_3, \lambda_4$ and $\lambda_5 < 0$.

In short, the characteristic values of the equation system in our model are all negative with constraint (55), so the endemic equilibrium point is stable global asymptotic.

Theorem 3 (Endemic equilibrium points stability) *The endemic equilibrium point X^* is locally asymptotically stable as $\mathcal{R}_0 < 1$, and the endemic equilibrium point X^* is unstable as $\mathcal{R}_0 > 1$, under the conditions (55).*

4 Sensitivity Analysis of Parameters

In this article, we wonder what and how much the parameters affect the epidemic variable we are interested in. For instance, we want to figure out how much some important parameters influence \mathcal{R}_0 , which can show the importance of vaccination, city lock-down, and some other factors.

To reach the goal, we turn to sensitivity analysis [4, 24, 25]. We define the sensitivity index $\Gamma(P)$ in which the variable \mathcal{R}_0 depends on the parameter P . When the variable is a differentiable function of the parameter, the sensitivity index may be alternatively defined using partial derivatives as follows:

$$\Gamma(P) := \frac{\partial \mathcal{R}_0}{\partial P} \cdot \frac{P}{\mathcal{R}_0}. \quad (57)$$

As we have an explicit formula of \mathcal{R}_0 in (13), we derive an analytical expression for the sensitivity of it, to each of the seventeen different parameters described in Table 1. By this way, we can compare the sensitivity indices of basic reproduction number \mathcal{R}_0 with respect to some parameters.

In figure group B1 shown on Appendix B, we find that \mathcal{R}_0 is significantly impacted by s_1 , s_2 , v_1 , v_2 , and $\beta_{ij}(i, j = 1, 2)$, while the impact of the other parameters are much smaller. In this sense we can draw the conclusion that the value change of \mathcal{R}_0 are mainly caused by them.

According to Figure B1a and B1b, the basic reproduction ratio show different sensitivity in the age group (< 60 yr) and age group (≥ 60 yr), because of the proportion of age group (< 60 yr) is several times higher than that of age group (≥ 60 yr). On the other hand, due to different scales for horizontal axes between Figure B1a and B1b, actually if there is a small change in the proportion of the elderly group, the basic reproduction ratio will have notable change. Considering that the age structure of a region generally does not change in the short term, strengthening the protection of the elderly population will effectively reduce the value of \mathcal{R}_0 .

According to Figure B1c and B1d, we can find that to increase vaccination rate can decrease \mathcal{R}_0 , but only when the rate is high enough, it can make significant effect on \mathcal{R}_0 . This reveals a situation where the vaccine alone can completely stop the spread of the virus only if the percentage of the immunized population is high enough; otherwise, the authorities should take other measures to control the outbreak.

From Figure B1e, B1f, B1g and B1h, we can find that for any $\beta_{ij}(i, j = 1, 2)$, they all have positive influence to \mathcal{R}_0 , we can make such explanation to this phenomenon: the higher value of β represents a higher infectivity of the virus and, therefore, a higher value of \mathcal{R}_0 . On the other hand, due to the proportion of the difference of the two age group and population-to-population differential infectivity, their value is different.

Hence, we can say that our age-structured model provides a realistic description of COVID-19 transmission in different age groups in the population.

5 Numerical Simulation of the Cases in Shijiazhuang

We investigate the reported cases in Shijiazhuang of Hebei Province from January 2 to February 28 of the year 2021, and then apply our model to analyze the cases in this area.

5.1 Cases in Shijiazhuang

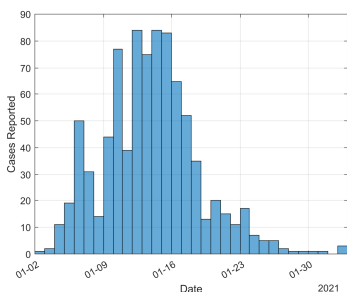
At the middle of December 2020, a sudden flare-up emerged in Shijiazhuang, a rural city and the capital of Hebei province. More than 300 individuals were diagnosed with COVID-19 from January 2 to January 12 of the year 2021. The authorities had taken measures to control epidemics to have promptly reduced the spread of COVID-19. Some articles have make some statistical analysis for Shijiazhuang. [12, 26, 27]

The control measures of Shijiazhuang government can be divided into 3 stages:

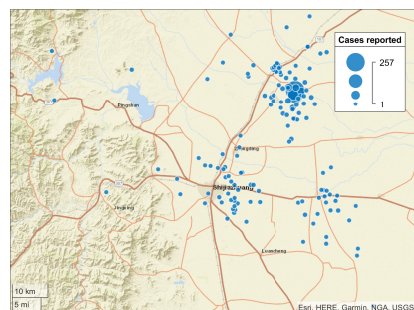
1. before January 2 of 2021, the local CDC and the local government are out of awareness for a new outbreak;
2. January 7 of 2021, Shijiazhuang announced to lock down the city; [28, 29]
3. January 11 of 2021, the isolation of Xiaoguo Zhuang village and other villages nearby are carried out by the local government. [30]

The COVID-19 in Shijiazhuang was controlled effectively as of January 27. [31]

We collect data from the Health Commission of Hebei Province, and then analyze the data in many viewpoints. The number of the daily reported cases is plotted in Figure 2a from January 2 to February 3 of the year 2021, and the location where the reported cases come from is plotted in Figure 2b. It is obvious that the majority of the reported cases distributes centered around Xiaoguo Zhuang village, the minor of the reported cases distributes nearby within Shijiazhuang city.



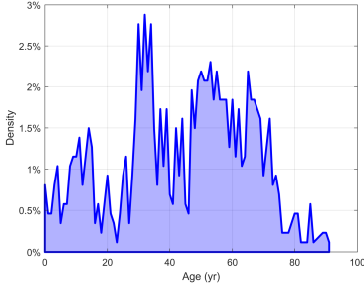
(a) Distribution in time



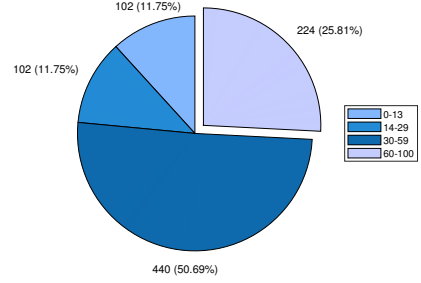
(b) Distribution in space

Fig. 2: Distributions of the cases reported in time and space

We reorganize the reported cases in age in Figure 3a. The reported cases over 60 take the percentage 25.81% in Figure 3b. We discuss the dynamical properties of COVID-19 based on the reported cases in Shijiazhuang city. We keep the values of the parameters in 1, others parameters and their corresponding values are presented in Table 2.



(a) Distribution of ages in year



(b) Distribution of ages in group

Fig. 3: Distribution of ages of the cases reported

We apply the parameters of Table 1 to simulate the cumulative cases in Shijiazhuang city, where the basic production number is $\mathcal{R}_0 = 8.25$. Figure 4 simulates the number of the cumulative cases to fit the real reported confirmed cases for both G1 ($< 60\text{yr}$) and G2 ($\geq 60\text{yr}$) by days.

Based on the distributions in time and space and the media reports [30], the individuals in Xiaoguozechuang village and villages and towns nearby moved to the remote hotels for the centralized quarantine on January 11 of 2021. We assume that the infection rates are separated into two-stage step functions: the first stage is before January 11, and we take $\beta_{11} = 0.2880, \beta_{12} = 0.3000, \beta_{21} = 0.4400, \beta_{22} = 0.3900$ before the remote centralized quarantine; moreover, the second stage is starting from January 12 to February 6, the chances of contacting with others between the individuals are less after January 12, and we take $\beta_{11} = 0.0014, \beta_{12} = 0.0015, \beta_{12} = 0.0022, \beta_{22} = 0.0020$ for the second stage. Further, we provide the daily new cases and the current cases for the exposed and the infected, and the cumulative cases as well in Figure 4. On February 6, the new outbreak of COVID-19 in Shijiazhuang vanishes [31], the simulations in Figure 4 present the coincidence with the control measures of Shijiazhuang government.

5.2 More simulations for the dynamical properties of the model

Based on the cases in Shijiazhuang city, we adopt more simulations to study the dynamical properties of COVID-19 in the rest of this section. The groups

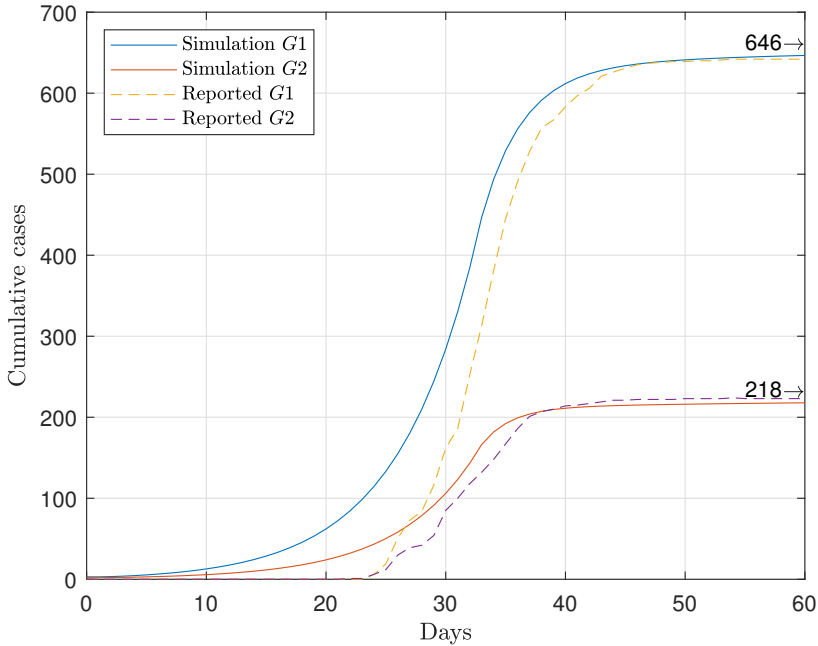


Fig. 4: Simulation curves and cumulative reported cases

of parameters value changed are shown in Table 2, while others keep the same as Table 1.

Variation of infection rate

Scenario A (Risk-based control)

We assume that there exist three-level control strategy after the remote centralized quarantine on January 11, and adopt the decreasing contact rates strategy. For instance, we set up a 14-day prevention and control cycle. After 32 days of free transmission from December 12 of 2020 to January 11 of 2021 (i.e., 1-32d), then two 14-day control cycles are followed, i.e., from January 12 of 2021 to January 25 of 2021 (i.e., 33-46d) and from January 26 of 2021 to February 8 of 2021 (i.e., 47-60d). Finally the transmission of the virus is reduced to the minimum level.

Scenario B (Remote quarantine late strategy)

We consider the infection rate in our model. Figure 6b and Figure 5b show that the infection rate affect the number of the cumulative cases.

Scenario C (Remote quarantine late and double contact rates strategy)

Variation of vaccination number

We consider the vaccination initial values in our model. Figure 8a shows that vaccination can suppress the the number of the cumulative cases. If the vaccination initial value is low, the number of the cumulative cases raises at the peak in Figure 8b.

Variation of population aging rate

Table 2: Parameters and their value used in simulation

Strategy	β_{11}	β_{12}	β_{21}	β_{22}
Risk-based control	(0.0288, 0.288)	(0.0300, 0.3)	(0.0440, 0.44)	(0.039, 0.39)
Late quarantine 7 days	(0.0014, 0.288)	(0.0015, 0.3)	(0.0022, 0.44)	(0.002, 0.39)
High vaccination number	(0.0014, 0.288)	(0.0015, 0.3)	(0.0022, 0.44)	(0.002, 0.39)
Low vaccination number	(0.0014, 0.288)	(0.0015, 0.3)	(0.0022, 0.44)	(0.002, 0.39)
Lower ageing rate	(0.0014, 0.288)	(0.0015, 0.3)	(0.0022, 0.44)	(0.002, 0.39)
Higher ageing rate	(0.0014, 0.288)	(0.0015, 0.3)	(0.0022, 0.44)	(0.002, 0.39)

Table 2: Parameters and their value used in simulation (*Continued*)

Strategy	V_1	V_2	v_1	v_2	p
Risk-based control	0	0	0	0	19.38%
Late quarantine 7 days	0	0	0	0	19.38%
High vaccination number	806200	193800	0.0014	0.00034	19.38%
Low vaccination number	403100	96900	0.0014	0.00034	19.38%
Low aging rate	0	0	0	0	14.38%
High aging rate	0	0	0	0	24.38%

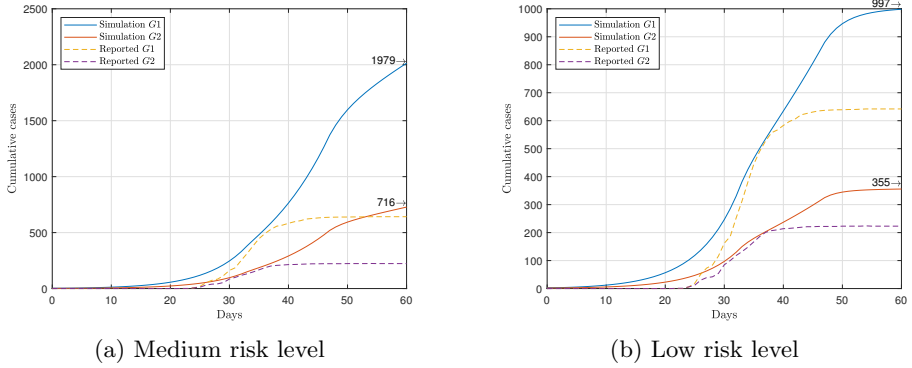
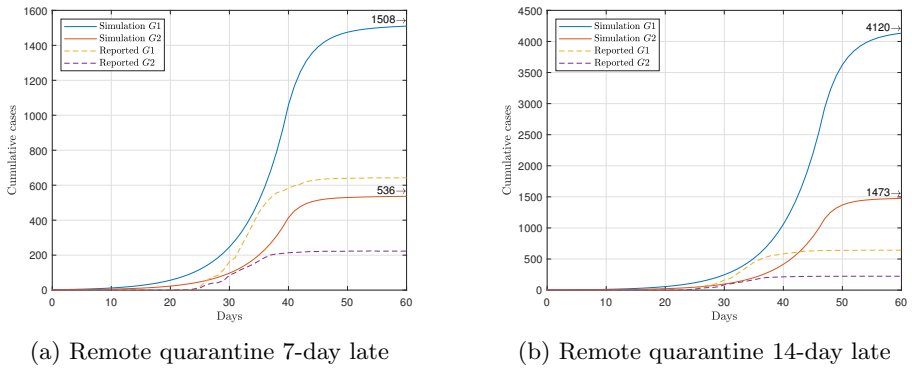
Table 3: Infection rates for medium risk and low risk strategies

Days	β_{11}	β_{12}	β_{21}	β_{22}	Days	β_{11}	β_{12}	β_{21}	β_{22}
0-32d	0.2880	0.3000	0.4400	0.3900	0-32d	0.2880	0.3000	0.4400	0.3900
33-46d	0.1440	0.1500	0.2200	0.1950	33-46d	0.0720	0.0750	0.1100	0.0975
47-60d	0.0288	0.0300	0.0440	0.0390	47-60d	0.0014	0.0015	0.0022	0.0020

Table 4: Infection rates for remote quarantine 7 days late and 14 days late

Days	β_{11}	β_{12}	β_{21}	β_{22}	Days	β_{11}	β_{12}	β_{21}	β_{22}
0-39d	0.2880	0.3000	0.4400	0.3900	0-46d	0.2880	0.3000	0.4400	0.3900
40-60d	0.0014	0.0015	0.0022	0.0020	47-60d	0.0014	0.0015	0.0022	0.0020

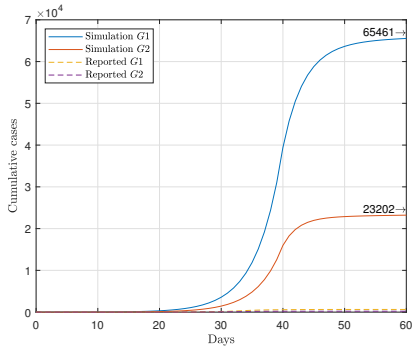
We consider the aging rates of the whole population in Shijiazhuang to compare the different impacts to the final size of the cumulative cases. Figure 9a and Figure 9b show that the aging rate makes the slight impact on the number of G1 (< 60 yr), and makes the main impact on the number of G2 (≥ 60 yr). The research results reveal that the government should pay more attention on the protection of the elder individuals, which can significantly reduce the number of confirmed cases in the elderly population.

**Fig. 5:** The impacts of the infection rates with risk-based strategy**Fig. 6:** The impacts of the infection rates with remote quarantine strategy**Table 5:** Infection rates for remote quarantine and double contact rates

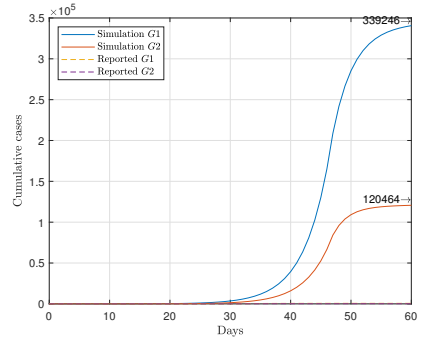
Days	β_{11}	β_{12}	β_{21}	β_{22}	Days	β_{11}	β_{12}	β_{21}	β_{22}
0-39d	0.5760	0.6000	0.8800	0.7800	0-46d	0.5760	0.6000	0.8800	0.7800
40-60d	0.0014	0.0015	0.0022	0.0020	47-60d	0.0014	0.0015	0.0022	0.0020

6 Discussion

A finer age structure can reveal the more precise dynamics of COVID-19, but at the same time, more levels of age structure also implies a linear increase in the dimensionality of the equations, which make the model much more complex. As a result, the model is not suitable for the analysis of COVID-19 in the real world. A good idea is to choose the model just right, not only enough finer but also can be performed theoretically.



(a) Remote quarantine 7-day late and double contact rates



(b) Remote quarantine 14-day late and double contact rates

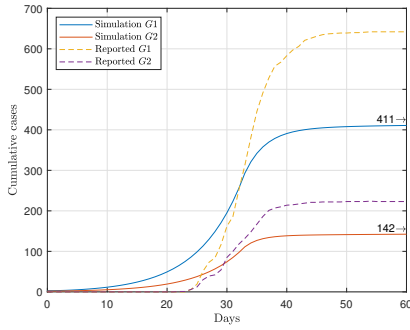
Fig. 7: The impacts of the infection rates with remote quarantine and double contact rates strategy

We had no detailed information about individuals, such as exposure interval, date of symptom onset and so on. Without these information, we can only get the incubation period and serial interval by estimating rather than by statistical analysis. For example, incubation period might be overestimated.[13, 32] But this inaccuracy is undercontrol by reference to others studies.

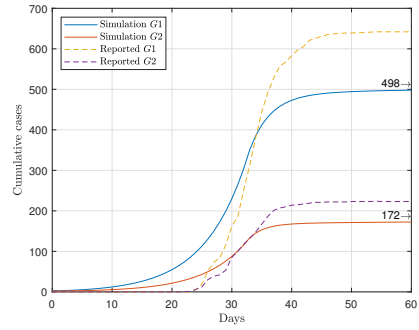
The people in the rural area frequently attended at large gatherings, and when they find themselves had symptoms, they choosed to not to see a doctor or buy medicines in village hospital or individual clinic. This caused the outbreak to spread quickly and hard to consult early cases. The COVID-19 outbreak in Shijiazhuang is a outbreak about the rural area.[12] We also find this character in the simulation by our model, so the key to control the outbreak is to control the rural area. The governance capacity of the government is different between town and rural area. If the government didnot invertigate the character mentioned above of this outbreak, they will lose the focus.

7 Conclusion

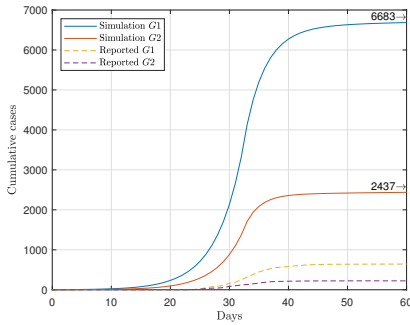
In summary, we construct an age-structured model for COVID-19 with vaccination and analyze it from multiple perspectives. We derive the unique disease-free equilibrium point and the basic reproduction number \mathcal{R}_0 , then we show that the disease-free equilibrium is locally asymptotically stable when $\mathcal{R}_0 < 1$, while is unstable when $\mathcal{R}_0 > 1$. We work out endemic equilibrium points and reveal their stability. We use sensitivity analysis to find out the influence of parameters to \mathcal{R}_0 which can help us develop more targeted strategies to control epidemics. Finally, this model is used to discuss the cases in Shijiazhuang, Hebei Province at the beginning of 2021. our study suggests the



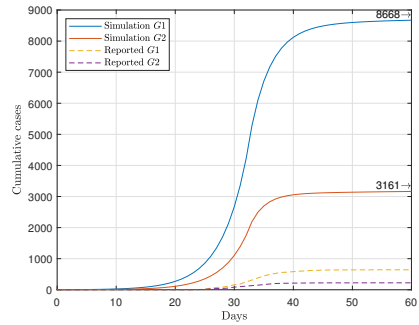
(a) High vaccination number



(b) Low vaccination number



(c) High vaccination number and double contact rates



(d) Low vaccination number and double contact rates

Fig. 8: The impacts of the vaccination number

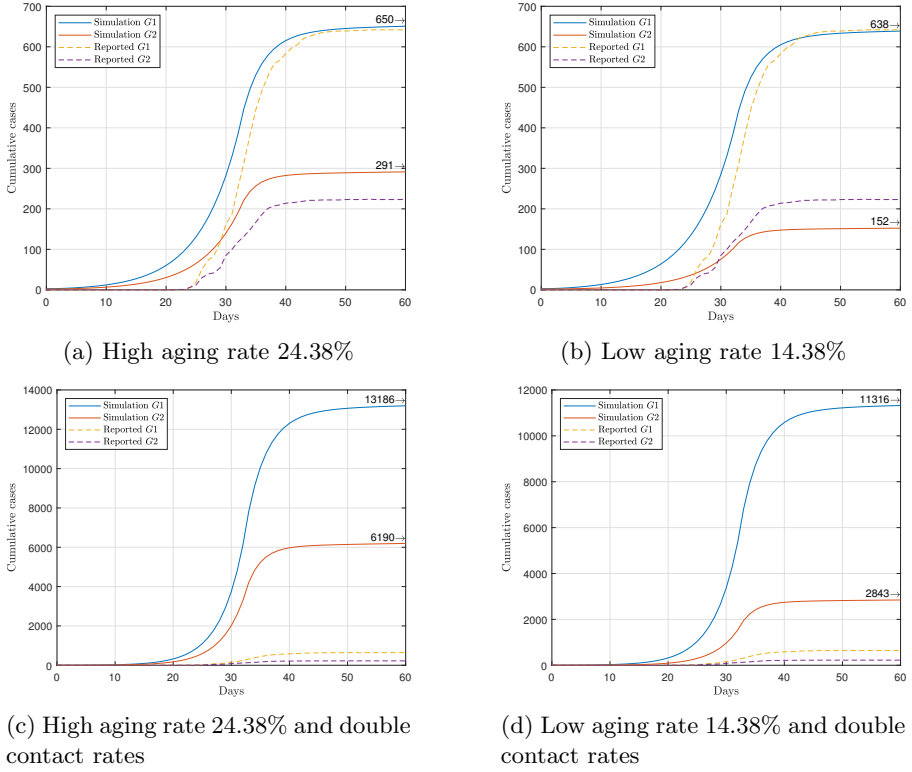
lack of anti-epidemic awareness in rural areas need to pay more attention to. The targeted and effective intervention is the key to control COVID-19.

Acknowledgments. The research is supported by National Natural Science Foundation of China (61911530398), Special Projects of the Central Government Guiding Local Science and Technology Development (2021L3018), the Natural Science Foundation of Fujian Province of China (2021J01621) and Scientific Research Training Program in Fuzhou University (No. 26040).

Appendix A Block matrices

We define

$$\begin{aligned}\eta_1 &= I_1 \beta_{11} + I_2 \beta_{12}, \\ \eta_2 &= I_1 \beta_{21} + I_2 \beta_{22}.\end{aligned}\tag{A1}$$

**Fig. 9:** The impacts of the aging rate

Now the block matrices of Jacobian matrix can be written as follows:

$$J_{EE} = \begin{pmatrix} -\alpha_1 - g - \mu_1 - \frac{S_1 \eta_1}{N^2} & -\frac{S_1 \eta_1}{N^2} \\ g - \frac{S_2 \eta_2}{N^2} & -\alpha_2 - \mu_2 - \frac{S_2 \eta_2}{N^2} \end{pmatrix}, \quad (\text{A2})$$

$$J_{EI} = \begin{pmatrix} \frac{S_1 \beta_{11}}{N} - \frac{S_1 \eta_1}{N^2} & \frac{S_1 \beta_{12}}{N} - \frac{S_1 \eta_1}{N^2} \\ \frac{S_2 \beta_{21}}{N} - \frac{S_2 \eta_2}{N^2} & \frac{S_2 \beta_{22}}{N} - \frac{S_2 \eta_2}{N^2} \end{pmatrix}, \quad (\text{A3})$$

$$J_{ES} = -\eta_1 \begin{pmatrix} \frac{S_1}{N^2} - \frac{1}{N} & \frac{S_1}{N^2} \\ \frac{S_2}{N^2} & \frac{S_2}{N^2} - \frac{1}{N} \end{pmatrix}, \quad (\text{A4})$$

$$J_{ER} = J_{EV} = -\frac{1}{N^2} \begin{pmatrix} \eta_1 & \eta_1 \\ \eta_2 & \eta_2 \end{pmatrix}, \quad (\text{A5})$$

$$J_{IE} = \begin{pmatrix} \alpha_1 & 0 \\ 0 & \alpha_2 \end{pmatrix}, \quad (\text{A6})$$

$$J_{II} = \begin{pmatrix} -d_1 - g - \gamma_1 - \mu_1 & 0 \\ g & -d_2 - \gamma_2 - \mu_2 \end{pmatrix}, \quad (\text{A7})$$

$$J_{SE} = -\frac{1}{N^2} \begin{pmatrix} S_1 \eta_1 & S_1 \eta_1 \\ S_2 \eta_2 & S_2 \eta_2 \end{pmatrix}, \quad (\text{A8})$$

$$J_{SI} = -J_{EI}, \quad (\text{A9})$$

$$J_{SS} = \begin{pmatrix} \frac{S_1 \eta_1}{N^2} - \frac{\eta_1}{N} - (v_1 + \mu_1 + g) & 0 \\ g & \frac{S_2 \eta_2}{N^2} - \frac{\eta_2}{N} - (v_2 + \mu_2) \end{pmatrix}, \quad (\text{A10})$$

$$J_{SR} = J_{SV} = -J_{ER}, \quad (\text{A11})$$

$$J_{RI} = \begin{pmatrix} \gamma_1 & 0 \\ 0 & \gamma_2 \end{pmatrix}, \quad J_{RR} = \begin{pmatrix} -g - \mu_1 & 0 \\ g & -\mu_2 \end{pmatrix}, \quad (\text{A12})$$

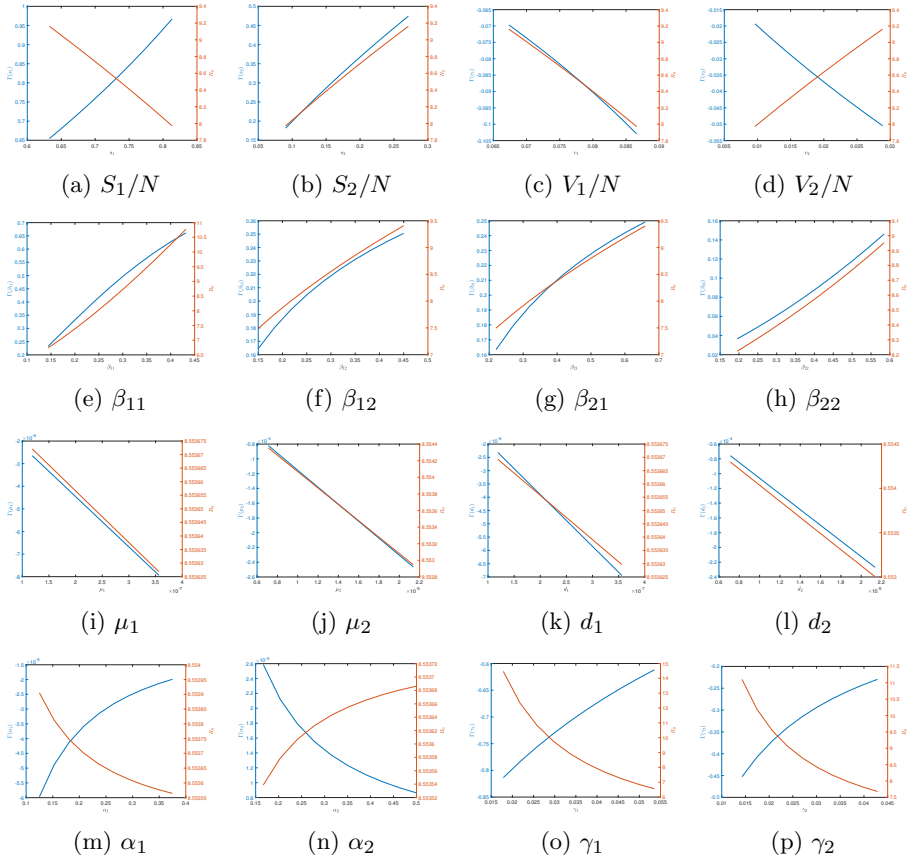
$$J_{VS} = \begin{pmatrix} v_1 & 0 \\ 0 & v_2 \end{pmatrix}, \quad J_{VV} = \begin{pmatrix} -g - \mu_1 & 0 \\ g & -\mu_2 \end{pmatrix}. \quad (\text{A13})$$

While the other matrices J_{IS} , J_{IR} , J_{IV} , J_{RE} , J_{RS} , J_{RV} , J_{VE} , J_{VI} , and J_{VR} are equal to zeros.

Appendix B Simulation Result of Sensitivity Analysis

References

- [1] Guan, W.-J., Ni, Z.-Y., Hu, Y., *et al.*: Clinical characteristics of coronavirus disease 2019 in china. *New England Journal of Medicine* **382**(18), 1708–1720 (2020)
- [2] Deforche, K.: An age-structured epidemiological model of the belgian covid-19 epidemic (2020)
- [3] Mark Kimathi, V.O. Samuel M Musili, Gathungu, D.K.: Age-structured model for covid-19:effectiveness of social distancing and contact reduction (2020)
- [4] Fatmawati, Dyah Purwati, U., Riyudha, F., *et al.*: Optimal control of a discrete age-structured model for tuberculosis transmission. *Heliyon* **6**(1), 03030 (2020)

**Fig. B1:** The sensitivity indices values

- [5] Zhou, L., Wang, Y., Xiao, Y., *et al.*: Global dynamics of a discrete age-structured sir epidemic model with applications to measles vaccination strategies. *Math Biosci* **308**, 27–37 (2019)
- [6] Cot, C., Cacciapaglia, G., Isind, A.S., *et al.*: Impact of us vaccination strategy on covid-19 wave dynamics. *Scientific Reports* **11**(1) (2021)
- [7] Makhoul, M., Chemaitelly, H., Ayoub, H.H., *et al.*: Epidemiological differences in the impact of covid-19 vaccination in the united states and china. *Vaccines* **9**(3), 223 (2021)
- [8] Huang, S.-Z., Wei, F., Peng, Z., *et al.*: Assessment method of coronavirus disease 2019 outbreaks under normal prevention and control. *Disease Surveillance* **35**(8), 679–686 (2020)

- [9] of Statistics, S.M.B.: Shijiazhuang City, the seventh national population census bulletin (No. 1). <https://www.sjz.gov.cn/col/1596018184396/2021/05/31/1622426640444.html>. [Online; accessed 21-October-2021] (2021)
- [10] of Statistics, S.M.B.: Shijiazhuang City, the seventh national population census bulletin (No. 2). <https://www.sjz.gov.cn/col/1596018184396/2021/05/31/1622426985480.html>. [Online; accessed 21-October-2021] (2021)
- [11] Wu Yu, L.M.: The incubation period of covid-19 caused by different sars-cov-2 variants. *Chinese General Practice* **25**(11), 1309 (2022)
- [12] Guo, J.H., Zhang, S.Y., Liu, X.S., *et al.*: Epidemiological characteristics of covid-19 outbreak in gaocheng district of shijiazhuang. *Zhonghua Liu Xing Bing Xue Za Zhi* **42**(10), 1769–1773 (2021)
- [13] Zhu, W., Zhang, M., Pan, J., *et al.*: Effects of prolonged incubation period and centralized quarantine on the covid-19 outbreak in shijiazhuang, china: a modeling study. *BMC Medicine* **19**(1) (2021)
- [14] Wu, S., Xue, L., Legido-Quigley, H., *et al.*: Understanding factors influencing the length of hospital stay among non-severe covid-19 patients: A retrospective cohort study in a fangcang shelter hospital. *PLOS ONE* **15**(10), 0240959 (2020)
- [15] Mizrahi, B., Shilo, S., Rossman, H., *et al.*: Longitudinal symptom dynamics of covid-19 infection. *Nature Communications* **11**(1) (2020)
- [16] Guan, W.-J., Ni, Z.-Y., Hu, Y., *et al.*: Clinical characteristics of coronavirus disease 2019 in china. *New England Journal of Medicine* **382**(18), 1708–1720 (2020)
- [17] Fanelli, D., Piazza, F.: Analysis and forecast of covid-19 spreading in china, italy and france. *Chaos Solitons Fractals* **134**, 109761 (2020)
- [18] Ioannidis, J.P.A.: Infection fatality rate of covid-19 inferred from seroprevalence data. *Bulletin of the World Health Organization* **99**(1), 19–33 (2021)
- [19] of Statistics, S.M.B.: 2020 Shijiazhuang Statistical Yearbook. <http://tjj.sjz.gov.cn/col/1584345186126/2021/07/21/1626855580453.html>. [Online; accessed 21-July-2021] (2021)
- [20] Driessche, P.v.d., Watmough, J.: Reproduction numbers and sub-threshold endemic equilibria for compartmental models of disease transmission. *Mathematical Biosciences* (2002)

- [21] Curtiss, D.R.: Recent extensions of descartes' rule of signs. *Annals of Mathematics* **19** (1918)
- [22] Meserve, B.E.: *Fundamental Concepts of Algebra*. Dover Publications, New York (1982)
- [23] Latham, D.E.S., M.L.: *The Geometry of René Descartes with a Facsimile of the First Edition*. Dover Publications, New York (1954)
- [24] Chitnis, N., Hyman, J.M., Cushing, J.M.: Determining important parameters in the spread of malaria through the sensitivity analysis of a mathematical model. *Bulletin of Mathematical Biology* **70**(5), 1272–1296 (2008)
- [25] Augeraud, E., Yang, J., Wang, G., *et al.*: Analysis of the age-structured epidemiological characteristics of sars-cov-2 transmission in mainland china: An aggregated approach. *Mathematical Modelling of Natural Phenomena* **15**, 39 (2020)
- [26] Cheng, X.M., Li, Y.F., Zhang, Y.L., et al.: The characteristics of and responses to the two covid-19 outbreak waves in hebei province of china, january 2020 to february 2021. *Epidemiology and Infection*, 1–22 (2021)
- [27] Wang, B., Zheng, H.: From blanket quarantine in wuhan to distant centralized quarantine in shijiazhuang: the evolution of china's covid-19 quarantine approach. *Infection* **49**(4), 765–767 (2021)
- [28] News, S.: The city held the second new crown pneumonia outbreak prevention and control conference. <https://www.sjz.gov.cn/col/1596014213243/2021/01/07/1610070300288.html>. [Online; accessed 7-Jaunary-2021] (2021)
- [29] Network, H.N.: Hebei is in full state of emergency. <http://wsjkw.hebei.gov.cn/html/zwyw/20210107/375266.html>. [Online; accessed 7-Jaunary-2021] (2021)
- [30] News, S.: The city held the ninth new crown pneumonia outbreak prevention and control conference. <https://www.sjz.gov.cn/col/1596014213243/2021/01/14/1610589345799.html>. [Online; accessed 14-Jaunary-2021] (2021)
- [31] Office, H.P.P.G.I.: Hebei held a press conference on the prevention and control of the new crown pneumonia outbreak (ninth). <http://www.scio.gov.cn/xwfbh/gssxwfbh/xwfbh/hebei/Document/1698137/1698137.htm>. [Online; accessed 28-Jaunary-2021] (2021)
- [32] Sun, J.W., Cui, Z.F., Li, F.J., *et al.*: Epidemiological characteristics of

novel coronavirus pneumonia in shijiazhuang, china. Zhonghua Jie He He
Hu Xi Za Zhi **44**(11), 961–965 (2021)