

NHA12D: A NEW PAVEMENT CRACK DATASET AND A COMPARISON STUDY OF CRACK DETECTION ALGORITHMS

Zhening Huang¹, Weiwei Chen¹, Abir Al-Tabbaa¹, Ioannis Brilakis¹

¹Department of Engineering, University of Cambridge

Abstract

Crack detection plays a key role in automated pavement inspection. Although a large number of algorithms have been developed in recent years to further boost performance, there are still remaining challenges in practice, due to the complexity of pavement images. To further accelerate the development and identify the remaining challenges, this paper conducts a comparison study to evaluate the performance of the state of the art crack detection algorithms quantitatively and objectively. A more comprehensive annotated pavement crack dataset (NHA12D) that contains images with different viewpoints and pavements types is proposed. In the comparison study, crack detection algorithms were trained equally on the largest public crack dataset collected and evaluated on the proposed dataset (NHA12D). Overall, the U-Net model with VGG-16 as backbone has the best all-around performance, but models generally fail to distinguish cracks from concrete joints, leading to a high false-positive rate. It also found that detecting cracks from concrete pavement images still has huge room for improvement. Dataset for concrete pavement images is also missing in the literature. Future directions in this area include filling the gap for concrete pavement images and using domain adaptation techniques to enhance the detection results on unseen datasets.

Introduction

Automated pavement inspection involves taking RGB images of pavements with surveying vehicles and assessing their condition with image processing technologies. Crack detection is the task to extract crack information from 2D pavement images. There are various definitions of crack detection, and this paper focuses on pixel-level crack detection, which classifies each pixel in an image into the crack or non-crack pixel. Cracking is the most common type of surface distress on pavements and the severity of cracking on pavements is an essential indicator of pavement conditions (Ragnoli, De Blasiis and Di Benedetto (2018)). As a result, crack detection plays a key role in pavement management systems for determining optimal maintenance strategies. Crack detection from 2D images is a long-standing research challenge due to its inherent irregular patterns of crack, noise in images and different lighting conditions. In the early days, researchers used image processing techniques such as edge detection to extract the skeleton of cracks from images. In recent years, a large number of machine learning-based crack detection algorithms, such as DeepCrack (Jenkins et al. (2018)), CrackForest (Shi et al. (2016)) have been developed and many of them demonstrated promising performance. However, to

date, fully automatic crack detection remains a challenge as in practice, pavement images captured on highways have more complex backgrounds and conditions than images in public datasets.

To further accelerate the performance, we propose a new dataset, which contains images with more comprehensive cases, such as different pavement types and viewpoints. The pavement images in the proposed dataset were captured by National Highway’s digital survey vehicles on the A12 network, the UK. Cracks in the proposed dataset were visually identified and labelled at the pixel level. Moreover, a benchmark study for the state of the art (SOTA) crack detection algorithms is conducted, where three SOTA crack detection algorithms were selected and tested on the proposed dataset. The performance of three different detection models is quantitatively and objectively evaluated with consistent evaluation matrices. The detection results, as an example shown in Figure 1, are used to identify the remaining challenges and potential directions for future development.

This paper is organized as follows. The section **Introduction** briefly introduces the background, research gap, and objectives for this study. The section **“Related Work”** describes the state of the art crack detection algorithms, existing benchmark studies and available pixel-level crack detection datasets. The section **“Methodology”** discusses the proposed dataset and implementation details for the comparison study. The section **“Results and Discussion”** evaluates the numerical and visual results of the models and discusses outcomes. The potential future research direction is also highlighted. The section **“Conclusions”** presents the study conclusions and highlights recommendations for future research.

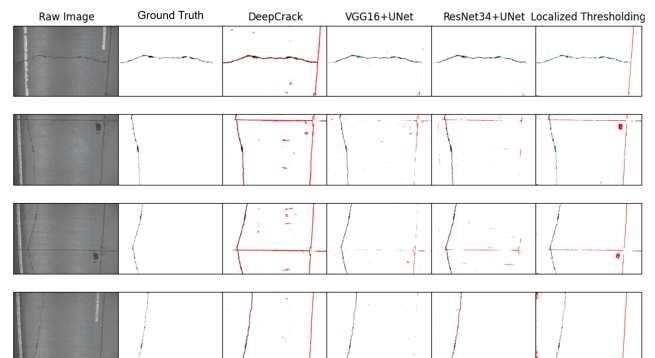


Figure 1: Crack detection results on the proposed dataset. SoTA crack detection algorithms still have outstanding high false positive rates on concrete pavement images. Black pixels: true positive; red pixels: false positive; green pixels: false negative

Related Work

In the past two decades, methods to detect cracks from 2D pavement images have been investigated extensively as the need to achieve automated pavement inspection arises. In general, methods proposed by different scholars can be divided into two categories: Image processing-based methods and machine learning-based methods. Image processing-based methods use techniques such as intensity thresholding (Wang and Tang (2011); Katakam (2009); Oliveira and Correia (2009); Li et al. (2016); Tang and Gu (2013); Hu and Zhao (2010)), edge detection (Zhao, Qin and Wang (2010); Attoh-Okine and Ayenu-Prah (2008); Wang, Li and Gong (2007); Yan et al. (2007)) to extract crack skeleton from images. However, these methods tend to fail under complicated backgrounds and have low robustness against the change of environments. Machine learning-based methods, especially deep learning methods, although require a large amount of annotated datasets for training, have shown impressive results in recent years and outperform image processing-based methods in many dimension.

Crack Detection Algorithms

In the past five years (2016-2021), numerous machine learning algorithms were developed for crack detection. Shi et al. (2016) proposed a novel crack detection framework based on random structured forests named Crack-Forest. Some general algorithms for 2D image segmentation, such as UNet (Jenkins et al. (2018)), DeepLab (Chen and Jahanshahi (2018)) have also been proven to be very powerful for crack segmentation. Lau et al. (2020) proposed a UNet based network architecture in which they replace the encoder with a pre-trained ResNet-34 neural network. Likewise, Dung and Anh (2019) proposed a method based on a deep fully convolutional network (FCN) to detect cracks in concrete images. Jenkins et al. (2018) proposed DeepCrack CNN for automatic crack detection by learning high-level features for crack representation. Yang et al. (2020) proposed a novel network architecture, named Feature Pyramid and Hierarchical Boosting Network (FPHBN), for pavement crack detection. These methods have all been tested on public data and proved to have great results. However, most algorithms are only tested on one or two public datasets, while their robustness across multiple datasets remains unevaluated.

Comparison Studies

With the rapid emergence of new crack detection algorithms, the necessity to benchmark different crack detection algorithms also increases. In the literature, most model comparisons were conducted when a new algorithm was proposed (Yang et al. (2020); Zou et al. (2019); Lau et al. (2020); Li et al. (2019)). This type of comparison, however, tends to be inaccurate due to several reasons. For example, in some publications, different CNN-based models were evaluated without being trained on the same

dataset, which makes the comparison unrigorous as the training scheme has sufficient impacts on the model performance. Also, the detection results in some papers were cited directly from other papers without considering the image pre-processing steps, implementation methods and evaluation details. Results from these comparisons tend to subject to bias to support the proposed algorithms. In the past, there are also some research work that specifically focused on model comparison. For example, Tsai, Kaul and Mersereau (2010) carried out a benchmark study for various crack detection models. In this work, six different algorithms were tested on pavement images captured on interstate highway I-75/I-85 near Atlanta and provided by the Georgia Department of Transportation. However, as this work was conducted in 2010, before the rise of machine learning-based methods, only image processing models were assessed. Dorafshan, Thomas and Maguire (2018) also tested six edge detection models and three deep learning models on concrete images. However, models used in that study detect cracks on classification level and cannot achieve pixel-level detection. Hsieh and Tsai (2020) carried out a benchmark for machine learning-based crack detection models, but their focuses were on 3D crack pavement images that were captured by laser scanners. Therefore, a comprehensive and robust comparison of the latest 2D crack detection algorithms is still missing in the literature.

Crack Detection Dataset

To fulfil the needs of benchmark study and training machine learning models, several crack detection datasets were proposed in the literature. A comprehensive search of the public crack dataset that labelled crack at the pixel level is conducted and the available datasets are listed in Table 1. CFD dataset (Shi et al. (2016)) is the most widely used dataset for crack detection, which consists of 118 images of cracks on urban road surfaces in Beijing taken by iPhone 5. Each image is resized to 480×320 pixels and has been labelled at the pixel level. Similarly, Crack500 (Lau et al. (2020)) that were collected on the main campus of Temple University using cell phones, consists of 500 RGB images of pavement cracks of size around 2560×1440 pixels that. The other seven datasets in the literature, along with their parameters, are listed in table 1. In summary, most datasets were captured on asphalt pavements, and images on concrete pavement is rare. Despite a large number of available datasets in the literature, the dataset that covers a range of complicated scenes on pavements is still needed.

Methodologies

Proposed Dataset

An annotated road crack dataset named NHA12D is proposed. The proposed dataset is directly taken by National Highways Surveying vehicles. This dataset is composed

Table 1: A comparison of existing crack dataset and the proposed NHA12D dataset

NAME	REFERENCE	RESOLUTION	TYPE OF LABEL	VIEWPOINT	SURFACE
CFD ¹	Shi et al. (2016)	480 × 320	Pixel-Level	Vertical	Asphalt
Crack500	Lau et al. (2020)	2560 × 1440	Pixel-Level	Random	Asphalt
CrackTree260	Zou et al. (2012)	960 × 720	Skeleton ²	Vertical	Asphalt
DeepCrack	Zou et al. (2019)	544 × 384	Pixel-Level	Random ³	Random
GAPs384	Yang et al. (2020)	1920 × 1080	Patch-Level ⁴	Vertical	Asphalt
Stone331	Zou et al. (2019)	1024 × 1024	Pixel-Level	Random	Stone
CRKWH100	Zou et al. (2019)	512 × 512	Pixel-Level	Vertical	Asphalt
CrackLS315	Zou et al. (2019)	512 × 512	Pixel-Level	Vertical	Asphalt
AigleRN	S. Chambon (2011)	991 × 462	Pixel-Level	Vertical	Asphalt
NHA12D	–	1920 × 1080	Pixel-Level	Vertical+Forwarding	Concrete+Asphalt

¹ Most commonly used crack dataset to verify the detection results for crack detection models

² CrackTree260 labels only depict the skeleton of the crack without rendering the width

³ DeepCrack contains a variety of surface including pavements, building walls, stone, metals and so on.

⁴ GAPs384 are divided into 64 × 64 patches and each patch is labelled as a crack or not

of 80 pavement images, including 40 concrete pavement images and 40 asphalt pavement images. Each image has a resolution of 1920 × 1080 and captures the view for an individual lane on the A12. Some images also contain vehicles, road markings, road studs, water stains, and other random objects. Concrete pavements have transversal and longitudinal joints every certain meter, which can be challenging for crack detection models to differentiate. For different types of pavements, 25 images were taken by cameras with a vertical viewpoint, and the other 15 were taken with a forwarding camera¹.

Each image was carefully labelled at the pixel level. The segmentation masks are binary images where crack pixels have 255 as their intensity value while the other areas, i.e. backgrounds have intensity values of 0, as shown in Figure 2.

Models selection

Three crack detection models were selected for this benchmark study, including:

- VGG-16/UNet (Dung and Anh (2019)), a model that uses VGG-16 as the backbone encoder, UNet as the main architecture, and *binary cross entropy* as loss function
- DeepCrack (Zou et al. (2019)), a CNN-based model that is designed specifically for crack segmentation
- ResNet-34/UNet (Lau et al. (2020)), a model that has ResNet-34 as its backbone, UNet as main architecture, and the model is trained directly by optimizing the *dice coefficient*

Implementation Details

All training experiments in this project were performed on Intel Core i7-8700 Six-Core CPU and a single NVIDIA Tesla P100 16 GB GPU. The implementation details for different models are listed below:

¹Available at <https://github.com/ZheningHuang/NHA12D-Crack-Detection-Dataset-and-Comparison-Study>

- **VGG-16/UNet:** The VGG-16/UNet architecture is built with implemented with Pytorch API. The weights of VGG-16 pre-trained on the ImageNet dataset is used for initialization.
- **DeepCrack:** The DeepCrack Model was also developed with Pytorch. The source code was published along with the paper and was used in this project for training and testing (Zou et al. (2019)).
- **ResNet-34/UNet:** A model to implement ResNet-34/UNet was developed with Tensorflow/ Keras. The ResNet-34 encoder was pre-trained on ImageNet datasets.

Training Scheme

To optimize the performance of learning based models, we trained all models on a comprehensive dataset that contains all available crack datasets listed in table 1. We also added some non-crack images for data balance purposes. Overall, this merged dataset contains 11,220 images, with the data distribution and pixel evaluation shown in Table 2. All images were resized to 448 × 448.

Table 2: Distribution of crack and Non-crack images in the merged dataset

IMAGE TYPE	NUMBER IN TRAINING SET	NUMBER IN VALIDATION SET
Crack Images	8405	1484
Non-Crack Images	1199	212

Data Augmentation

Image augmentation artificially creates training images through different processing methods or a combination of multiple processing methods. It can enlarge the training dataset and therefore boost the performance of models.




Figure 2: Our proposed Crack Detection Dataset (NHA12D) contains different pavement types and viewpoints images. Each image captures the view of entire lanes and provides the high-quality pixel-level crack annotation.
C: Concrete, A: Asphalt, F: Forwarding view, V: Vertical view

In this experiment, image augmentation was applied randomly to each image during the training process to increase the number of training examples virtually. Three types of augmentation were performed:

- Rotate image randomly between 0° to 360°
- Random flips in horizontal and vertical axes
- Random change in lighting

The same augmentation was also applied to the ground truth of each training image, except for the random change in lighting.

Testing Scheme

Patchwise testing scheme

Four crack detection model takes images input of size 256×256 . For large images that have a size of 1920×1080 . This resizing process can significantly reduce the information stored in the images and therefore harm the testing results. To overcome this problem, we develop a new testing scheme that first crops the raw images into 24 small patches, which have sizes of 270×320 . Each patch was then tested independently with the detection models and the testing results were merged to form the final prediction. Another reason for cropping raw images is to compensate for the pixel ratio difference between testing and training datasets. As shown in table 3, for crack images in the training dataset, the crack pixel ratio is 4.66%, while in the NHA12D dataset, this ratio is 0.40% originally. Cropping images using the aforementioned method can significantly increase the ratio of crack pixels in crack images by around six times, to 2.40%. Narrowing down the ratio difference between testing and training datasets has the potentials to boost the model performance.

Table 3: The percentage of crack and non-crack pixels in the NHA12D dataset, before and after the patch-wise pre-processing step

PRE-PROCESSING	CRACK PIXEL	NON-CRACK PIXEL
Before	0.40%	99.60%
After	2.40%	96.60%
Training Set	4.66%	95.34%

Otsu thresholding

The testing results from different models are greyscaled images that have pixel intensity varies from 0 to 255. The value of each pixel represents the likelihood of that pixel being a crack. However, the ground truth dataset is made up of binary images with the crack pixels being 255 and non-crack pixels being 0. To make them comparable, the Otsu thresholding method was applied to binarize the testing results. Otsu threshold returns a single intensity threshold that separates pixels into two classes, foreground and background, by minimizing intra-class intensity variance. An example of this operation is shown in Figure 3.

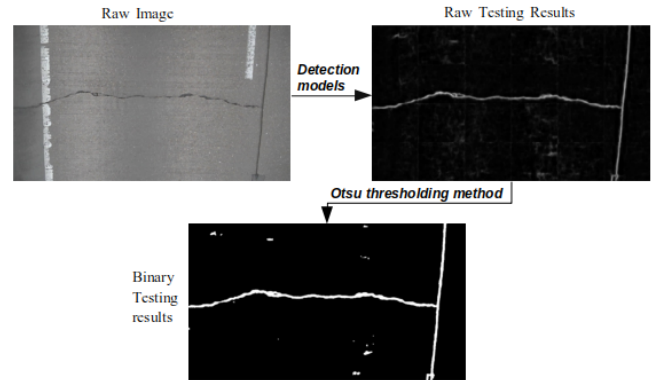


Figure 3: An illustration of using the Otsu threshold to binarize testing results.

Evaluation metrics

Precision, Recall and F1 score are the three most commonly used parameters for crack detection evaluation, so we choose this metrics for this study. Three parameters can be obtained by using the following equations.

$$\text{Precision} = \frac{TP}{TP + FP} \quad \text{Recall} = \frac{TP}{TP + FN}$$

$$F_1 = \frac{2 \times TP}{2 \times TP + FP + FN}$$

In the evaluation step, the value of TN, FP, FN, TP were calculated by comparing the binary testing results of images to their ground truth segmentation masks. Also because there are transition regions between the crack pixels and the non-crack pixels in the subjectively labelled ground truth, results that are two pixels near any labelled crack pixel are considered as true positives. This evaluation convention is widely used in other crack detection research (Lau et al.

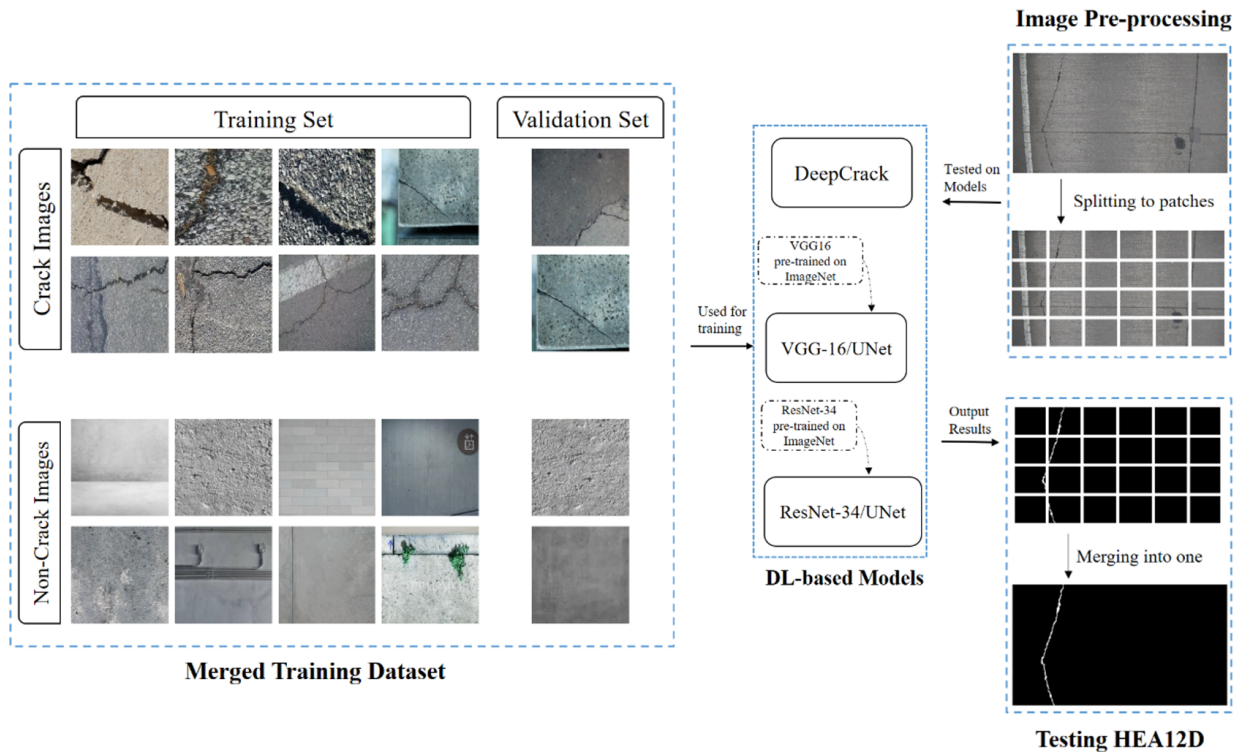


Figure 4: The overall training and testing process of this benchmark study. The NHA12D were split into patches before being tested on three CNN-based models that were pre-trained on the merged dataset and the Localized Thresholding model. The tested patches were merged to form the final testing results.

(2020); Amhaz et al. (2016); Fan et al. (2018); Liu et al. (2019); Ai et al. (2018)). The overall training and testing process are illustrated in Figure 4.

Results and Discussion

Numerical Results

The testing results of three models on different images were evaluated from various perspectives. All results are summarized in Table 4. From the result, the VGG-16/UNet model has the best overall performance, as the F1 score indicates. The second-best performance model is the ResNet34/UNet model. From The recall perspective, the DeepCrack model outperformed other models with a very high margin, while from the precision perspective, two UNet-based models demonstrated similar performance and outperform better than the other two models. Models tested on concrete pavement images generally had higher recall scores, but lower precision scores, due to the false positive results on concrete joint region.

Visual Results

Figure 5 shows sample visual results from different models. In total, 8 images are presented, including two images for each pavement type on each viewpoint. Black and Red colours are used to indicate true positive pixels and false-positive pixels respectively.

The DeepCrack model generally captured all crack pixels in images regardless of viewpoints and pavement types, although it also commonly misrecognized concrete joints as

cracks in all images. Visually, the VGG-16/UNet model has the closest match to the ground truth segmentation mask. The ResNet-34/UNet model demonstrated a very similar performance to the VGG-16/UNet model. The Localized thresholding model has reasonable performance on some images, but overall it failed to do the crack detection job on the NHA12D dataset.

Discussion

Considering that the purpose of using crack detection algorithms is to eliminate or sufficiently reduce the need to examine the raw images, it is important to capture most cracks and avoid misclassifying healthy surfaces. From this perspective, the three latest crack detection models perform poorly on the proposed pavement dataset. All models were unable to differentiate between cracks and concrete joints, leading to a high false-positive rate. Also, some model failed to recognize obvious cracks on asphalt pavements, making them unusable in real practice. The training dataset, which is a large collection of all available crack datasets, contains very few images for concrete pavements where joints and cracking co-exist. Consequently, such knowledge cannot transfer to model. This highlights the need to collect and label concrete pavement images for crack detection.

Another reason for the unsatisfactory performance is the difference between the training datasets and testing datasets. The machine learning model normally assumes that the training and testing sets come from the same dis-




Figure 5: Eight examples of crack detection results by different models, including 2 images for each pavement type on each viewpoint in NHA12D dataset.

Black pixels: True Positive; Red pixels: False Positive, Green Pixels: False Negative

Table 4: Quantitative comparisons of Four Algorithms on the NHA12D dataset, with the highest value highlighted in bold

PAVEMENT TYPE	TECHNIQUE	VERTICAL VIEW			FORWARDING VIEW		
		RECALL	PRECISION	F1-SCORE	RECALL	PRECISION	F1-SCORE
Concrete	DeepCrack	0.963	0.219	0.349	0.966	0.141	0.243
	VGG16/UNet	0.915	0.507	0.638	0.924	0.353	0.504
	ResNet34/UNet	0.935	0.427	0.570	0.922	0.250	0.385
Asphalt	DeepCrack	0.903	0.356	0.505	0.803	0.320	0.435
	VGG16/UNet	0.780	0.565	0.646	0.616	0.557	0.570
	ResNet34/UNet	0.733	0.533	0.603	0.498	0.564	0.477

tributions/domain. Directly applying the trained model on the new dataset may cause degradation in the performance. In our case, models were trained on public crack datasets but then tested on new images in NHA12D dataset, which is a typical Domain Shift challenge. To overcome these challenges, using domain adaptation techniques such as generating synthetic data can boost performance. Research in this area is less studied in current literature.

Conclusions

Crack detection from 2D images has been investigated intensively and a large number of papers have been published in the last two decades. However, fully automated crack detection remains challenging due to the complex pavement images captured in practice. To thoroughly examine the SOTA crack detection algorithms, we proposed a new dataset that contains a more complicated background and various types of pavement. Also, we conducted a robust benchmark study of three the state of the art crack detection algorithms, including DeepCrack, VGG-16/UNet and Resnet34/UNet, on the proposed dataset, to quantitatively and objectively evaluate their performance. Experiments show that there is still a gap in concrete pavement crack detection because current models fail to separate concrete joints and cracks. From the outcome of the benchmark study, we identify the potential directions in the future including, a) producing the more well-labelled crack images on concrete pavements and developing algorithms for concrete pavement images, b) applying domain adaptation techniques to enhance the model performance on unseen images.

References

- Ai, Dihao, Guiyuan Jiang, Lam Siew Kei and Chengwu Li. 2018. "Automatic Pixel-Level Pavement Crack Detection Using Information of Multi-Scale Neighborhoods." *IEEE Access* 6:24452–24463.
- Amhaz, Rabih, Sylvie Chambon, Jerome Idier and Vincent Baltazart. 2016. "Automatic Crack Detection on Two-Dimensional Pavement Images: An Algorithm Based on Minimal Path Selection." *IEEE Transactions on Intelligent Transportation Systems* 17(10):2718–2729.
- Attoh-Okine, Nii and Albert Ayenu-Prah. 2008. "Evaluating pavement cracks with bidimensional empirical mode decomposition." *Eurasip Journal on Advances in Signal Processing* 2008.
- Chen, Fu Chen and Mohammad R. Jahanshahi. 2018. "NB-CNN: Deep Learning-Based Crack Detection Using Convolutional Neural Network and Naïve Bayes Data Fusion." *IEEE Transactions on Industrial Electronics* 65(5):4392–4400.
- Dorafshan, Sattar, Robert J. Thomas and Marc Maguire. 2018. "Comparison of deep convolutional neural networks and edge detectors for image-based crack detection in concrete." *Construction and Building Materials* 186:1031–1045.
- Dung, Cao Vu and Le Duc Anh. 2019. "Autonomous concrete crack detection using deep fully convolutional neural network." *Automation in Construction* 99(November 2018):52–58.
- Fan, Zhun, Yuming Wu, Jiewei Lu and Wenji Li. 2018. Automatic Pavement Crack Detection Based on Structured Prediction with the Convolutional Neural Network. Technical report.
- Hsieh, Yung-An and Yichang James Tsai. 2020. "Machine Learning for Crack Detection: Review and Model Performance Comparison." *Journal of Computing in Civil Engineering* 34(5):04020038.
- Hu, Yong and Chun-xia Zhao. 2010. "A Novel LBP Based Methods for Pavement Crack Detection." *Journal of Pattern Recognition Research* 5(1):140–147.
- Jenkins, Mark David, Thomas Arthur Carr, Maria Insa Iglesias, Tom Buggy and Gordon Morison. 2018. A deep convolutional neural network for semantic pixel-wise segmentation of road and pavement surface cracks. In *European Signal Processing Conference*. Vol. 2018-Septe European Signal Processing Conference, EU-SIPCO pp. 2120–2124.
- Katakam, Nikhil. 2009. "Pavement Crack Detection System Through Localized Thresholding." (August):2200.

- Lau, Stephen L.H., Edwin K.P. Chong, Xu Yang and Xin Wang. 2020. "Automated Pavement Crack Segmentation Using U-Net-Based Convolutional Neural Network." *IEEE Access* 8:114892–114899.
- Li, Haifeng, Dezhen Song, Yu Liu and Binbin Li. 2019. "Automatic Pavement Crack Detection by Multi-Scale Image Fusion." *IEEE Transactions on Intelligent Transportation Systems* 20(6):2025–2036.
- Li, Peng, Chao Wang, Shuangmiao Li and Baocai Feng. 2016. "Research on crack detection method of airport runway based on twice-threshold segmentation." *Proceedings - 5th International Conference on Instrumentation and Measurement, Computer, Communication, and Control, IMCCC 2015* pp. 1716–1720.
- Liu, Wenjun, Yuchun Huang, Ying Li and Qi Chen. 2019. "FPCNet: Fast Pavement Crack Detection Network Based on Encoder-Decoder Architecture."
- Oliveira, Henrique and Paulo Lobato Correia. 2009. "Automatic road crack segmentation using entropy and image dynamic thresholding." *European Signal Processing Conference* pp. 622–626.
- Ragnoli, Antonella, Maria Rosaria De Blasiis and Alessandro Di Benedetto. 2018. "Pavement Distress Detection Methods: A Review." *Infrastructures* 3(4).
- S. Chambon, AigleRN. 2011. "Results with AigleRN images." <https://www.irit.fr/~Sylvie.Chambon/AigleRN.html>. Accessed: 2021-07-10.
- Shi, Yong, Limeng Cui, Zhiquan Qi, Fan Meng and Zhen-song Chen. 2016. "Automatic Road Crack Detection Using Random Structured Forests." *IEEE Transactions on Intelligent Transportation Systems* 17(12):1–12.
- Tang, Jinshan and Yanliang Gu. 2013. "Automatic crack detection and segmetnation using a hybrid algorithm for road distress analysis." *Proceedings - 2013 IEEE International Conference on Systems, Man, and Cybernetics, SMC 2013* pp. 3026–3030.
- Tsai, Yi Chang, Vivek Kaul and Russell M. Mersereau. 2010. "Critical assessment of pavement distress segmentation methods." *Journal of Transportation Engineering* 136(1):11–19.
- Wang, Kelvin C.P., Qiang Li and Weiguo Gong. 2007. "Wavelet-based pavement distress image edge detection with a trous algorithm." *Transportation Research Record* (2024):73–81.
- Wang, Shengchun and Wensheng Tang. 2011. "Pavement crack segmentation algorithm based on local optimal threshold of cracks density distribution."
- Yan, Maode, Shaobo Bo, Kun Xu and Yuyao He. 2007. "Pavement crack detection and analysis for high-grade highway." *2007 8th International Conference on Electronic Measurement and Instruments, ICEMI* pp. 4548–4552.
- Yang, Fan, Lei Zhang, Sijia Yu, Danil Prokhorov, Xue Mei and Haibin Ling. 2020. "Feature Pyramid and Hierarchical Boosting Network for Pavement Crack Detection." *IEEE Transactions on Intelligent Transportation Systems* 21(4):1525–1535.
- Zhao, Huili, Guofeng Qin and Xingjian Wang. 2010. "Improvement of canny algorithm based on pavement edge detection." *Proceedings - 2010 3rd International Congress on Image and Signal Processing, CISP 2010* 2:964–967.
- Zou, Qin, Yu Cao, Qingquan Li, Qingzhou Mao and Song Wang. 2012. "CrackTree: Automatic crack detection from pavement images." *Pattern Recognition Letters* 33(3):227–238.
- Zou, Qin, Zheng Zhang, Qingquan Li, Xianbiao Qi, Qian Wang and Song Wang. 2019. "DeepCrack: Learning hierarchical convolutional features for crack detection." *IEEE Transactions on Image Processing* 28(3):1498–1512.