

# Molecular hydrogen in absorption at high redshifts. Science cases for CUBES.

S.A. Balashev<sup>1</sup> · P. Noterdaeme<sup>2,3</sup>

Received: date / Accepted: date

**Abstract** Absorption lines from molecular hydrogen ( $\text{H}_2$ ) in the spectra of background sources are a powerful probe of the physical conditions in intervening cold neutral medium. At high redshift,  $z > 2$ ,  $\text{H}_2$  lines are conveniently shifted in the optical domain, allowing the use of ground-based telescopes to perform high-resolution spectroscopy, which is essential for a proper analysis of the cold gas. We describe recent observational progress, based on the development of efficient pre-selection techniques in low-resolution spectroscopic surveys such as the Sloan Digital Sky Survey (SDSS). The next generation of spectrographs with high blue-throughput, such as CUBES, will certainly significantly boost the efficiency and outcome of follow-up observations. In this paper, we discuss high priority science cases for CUBES, building on recent  $\text{H}_2$  observations at high- $z$ : probing the physical conditions in the cold phase of regular galaxies and outflowing gas from active galactic nucleus.

**Keywords** Molecular hydrogen · Quasar absorption lines · Active galactic nuclei

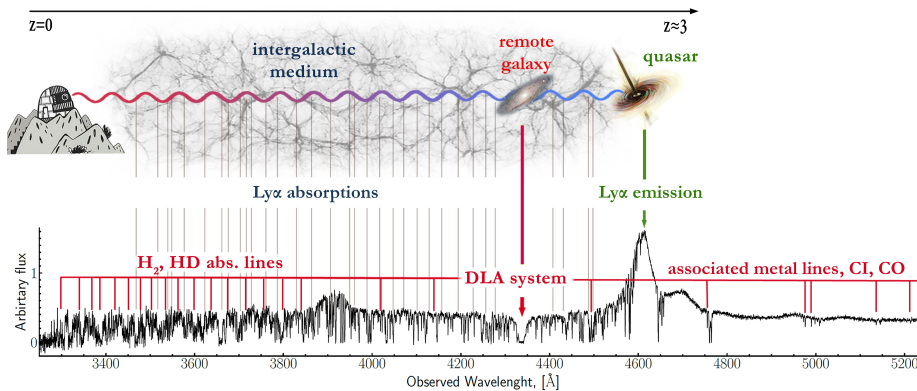
## 1 Introduction

Molecular hydrogen ( $\text{H}_2$ ) – the most abundant molecule in the Universe – traces the cold ( $T \sim 100$  K) phase of the neutral gas. Since this phase is inclined to gravitational collapse through Jeans instability, understanding its physical and chemical properties is fundamental for a complete theory of star-formation throughout the Universe’s history. Molecular hydrogen can be detected directly through electronic absorption lines in the Lyman and Werner bands ( $\sim 91 - 110$  nm rest-frame) [11, 63]. At high redshift ( $z > 2$ ),  $\text{H}_2$  lines are conveniently shifted into optical domain and become accessible for the ground telescopes. Because of their brightness, quasars are generally used as background sources, although there is growing

<sup>1</sup> Ioffe Institute, Politekhnikeskaya 26, 194021 Saint Petersburg, Russia

<sup>2</sup> Franco-Chilean Laboratory for Astronomy, Camino El Observatorio 1515, Las Condes, Santiago, Chile

<sup>3</sup> Institut d’Astrophysique de Paris, CNRS-SU, UMR 7095, 98bis bd Arago, 75014 Paris, France  
E-mail: s.balashev@gmail.com, noterdaeme@iap.fr



**Fig. 1** Sketch of the studies of  $\text{H}_2$ -bearing damped  $\text{Ly}\alpha$  systems (DLAs) at high redshift towards quasars. The red lines mark absorption lines associated with DLAs, that are likely produced by interstellar or circum-galactic neutral gas located on the line of sight. These lines include H I Lyman series, metal absorption lines as well as lines from  $\text{H}_2$ , HD and CO molecules.

interest in the use of gamma-ray burst afterglows as well [54,28,10]. The large collecting area of ground-based telescopes, combined with high-resolution spectrographs, permits to resolve narrow  $\text{H}_2$  lines that typically arise from several rotational levels in the cold  $\sim 100$  K neutral medium (see e.g. [5]). The ability to detect rotational levels is key to probe the physical conditions in the gas by modelling the relative population of  $\text{H}_2$  levels (e.g. [25]).

In this paper, we briefly describe an historical perspective and recent progress in studying diffuse molecular and translucent gas at high- $z$ , through  $\text{H}_2$  absorption lines, mostly with Ultraviolet-Visual Echelle Spectrograph (UVES, [15]) and X-shooter [72] instruments on the Very Large Telescope (VLT) in Paranal. We discuss the tremendous boost in this field that would be enabled by Cassegrain U-Band Efficient Spectrograph (CUBES, [75]), in particular thanks to its efficient coverage of  $\sim 300 - 400$  nm wavelengths. Key benefits will be: (i) an increase of the sample sizes of reachable systems by an order of magnitude. The corresponding systems are already available from pre-selection in the Sloan Digital Sky Survey (SDSS, [74]) but other surveys will also contribute to discover new ones; (ii) the access to more extreme and elusive environments (e.g. more dusty/molecular rich). This will allow us not only to access the thermal state of the cold phase of the neutral medium of the overall population of high- $z$  galaxies but also to investigate the active galactic nuclei (AGN) feedback and quasar environment as probed by a recently discovered population of proximate  $\text{H}_2$  absorption systems<sup>1</sup>.

<sup>1</sup> "Proximate" here refers to absorption systems with redshift  $z_{\text{abs}}$  similar to that of the quasar emission,  $z_{\text{em}}$ , typically with  $\Delta v \approx c \cdot |z_{\text{abs}} - z_{\text{em}}| / (1 + z_{\text{em}}) < \text{few} \times 1000 \text{ km s}^{-1}$ , where  $c$  is the speed of light. Such absorption systems can be physically associated with the quasar and/or its host galaxy.

## 2 Observations of H<sub>2</sub> absorption

Molecular hydrogen being a homonuclear molecule, it has no dipole moment in the ground electronic state. Therefore, in emission, H<sub>2</sub> can be observed only under specific conditions in the interstellar medium (ISM) – mainly in photo-dissociated regions, which represent dense and warm gas, with temperatures  $\gtrsim 500$  K – the typical distances between rotational energy levels of ortho- or para-H<sub>2</sub>. In turn, the electronic Lyman ( $B^1\Sigma_u^+ - X^1\Sigma_g^+$ ) and Werner ( $C^1\Pi_u - X^1\Sigma_g^+$ ) bands transition of H<sub>2</sub> are permitted. These transitions were first detected in space via rocket flight observations by [11] and then extensively analysed using the Copernicus satellite [63], mostly towards bright nearby stars. These, as well as following observations by the Far Ultraviolet Spectroscopic Explorer (FUSE, [59]) satellite, concerned the local group [62,67]. In total, about 140 sightlines with H<sub>2</sub> detection were identified in FUSE data, through a recent reanalysis by [61].

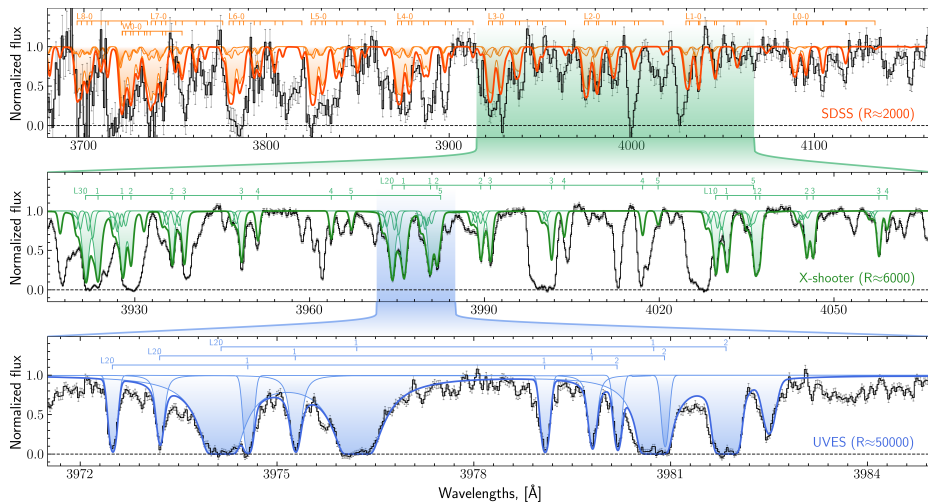
### 2.1 High redshifts

In principle, and somehow paradoxically, H<sub>2</sub> in remote galaxies is easier to observe than locally, owing to the Lyman and Werner bands of H<sub>2</sub> being redshifted into the optical domain. This permits the use of large optical telescopes to collect high-resolution spectra ( $R \gtrsim 50000^2$ ) of the background source. In comparison, low- $z$  observations have been predominantly performed at  $R \lesssim 20000$ . The gain in resolution for high- $z$  observations is an important advantage, since it allows to fully resolve the H<sub>2</sub> bands and to perform a proper de-blending from the Lyman- $\alpha$  forest as well as between H<sub>2</sub> velocity components. The instrumental profile is then also getting much closer to the intrinsic width of individual H<sub>2</sub> components that typically have Doppler parameters of only a few  $\text{km s}^{-1}$  or less, allowing much more precise measurements. At high redshifts, quasars and gamma ray burst (GRB) afterglows can be used as bright background sources, albeit with some limiting capabilities in case of GRBs due their transient (a rapid decrease in luminosity) nature. In practice, H<sub>2</sub> absorption lines are always found to be associated with high column densities of neutral hydrogen, with the corresponding H I Lyman series lines being located in the same wavelength region (see Fig. 1) The overall measured H I column densities<sup>3</sup> throughout H<sub>2</sub>-bearing systems are typically  $\log N(\text{H I}) > 19$  and possibly much above. H<sub>2</sub> absorption systems hence belong to either the so-called Damped Lyman- $\alpha$  systems (DLAs), with  $\log N(\text{H I}) \geq 20.3$ , or to strong sub-DLAs with  $19 \leq \log N(\text{H I}) < 20.3$ . A third sub-class has recently been introduced for the highest column densities, with  $\log N(\text{H I}) > 21.7$  and dubbed extremely strong DLAs (ESDLAs, [44]).

The first H<sub>2</sub> absorption system at high  $z$  was detected serendipitously by [31] towards PKS 0528 – 250 using only 2 Å resolution spectrum obtained by Anglo-Australian 3.9m telescope [33]. The second high- $z$  H<sub>2</sub> absorption system was detected only a decade later [16] using the Multiple Mirror Telescope, indicating a very slow progress in this field in pre-VLT/Keck era.

<sup>2</sup> Corresponding to full width half maximum (FWHM) of the instrument function,  $\text{FWHM} = c/R \approx 6 \text{ km s}^{-1}$ , where  $c$  is the speed of light.

<sup>3</sup> Here and after the column densities,  $N$ , are expressed in particles (atoms or molecules) per  $\text{cm}^2$



**Fig. 2** Portions of spectra of J 1237 + 0647 featuring  $H_2$  absorption lines from a system at  $z = 2.625$ , see [43]. The top, middle and bottom panels correspond to the spectrum obtained using SDSS ( $R \approx 2000$ ), X-shooter ( $R \approx 6000$ ) and UVES ( $R \approx 50000$ ), respectively. The black and colored thick lines show the observed spectrum and total model profile of  $H_2$  absorption system, respectively. The colored lines and regions in each panel show the profiles of individual velocity components, that are resolved and fitted using the UVES spectrum [43]. The horizontal line with marks show the positions of  $H_2$  absorption lines of the Lyman (denoted as  $L$ ) and Werner (denoted as  $W$ ) bands from different rotational levels, with the number above each tick indicate the rotational level.

## 2.2 VLT/Keck era

A new epoch of high- $z$   $H_2$  absorption studies began with the advent of high-resolution spectrographs, High Resolution Echelle Spectrometer (HIRES, [73]) and UVES on the 8-m class telescopes Keck and VLT, respectively. This resulted in an increase of the number of detected molecular hydrogen absorption systems, with the most important contribution arising from the VLT, thanks to dedicated and regular science programs to search for  $H_2$  [50,30,65]. The UVES database for  $H_2$  systems comprised thirteen  $H_2$  systems [39]. On Keck telescope, in spite of a large observational program focusing on DLAs ( $\gtrsim 100$  DLA were studied at  $z \gtrsim 2$  [52]),  $H_2$  was reported in only a handful of systems [53,23], mostly due a wavelength coverage not optimised from  $H_2$  during observations. The semi-blind surveys on these telescopes (and also Magellan, see [21]) indicated that the incidence rate of  $H_2$  in DLAs is pretty low  $\sim 10\%$  for  $H_2$  column densities above  $10^{17} \text{ cm}^{-2}$  [39]. An independent estimate of the incidence rate in the overall population of DLAs,  $\sim 4.0 \pm 0.5(\text{stat.}) \pm 1.0(\text{syst.})\%$  for saturated  $H_2$  absorption systems ( $\log N(H_2) > 18$ ) was later obtained from the detection of  $H_2$  lines in the composite DLA spectrum [7] constructed with SDSS.

## 3 Pre-selection with SDSS

The low detection rate of  $H_2$  among DLAs, together with the  $\sim 15\%$  incidence rate of high- $z$  DLA in quasar spectra results in a very low efficiency of blind searches,

making this approach time-costly and impractical on highly over-subscribed telescopes. Fortunately, the availability of the SDSS, that collected several  $10^5$  quasar spectra with  $R \approx 2000$ , not only permitted the detection of many thousands high- $z$  DLAs/sub-DLAs [42,48], but also triggered the development of efficient techniques for pre-selecting  $H_2$ -bearing systems. Indeed, it was shown that strong  $H_2$  absorption systems (with  $\log N(H_2) \gtrsim 18$ ) can be either detected directly via their characteristic Lyman-Werner band signature in SDSS spectra (provided their quality is high enough and the Lyman- $\alpha$  forest not too dense) [4,36] or using C I as a good tracer of  $H_2$  [64,41], in particular at high metallicity. Several C I lines are generally located redwards of the Lyman- $\alpha$  emission, allowing their automated detection in SDSS [29]. An example of the  $H_2$ -bearing DLA that has been initially found in SDSS and lately followed-up with both X-shooter and UVES is shown in Fig. 2. Finally, it was found that the incidence rate of  $H_2$  significantly increases (up to  $\sim 50\%$ ) in the ESDLA sub-sample from QSO [47,7,57] as well as GRB afterglows sightlines [10]. This is most likely due to the corresponding lines of sight intercepting galaxies at small galacto-centric distances [1,32,56,57], where the prevailing physical conditions, and in particular the gas pressure, favour the existence of the cold phase and the H I/ $H_2$  conversion [18,47,8,10].

A comparative study of these three pre-selection techniques [5] indicates that they have different selection function in terms of the properties (such as metallicity,  $N(H I)$ ,  $N(H_2)$ , presence of CO, etc.) and therefore should complement each other. For example, regarding the metallicity, the CI-selected systems have on average an order of magnitude higher metallicities than ESDLA-selected ones, while direct search for  $H_2$  lines pick up absorption systems in between [5]. It is also important to note, that these pre-selections were obtained based solely on SDSS owing to its statistical power. Current samples therefore inherit from the quasar selection functions of the different SDSS spectroscopic surveys [27]. In particular, optical selection tends to exclude highly reddened quasars and hence dusty and large  $H_2$  column systems. This, together with the small cross-section of dense molecular clouds implies that the  $H_2$  absorption systems currently probe mostly diffuse molecular gas (with exception of a few cases, see [43,8]).

Notwithstanding, these techniques allowed us to significantly increase the number of confirmed  $H_2$  absorption systems from  $\sim 15$  to  $\approx 50$  in the last decade, with an extremely efficient use of the observational time on the largest optical telescopes. This also permitted the study of systems spanning a very large range of properties of the underlying galaxy population. Among them, we can note the detection of: (i) Perseus-like cloud at  $z \approx 2$  [37]; (ii) CO and 2175Å dust bump in high-metallicity  $H_2$ -bearing DLAs [64,40,46]; (iii) large  $H_2$  column density and low-metallicity absorbers, representing CO-dark molecular clouds [8,56]; (iv) low impact parameter ESDLA with large  $H_2$  column [56]. In short, the study of  $H_2$  absorbers at high- $z$  towards quasars and GRB afterglows opened a unique window to the understanding of the ISM properties in the overall galaxy population, similar to what has been done in the local ISM towards bright nearby stars.

#### 4 CUBES science case

In spite of significant progress in recent years, the observations are now reaching a bottleneck, mostly due to the limiting instrumental capabilities to follow-up faint

targets (typically  $m_G \gtrsim 19$ ) that make the bulk of the new and most promising candidates. In fact, while observations were first obtained with UVES (since high resolution has a high priority for H<sub>2</sub> studies), the preference has then shifted to X-shooter to optimize the observing time for  $m_G \gtrsim 19$  targets. The drawback for choosing X-shooter is the loss in spectral resolution  $R \sim 6000$ <sup>4</sup>, which quite complicates the analysis and limits the derivation of physical quantities from the data (see e.g. [37, 5] and comparison of the spectra in Fig. 2). Currently, most of the bright targets accessible from VLT have already been observed, and available candidates in SDSS are already out of reach for UVES and at the limit for X-shooter within reasonable observing time, see Fig. 5.

CUBES [75] will exactly fill this gap, with a high efficiency in the blue, while keeping a high-resolution to maximise the scientific outcome. This is essential to continue investigating the cold neutral phase in and around galaxies at high redshifts. Indeed the efficiency of CUBES is about an order of magnitude higher than UVES, and the declared resolution ( $R \sim 20000$ ) is enough to resolve the H<sub>2</sub> lines much better than X-shooter currently can do. Using CUBES exposure time calculator [17], we estimate that for a QSO with G-band magnitude around 20, S/N  $\approx 10$  can be reached in only one hour of observing time. This will allow one to increase the available samples by several fold, as needed for the relevant science goals. Additionally, the wavelength coverage of CUBES is already optimized for H<sub>2</sub> identified in SDSS (see Fig. 5). In the following three subsections, we will briefly describe the most important CUBES science goals to our eyes, dealing with intervening and proximate H<sub>2</sub>-bearing DLAs, i.e. cold gas in, respectively, the overall population (hence mostly faint) galaxies and the environment of massive active galaxies.

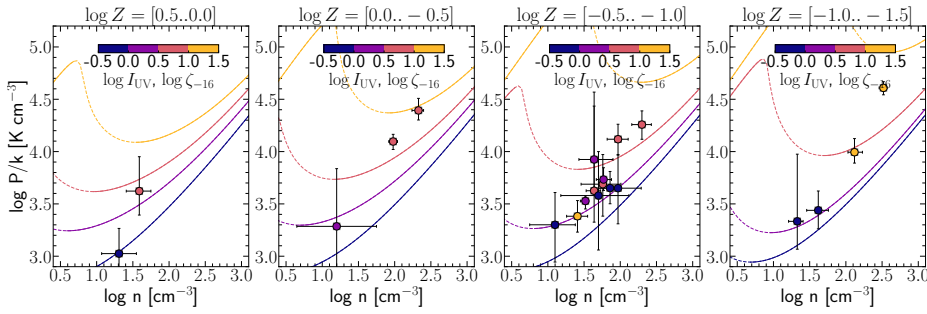
#### 4.1 Intervening DLAs: probing galaxies at high- $z$

While the first detected H<sub>2</sub> absorption system at high- $z$  was found at the quasar redshift (see recent re-analysis by [6]), studies of H<sub>2</sub> initially focused on intervening systems – absorption systems at cosmological remote distances from the quasar, i.e. that are not physically associated with the later. Typically, these are securely chosen by a velocity difference  $\Delta v \approx (z_{\text{abs}} - z_{\text{qso}})/(1 + z_{\text{qso}})c > \text{few} \times 1000 \text{ km s}^{-1}$ . This permits a large redshift path to be probed and therefore, such systems were preferentially selected in the first blind surveys.<sup>5</sup>

The determination of the physical conditions was one of the primary goal of studies of intervening H<sub>2</sub> absorption systems [65, 38, 3], since excitation of H<sub>2</sub> rotational levels (e.g. [45, 5]), as well as associated C I fine-structure (e.g. [22, 8]), and rotational levels of HD (e.g. [3]) and CO molecules [64, 46] provide a straight way to do it. The later two molecules were found in a handful of H<sub>2</sub>-bearing DLAs systems, but provide valuable independent constraints on the physical conditions for molecular gas with high column, thanks to different sensitivities of the molecules on the various excitation processes. Indeed, the rotational levels of molecules as well as fine-structure levels of atomic species are populated by a competition between

<sup>4</sup> H<sub>2</sub> absorption lines mostly falls in UVB arm of X-shooter

<sup>5</sup> However, since the cross section of associated systems are found to be much larger, as was found later, the incidence rate of intervening and proximate systems are not much different, see Section 4.2

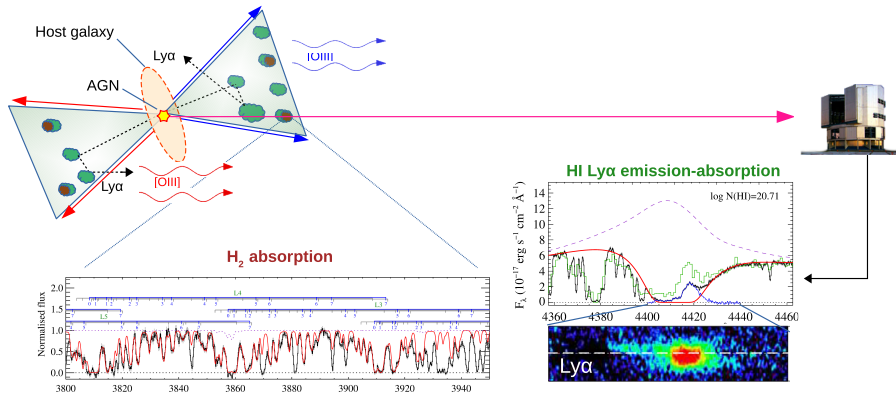


**Fig. 3** The measured thermal pressure versus number density in intervening  $\text{H}_2$  absorption systems at high redshifts. The panels from left to right correspond to three samples of selected metallicities in  $\log Z = 0.5, 0.0, -0.5, -1.0, -1.5$  bins, shown on the top of each panel. The curves on each plot show the calculation of the phase diagram at median metallicity of the bin. The color of the lines and symbols indicate a measured (and assumed) UV field (in Draine field units). For calculations we also co-scaled cosmic ray ionization rate with UV field (assuming that they are both associated with star formation), which is indicated by the color bar at the top of each panel.

collisional excitation, radiative pumping (following the electronic UV transitions) and direct radiative excitation. Therefore the measured populations on these levels are sensitive to the rates of these processes and provide the way to constrain the kinetic temperature, number density, UV flux and Cosmic Microwave Background (CMB) temperature (mostly using CO, [46]).

Originally,  $\text{H}_2$ -bearing DLAs were analysed mostly on a case-by-case basis. The main outcome of these studies were: (i) The measurement of the gas kinetic temperature, estimated using the ortho-to-para ratio<sup>6</sup> of  $\text{H}_2$  molecules, and giving  $T_k \sim 100$  K, i.e.  $\text{H}_2$  probe the cold phase of ISM; (ii) The measurement of the number densities, found in the range  $n \approx 10 - 300 \text{ cm}^{-3}$ , i.e. also consistent with what is expected for the cold neutral ISM; (iii) The derivation of the strength of the UV field, found to span a large range from slightly lower than the Draine field up to two orders of magnitude higher. Recently performed systematic analyses of the emergent samples of  $\text{H}_2$ -bearing DLAs [25, 26] start to show interesting dependencies between estimated physical conditions. For example: (i) The thermal pressure measured in the cold phase of the ISM increases with increasing neutral gas column density [8, 5]. This is quite expected from analogy with local measurements as well as simulations, which shows that the high column density systems probe galaxies at the smallest impact parameters, and hence expected to have enhanced pressures; (ii) The ratio of UV field to number density correlates with the gas temperature [25]. This correlation is also metallicity-dependent but it seems not to contradict with heating-cooling balance of the neutral ISM (see Fig. 3). (iii) The cosmic ray ionization rate estimated using  $\text{HD}/\text{H}_2$  ratio is found to depend quadratically on the strength of the UV field [26]. Since cosmic ray ionization rate also determine the thermal balance especially at low metallicities [9], this should also be take into account for future studies. To summarize, we anticipate many progresses in our understanding of the physics of the cold diffuse gas at high- $z$ , and hence in our understanding of how star-formation occurs, when larger samples

<sup>6</sup> In the case of  $\text{H}_2$ , this corresponds to the ratio of  $J=1$  and  $J=0$  rotational levels.



**Fig. 4** Sketch representing studies of AGN outflowing gas using VLT/X-shooter observations (reproduced from [35]). The left and right bottom panels show portions of J0015 + 1842 spectrum covering H<sub>2</sub> absorption lines and Ly- $\alpha$  emission/absorption line, respectively. The detection of extended [O III] and Ly- $\alpha$  emission (shown in 2d spectrum in the bottom panel) and surprisingly high excitation of H<sub>2</sub> rotational levels, indicate that this absorption system is associated with outflowing gas.

(probing wider ranges of the physical conditions and chemical enrichment) will get observed with CUBES.

#### 4.2 Proximate DLAs: probing AGNs outflowing gas

A recent study of the SDSS quasar database by [36] uncovered a population of proximate (i.e. at sensibly the quasar redshift) H<sub>2</sub> absorption systems. It was found that the incidence rate of proximate H<sub>2</sub> is actually up to a factor of 10 higher than what is expected from the statistics of intervening ones. This is opposite to naive expectations that the strong radiation field of quasar should suppress the presence of H<sub>2</sub> in its vicinity, due to efficient photo-dissociation of the molecules. However, the observed strong excess hypothetically can be explained by either clustering of the matter and satellite galaxies around quasars or the presence of galactic-scale outflows, which, as current local observations indicate, frequently contains a large amount of molecular gas [71, 12]. The detection of leaking Ly- $\alpha$  emission (seen as Ly- $\alpha$  emission inside the damped Ly- $\alpha$  absorption) in a roughly half of the candidates from SDSS [36], as well as follow-up observations [35] indicate that substantial fraction of proximate H<sub>2</sub> absorption systems may indeed arise from outflowing gas. In that sense, molecular hydrogen served as the species that allow the pre-selection of these systems in low-resolution spectra, but also provides a key diagnostic of the physical conditions in the diffuse molecular gas associated with outflow. For example, in the first and only one system of such class studied in details so far, J0015 + 1842 at  $z = 2.631$ , it was found, using the excitation of H<sub>2</sub> rotational levels, that the number density is  $n \sim 10^4 \text{ cm}^{-3}$  and that the UV field



is  $\sim 10^3$  times higher than the Draine field. This is significantly higher than what is typically measured in intervening DLAs. Assuming that the quasar produces most of the UV radiation, this permitted to constrain the distance between the AGN central engine and H<sub>2</sub>-bearing medium to be  $\sim 10 - 15$  kpc, see Fig. 4. The analysis of J0015 + 1842 urges for observing a sample to enable statistical studies and address open questions about the nature of these systems, constraining key parameters of AGN outflows, such as the mass rate, fraction of active AGNs, opening angles etc. Additionally, the detection of such kind of systems opens wide opportunities for the multi-wavelength observations of AGN outflows at high- $z$ , including near IR (to study H<sub>2</sub> in emission), sub-mm (to study cold molecular phase by CO emission [34] as well as other molecules) and makes valuable quantitative input for the modelling of outflowing gas.

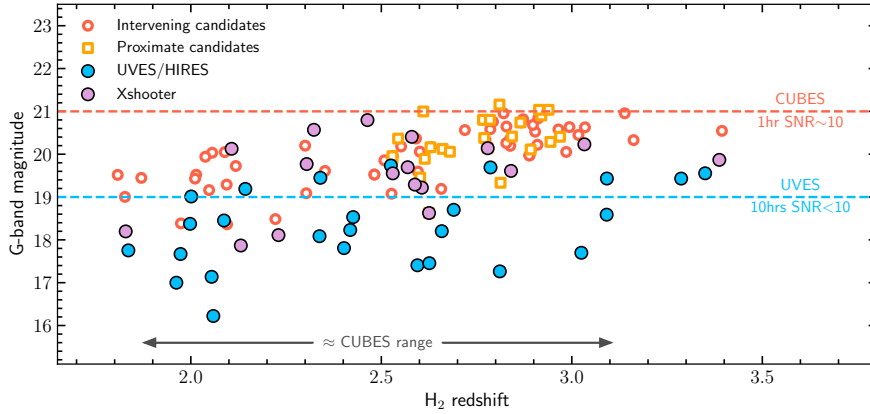
#### 4.3 Probing dense gas

As we already mentioned above, SDSS has, by construction, significant selection bias against dusty and red quasars [27]. Indeed, if dust is present anywhere along the line of sight, then the background quasar will appear fainter and redder than it intrinsically is (e.g. [49, 51]). Quasars with such dusty systems are therefore more likely to fall outside the color-selection and/or below the flux-limit of spectroscopic surveys. Since, as local measurements indicate, the amount of dust obscuration scales with the H<sub>2</sub> column density (e.g. [60, 58, 61]), this implies a bias against absorption systems with high H<sub>2</sub> column densities. These elusive systems correspond to translucent or dense molecular gas and therefore their detailed study is very important for a complete theory of the baryon cycle in the ISM over a wide range of metallicities. The next generation spectroscopic survey telescopes (such as 4-m Multi-Object Spectroscopic Telescope (4MOST), Dark Energy Spectroscopic Instrument, Mauna Kea Spectroscopic Explorer, William Herschel Telescope Enhanced Area Velocity Explorer, etc) will likely push further the quasar selection parameter space and obtain samples with significantly less selection bias against dusty absorbers. Follow-up observations of reddened quasars in the blue will naturally require a very good efficiency as can be brought by CUBES.

#### 4.4 Astrophysical probes of fundamental physics

Molecular hydrogen absorption systems also provide unique probes of fundamental physics and cosmology. By comparing the observed relative wavelengths of the numerous absorption lines from H<sub>2</sub> with those measured in the laboratory, it is possible to constrain the variation of the electron-to-proton mass ratio,  $\mu$ , over cosmological time scales [66, 70, 2], which gives typical limits of  $|\Delta\mu/\mu| < 5 \times 10^{-6}$  [68]. This value is limited by systematics (including instrumental ones, [55]), the sensitivity of H<sub>2</sub> transitions to variation of  $\mu$ , as well as a lack of systems with suitable characteristics. While it was found that some molecules (e.g. CH<sub>3</sub>OH, NH<sub>3</sub> and HC<sub>3</sub>N) are much more sensitive to variation of  $\mu$  [19, 24], these are very rarely detected in the distant Universe<sup>7</sup>. Therefore, H<sub>2</sub> will remain a main probe

<sup>7</sup> This is due to combination of two factors: (i) the cross-section of dense molecular gas (that is needed to detect aforementioned complex molecules) is much smaller than that of H<sub>2</sub>-bearing



**Fig. 5** G-band magnitude and redshifts of  $H_2$  absorption systems at high redshift. The blue and violet circles represent systems already confirmed and analysed using UVES/HIRES and X-shooter, respectively. The red and orange squares represent respectively the intervening and proximate  $H_2$  candidates, pre-selected in the SDSS. The blue and red dashed lines indicate the typical magnitudes of the quasars that can be reached with UVES 10 hrs and CUBES 1hr exposure time, respectively, to achieve  $SNR \sim 10$  in the spectrum. The redshift range accessible with CUBES is marked by the black horizontal solid lines with arrows.

for variations of  $\mu$ . By surveying  $H_2$ , CUBES will bring new targets at different redshifts, which are essential to decrease statistical errors as well as alleviating a number of possible systematics related to the systems characteristics. Additionally, accompanying detections of HD and CO molecules in  $H_2$  absorption systems can also provide independent constrain on  $\mu$  [20, 13, 14, 69]. Moreover, as we mentioned above, the detection of CO associated with  $H_2$  [64] provides a direct measurement of the CMB temperature at high redshift [46], a fundamental test for the adiabatic cooling of the Universe predicted by standard Big-Bang theory.

In short, while CUBES’s design will not permit direct use of these astrophysical probes (because of a relatively short wavelength range and because it is not intended to have exquisite wavelength calibration), CUBES will be extremely effective in characterizing a large number of appropriate  $H_2$ -bearing DLAs, very much easing the selection for follow-up studies with higher resolution and stable spectrographs.

#### 4.5 Candidates

Fig. 5 shows the G-band magnitude - redshift diagram for the confirmed (already followed-up) and candidates  $H_2$  absorption systems (preselected in SDSS and that can be observed from Paranal). The intervening candidates were compiled based on DR14 using the direct- $H_2$  and C I pre-selection techniques (for descriptions of techniques, see [29, 4]) and proximate candidates were taken from [36]. The

gas (associated mostly with more diffuse cold medium) (ii) the small fraction of radio bright QSOs, which are needed for the analysis sensitive transition

improved efficiency of the CUBES in comparison with UVES will allow to collect  $S/N \sim 10$  spectra for all available candidates in less than one hour per object, when UVES requires already 10h for 2 magnitude fainter objects. In addition, the wavelength range of CUBES corresponds to redshifts for  $H_2$  lines that almost perfectly match the redshift distribution of the candidates. This shows that we already have a substantial number of the targets that can be straightforwardly follow-up with CUBES with high efficiency to multiply the available samples of intervening and proximate  $H_2$ -bearing DLAs.

## 5 Conclusions

Investigating molecular hydrogen absorption systems at high- $z$  provides an extremely powerful probe of the physical conditions of the cold phase of the interstellar medium in the overall population of remote galaxies. The stepped-like progress in these studies has always been determined by observational capabilities, where two evident boosts were associated with (i) the advent of 8-m class telescopes (KECK and VLT) and (ii) the development of efficient pre-selection techniques in massive spectroscopic surveys (SDSS). We are now facing a bottleneck since follow-up studies of the many targets identified in the SDSS are faint and already reach the capabilities of current instruments. This issue can be overcome with CUBES - the next generation efficient blue spectrograph that is planned to be mounted on the VLT. We briefly discussed three  $H_2$ -related top-priority science cases for CUBES in our opinion: (i) Studies of the thermal state of the cold ISM in the wide range of the environments sampled by intervening DLAs, (ii) Detailed investigations of the molecular gas in AGN outflows at high redshifts (iii) Probes of translucent and dark molecular gas in absorption via hunting for the dusty and high-column  $H_2$ -bearing DLAs that can be exclusively be reached with CUBES. This, together with the forthcoming generation of spectroscopic surveys, such as 4MOST (which will provide better exploration of the sky accessible from Paranal) will definitely provide the next boost in understanding the small-scale physics in the gas over a wide range of redshifts and environments.

## Conflict of interests

The authors declare that they have no conflict of interest.

## Data availability

The data underlying this article will be shared on reasonable request to the corresponding author.

**Acknowledgements** SB is supported by Russian Science Foundation grant 18-12-00301. PN is supported by the French *Agence Nationale de la Recherche* under grant ANR-17-CE31-0011 (“*HIH2*”).

## References

1. Arabsalmani, M., Møller, P., Fynbo, J.P.U., Christensen, L., Freudling, W., Savaglio, S., Zafar, T.: On the mass-metallicity relation, velocity dispersion, and gravitational well depth of GRB host galaxies. *MNRAS***446**(1), 990–999 (2015). DOI 10.1093/mnras/stu2138
2. Bagdonaite, J., Murphy, M.T., Kaper, L., Ubachs, W.: Constraint on a variation of the proton-to-electron mass ratio from H<sub>2</sub> absorption towards quasar Q2348-011. *MNRAS***421**(1), 419–425 (2012). DOI 10.1111/j.1365-2966.2011.20319.x
3. Balashev, S.A., Ivanchik, A.V., Varshalovich, D.A.: HD/H<sub>2</sub> molecular clouds in the early Universe: The problem of primordial deuterium. *Astronomy Letters* **36**(11), 761–772 (2010). DOI 10.1134/S1063773710110010
4. Balashev, S.A., Klimenko, V.V., Ivanchik, A.V., Varshalovich, D.A., Petitjean, P., Noterdaeme, P.: Molecular hydrogen absorption systems in Sloan Digital Sky Survey. *MNRAS***440**(1), 225–239 (2014). DOI 10.1093/mnras/stu275
5. Balashev, S.A., Klimenko, V.V., Noterdaeme, P., Krogager, J.K., Varshalovich, D.A., Ivanchik, A.V., Petitjean, P., Srianand, R., Ledoux, C.: X-shooter observations of strong H<sub>2</sub>-bearing DLAs at high redshift. *MNRAS***490**(2), 2668–2678 (2019). DOI 10.1093/mnras/stz2707
6. Balashev, S.A., Ledoux, C., Noterdaeme, P., Srianand, R., Petitjean, P., Gupta, N.: Nature of the DLA towards Q 0528-250: High pressure and strong UV field revealed by excitation of C I, H<sub>2</sub>, and Si II. *MNRAS***497**(2), 1946–1956 (2020). DOI 10.1093/mnras/staa2108
7. Balashev, S.A., Noterdaeme, P.: Constraining the H<sub>2</sub> column density distribution at  $z \sim 3$  from composite DLA spectra. *MNRAS***478**(1), L7–L11 (2018). DOI 10.1093/mnrasl/sly067
8. Balashev, S.A., Noterdaeme, P., Rahmani, H., Klimenko, V.V., Ledoux, C., Petitjean, P., Srianand, R., Ivanchik, A.V., Varshalovich, D.A.: CO-dark molecular gas at high redshift: very large H<sub>2</sub> content and high pressure in a low-metallicity damped Lyman alpha system. *MNRAS***470**(3), 2890–2910 (2017). DOI 10.1093/mnras/stx1339
9. Bialy, S., Sternberg, A.: Thermal Phases of the Neutral Atomic Interstellar Medium from Solar Metallicity to Primordial Gas. *ApJ***881**(2), 160 (2019). DOI 10.3847/1538-4357/ab2fd1
10. Bolmer, J., Ledoux, C., Wiseman, P., De Cia, A., Selsing, J., Schady, P., Greiner, J., Savaglio, S., Burgess, J.M., D’Elia, V., Fynbo, J.P.U., Goldoni, P., Hartmann, D.H., Heintz, K.E., Jakobsson, P., Japelj, J., Kaper, L., Tanvir, N.R., Vreeswijk, P.M., Zafar, T.: Evidence for diffuse molecular gas and dust in the hearts of gamma-ray burst host galaxies. Unveiling the nature of high-redshift damped Lyman- $\alpha$  systems. *A&A***623**, A43 (2019). DOI 10.1051/0004-6361/201834422
11. Carruthers, G.R.: Rocket Observation of Interstellar Molecular Hydrogen. *ApJ***161**, L81 (1970). DOI 10.1086/180575
12. Cicone, C., Maiolino, R., Sturm, E., Graciá-Carpio, J., Feruglio, C., Neri, R., Aalto, S., Davies, R., Fiore, F., Fischer, J., García-Burillo, S., González-Alfonso, E., Hailey-Dunsheath, S., Piconcelli, E., Veilleux, S.: Massive molecular outflows and evidence for AGN feedback from CO observations. *A&A***562**, A21 (2014). DOI 10.1051/0004-6361/201322464
13. Daprà, M., Niu, M.L., Salumbides, E.J., Murphy, M.T., Ubachs, W.: Constraint on a Cosmological Variation in the Proton-to-electron Mass Ratio from Electronic CO Absorption. *ApJ***826**(2), 192 (2016). DOI 10.3847/0004-637X/826/2/192
14. Daprà, M., Noterdaeme, P., Vonk, M., Murphy, M.T., Ubachs, W.: Analysis of carbon monoxide absorption at  $z_{abs} = 2.5$  to constrain variation of the proton-to-electron mass ratio. *MNRAS***467**(4), 3848–3855 (2017). DOI 10.1093/mnras/stx331
15. Dekker, H., D’Odorico, S., Kaufer, A., Delabre, B., Kotzlowski, H.: Design, construction, and performance of UVES, the echelle spectrograph for the UT2 Kueyen Telescope at the ESO Paranal Observatory. In: M. Iye, A.F. Moorwood (eds.) *Optical and IR Telescope Instrumentation and Detectors, Society of Photo-Optical Instrumentation Engineers (SPIE) Conference Series*, vol. 4008, pp. 534–545 (2000). DOI 10.1117/12.395512
16. Ge, J., Bechtold, J.: Molecular Hydrogen Absorption in the  $z = 1.97$  Damped Ly $\alpha$  Absorption System toward Quasi-Stellar Object Q0013-004. *ApJ***477**(2), L73–L77 (1997). DOI 10.1086/310527
17. Genoni, A., Landoni, M., Cupani, G., et al.: The CUBES Instrument model and simulation tools. *ExA* in press as part of the CUBES Special Issue (2021)
18. Guimaraes, R., Noterdaeme, P., Petitjean, P., Ledoux, C., Srianand, R., López, S., Rahmani, H.: Metallicities, Dust, and Molecular Content of a QSO-damped Ly $\alpha$  System

- Reaching  $\log N(\text{H I}) = 22$ : An Analog to GRB-DLAs. *AJ***143**(6), 147 (2012). DOI 10.1088/0004-6256/143/6/147
19. Henkel, C., Menten, K.M., Murphy, M.T., Jethava, N., Flambaum, V.V., Braatz, J.A., Muller, S., Ott, J., Mao, R.Q.: The density, the cosmic microwave background, and the proton-to-electron mass ratio in a cloud at redshift 0.9. *A&A***500**(2), 725–734 (2009). DOI 10.1051/0004-6361/200811475
  20. Ivanov, T.I., Roudjane, M., Vieitez, M.O., de Lange, C.A., Tchchang-Brillet, W.Ü.L., Ubachs, W.: HD as a Probe for Detecting Mass Variation on a Cosmological Time Scale. *Phys. Rev. Lett.***100**(9), 093007 (2008). DOI 10.1103/PhysRevLett.100.093007
  21. Jorgenson, R.A., Murphy, M.T., Thompson, R., Carswell, R.F.: The Magellan uniform survey of damped Lyman  $\alpha$  systems - II. Paucity of strong molecular hydrogen absorption. *MNRAS***443**(3), 2783–2800 (2014). DOI 10.1093/mnras/stu1314
  22. Jorgenson, R.A., Wolfe, A.M., Prochaska, J.X.: Understanding Physical Conditions in High-redshift Galaxies Through C I Fine Structure Lines: Data and Methodology. *ApJ***722**(1), 460–490 (2010). DOI 10.1088/0004-637X/722/1/460
  23. Jorgenson, R.A., Wolfe, A.M., Prochaska, J.X., Carswell, R.F.: Direct Evidence of Cold Gas in DLA 0812+32B. *ApJ***704**(1), 247–254 (2009). DOI 10.1088/0004-637X/704/1/247
  24. Kanekar, N., Ubachs, W., Menten, K.M., Bagdonaite, J., Brunthaler, A., Henkel, C., Muller, S., Bethlem, H.L., Dapra, M.: Constraints on changes in the proton-electron mass ratio using methanol lines. *MNRAS***448**, L104–L108 (2015). DOI 10.1093/mnras/lu206
  25. Klimenko, V.V., Balashev, S.A.: Physical conditions in the diffuse interstellar medium of local and high-redshift galaxies: measurements based on the excitation of H<sub>2</sub> rotational and C I fine-structure levels. *MNRAS***498**(2), 1531–1549 (2020). DOI 10.1093/mnras/staa2134
  26. Kosenko, D.N., Balashev, S.A., Noterdaeme, P., Krogager, J.K., Srianand, R., Ledoux, C.: HD molecules at high redshift: cosmic ray ionization rate in the diffuse interstellar medium. *MNRAS***505**(3), 3810–3822 (2021). DOI 10.1093/mnras/stab1535
  27. Krogager, J.K., Fynbo, J.P.U., Møller, P., Noterdaeme, P., Heintz, K.E., Pettini, M.: The effect of dust bias on the census of neutral gas and metals in the high-redshift Universe due to SDSS-II quasar colour selection. *MNRAS***486**(3), 4377–4397 (2019). DOI 10.1093/mnras/stz1120
  28. Krühler, T., Ledoux, C., Fynbo, J.P.U., Vreeswijk, P.M., Schmidl, S., Malesani, D., Christensen, L., De Cia, A., Hjorth, J., Jakobsson, P., Kann, D.A., Kaper, L., Vergani, S.D., Afonso, P.M.J., Covino, S., de Ugarte Postigo, A., D’Elia, V., Filgas, R., Goldoni, P., Greiner, J., Hartoog, O.E., Milvang-Jensen, B., Nardini, M., Piranomonte, S., Rossi, A., Sánchez-Ramírez, R., Schady, P., Schulze, S., Sudilovsky, V., Tanvir, N.R., Tagliaferri, G., Watson, D.J., Wiersema, K., Wijers, R.A.M.J., Xu, D.: Molecular hydrogen in the damped Lyman  $\alpha$  system towards GRB 120815A at  $z = 2.36$ . *A&A***557**, A18 (2013). DOI 10.1051/0004-6361/201321772
  29. Ledoux, C., Noterdaeme, P., Petitjean, P., Srianand, R.: Neutral atomic-carbon quasar absorption-line systems at  $z \lesssim 1.5$ . Sample selection, H I content, reddening, and 2175 Å extinction feature. *A&A***580**, A8 (2015). DOI 10.1051/0004-6361/201424122
  30. Ledoux, C., Petitjean, P., Srianand, R.: The Very Large Telescope Ultraviolet and Visible Echelle Spectrograph survey for molecular hydrogen in high-redshift damped Lyman  $\alpha$  systems. *MNRAS***346**(1), 209–228 (2003). DOI 10.1046/j.1365-2966.2003.07082.x
  31. Levshakov, S.A., Varshalovich, D.A.: Molecular hydrogen in the  $z=2.811$  absorbing material toward the quasar PKS 0528-250. *MNRAS***212**, 517–521 (1985). DOI 10.1093/mnras/212.3.517
  32. Lyman, J.D., Levan, A.J., Tanvir, N.R., Fynbo, J.P.U., McGuire, J.T.W., Perley, D.A., Angus, C.R., Bloom, J.S., Conselice, C.J., Fruchter, A.S., Hjorth, J., Jakobsson, P., Starling, R.L.C.: The host galaxies and explosion sites of long-duration gamma ray bursts: Hubble Space Telescope near-infrared imaging. *MNRAS***467**(2), 1795–1817 (2017). DOI 10.1093/mnras/stx220
  33. Morton, D.C., Jian-Sheng, C., Wright, A.E., Peterson, B.A., Jauncey, D.L.: Absorption lines and ion abundances in the QSO PKS 0528-250. *MNRAS***193**, 399–413 (1980). DOI 10.1093/mnras/193.2.399
  34. Noterdaeme, P., Balashev, S., Combes, F., Gupta, N., Srianand, R., Krogager, J.K., Laursen, P., Omont, A.: Remarkably high mass and velocity dispersion of molecular gas associated with a regular, absorption-selected type I quasar. *A&A***651**, A17 (2021). DOI 10.1051/0004-6361/202140745

35. Noterdaeme, P., Balashev, S., Krogager, J.K., Laursen, P., Srianand, R., Gupta, N., Petitjean, P., Fynbo, J.P.U.: Down-the-barrel observations of a multi-phase quasar outflow at high redshift. VLT/X-shooter spectroscopy of the proximate molecular absorber at  $z = 2.631$  towards SDSS J001514+184212. *A&A***646**, A108 (2021). DOI 10.1051/0004-6361/202038877
36. Noterdaeme, P., Balashev, S., Krogager, J.K., Srianand, R., Fathivavsari, H., Petitjean, P., Ledoux, C.: Proximate molecular quasar absorbers. Excess of damped H<sub>2</sub> systems at  $z_{abs} \approx z_{QSO}$  in SDSS DR14. *A&A***627**, A32 (2019). DOI 10.1051/0004-6361/201935371
37. Noterdaeme, P., Krogager, J.K., Balashev, S., Ge, J., Gupta, N., Krühler, T., Ledoux, C., Murphy, M.T., Pâris, I., Petitjean, P., Rahmani, H., Srianand, R., Ubachs, W.: Discovery of a Perseus-like cloud in the early Universe. H I-to-H<sub>2</sub> transition, carbon monoxide and small dust grains at  $z_{abs} \approx 2.53$  towards the quasar J0000+0048. *A&A***597**, A82 (2017). DOI 10.1051/0004-6361/201629173
38. Noterdaeme, P., Ledoux, C., Petitjean, P., Le Petit, F., Srianand, R., Smette, A.: Excitation mechanisms in newly discovered H<sub>2</sub>-bearing damped Lyman- $\alpha$  clouds: systems with low molecular fractions. *A&A***474**(2), 393–407 (2007). DOI 10.1051/0004-6361:20078021
39. Noterdaeme, P., Ledoux, C., Petitjean, P., Srianand, R.: Molecular hydrogen in high-redshift damped Lyman- $\alpha$  systems: the VLT/UVES database. *A&A***481**(2), 327–336 (2008). DOI 10.1051/0004-6361:20078780
40. Noterdaeme, P., Ledoux, C., Srianand, R., Petitjean, P., Lopez, S.: Diffuse molecular gas at high redshift. Detection of CO molecules and the 2175 Å dust feature at  $z = 1.64$ . *A&A***503**(3), 765–770 (2009). DOI 10.1051/0004-6361/200912330
41. Noterdaeme, P., Ledoux, C., Zou, S., Petitjean, P., Srianand, R., Balashev, S., López, S.: Spotting high- $z$  molecular absorbers using neutral carbon. Results from a complete spectroscopic survey with the VLT. *A&A***612**, A58 (2018). DOI 10.1051/0004-6361/201732266
42. Noterdaeme, P., Petitjean, P., Carithers, W.C., Pâris, I., Font-Ribera, A., Bailey, S., Aubourg, E., Bizyaev, D., Ebelke, G., Finley, H., Ge, J., Malanushenko, E., Malanushenko, V., Miralda-Escudé, J., Myers, A.D., Oravetz, D., Pan, K., Pieri, M.M., Ross, N.P., Schneider, D.P., Simmons, A., York, D.G.: Column density distribution and cosmological mass density of neutral gas: Sloan Digital Sky Survey-III Data Release 9. *A&A***547**, L1 (2012). DOI 10.1051/0004-6361/201220259
43. Noterdaeme, P., Petitjean, P., Ledoux, C., López, S., Srianand, R., Vergani, S.D.: A translucent interstellar cloud at  $z = 2.69$ . CO, H<sub>2</sub>, and HD in the line-of-sight to SDSS J123714.60+064759.5. *A&A***523**, A80 (2010). DOI 10.1051/0004-6361/201015147
44. Noterdaeme, P., Petitjean, P., Pâris, I., Cai, Z., Finley, H., Ge, J., Pieri, M.M., York, D.G.: A connection between extremely strong damped Lyman- $\alpha$  systems and Lyman- $\alpha$  emitting galaxies at small impact parameters. *A&A***566**, A24 (2014). DOI 10.1051/0004-6361/201322809
45. Noterdaeme, P., Petitjean, P., Srianand, R., Ledoux, C., Le Petit, F.: Physical conditions in the neutral interstellar medium at  $z = 2.43$  toward Q 2348-011. *A&A***469**(2), 425–436 (2007). DOI 10.1051/0004-6361:20066897
46. Noterdaeme, P., Petitjean, P., Srianand, R., Ledoux, C., López, S.: The evolution of the cosmic microwave background temperature. Measurements of  $T_{CMB}$  at high redshift from carbon monoxide excitation. *A&A***526**, L7 (2011). DOI 10.1051/0004-6361/201016140
47. Noterdaeme, P., Srianand, R., Rahmani, H., Petitjean, P., Pâris, I., Ledoux, C., Gupta, N., López, S.: VLT/UVES observations of extremely strong intervening damped Lyman- $\alpha$  systems. Molecular hydrogen and excited carbon, oxygen, and silicon at  $\log N(\text{H I}) = 22.4$ . *A&A***577**, A24 (2015). DOI 10.1051/0004-6361/201425376
48. Parks, D., Prochaska, J.X., Dong, S., Cai, Z.: Deep learning of quasar spectra to discover and characterize damped Ly $\alpha$  systems. *MNRAS***476**(1), 1151–1168 (2018). DOI 10.1093/mnras/sty196
49. Pei, Y.C., Fall, S.M., Bechtold, J.: Confirmation of Dust in Damped Lyman-Alpha Systems. *ApJ***378**, 6 (1991). DOI 10.1086/170401
50. Petitjean, P., Srianand, R., Ledoux, C.: Molecular hydrogen and the nature of damped Lyman-alpha systems. *A&A***364**, L26–L30 (2000)
51. Pontzen, A., Pettini, M.: Dust biasing of damped Lyman alpha systems: a Bayesian analysis. *MNRAS***393**(2), 557–568 (2009). DOI 10.1111/j.1365-2966.2008.14193.x
52. Prochaska, J.X., Gawiser, E., Wolfe, A.M., Castro, S., Djorgovski, S.G.: The Age-Metallicity Relation of the Universe in Neutral Gas: The First 100 Damped Ly $\alpha$  Systems. *ApJ***595**(1), L9–L12 (2003). DOI 10.1086/378945

53. Prochaska, J.X., Howk, J.C., Wolfe, A.M.: The elemental abundance pattern in a galaxy at  $z = 2.626$ . *Nature***423**(6935), 57–59 (2003). DOI 10.1038/nature01524
54. Prochaska, J.X., Sheffer, Y., Perley, D.A., Bloom, J.S., Lopez, L.A., Dessauges-Zavadsky, M., Chen, H.W., Filippenko, A.V., Ganeshalingam, M., Li, W., Miller, A.A., Starr, D.: The First Positive Detection of Molecular Gas in a GRB Host Galaxy. *ApJ***691**(1), L27–L32 (2009). DOI 10.1088/0004-637X/691/1/L27
55. Rahmani, H., Wendt, M., Srianand, R., Noterdaeme, P., Petitjean, P., Molaro, P., Whitmore, J.B., Murphy, M.T., Centurion, M., Fathivavsari, H., D’Odorico, S., Evans, T.M., Levshakov, S.A., Lopez, S., Martins, C.J.A.P., Reimers, D., Vladilo, G.: The UVES large program for testing fundamental physics - II. Constraints on a change in  $\mu$  towards quasar HE 0027-1836. *MNRAS***435**(1), 861–878 (2013). DOI 10.1093/mnras/stt1356
56. Ranjan, A., Noterdaeme, P., Krogager, J.K., Petitjean, P., Balashev, S.A., Bialy, S., Srianand, R., Gupta, N., Fynbo, J.P.U., Ledoux, C., Laursen, P.: Molecular gas and star formation in an absorption-selected galaxy: Hitting the bull’s eye at  $z = 2.46$ . *A&A***618**, A184 (2018). DOI 10.1051/0004-6361/201833446
57. Ranjan, A., Noterdaeme, P., Krogager, J.K., Petitjean, P., Srianand, R., Balashev, S.A., Gupta, N., Ledoux, C.: Chemical enrichment and host galaxies of extremely strong intervening DLAs towards quasars. Do they probe the same galactic environments as DLAs associated with  $\gamma$ -ray burst afterglows? *A&A***633**, A125 (2020). DOI 10.1051/0004-6361/201936078
58. Roman-Duval, J., Israel, F.P., Bolatto, A., Hughes, A., Leroy, A., Meixner, M., Gordon, K., Madden, S.C., Paradis, D., Kawamura, A., Li, A., Sauvage, M., Wong, T., Bernard, J.P., Engelbracht, C., Hony, S., Kim, S., Misselt, K., Okumura, K., Ott, J., Panuzzo, P., Pineda, J.L., Reach, W.T., Rubio, M.: Dust/gas correlations from Herschel observations. *A&A***518**, L74 (2010). DOI 10.1051/0004-6361/201014575
59. Sahnou, D.J., Friedman, S.D., Oegerle, W.R., Moos, H.W., Green, J.C., Siegmund, O.H.: Design and predicted performance of the Far Ultraviolet Spectroscopic Explorer. In: P.Y. Bely, J.B. Breckinridge (eds.) *Space Telescopes and Instruments IV, Society of Photo-Optical Instrumentation Engineers (SPIE) Conference Series*, vol. 2807, pp. 2–10 (1996). DOI 10.1117/12.255092
60. Savage, B.D., Bohlin, R.C., Drake, J.F., Budich, W.: A survey of interstellar molecular hydrogen. I. *ApJ***216**, 291–307 (1977). DOI 10.1086/155471
61. Shull, J.M., Danforth, C.W., Anderson, K.L.: A Far Ultraviolet Spectroscopic Explorer Survey of Interstellar Molecular Hydrogen in the Galactic Disk. *ApJ***911**(1), 55 (2021). DOI 10.3847/1538-4357/abe707
62. Shull, J.M., Giroux, M.L., Penton, S.V., Tumlinson, J., Stocke, J.T., Jenkins, E.B., Moos, H.W., Oegerle, W.R., Savage, B.D., Sembach, K.R., York, D.G., Green, J.C., Woodgate, B.E.: Far Ultraviolet Spectroscopic Explorer Observations of the Low-Redshift Ly $\beta$  Forest. *ApJ***538**(1), L13–L16 (2000). DOI 10.1086/312781
63. Spitzer L., J., Cochran, W.D., Hirshfeld, A.: Column densities of interstellar molecular hydrogen. *ApJS***28**, 373–389 (1974). DOI 10.1086/190323
64. Srianand, R., Noterdaeme, P., Ledoux, C., Petitjean, P.: First detection of CO in a high-redshift damped Lyman- $\alpha$  system. *A&A***482**(3), L39–L42 (2008). DOI 10.1051/0004-6361:200809727
65. Srianand, R., Petitjean, P., Ledoux, C., Ferland, G., Shaw, G.: The VLT-UVES survey for molecular hydrogen in high-redshift damped Lyman  $\alpha$  systems: physical conditions in the neutral gas. *MNRAS***362**(2), 549–568 (2005). DOI 10.1111/j.1365-2966.2005.09324.x
66. Thompson, R.I.: The Determination of the Electron to Proton Inertial Mass Ratio Via Molecular Transitions. *Astrophys. Lett.***16**, 3 (1975)
67. Tumlinson, J., Shull, J.M., Rachford, B.L., Browning, M.K., Snow, T.P., Fullerton, A.W., Jenkins, E.B., Savage, B.D., Crowther, P.A., Moos, H.W., Sembach, K.R., Sonneborn, G., York, D.G.: A Far Ultraviolet Spectroscopic Explorer Survey of Interstellar Molecular Hydrogen in the Small and Large Magellanic Clouds. *ApJ***566**(2), 857–879 (2002). DOI 10.1086/338112
68. Ubachs, W., Bagdonaitė, J., Salumbides, E.J., Murphy, M.T., Kaper, L.: Colloquium: Search for a drifting proton-electron mass ratio from H<sub>2</sub>. *Reviews of Modern Physics* **88**(2), 021003 (2016). DOI 10.1103/RevModPhys.88.021003
69. Ubachs, W., Salumbides, E.J., Murphy, M.T., Abgrall, H., Roueff, E.: H<sub>2</sub>/HD molecular data for analysis of quasar spectra in search of varying constants. *A&A***622**, A127 (2019). DOI 10.1051/0004-6361/201834782

70. Varshalovich, D.A., Levshakov, S.A.: On a time dependence of physical constants. *Soviet Journal of Experimental and Theoretical Physics Letters* **58**(4), 237–240 (1993)
71. Veilleux, S., Meléndez, M., Sturm, E., Gracia-Carpio, J., Fischer, J., González-Alfonso, E., Contursi, A., Lutz, D., Poglitsch, A., Davies, R., Genzel, R., Tacconi, L., de Jong, J.A., Sternberg, A., Netzer, H., Hailey-Dunsheath, S., Verma, A., Rupke, D.S.N., Maiolino, R., Teng, S.H., Polisenky, E.: Fast Molecular Outflows in Luminous Galaxy Mergers: Evidence for Quasar Feedback from Herschel. *ApJ* **776**(1), 27 (2013). DOI 10.1088/0004-637X/776/1/27
72. Vernet, J., Dekker, H., D’Odorico, S., Kaper, L., Kjaergaard, P., Hammer, F., Randich, S., Zerbi, F., Groot, P.J., Hjorth, J., Guinouard, I., Navarro, R., Adolfse, T., Albers, P.W., Amans, J.P., Andersen, J.J., Andersen, M.I., Binetruy, P., Bristow, P., Castillo, R., Chemla, F., Christensen, L., Conconi, P., Conzelmann, R., Dam, J., de Caprio, V., de Ugarte Postigo, A., Delabre, B., di Marcantonio, P., Downing, M., Elswijk, E., Finger, G., Fischer, G., Flores, H., François, P., Goldoni, P., Guglielmi, L., Haignon, R., Hanenburg, H., Hendriks, I., Horrobin, M., Horville, D., Jessen, N.C., Kerber, F., Kern, L., Kiekebusch, M., Kleszcz, P., Klougart, J., Kragt, J., Larsen, H.H., Lizon, J.L., Lucuix, C., Mainieri, V., Manuputy, R., Martayan, C., Mason, E., Mazzoleni, R., Michaelsen, N., Modigliani, A., Moehler, S., Möller, P., Norup Sørensen, A., Nørregaard, P., Péroux, C., Patat, F., Pena, E., Pragt, J., Reinerio, C., Rigal, F., Riva, M., Roelfsema, R., Royer, F., Sacco, G., Santin, P., Schoenmaker, T., Spano, P., Sweers, E., Ter Horst, R., Tintori, M., Tromp, N., van Dael, P., van der Vliet, H., Venema, L., Vidali, M., Vinther, J., Vola, P., Winters, R., Wistisen, D., Wulterkens, G., Zacchei, A.: X-shooter, the new wide band intermediate resolution spectrograph at the ESO Very Large Telescope. *A&A* **536**, A105 (2011). DOI 10.1051/0004-6361/201117752
73. Vogt, S.S., Allen, S.L., Bigelow, B.C., Bresee, L., Brown, B., Cantrall, T., Conrad, A., Couture, M., Delaney, C., Epps, H.W., Hilyard, D., Hilyard, D.F., Horn, E., Jern, N., Kanto, D., Keane, M.J., Kibrick, R.I., Lewis, J.W., Osborne, J., Pardeilhan, G.H., Pfister, T., Ricketts, T., Robinson, L.B., Stover, R.J., Tucker, D., Ward, J., Wei, M.Z.: HIRES: the high-resolution echelle spectrometer on the Keck 10-m Telescope. In: D.L. Crawford, E.R. Craine (eds.) *Instrumentation in Astronomy VIII, Society of Photo-Optical Instrumentation Engineers (SPIE) Conference Series*, vol. 2198, p. 362 (1994). DOI 10.1117/12.176725
74. York, D.G., Adelman, J., Anderson John E., J., Anderson, S.F., Annis, J., Bahcall, N.A., Bakken, J.A., Barkhouser, R., Bastian, S., Berman, E., Boroski, W.N., Bracker, S., Briegel, C., Briggs, J.W., Brinkmann, J., Brunner, R., Burles, S., Carey, L., Carr, M.A., Castander, F.J., Chen, B., Colestock, P.L., Connolly, A.J., Crocker, J.H., Csabai, I., Czarapata, P.C., Davis, J.E., Doi, M., Dombeck, T., Eisenstein, D., Ellman, N., Elms, B.R., Evans, M.L., Fan, X., Federwitz, G.R., Fiscelli, L., Friedman, S., Frieman, J.A., Fukugita, M., Gilespie, B., Gunn, J.E., Gurbani, V.K., de Haas, E., Haldeman, M., Harris, F.H., Hayes, J., Heckman, T.M., Hennessy, G.S., Hindsley, R.B., Holm, S., Holmgren, D.J., Huang, C.h., Hull, C., Husby, D., Ichikawa, S.I., Ichikawa, T., Ivezić, Ž., Kent, S., Kim, R.S.J., Kinney, E., Klaene, M., Kleinman, A.N., Kleinman, S., Knapp, G.R., Korienek, J., Kron, R.G., Kunszt, P.Z., Lamb, D.Q., Lee, B., Leger, R.F., Limmongkol, S., Lindenmeyer, C., Long, D.C., Loomis, C., Loveday, J., Lucinio, R., Lupton, R.H., MacKinnon, B., Mannery, E.J., Mantsch, P.M., Margon, B., McGehee, P., McKay, T.A., Meiksin, A., Merelli, A., Monet, D.G., Munn, J.A., Narayanan, V.K., Nash, T., Neilsen, E., Neswold, R., Newberg, H.J.J., Nichol, R.C., Nicinski, T., Nonino, M., Okada, N., Okamura, S., Ostriker, J.P., Owen, R., Pauls, A.G., Peoples, J., Peterson, R.L., Petravick, D., Pier, J.R., Pope, A., Pordes, R., Prosapio, A., Rechenmacher, R., Quinn, T.R., Richards, G.T., Richmond, M.W., Rivetta, C.H., Rockosi, C.M., Ruthmansdorfer, K., Sandford, D., Schlegel, D.J., Schneider, D.P., Sekiguchi, M., Sergey, G., Shimasaku, K., Siegmund, W.A., Smee, S., Smith, J.A., Snedden, S., Stone, R., Stoughton, C., Strauss, M.A., Stubbs, C., SubbaRao, M., Szalay, A.S., Szapudi, I., Szokoly, G.P., Thakar, A.R., Tremonti, C., Tucker, D.L., Uomoto, A., Vanden Berk, D., Vogeley, M.S., Waddell, P., Wang, S.i., Watanabe, M., Weinberg, D.H., Yanny, B., Yasuda, N., SDSS Collaboration: The Sloan Digital Sky Survey: Technical Summary. *AJ* **120**(3), 1579–1587 (2000). DOI 10.1086/301513
75. Zanutta, A., Atkinson, D., Baldini, V., et al.: CUBES Phase-A design overview. ExA in press as part of the CUBES Special Issue (2021)