

Search for the Majorana Nature of Neutrinos in the Inverted Mass Ordering Region with KamLAND-Zen

S. Abe,¹ S. Asami,¹ M. Eizuka,¹ S. Futagi,¹ A. Gando,¹ Y. Gando,¹ T. Gima,¹ A. Goto,¹ T. Hachiya,¹ K. Hata,¹ S. Hayashida,^{1,*} K. Hosokawa,^{1,†} K. Ichimura,¹ S. Ieki,¹ H. Ikeda,¹ K. Inoue,^{1,2} K. Ishidoshiro,¹ Y. Kamei,¹ N. Kawada,¹ Y. Kishimoto,^{1,2} M. Koga,^{1,2} M. Kurasawa,¹ N. Maemura,¹ T. Mitsui,¹ H. Miyake,¹ T. Nakahata,¹ K. Nakamura,¹ K. Nakamura,¹ R. Nakamura,¹ H. Ozaki,^{1,3} T. Sakai,¹ H. Sambonsugi,¹ I. Shimizu,¹ J. Shirai,¹ K. Shiraiishi,¹ A. Suzuki,¹ Y. Suzuki,¹ A. Takeuchi,¹ K. Tamae,¹ K. Ueshima,^{1,‡} H. Watanabe,¹ Y. Yoshida,¹ S. Obara,^{4,‡} A.K. Ichikawa,⁵ D. Chernyak,^{2,§} A. Kozlov,^{2,¶} K.Z. Nakamura,⁶ S. Yoshida,⁷ Y. Takemoto,^{8,†} S. Umehara,⁸ K. Fushimi,⁹ K. Kotera,¹⁰ Y. Urano,¹⁰ B.E. Berger,^{2,11} B.K. Fujikawa,^{2,11} J.G. Learned,¹² J. Maricic,¹² S.N. Axani,¹³ J. Smolksy,¹³ Z. Fu,¹³ L.A. Winslow,¹³ Y. Efremenko,^{2,14} H.J. Karwowski,¹⁵ D.M. Markoff,¹⁵ W. Tornow,^{2,15} S. Dell’Oro,¹⁶ T. O’Donnell,¹⁶ J.A. Detwiler,^{2,17} S. Enomoto,^{2,17} M.P. Decowski,^{2,18} C. Grant,¹⁹ A. Li,^{19,15} and H. Song¹⁹

(KamLAND-Zen Collaboration)

¹Research Center for Neutrino Science, Tohoku University, Sendai 980-8578, Japan

²Kaoli Institute for the Physics and Mathematics of the Universe (WPI), The University of Tokyo Institutes for Advanced Study, The University of Tokyo, Kashiwa, Chiba 277-8583, Japan

³Graduate Program on Physics for the Universe, Tohoku University, Sendai 980-8578, Japan

⁴Frontier Research Institute for Interdisciplinary Sciences, Tohoku University, Sendai, 980-8578, Japan

⁵Department of Physics, Tohoku University, Sendai, 980-8578, Japan

⁶Kyoto University, Department of Physics, Kyoto 606-8502, Japan

⁷Graduate School of Science, Osaka University, Toyonaka, Osaka 560-0043, Japan

⁸Research Center for Nuclear Physics, Osaka University, Ibaraki, Osaka 567-0047, Japan

⁹Department of Physics, Tokushima University, Tokushima 770-8506, Japan

¹⁰Graduate School of Integrated Arts and Sciences, Tokushima University, Tokushima 770-8502, Japan

¹¹Nuclear Science Division, Lawrence Berkeley National Laboratory, Berkeley, California 94720, USA

¹²Department of Physics and Astronomy, University of Hawaii at Manoa, Honolulu, Hawaii 96822, USA

¹³Massachusetts Institute of Technology, Cambridge, Massachusetts 02139, USA

¹⁴Department of Physics and Astronomy, University of Tennessee, Knoxville, Tennessee 37996, USA

¹⁵Triangle Universities Nuclear Laboratory, Durham, North Carolina 27708, USA;

Physics Departments at Duke University, Durham, North Carolina 27708, USA;

North Carolina Central University, Durham, North Carolina 27707, USA;

and The University of North Carolina at Chapel Hill, Chapel Hill, North Carolina 27599, USA

¹⁶Center for Neutrino Physics, Virginia Polytechnic Institute and State University, Blacksburg, Virginia 24061, USA

¹⁷Center for Experimental Nuclear Physics and Astrophysics, University of Washington, Seattle, Washington 98195, USA

¹⁸Nikhef and the University of Amsterdam, Science Park, Amsterdam, the Netherlands

¹⁹Boston University, Boston, Massachusetts 02215, USA

(Dated: February 17, 2023)

The KamLAND-Zen experiment has provided stringent constraints on the neutrinoless double-beta ($0\nu\beta\beta$) decay half-life in ^{136}Xe using a xenon-loaded liquid scintillator. We report an improved search using an upgraded detector with almost double the amount of xenon and an ultralow radioactivity container, corresponding to an exposure of 970 kg yr of ^{136}Xe . These new data provide valuable insight into backgrounds, especially from cosmic muon spallation of xenon, and have required the use of novel background rejection techniques. We obtain a lower limit for the $0\nu\beta\beta$ decay half-life of $T_{1/2}^{0\nu} > 2.3 \times 10^{26}$ yr at 90% C.L., corresponding to upper limits on the effective Majorana neutrino mass of 36–156 meV using commonly adopted nuclear matrix element calculations.

The search for neutrinoless double-beta ($0\nu\beta\beta$) decay is the most practical way to probe the Majorana nature of neutrinos. In the context of light Majorana neutrino exchange between two nucleons, the decay rate is proportional to the square of the effective Majorana neutrino mass $\langle m_{\beta\beta} \rangle \equiv |\sum_i U_{ei}^2 m_{\nu_i}|$, providing information on the absolute neutrino mass scale and mass eigenstate ordering. To date, KamLAND-Zen has provided the most stringent constraint on $\langle m_{\beta\beta} \rangle$ of $\gtrsim 100$ meV in the quasidegenerate neutrino mass region [1]. An improved

*Present address: Imperial College London, Department of Physics, Blackett Laboratory, London SW7 2AZ, UK

†Present address: Kamioka Observatory, Institute for Cosmic-Ray Research, The University of Tokyo, Hida, Gifu 506-1205, Japan

‡Present address: National Institutes for Quantum and Radiological Science and Technology (QST), Sendai 980-8579, Japan

§Present address: Department of Physics and Astronomy, University of Alabama, Tuscaloosa, AL 35487, USA

¶Present address: National Research Nuclear University “MEPhI” (Moscow Engineering Physics Institute), Moscow, 115409, Russia

search probing $\langle m_{\beta\beta} \rangle$ below 50 meV would provide a first test of the Majorana nature of neutrinos in the inverted mass ordering (IO) region beyond the quasidegenerate mass region. Such searches also test theoretical models predicting $\langle m_{\beta\beta} \rangle$ in this range [2–4].

KamLAND-Zen [1, 5–9] is a double-beta decay experiment that exploits the existing KamLAND neutrino detector. The $\beta\beta$ decay source is a Xe-loaded liquid scintillator (Xe-LS) contained in a spherical inner balloon (IB) at the center of the detector. The IB is surrounded by 1 kton of LS (Outer LS) contained in a 13-m-diameter spherical outer balloon made of 135- μ m-thick nylon/EVOH composite film. To detect scintillation light, 1,325 17-inch and 554 20-inch photomultiplier tubes (PMTs) are mounted on the inner surface of the stainless-steel containment tank (SST), providing 34% solid-angle coverage. The SST is surrounded by a 3.2 kton water-Cherenkov outer detector.

The previous search in KamLAND-Zen used 381 kg of enriched xenon (referred to as KamLAND-Zen 400) and probed $0\nu\beta\beta$ just above the IO region [1]. To further improve this limit, the KamLAND-Zen collaboration upgraded the experiment to 745 kg of enriched xenon (referred to as KamLAND-Zen 800), nearly twice the target mass of the previous experiment. To hold the additional xenon, a larger and cleaner 3.80-m-diameter IB was constructed with better mitigation measures to avoid dust attachment to the balloon surface [10]. The Xe-LS consists of 82% decane and 18% pseudocumene (1,2,4-trimethylbenzene) by volume, 2.4 g/liter of the fluor PPO (2,5-diphenyloxazole), and (3.13 \pm 0.01)% by weight of enriched xenon gas. The isotopic abundances in the enriched xenon were measured by a residual gas analyzer to be (90.85 \pm 0.13)% ^{136}Xe , (8.82 \pm 0.01)% ^{134}Xe .

Science data-taking started on January 2, 2019. The initial data contained ^{222}Rn ($\tau = 5.5$ day), introduced by radon emanation from storage tanks and pipelines during Xe-LS filling, and was used for detector calibration. Event positions and energies are reconstructed based on the timing and charge distributions of photoelectrons recorded by the PMTs. The detector Monte Carlo (MC) simulation is based on GEANT4 [11, 12] and is tuned to reproduce the timing and charge distributions observed in the data. The optical parameters related to the position dependence of the light yield are corrected based on monochromatic ^{214}Po α decays in the ^{222}Rn decay chain. The parameters of the detector energy nonlinear response model describing effects from scintillator quenching and Cherenkov light production are constrained to reproduce the measured spectral shape of ^{214}Bi $\beta + \gamma$ decays. The estimated energy and vertex resolutions in the Xe-LS are 6.7%/ $\sqrt{E(\text{MeV})}$ and 13.7 cm/ $\sqrt{E(\text{MeV})}$, respectively. Using the 2.225 MeV γ rays from the muon-induced neutron captures on protons, the position- and time-dependent fluctuations of the absolute energy scale in the Xe-LS are determined to be less than 1%. We considered this deviation as a systematic uncertainty on the energy scale conservatively,

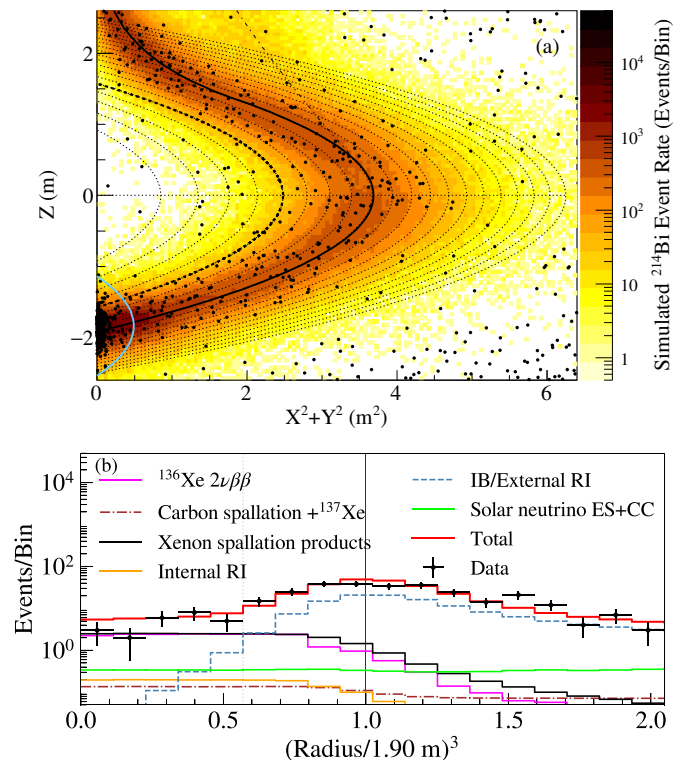


FIG. 1: (a) Vertex distribution of candidate SD events (black points) overlaid on ^{214}Bi background events from the MC simulation (color histogram) in the energy region $2.35 < E < 2.70$ MeV ($0\nu\beta\beta$ window), with arbitrary normalization. The solid and thick dashed lines indicate the shape of the IB and the 1.57-m-radius spherical volume, respectively. The dot-dashed line indicates the nylon belt suspending the IB. The thin dashed lines illustrate the shape of the equal-volume spherical half-shells, which compose the 2.5-m-radius spherical fiducial volume. The high-count region at the IB bottom indicates the hot spot and is vetoed. (b) R^3 vertex distribution of candidate SD events in the $0\nu\beta\beta$ window. The curves show the best-fit background model components.

while its impact is mitigated by the spectral fit for $2\nu\beta\beta$, as discussed later. The outer LS is 1.1 times brighter than the Xe-LS. The tuned MC reproduces the observed vertex distances between sequential ^{214}Bi - ^{214}Po decays ($\tau = 237 \mu\text{s}$) coming from ^{222}Rn in the Xe-LS; the average distances are 38.0 cm and 38.1 cm with the data and MC, respectively. It also reproduces the energy spectrum of ^{214}Bi decays including the high energy tail, indicating that the background contribution from energy reconstruction failure in $2\nu\beta\beta$ decays is negligible.

We use data collected between February 5, 2019 and May 8, 2021. Candidate events are selected by performing the following series of first-level cuts: (i) the events must be reconstructed within 2.5 m of the detector center and 0.7 m away from the bottom hot spot on the IB, which is outlined in Fig. 1(a). (ii) Muons and events within 2 ms after muons are rejected. (iii) Sequential radioactive decays are eliminated by a delayed coincidence tag, requiring time and distance be-

tween the prompt and delayed events to be less than 1.9 ms and 1.7 ms, respectively, and a double pulse identification inside a single event acquisition window. Those cuts remove $(99.89 \pm 0.03)\%$ of ^{214}Bi - ^{214}Po events, and $(97.7 \pm 0.5)\%$ of ^{212}Bi - ^{212}Po . (iv) Reactor $\bar{\nu}_e$ interactions identified by delayed coincidence are rejected. (v) Poorly reconstructed events are rejected to suppress electronic noise and accidental pileup. Real singles events are produced by isotropic scintillation from a single site. In this case, there are correlations between the vertex-to-PMT distance and photon travel time, and between the distance and charge, which can be approximated by simple functions. We define a discriminator based on χ^2 tests to assess the agreement with those approximate functions, and identify tag events with high discriminator values as poorly reconstructed events. The overall selection inefficiency is less than 0.1%.

Background sources for the $0\nu\beta\beta$ search are divided into four categories: (i) radioactive impurities (RI) in the Xe-LS; (ii) external to the Xe-LS, mainly from the IB material; (iii) neutrino interactions; and (iv) cosmogenic spallation products. The inferred contamination of ^{238}U and ^{232}Th in the Xe-LS is $(1.5 \pm 0.4) \times 10^{-17}$ g/g and $(3.0 \pm 0.4) \times 10^{-16}$ g/g, respectively, based on delayed coincidence measurements of ^{214}Bi - ^{214}Po and ^{212}Bi - ^{212}Po decays. Those reference calculations for ^{238}U and ^{232}Th assume secular equilibrium for comparison with the previously reported values, and are not used for background estimations. We did not find the background peak from ^{110m}Ag β^- decays ($\tau = 360$ day, $Q = 3.01$ MeV) observed previously in KamLAND-Zen 400, caused by contamination from Fukushima-I fallout [7]. We conclude that ^{110m}Ag was significantly reduced due to radioactive decay, continued purification, and cleaner fabrication of the IB. The primary background sources external to the Xe-LS are ^{238}U and ^{232}Th in the IB. The contamination levels of ^{238}U and ^{232}Th are $(3 \pm 1) \times 10^{-12}$ g/g and $(3.8 \pm 0.2) \times 10^{-11}$ g/g, respectively, and are roughly a factor of 10 smaller compared to those measured on the previous IB [1]. The backgrounds from the outer LS and surrounding detector materials are negligibly small.

In the later period of the dataset, we found an increase in the background rate at the IB bottom, possibly due to the settling of dust particles containing radioactive impurities. We performed a search for clusters of γ -like events using a newly developed spatiotemporal deep neural network model, referred to as KamNet [13], which is capable of resolving γ cascades from the resulting non-isotropic event topology due to multisite energy deposits. The search identified such an event cluster in the inner volume of the Xe-LS ($R < 1.57$ m) that is inconsistent with the average background rate, with a p value of only 0.06% (including the trials penalty). Considering the limited likelihood of contamination during the construction phase, credible sources of time-varying backgrounds are ^{60}Co in stainless-steel shavings or ^{214}Bi in thick dust. To avoid this ambiguity in our background modeling, we remove this high-background period from the dataset. The

boundaries of the period were defined from the times of the first and last events in the cluster, with an added period on either side corresponding to the average interevent time in the cluster, corresponding to a total of 30.4 days. However, we also performed the analysis with the high-background period included and report the impact on the final result, as discussed later.

Solar neutrinos are an intrinsic background source for the $0\nu\beta\beta$ search. The oscillated neutrino flux can be calculated based on the standard solar model prediction [14] with three-flavor mixing. The contribution from the elastic scattering (ES) of ^8B solar neutrinos on electrons is estimated to be $(4.9 \pm 0.2) \times 10^{-3}$ (ton day) $^{-1}$ in the Xe-LS. In addition, ^{136}Xe captures ν_e through charged-current (CC) interactions, primarily from ^7Be solar neutrinos, producing e^- , ^{136}Cs , and γ 's from the excited states. The subsequent $\beta + \gamma$ decays of ^{136}Cs ($\tau = 19.0$ day, $Q = 2.548$ MeV) produce a background peak around 2.0 MeV in visible energy, mostly overlapping with the resolution tail of $2\nu\beta\beta$ decays. The interaction rate is expected to be $(0.8 \pm 0.1) \times 10^{-3}$ (ton day) $^{-1}$ based on the cross section calculated in Ref. [15, 16].

Radioactive isotopes produced through cosmic muon spallation of carbon and xenon represent the dominant backgrounds in this analysis. To suppress the spallation backgrounds, second-level cuts are performed with the discrimination parameters based on time intervals (ΔT) from preceding muons, space correlations with vertices of neutron capture γ rays (neutron vertices) induced by those muons, and reconstructed muon tracks and shower profiles [1, 17–21]. We apply the following four rejection criteria: (a) events within 150 ms after muons passing through the LS are rejected. This cut removes 99.4% of ^{12}B ($\tau = 29.1$ ms, $Q = 13.4$ MeV). (b) To reduce short-lived carbon spallation backgrounds, mainly from ^{10}C ($\tau = 27.8$ s, $Q = 3.65$ MeV) and ^6He ($\tau = 1.16$ s, $Q = 3.51$ MeV), we remove events reconstructed within 1.6 m of neutron vertices with $\Delta T < 180$ s. (c) Events likely to be spallation backgrounds, which have space and time correlations with the preceding muon-induced showers, are rejected. The muon track reconstructed from the timing of the first-arriving photons at the PMTs provides the transverse distance between muons and spallation backgrounds (l_{trans}). We apply a newly developed muon shower reconstruction to calculate light intensity profiles along the muon track based on the timing of all the photons. The light profile (Q_{shower}) is represented by a function of the longitudinal distance between muon entry and spallation backgrounds (l_{long}). We performed the cuts with a new likelihood discriminator, $L_1 = f_{\text{spall}}/f_{\text{acc}}$. Here f_{spall} and f_{acc} are the probability density functions (PDFs) for muon-spallation pairs and accidental pairs, respectively; both PDFs are functions of the three parameters: ΔT , l_{trans} , and Q_{shower} . The cut value of L_1 was optimized based on the PDFs created from ^{12}B . The overall rejection efficiencies for ^{10}C and ^6He by cuts (a)–(c) are $>99.3\%$ and $(97.6 \pm 1.7)\%$, respectively, including the uncertainties from the iso-

tope dependence of the PDFs. (d) To reduce the ^{137}Xe ($\tau = 5.5$ min, $Q = 4.17$ MeV) background, we remove events reconstructed within 1.6 m of the vertices identified as neutron captures on ^{136}Xe producing high energy γ 's ($Q = 4.03$ MeV) with $\Delta T < 27$ min. This cut removes $(74 \pm 7)\%$ of ^{137}Xe . The dead time introduced by the cuts (a)–(d) is $(14.6 \pm 0.1)\%$.

The second-level cuts effectively reject carbon spallation backgrounds, however, most xenon spallation backgrounds remain after the cuts because their lifetimes are long (typically several hours). Xenon spallation can be characterized by detecting multiple neutrons emitted via the nucleon evaporation process in neutron-rich isotopes (^{136}Xe primarily). To tag the long-lived products effectively, we define another likelihood discriminator, $L_2 = f_{\text{fl}}/f_{\text{acc}}$. Here f_{fl} and f_{acc} are the PDFs for long-lived muon-spallation pairs and accidental pairs, respectively, constructed from three parameters: neutron multiplicity, distance to neutron vertices, and ΔT . The cut value on the L_2 parameter is optimized using an MC simulation discussed later. Events that are not classified as coming from long-lived backgrounds are referred to as “singles data” (SD), and the others are referred to as “long-lived data” (LD). The total live time for SD and LD is 523.4 days and 49.3 days, respectively. The exposure of SD, sensitive to $0\nu\beta\beta$ signal, is 970 kg yr of ^{136}Xe .

The production yields for individual carbon spallation isotopes are well estimated with fits to the ΔT curves within 10^3 s for each isotope using the high statistics data in the large outer-LS volume. On the other hand, the same fit does not work for xenon spallation in the Xe-LS volume because there are many candidate long-lived isotopes whose individual yields are too small to be decomposed. To assess the total yields of all isotopes, we performed an MC simulation of muon-induced spallation using FLUKA [22, 23] and of the subsequent radioactive decays by GEANT4. The expected ΔT curve within 10^6 s and energy spectrum are calculated by adding the contributions of all produced isotopes as well as their daughters. The primary contributions are from ^{132}I , ^{130}I , ^{124}I , ^{122}I , ^{118}Sb , ^{110}In , and ^{88}Y . Considering potentially large uncertainties in the MC-based total yields, we introduced a parameter to scale the long-lived spallation background rate (α_{BG}) in the fit to $0\nu\beta\beta$ decay discussed later. The systematic uncertainties on the relative yields are estimated from isotopic production cross sections for ^{136}Xe spallation by protons at incident energies of 500 MeV and 1 GeV per nucleon [24, 25], giving an estimate of the energy spectral distortion from those errors. The MC study shows $(42.0 \pm 8.8)\%$ of long-lived spallation backgrounds are classified as LD, whereas only 8.6% of uncorrelated events are mis-classified. This indicates that the LD analysis is useful for constraining α_{BG} .

The $0\nu\beta\beta$ decay rate is estimated from a simultaneous likelihood fit to the binned energy spectra of SD and LD between 0.5 and 4.8 MeV in hemispherical-shell volumes. The volumes are made by dividing the 2.5-m-radius fiducial volume into 20 equal-volume bins each in the upper

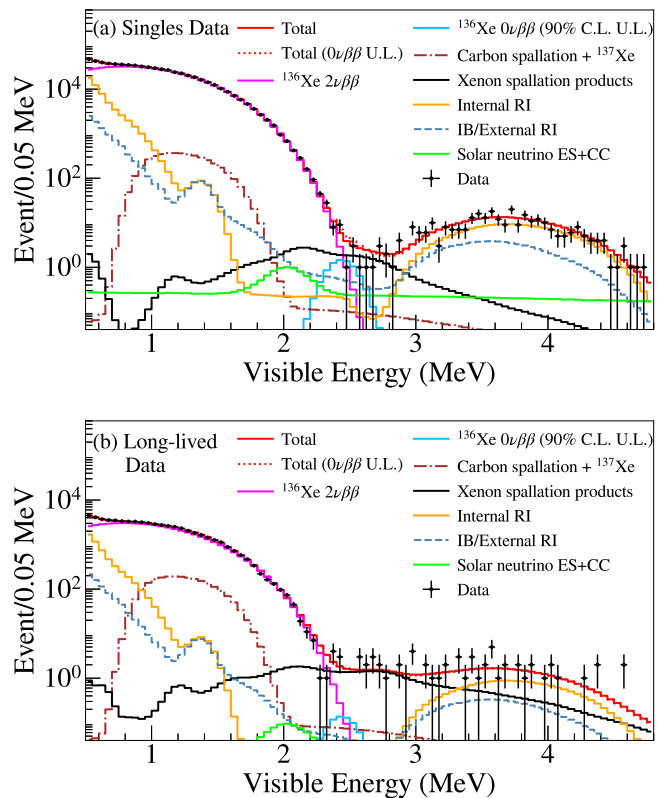


FIG. 2: Energy spectra of selected $\beta\beta$ candidates within a 1.57-m-radius spherical volume drawn together with best-fit backgrounds, the $2\nu\beta\beta$ decay spectrum, and the 90% C.L. upper limit for $0\nu\beta\beta$ decay of (a) singles data (SD), and (b) long-lived data (LD). The LD exposure is about 10% of the SD exposure.

and lower hemispheres. The contributions from major backgrounds in the Xe-LS, such as ^{85}Kr , ^{40}K , ^{210}Bi , the ^{228}Th - ^{208}Pb subchain of the ^{232}Th series, and long-lived spallation products, are free parameters and are left unconstrained in the spectral fit. The contributions from the ^{222}Rn - ^{210}Pb subchain of the ^{238}U series and short-lived spallation products can vary but are constrained by their independent measurements. The parameters of the detector energy response model common to SD and LD are floated but are constrained by the ^{222}Rn -induced ^{214}Bi data. The energy spectral distortion parameter changing the relative contributions of the long-lived spallation isotopes is allowed to float freely. The uncertainty on the energy scale parameter is stringently constrained by the fit to the high statistics $2\nu\beta\beta$ events, so its impact on the background estimate is negligible.

To visualize the fit to the $0\nu\beta\beta$ signal and long-lived spallation backgrounds, the energy spectra of selected candidate SD and LD events within a 1.57-m-radius spherical volume (inner 10 equal-volume bins illustrated in Fig. 1(a)), together with the best-fit curves, are shown in Fig. 2. The radial dependences of candidate SD events and best-fit background contributions in the $0\nu\beta\beta$

TABLE I: Summary of the estimated and best-fit background contributions for the frequentist and Bayesian analyses in the energy region $2.35 < E < 2.70$ MeV within the 1.57-m-radius spherical volume. In total, 24 events were observed.

Background	Estimated	Best-fit	
		Frequentist	Bayesian
$^{136}\text{Xe } 2\nu\beta\beta$	-	11.98	11.95
Residual radioactivity in Xe-LS			
^{238}U series	0.14 ± 0.04	0.14	0.09
^{232}Th series	-	0.85	0.87
External (Radioactivity in IB)			
^{238}U series	-	3.05	3.46
^{232}Th series	-	0.01	0.01
Neutrino interactions			
^8B solar νe^- ES	1.65 ± 0.04	1.65	1.65
Spallation products			
Long-lived	$7.75 \pm 0.57^\dagger$	12.52	11.80
^{10}C	0.00 ± 0.05	0.00	0.00
^6He	0.20 ± 0.13	0.22	0.21
^{137}Xe	0.33 ± 0.28	0.34	0.34

† Estimation based on the spallation MC study. This event rate constraint is not applied to the spectrum fit.

window are illustrated in Fig. 1(b). The exposure of ^{136}Xe for SD in this volume is 0.510 ton.yr. The best-fit background contributions are summarized in Table I. We found no event excess over the background expectation. We obtained a 90% confidence level (C.L.) upper limit on the number of $^{136}\text{Xe } 0\nu\beta\beta$ decays of < 7.9 events (< 6.2 events in the range $2.35 < E < 2.70$ MeV), which corresponds to a limit of < 15.5 (ton.yr) $^{-1}$ in units of ^{136}Xe exposure, or $T_{1/2}^{0\nu\beta\beta} > 2.0 \times 10^{26}$ yr (90% C.L.). An analysis based on the Feldman-Cousins procedure [26] gives a slightly stronger limit of 2.3×10^{26} yr (90% C.L.), indicating a limited impact of the physical boundary on the $0\nu\beta\beta$ rate in low statistics. An MC simulation of an ensemble of experiments assuming the best-fit background spectrum and including the high-background-period identification scheme indicates a median sensitivity of 1.3×10^{26} yr. The probability of obtaining a limit stronger than that reported here is 24%. In addition to the frequentist analyses above, we also performed a statistical analysis within the Bayesian framework, assuming a flat prior for $1/T_{1/2}^{0\nu\beta\beta}$. The Bayesian limit and sensitivity are 2.1×10^{26} yr and 1.5×10^{26} yr (90% C.L.), respectively.

We investigated the stability of the results by comparing the limits with different analysis conditions and background models. Alternatively, we also performed the analysis including the high-background period in the data with floated background contributions from ^{60}Co and ^{214}Bi . This data is separated into β -like and γ -like events, using particle identification provided by KamNet, and simultaneously fit to provide slightly improved

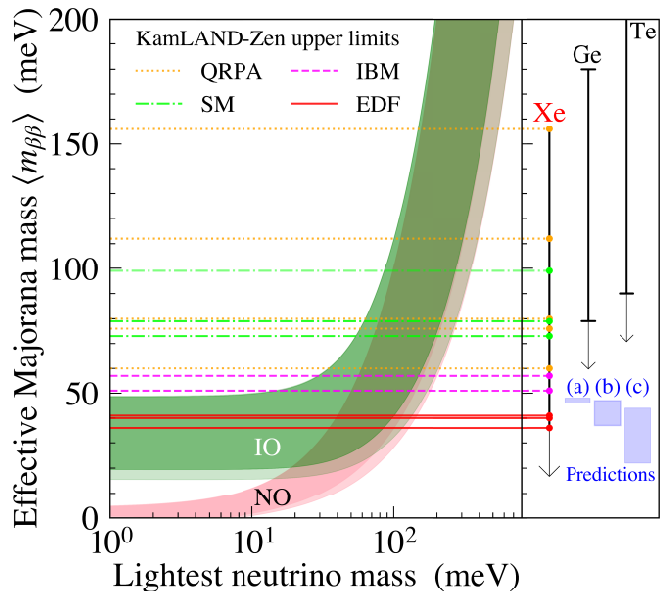


FIG. 3: Effective Majorana neutrino mass $\langle m_{\beta\beta} \rangle$ as a function of the lightest neutrino mass. The dark shaded regions are predictions based on best-fit values of neutrino oscillation parameters for the normal ordering (NO) and the inverted ordering (IO), and the light shaded regions indicate the 3σ ranges calculated from oscillation parameter uncertainties [42, 43]. The regions below the horizontal lines are allowed at 90% C.L. with ^{136}Xe from KamLAND-Zen (this work) considering an improved phase space factor calculation [27, 28] and commonly used nuclear matrix element estimates: energy-density functional (EDF) theory [29–31] (solid lines), interacting boson model (IBM) [32, 33] (dashed lines), shell model (SM) [34–36] (dot-dashed lines), and quasiparticle random-phase approximation (QRPA) [37–41] (dotted lines). The side panel shows the corresponding limits for ^{136}Xe , ^{76}Ge [44], and ^{130}Te [45], and theoretical model predictions on $\langle m_{\beta\beta} \rangle$, (a) Ref. [2], (b) Ref. [3], and (c) Ref. [4] (shaded boxes), in the IO region.

half-life limits of $T_{1/2}^{0\nu\beta\beta} > 2.7 \times 10^{26}$ yr and $T_{1/2}^{0\nu\beta\beta} > 2.4 \times 10^{26}$ yr (90% C.L.) for the background models with ^{60}Co and ^{214}Bi , respectively.

The combined fit of the KamLAND-Zen 400 and 800 datasets with the frequentist analyses gives a limit of 2.3×10^{26} yr (90% C.L.) (see the Supplemental Material [46]). The best-fit scaling parameter for the long-lived spallation background rate is $\alpha_{\text{BG}} = 1.35 \pm 0.23$, indicating good consistency between the MC-based prediction and the LD analysis. This combined analysis has a sensitivity of 1.5×10^{26} yr, and the probability of obtaining a stronger limit is 23%. From the combined half-life limits, we obtain a 90% C.L. upper limit of $\langle m_{\beta\beta} \rangle < (36 - 156)$ meV using the phase space factor calculation from [27, 28] and commonly used nuclear matrix element estimates [29–41] assuming the axial coupling constant $g_A \simeq 1.27$. Figure 3 illustrates the allowed range of $\langle m_{\beta\beta} \rangle$ as a function of the lightest neutrino mass. For the first time, this search with ^{136}Xe begins to test the IO band, and realizes the partial exclusion of several

theoretical models [2–4], that estimate $\langle m_{\beta\beta} \rangle$ based on predictions of the Majorana CP phases.

This Letter reported the first ^{136}Xe $0\nu\beta\beta$ search, at 1 ton-yr exposure, in KamLAND-Zen 800 using almost double the amount of enriched xenon and a cleaner nylon balloon relative to KamLAND-Zen 400. Our improved sensitivity provides a limit that reaches below 50 meV for the first time with certain nuclear matrix element calculations [29–31], and is the first search for $0\nu\beta\beta$ in the inverted mass ordering region. Even though extensive efforts were made to analytically reject muon spallation, the sensitivity is limited mainly by long-lived spallation backgrounds. In the future, we plan to upgrade to dead-time-free electronics to detect muon-induced neutrons more effectively and enhance the rejection performance for xenon spallation backgrounds. Such improvements and continued observation in KamLAND-Zen will provide more stringent tests of the neutrino mass scale

in the inverted mass ordering region.

Acknowledgments

The KamLAND-Zen experiment is supported by JSPS KAKENHI Grants No. 21000001, No. 26104002, and No. 19H05803; the U.S. National Science Foundation awards no. 2110720 and no. 2012964; the Heising-Simons Foundation; the Dutch Research Council (NWO); and under the U.S. Department of Energy (DOE) Grant No. DE-AC02-05CH11231, as well as other DOE and NSF grants to individual institutions. The Kamioka Mining and Smelting Company has provided service for activities in the mine. We acknowledge the support of NII for SINET4.

-
- [1] A. Gando *et al.*, (KamLAND-Zen Collaboration), Phys. Rev. Lett. **117**, 082503 (2016).
- [2] K. Harigaya, M. Ibe, and T. T. Yanagida, Phys. Rev. D **86**, 013002 (2012).
- [3] T. Asaka, Y. Heo, and T. Yoshida, Phys. Lett. B **811**, 135956 (2020).
- [4] K. Asai, Eur. Phys. J. C **80**, 76 (2020).
- [5] A. Gando *et al.*, (KamLAND-Zen Collaboration), Phys. Rev. C **85**, 045504 (2012).
- [6] A. Gando *et al.*, (KamLAND-Zen Collaboration), Phys. Rev. C **86**, 021601 (2012).
- [7] A. Gando *et al.*, (KamLAND-Zen Collaboration), Phys. Rev. Lett. **110**, 062502 (2013).
- [8] K. Asakura *et al.*, (KamLAND Collaboration), Nucl. Phys. A **946**, 171 (2016).
- [9] A. Gando *et al.*, (KamLAND-Zen Collaboration), Phys. Rev. Lett. **122**, 192501 (2019).
- [10] Y. Gando *et al.*, (KamLAND-Zen Collaboration), JINST **16**, P08023 (2021).
- [11] S. Agostinelli *et al.*, Nucl. Instr. Meth. A **506**, 250 (2003).
- [12] J. Allison *et al.*, IEEE Trans. Nucl. Sci. **53**, 270 (2006).
- [13] A. Li *et al.*, Phys. Rev. C **107**, 014323 (2023).
- [14] A. M. Serenelli, W. C. Haxton, and C. Peña-Garay, Astrophys. J. **743**, 24 (2011).
- [15] H. Ejiri and S. R. Elliott, Phys. Rev. C **89**, 055501 (2014).
- [16] D. Frekers, P. Puppe, J. H. Thies, and H. Ejiri, Nucl. Phys. A **916**, 219 (2013).
- [17] S. Abe *et al.*, (KamLAND Collaboration), Phys. Rev. C **81**, 025807 (2010).
- [18] S. W. Li and J. F. Beacom, Phys. Rev. C **89**, 045801 (2014).
- [19] S. W. Li and J. F. Beacom, Phys. Rev. D **91**, 105005 (2015).
- [20] S. W. Li and J. F. Beacom, Phys. Rev. D **92**, 105033 (2015).
- [21] Y. Zhang *et al.*, (Super-Kamiokande Collaboration), Phys. Rev. D **93**, 012004 (2016).
- [22] T. Böhlen *et al.*, Nuclear Data Sheets **120**, 211 (2014).
- [23] A. Ferrari and *et al.*, *FLUKA: A multi-particle transport code (program version 2005)* CERN Yellow Reports: Monographs (CERN, Geneva, 2005).
- [24] L. Giot *et al.*, Nucl. Phys. A **899**, 116 (2013).
- [25] P. Napolitani *et al.*, Phys. Rev. C **76**, 064609 (2007).
- [26] G. J. Feldman and R. D. Cousins, Phys. Rev. D **57**, 3873 (1998).
- [27] J. Kotila and F. Iachello, Phys. Rev. C **85**, 034316 (2012).
- [28] S. Stoica and M. Mirea, Phys. Rev. C **88**, 037303 (2013); updated in arXiv:1411.5506v3 .
- [29] N. L. Vaquero, T. R. Rodríguez, and J. L. Egido, Phys. Rev. Lett. **111**, 142501 (2013).
- [30] J. M. Yao, L. S. Song, K. Hagino, P. Ring, and J. Meng, Phys. Rev. C **91**, 024316 (2015).
- [31] T. R. Rodríguez and G. Martínez-Pinedo, Phys. Rev. Lett. **105**, 252503 (2010).
- [32] F. F. Deppisch, L. Graf, F. Iachello, and J. Kotila, Phys. Rev. D **102**, 095016 (2020).
- [33] J. Barea, J. Kotila, and F. Iachello, Phys. Rev. C **91**, 034304 (2015).
- [34] L. Coraggio, A. Gargano, N. Itaco, R. Mancino, and F. Nowacki, Phys. Rev. C **101**, 044315 (2020).
- [35] A. Neacsu and M. Horoi, Phys. Rev. C **91**, 024309 (2015).
- [36] J. Menendez, A. Poves, E. Caurier, and F. Nowacki, Nucl. Phys. A **818**, 139 (2009).
- [37] J. Terasaki, Phys. Rev. C **102**, 044303 (2020).
- [38] J. Hyvärinen and J. Suhonen, Phys. Rev. C **91**, 024613 (2015).
- [39] F. Šimkovic, V. Rodin, A. Faessler, and P. Vogel, Phys. Rev. C **87**, 045501 (2013).
- [40] M. T. Mustonen and J. Engel, Phys. Rev. C **87**, 064302 (2013).
- [41] D.-L. Fang, A. Faessler, and F. Šimkovic, Phys. Rev. C **97**, 045503 (2018).
- [42] S. Dell’Oro, S. Marcocci, and F. Vissani, Phys. Rev. D **90**, 033005 (2014).
- [43] Nufit 5.0, available at <http://www.nu-fit.org> (2020).
- [44] M. Agostini *et al.*, (GERDA Collaboration), Phys. Rev. Lett. **125**, 252502 (2020).
- [45] D. Q. Adams *et al.*, (CUORE Collaboration), Nature **604**, 53 (2022).

[46] See Supplemental Material at <http://link.aps.org/supplemental/10.1103/PhysRevLett.130.051801> for a table of $\Delta\chi^2$ profile as a function of ^{136}Xe neutrinoless

double-beta decay half-life with the KamLAND-Zen 400 and 800 data.