

Resilient Average Consensus: A Detection and Compensation Approach[★]

Wenzhe Zheng^a, Zhiyu He^a, Jianping He^a, Chengcheng Zhao^b, Chongrong Fang^a

^a*Department of Automation, Shanghai Jiao Tong University, and Key Laboratory of System Control and Information Processing, Ministry of Education of China*

^b*State Key Laboratory of Industrial Control Technology, Zhejiang University*

Abstract

We study the problem of resilient average consensus for multi-agent systems with misbehaving nodes. To protect consensus value from being influenced by misbehaving nodes, we address this problem by detecting misbehaviors, mitigating the corresponding adverse impact and achieving the resilient average consensus. In this paper, general types of misbehaviors are considered, including deception attacks, accidental faults and link failures. We characterize the adverse impact of misbehaving nodes in a distributed manner via two-hop communication information and develop a deterministic detection-compensation-based consensus (D-DCC) algorithm with a decaying fault-tolerant error bound. Considering scenarios where information sets are intermittently available due to link failures, a stochastic extension named stochastic detection-compensation-based consensus (S-DCC) algorithm is proposed. We prove that D-DCC and S-DCC allow nodes to asymptotically achieve resilient average consensus exactly and in expectation, respectively. Then, the Wasserstein distance is introduced to analyze the accuracy of S-DCC. Finally, extensive simulations are conducted to verify the effectiveness of the proposed algorithms.

Key words: Resilient consensus, Malicious attacks, Fault-tolerance, Detection, Compensation.

1 INTRODUCTION

Consensus problems have attracted extensive interests due to their wide applications, e.g., distributed control [2], estimation [3] and optimization in robotic networks [4], smart grids [5] and wireless sensor networks [6]. The goal of consensus is to enable nodes to reach global agreements via local exchanges of information by predefined consensus protocols. Under this framework, many interesting topics have been studied, including average consensus [7], consensus with noises [8] or packet drops [9], and the convergence rates [10].

Most of the aforementioned studies assume that all nodes faithfully execute predefined protocols. Since distributed systems are usually deployed in open environments, there may exist vulnerabilities prone to

failures or attacks [11], which could affect the consensus process. Hence, it is essential to constrain the negative impact brought by malicious or faulty nodes to ensure desired agreements. Motivated by this issue, numerous efforts have been devoted to resilient consensus [12,13], which are mainly divided into the following two categories. The first category is based on Mean-Subsequence Reduced (MSR) algorithms [14,15]. The main idea of these studies is that the node discards the extreme states from neighbors and update its state with the remaining ones. An extended version named Weighted-Mean-Subsequence Reduced (W-MSR) algorithm is developed in [16]. Instead of removing all extreme states as in the MSR algorithm, nodes only discard the extreme states that are strictly larger or smaller than their own states with W-MSR algorithm. Based on the W-MSR algorithm, LeBlanc *et al.* [12] develop a novel graph-theoretic property termed network robustness to characterize the resilience of W-MSR algorithms and derive the sufficient and necessary conditions of resilient asymptotic consensus. In addition, the quantized version of the W-MSR algorithm handling asynchronous and time-varying time delays is presented in [17]. In faulty asynchronous networks, an approximate Byzantine consensus algorithm based on MSR

[★] This paper was presented in part at 60th IEEE Conference on Decision and Control, Austin, Texas, 2021 [1].

Email addresses: wzzheng@sjtu.edu.cn (Wenzhe Zheng), hzy970920@sjtu.edu.cn (Zhiyu He), jphe@sjtu.edu.cn (Jianping He), chengchengzhao@zju.edu.cn (Chengcheng Zhao), crfang@sjtu.edu.cn (Chongrong Fang).

algorithms is proposed in [18]. In applications, the MSR algorithm can be used to build resilient robot teams. For instance, Saulnier *et al.* [19] present a hybrid algorithm that enables resilient formation control for mobile robot teams in the presence of noncooperative robots. Guerrero *et al.* [20] propose algorithms to build robust robot teams to ensure the effectiveness of the MSR algorithm. Similar to MSR algorithm, Yan *et al.* [21] solve the resilient multi-dimensional consensus problem by a middle-point-based algorithm where these points are convex combinations at one dimension each time. The above algorithms ensure the consensus among normal nodes with no need to detect malicious nodes and do not require much computation cost. However, most of them put forward strict requirements on the graph structure, e.g., $(F + 1, F + 1)$ -robust for F -total malicious model and $(2F + 1)$ -robust for F -local malicious model [12,17], which may be hard to satisfy in practice.

The other category is detection and isolation. The main idea is designing detection algorithms to find abnormal nodes and then isolate them immediately. Observer-based techniques are effective to achieve detections. Pasqualetti *et al.* [13] solve the fault detection and isolation problem based on observations for synchronous consensus in directed networks. To solve problems with more general attack models, mobile agents are exploited as observers [22]. This approach relaxes the requirements that the tolerable amount of attacks is strictly limited by the network connectivity and malicious nodes could not be neighbors. Fault detection is also achieved by observer-based techniques for interconnected second-order systems [23]. Detection method proposed in [24] is able to distinguish privacy noises and attacks with bounded false rate. The method is to realize both privacy preserving and security under malicious attacks. The detection and mitigation in randomized gossiping algorithms based on observation of temporal or spatial difference are investigated in systems of data injection attacks [25]. Silvestre *et al.* [26] propose detection algorithms for randomized gossip algorithms by the use of Set-Valued Observers and Stochastic Set-Valued Observers. This method only requires a finite number of vertices to represent poly-topic sets and it can reduce the computational cost. Observer-based techniques do not require additional state information of the system, but usually require a high computational cost. Multiple communication information, e.g., two-hop information, also contribute to detection. In [27], the authors combine two communication protocols, i.e., communication-based and sensing-based model, for fault detection. In [28], consensus algorithms are enabled in multiple distinct subsets of nodes, and each normal node verifies whether its state vector has different values in distinct subsets. If not, there will be malicious nodes among the subsets which have the same values. Based on the majority voting, a detection scheme is designed with two-hop communication information for which the constraint on graph structures is less stringent than that for

MSR algorithms [29]. Multiple communication information utilize extra state information to form redundancy relationships to determine whether the system is under attack.

The above researches present effective methods to achieve consensus among normal nodes. Due to the considerations of communication and computation costs, most of them cannot guarantee exact convergence to the average of initial states of nodes. Specifically, MSR-based algorithms only ensure consensus within the range or convex hull of normal nodes' initial states, and detection-isolation-based algorithms do not eliminate adverse impacts caused by malicious nodes before isolation. Hence, the information of initial states may be polluted. Also, the latter category of algorithms might mistake faulty nodes for malicious ones when link failures or miscalculations occur accidentally and will not adopt attack recovery methods, resulting in loss of information and system capacity. The previous work of resilient average consensus takes unreliable heterogeneous communication links into consideration, but does not consider misbehaving nodes which include malicious and faulty ones[30].

Therefore, in this paper, we are motivated to design resilient average consensus algorithms for multi-agent systems to defend against the adverse impact on the consensus that are brought by misbehaving nodes. To achieve better performance of resilient average consensus, we adopt the idea of detecting and compensating the adverse impact of misbehaving nodes with two-hop communication information and providing tolerance for faulty nodes. We designed detection methods, estimate and compensation the errors in a distributed manner even if the two-hop information is unreliable when malicious nodes are not neighbors in our previous work [1]. In this paper, we make further investigation and the main contributions of this paper are summarized as follows:

- We study the problem of resilient average consensus with misbehaving nodes. Not only detection and isolation, but also estimation and compensation are adopted to achieve accurate resilient average consensus.
- By utilizing two-hop communication information, we design a deterministic detection-compensation-based consensus (D-DCC) algorithm for normal nodes to detect and compensate the adverse impact from misbehaving nodes. We also prove that resilient average consensus can be achieved by D-DCC exactly.
- We further consider the scenario where the communication links could fail due to accidents, which brings extra challenges for the accurate resilient average consensus problem. In this case, we propose a stochastic detection-compensation-based consensus (S-DCC) algorithm correspondingly. Compared with our previous work[1], in this paper, we relax the requirement that the expectation of faults should be zero in S-DCC, and

prove that resilient average consensus in expectation is achieved by S-DCC. Moreover, we analyze the accuracy of S-DCC by Wasserstein distance, and present extensive evaluation results to show the effectiveness of the proposed algorithms.

The rest of this paper is organized as follows. Section 2 introduces the models of networks and misbehaviors. Section 3 presents the proposed algorithms consisting of the mechanisms of detection and compensation. Then, the performance of the algorithms is analyzed in Section 4. In Section 5, simulation results are provided. Finally, Section 6 concludes the paper and discusses the future directions.

Notation: We denote by \mathbb{R} the set of reals. Given a matrix M , M^\top is its transpose. Given a set \mathcal{V} , $|\mathcal{V}|$ is the number of elements in the set and $\mathcal{V}/\{i\}$ is the set removing i from \mathcal{V} . Given a matrix W , $W_{\{i\}}$ is the matrix deleting i -th row and column of W . We let \mathbb{E} and \mathbb{D} denote expectation and variance operations, respectively.

2 PRELIMINARIES AND PROBLEM FORMULATION

2.1 Network Model

Consider a network modeled as an undirected graph $\mathcal{G} = (\mathcal{V}, \mathcal{E})$ with vertex set $\mathcal{V} = \{1, 2, \dots, N\}$ and edge set $\mathcal{E} \subseteq \mathcal{V} \times \mathcal{V}$. Note that $(i, j) \in \mathcal{E}$ indicates that node i and node j can communicate with each other. The neighbor set of node i is denoted by $\mathcal{N}_i = \{j | (i, j) \in \mathcal{E}\}$. The adjacency matrix is $A_{\mathcal{G}} = [a_{ij}]_{N \times N}$, and Laplacian matrix is $L = D_{\mathcal{G}} - A_{\mathcal{G}}$, where $D_{\mathcal{G}} = \text{diag}(d_1, \dots, d_N)$ with $d_i = \sum_{j=1}^N a_{ij}$. Let $d_m = \max\{d_1, \dots, d_N\}$. Without loss of generality, let the subsets $\mathcal{V}_s = \{1, 2, \dots, n\}$ and $\mathcal{V}_m = \{n+1, n+2, \dots, N\}$ represent normal nodes set and misbehaving nodes set, respectively. It follows that $\mathcal{V}_s \cup \mathcal{V}_m = \mathcal{V}$ and $\mathcal{V}_s \cap \mathcal{V}_m = \emptyset$.

2.2 Consensus Algorithms

Let $x_i(k) \in \mathbb{R}$ be the state of node i at time k and $x(k) = [x_1(k), x_2(k), \dots, x_N(k)]^\top$ be the state vector. Consensus algorithms are distributed control protocols that drive all states to the same value, i.e., $x_i = c$, $\forall i \in \mathcal{V}$ [7]. The value c is called the consensus value. Particularly, if $c = \frac{1}{N} \sum_{i=1}^N x_i(0)$ holds, then the average consensus can be achieved. The basic discrete-time linear average consensus is represented as

$$x(k+1) = Wx(k), \quad (1)$$

where W is a doubly stochastic matrix, and $w_{ij} \neq 0$ if and only if nodes i and j are neighbors. By (1), the system will achieve the average consensus exponentially

if the undirected graph \mathcal{G} is a connected graph. The commonly used weight matrix guaranteeing asymptotic convergence includes Metropolis weights[31] and Perron matrix, i.e., $W = I - \gamma L$, where $0 < \gamma < 1/d_m$. Under both Metropolis weights and Perron weights, the updating coefficients of node i , i.e., w_{ij} , $\forall j \in \mathcal{N}_i$, are known by neighbors if the number of neighbors $|\mathcal{N}_i|$ and N are available to neighbors, which provide bases for the later error detection.

2.3 Information Set and Misbehavior Model

The rule (1) implies that each node updates its state by using the states of its own and its neighbors. Such two-hop information can be properly utilized to facilitate the efficient detection of misbehaviors of targeted nodes [6,22]. All nodes transmit their own information sets to neighbors at each time. Specifically, for node i at time k , its information set $\Psi_i(k)$ is denoted by

$$\Psi_i(k) = \{i, x_i(k), \pi_i(k), \varepsilon_i(k-1), \{j, x_j^{(i)}(k-1), j \in \mathcal{N}_i\}\},$$

where $x_j^{(i)}(k-1)$ is the state value (at time $k-1$) of node j which is sent by node i to its neighbors at time k . The term $\varepsilon_i(k)$ is the compensation added by normal nodes or the adverse impact brought by misbehaving nodes, which will be discussed in detail later. Let the binary attack detection indicator $\pi_i(k) = 1$ or $\pi_i(k) = 0$ represent “attack” or “no attack”, respectively, where the former indicates that the node i has detected misbehaving nodes in its neighbors. Note that $\varepsilon_i(k-1)$ is allowed to be non-zero for normal nodes if $\pi_i(k) = 1$, i.e., compensation is added only when a misbehavior is detected.

As for misbehavior model, the misbehaving nodes considered in this paper can be either malicious or faulty. Faulty nodes may cause adverse impacts to the system because of accident faults, e.g., miscalculations. A malicious node aims to disrupt the network functions by manipulating the information set, but can only send the same information to all of its neighbors at each time. If the network is realized by broadcast communication, it is natural to assume that any node sends the same value to all of its neighbors. In the following, we make three assumptions regarding the specific misbehaviors that misbehaving nodes can generate.

Assumption 1. Any two misbehaving nodes do not neighbor with each other.

Assumption 2. A malicious node can manipulate its information set by changing the state values of its own and its neighbors, and delete the IDs and states of its neighbors, but cannot add any entries.

Assumption 3. A normal node will cut off all future communication with the node(s) that is(are) detected as abnormal and isolated.

Assumption 1 is reasonable when the number of misbehaving nodes is much less than that of normal nodes.

In another word, the misbehaving nodes are sparsely distributed in the network [6]. The attacker capabilities considered are specified in Assumption 2, which includes basic deception attacks such as spoofing attack and false-data injection attack[11]. Malicious nodes prefer not to add any entries because it will be easily detected by normal nodes with two-hop information. With Assumption 3, the misbehaving nodes will be effectively isolated by all normal nodes, which can be achieved when there are mobile nodes in the network [22].

Since misbehaving nodes will cause adverse impacts and normal nodes will add compensation input, the discrete-time linear updating rule is given as follows

$$x(k+1) = Wx(k) + \varepsilon(k), \quad (2)$$

where $\varepsilon(k) = [\varepsilon_1(k), \varepsilon_2(k), \dots, \varepsilon_N(k)]^\top$ is the input vector. The term $\varepsilon_i(k)$ is the error input for misbehaving node $i \in \mathcal{V}_m$, while $\varepsilon_i(k)$ is the compensation input for normal node $i \in \mathcal{V}_s$.

Considering there may be link failures during communication, we refer to link failures as the phenomenon that may prevent information set from being received at each desired time. We denote by p the probability of connection between nodes, i.e., link failure occurs with probability $1 - p$ between each pair of nodes independently. In order to facilitate the analysis when we consider link failures, the errors caused by misbehaving nodes are characterized to obey an unknown distribution [32]. It is supposed that misbehaving node i affects the system (or the error equals to zero) with probability $\theta_i \in [0, 1]$. Let $X_i(k)$ be the random variable of attack or not, i.e., $X_i(k) \sim \mathcal{B}(1, \theta_i)$, where \mathcal{B} represents the Bernoulli distribution. The term $X_i(k)$ is used because we need to consider the probability that $\varepsilon_i(k) = 0$ separately. Further, the misbehaving nodes affect the system with a certain mechanism. Hence, if node i affects the system at time k , the random variable of the error, i.e., $Y_i(k)$, obeys a certain distribution with expectation μ_i and variance σ_i^2 . We assume that the probability of $Y_i(k) = 0$ is zero, and $X_i(k)$ and $Y_i(k)$ are independent. Hence, it holds that $\varepsilon_i(k) = X_i(k)Y_i(k)$ for misbehaving nodes. Then, we have

$$\begin{aligned} \mathbb{E}[\varepsilon_i(k)] &= \theta_i \mu_i, \\ \mathbb{D}[\varepsilon_i(k)] &= \theta_i \sigma_i^2 + (1 - \theta_i) \theta_i \mu_i^2 \triangleq \sigma_{\varepsilon_i}^2. \end{aligned}$$

Nevertheless, $\varepsilon_i(k)$ can obey an arbitrary distribution because we do not pose any restriction on the distributions of $X_i(k)$ and $Y_i(k)$, and do not need to know the expectation and variance of them, which is different from the faults. The difference between malicious nodes and faulty nodes is that malicious nodes will attack the system continuously, while faulty nodes only cause accidental disturbances in a limited period.

2.4 Problem of Interest

We consider a multi-agent system with misbehaving nodes which is described by \mathcal{G} . Each node owns an initial state $x_i(0)$ and the system updates its states by (2). In such a setting, representative consensus algorithms such as W-MSR [16] cannot guarantee accurate consensus values, and fault detection and isolation methods may mistake faulty nodes for malicious ones. Thus, extra input is needed to mitigate errors caused by misbehaving nodes, and a fault-tolerance mechanism is called for faulty nodes. This paper aims to develop a distributed detection and compensation algorithm to achieve resilient average consensus. With the proposed algorithm, normal nodes can detect the errors of neighboring misbehaving nodes by examining the information sets from neighbors and mitigate the adverse impact by adding compensating input to their own states. Considering that there may be misbehaving nodes with low data utility, e.g., malicious nodes who constantly cause errors and faulty nodes with severe malfunction, isolation are adopted to thoroughly eliminate negative effects. Besides, given that the communication in multi-agent systems could be unreliable due to link failures (especially in the wireless communication scenario), the consensus process will be influenced if the information set is intermittently unavailable. Therefore, we further take link failures into consideration.

Under scenarios where all information sets from neighbors are available, we aim to design a misbehavior-resilient algorithm to achieve resilient average consensus among the nodes in the set after isolation \mathcal{V}_r for the system with malicious nodes and faulty nodes, i.e.,

$$\lim_{k \rightarrow \infty} x_j(k) = \frac{1}{|\mathcal{V}_r|} \sum_{u \in \mathcal{V}_r} x_u(0), \quad \forall j \in \mathcal{V}_r, \quad (3)$$

where \mathcal{V}_r is a subset of \mathcal{V} including nodes that are not isolated. It is assumed that the subgraph $\mathcal{G}_r = (\mathcal{V}_r, \mathcal{E}_r)$ is connected, where \mathcal{E}_r ($\mathcal{E}_r \subseteq \mathcal{E}$) denotes edge set of the nodes in \mathcal{V}_r .

Considering the random communication link failures between nodes, we aim to extend our algorithm to achieve unbiased resilient average consensus in expectation with a relative small variance by designing compensation input, i.e.,

$$\mathbb{E} \left[\lim_{l \rightarrow \infty} x_j(l) \right] = \frac{1}{|\mathcal{V}_r|} \sum_{u \in \mathcal{V}_r} x_u(0), \quad \forall j \in \mathcal{V}_r. \quad (4)$$

3 DETECTION AND COMPENSATION DESIGN

In this section, we first propose a detection algorithm to detect misbehaving nodes and then compensate the

negative impact caused by these misbehaviors. The basic idea of detection is to design two-hop information set to form redundancy relationships. By two-hop information set, the misbehaviors can be characterized in a distributed manner, which leads to four compensation schemes. Considering the possible link failures, a stochastic scheme is then introduced.

3.1 Detection Strategies

The first step for each normal node is to determine whether there are misbehaving nodes in the neighborhood and estimate the amount of error caused by them. According to Assumption 2, a malicious node i can manipulate states of neighbors in the information set, i.e., $x_j^{(i)}(k-1), j \in \mathcal{N}_i$, or updates its own state with arbitrary errors. The detection strategies are characterized by the following two types:

- *Detection Strategy I*: Node j detects whether misbehaving nodes change the state values of j in information set, i.e., $x_j^{(i)}(k) \neq x_j(k), j \in \mathcal{N}_i$. If the malicious node deletes the ID and state of j in the information set, it can be regarded as changing the corresponding state value to zero.
- *Detection Strategy II*: Node j detects whether misbehaving node i follow the update rule $x_i(k+1) = \sum_{j \in \mathcal{N}_i} w_{ij} x_j^{(i)}(k)$.

Each normal node will utilize the two detection strategies to check each neighbor based on its information set. Obviously, the misbehaviors mentioned in Section 2.3 could be detected by Detection Strategy I or II or both. The update rule is as

$$\begin{aligned} x_i(k+1) &= \sum_{j \in \mathcal{N}_i} w_{ij} x_j(k) + \varepsilon_i(k) \\ &= \sum_{j \in \mathcal{N}_i} w_{ij} x_j(k) + \sum_{j \in \mathcal{N}_i} \varepsilon_i^{j(1)}(k) + \varepsilon_i^{(2)}(k), \end{aligned} \quad (5)$$

where $\varepsilon_i^{j(1)}(k)$ and $\varepsilon_i^{(2)}(k)$ are the adverse impacts detected by Detection Strategy I and II, respectively, and

$$\varepsilon_i^{j(1)}(k) = w_{ij}(x_j^{(i)}(k) - x_j(k)), \quad (6a)$$

$$\varepsilon_i^{(2)}(k) = x_i(k+1) - \sum_{j \in \mathcal{N}_i} w_{ij} x_j^{(i)}(k). \quad (6b)$$

Note that each neighbor of misbehaving node i will detect node i with the same error by Detection Strategy II. Hence, $\varepsilon_i^{(2)}(k)$ is used instead of $\varepsilon_i^{j(2)}(k)$.

3.2 Compensation Schemes & D-DCC Algorithm

In this part, a deterministic detection-compensation-based consensus (D-DCC) algorithm is proposed. The

following lemma shows the sufficient condition of resilient average consensus on dynamic system (2).

Lemma 1 ([33]). *For the system (2), if the added input vectors are bounded, i.e., $\|\varepsilon(k)\|_\infty \leq \alpha \rho^k$ for certain $\alpha > 0$ and $\rho \in [0, 1)$, and the sum of inputs satisfies*

$$\sum_{k=0}^{\infty} \sum_{i=1}^N \varepsilon_i(k) = 0, \quad (7)$$

then average consensus is achieved exponentially.

It is obvious that the existence of misbehaving nodes can lead to the violation of (7), which is the necessary condition of average consensus. If (7) does not hold, $\lim_{k \rightarrow \infty} \sum_{i=1}^N x_i(k) = \sum_{i=1}^N x_i(0)$ will not hold either. To achieve exact average consensus, we need to compensate the impact of misbehaviors by introducing an error compensator η_j for each normal node j . The compensation values to be added is stored in the error compensator η_j . Then, node j will select compensation input according to the error compensator. We define the following three types of compensation.

- *Compensation Scheme I*: To compensate the impact detected by Detection Strategy I, i.e.,

$$\eta_j^{i(1)}(k+1) = -w_{ij}(x_j^{(i)}(k) - x_j(k)). \quad (8)$$

- *Compensation Scheme II*: To compensate the impact detected by Detection Strategy II, i.e.,

$$\eta_j^{i(2)}(k+1) = -\varepsilon_i^{(2)}(k)/|\mathcal{N}_i|. \quad (9)$$

- *Compensation Scheme III*: To compensate the impact of isolation, i.e.,

$$\eta_j^{i(3)}(k+1) = (x_i(k+1) - x_i(0))/|\mathcal{N}_i|. \quad (10)$$

Compensation I is employed by node j when it detects that its neighbor i has changed the value of node j in the information set. Note that all $|\mathcal{N}_i|$ neighbors of node i detect the misbehaviors of node i by Detection Strategy II. Hence, each node averagely compensates the error. Moreover, Compensation Scheme III is adopted when node i is isolated by neighbors. Each neighbor will equally compensate the historical adverse impact on average consensus.

Inspired by Lemma 1, we adopt a distributed exponential decaying bound of errors, i.e., $\alpha_j \rho_j^k, j \in \mathcal{V}_s$, to decide isolation and guarantee the convergence. Let $\alpha = N \max_{i \in \mathcal{V}} \alpha_i, \rho = \max_{i \in \mathcal{V}} \rho_i$. Then, the condition $\|\varepsilon(k)\|_\infty \leq \alpha \rho^k$ will hold. Node j estimates the error of its neighbor i by (6). If the error is in the bound, i.e. $|\varepsilon_i^{j(1)}(k) + \varepsilon_i^{(2)}(k)| \leq \alpha_j \rho_j^k$, then node j will compensate the error by Compensation Scheme I and II, which

is a resilient mechanism for finite errors and accidental errors such as computation error and actuator error. Otherwise, it means that the adverse impact caused by node i is too severe such that the consensus process will be seriously affected and the convergence may not be achieved according to Lemma 1. In this case, node j will cut off the communication with node i (i.e., node i is isolated) to avoid the future adverse impact from node i and Compensation Scheme III will be used to remedy the historical bad impact from node i .

In summary, by means of the above three compensation schemes, our resilient average consensus algorithm under deterministic communication scenario is proposed as D-DCC algorithm, which is summarized in Algorithm 1. For the sake of simplicity, the proposed D-DCC algorithm only shows the execution of node $j \in \mathcal{V}$ and its neighbors. Specifically, node $j \in \mathcal{V}$ first performs Detection Strategies I and II, and Compensation Schemes I and II in order (see steps 4-11 in Algorithm 1). Then, node j checks whether the error of node $i \in \mathcal{N}_j$ beyonds the bound $\alpha_i \rho_i^k$. Subsequently, node j identifies whether node i is to be isolated at this time. If so, node j calculates $\eta_j^{i(3)}(k+1)$ by Compensation Scheme III and updates the new $|\mathcal{N}_j|$ to its remaining neighbors. In the sequel, node j selects $\varepsilon_j(k+1)$ and renews its state $x_j(k+2)$ with the designed $\varepsilon_j(k+1)$, followed by updating the error compensator $\eta_j = \eta_j - \varepsilon_j(k+1)$. Note that the selection of the compensation input $\varepsilon_j(k+1)$ could be arbitrary, as long as it guarantees the security of state and the non-increasing property of $|\eta_j|$.

Remark 1. *It should be noted that both normal and misbehaving nodes have the input term $\varepsilon_i(k)$ (i.e., the error or compensation input) in their information sets. If malicious nodes have full knowledge of detection and compensation methods, then they can easily masquerade as normal ones. To avoid this issue, we put the attack detection indicator $\pi_i(k)$ into the information set $\Psi_i(k)$. Note that a normal node is allowed to add non-zero compensation input only when it has detected misbehaviors in the neighborhood. Then, we adopt a steady compensation sequence which restricts the changes of compensation, i.e., $|\varepsilon_i(k) - \varepsilon_i(k-1)| \leq \delta$, which is reasonable in practice. We assume that malicious nodes cannot change the attack detection indicator or have no knowledge of δ . Hence, with the above two methods, it may be easy to distinguish malicious nodes with errors and normal nodes with compensation input.*

3.3 S-DCC Algorithm

In this subsection, we further investigate the resilient average consensus problem against misbehaviors while considering the possible link failures among nodes. In this case, there are two aspects introducing stochasticity that should be addressed: (1) The communication link status between nodes is stochastic and we assume that the link failure occurs with probability p at each time

Algorithm 1 D-DCC Algorithm

Input: $x_j(k), \Psi_i(k+1), i \in \mathcal{N}_j$.
1: **Initialize:** set compensator $\eta_j = 0$, parameters α_j, ρ_j
node j exchanges its true initial state $x_j(0)$ and the number of neighbors $|\mathcal{N}_j|$ with neighbors, and store them
2: **for** $k = 0 : \text{Max_time}$ **do**
3: **for** $i \in \mathcal{N}_j$ (node i is not isolated & $\pi_i(k) = 0$) **do**
4: $\varepsilon_i^{j(1)}(k+1) = w_{ij}(x_j^{(i)}(k) - x_j(k))$.
5: $\varepsilon_i^{(2)}(k) = x_i(k+1) - \sum_{j \in \mathcal{N}_i} w_{ij}x_j^{(i)}(k)$.
6: **if** $\varepsilon_j^{i(1)}(k) \neq 0$ **then**
7: $\eta_j^{i(1)}(k+1) = -\varepsilon_j^{i(1)}(k)$.
8: **end if**
9: **if** $\varepsilon_i^{(2)}(k) \neq 0$ **then**
10: $\eta_j^{i(2)}(k+1) = -\varepsilon_i^{(2)}(k)/|\mathcal{N}_i|$.
11: **end if**
12: **if** $|\varepsilon_j^{i(1)}(k) + \varepsilon_i^{(2)}(k)| > \alpha_j \rho_j^k$ **then**
13: Node j cut off the communication with node i .
14: **end if**
15: **if** node i is isolated at this time **then**
16: $\eta_j^{i(3)}(k+1) = (x_i(k+1) - x_i(0))/|\mathcal{N}_i|$.
17: **end if**
18: $\eta_j = \eta_j + \eta_j^{i(1)}(k+1) + \eta_j^{i(2)}(k+1) + \eta_j^{i(3)}(k+1)$.
19: **end for**
20: Update its state $x_j(k+2)$ with $\varepsilon_j(k+1)$ by (5).
21: Update the error compensator $\eta_j = \eta_j - \varepsilon_j(k+1)$.
22: **end for**

(see Section 2.3); (2) The compensation is also stochastic because of random misbehaviors and link failures. This stochasticity property brings extra challenges compared with the problems in the deterministic communication scenario (see Section 3.2). That is the corresponding information set of neighbors is not available when a link failure occurs. As a result, some misbehaviors among the relevant nodes may not be detected. To ensure the resilience performance against misbehaving nodes when the information set is randomly unavailable, we propose a stochastic detection-compensation-based consensus (S-DCC) algorithm to reach the average consensus in expectation with bounded variance. Specifically, we further propose Compensation Scheme IV based on the estimation of the average detected errors:

- **Compensation Scheme IV:** To compensate the impact of undetected misbehaviors, i.e.,

$$\eta_j^{i(4)}(k+1) = -(k - k_i^{j0} - m_j(k))\bar{\varepsilon}_i^j(k), \quad (11)$$

where k_i^{j0} is the last detecting time before node i is first detected by node j as a misbehaving node, which is treated as the last time before misbehavior occurs. In addition, we have

$$\bar{\varepsilon}_i^j(k) = \sum_{\varepsilon_i^j(k) \in \Omega_j^{(i)}(k)} \varepsilon_i^j(k)/m_j(k),$$

where $m_j(k)$ is the number of times that node j detects

Algorithm 2 S-DCC Algorithm

Input: $x_j(k), \Psi_i(k+1), i \in \mathcal{N}_j$.

- 1: **Initialize:** The same as Algorithm 1; set detection probability p , detection times $m_j = 0$.
- 2: **for** $k = 0 : \text{Max_time}$ **do**
- 3: **if** Detection is enabled **then**
- 4: **for** $i \in \mathcal{N}_j$ (node i is not isolated & $\pi_i(k) = 0$) **do**
- 5: Execute steps 4-14 in Algorithm 1.
- 6: **if** node j is misbehaving **then**
- 7: Store $\varepsilon_i^j(k) = \varepsilon_i^{j(1)}(k) + \varepsilon_i^{j(2)}(k) / |\mathcal{N}_i|$ in $\Omega_j^{(i)}(k)$.
- 8: Calculate $\eta_j^{i(4)}(k+1)$ by (11).
- 9: **end if**
- 10: **if** i is isolated at this step **then**
- 11: $\eta_j^{i(3)}(k+1) = (x_j(k+1) - x_j(0)) / |\mathcal{N}_i|$.
- 12: **end if**
- 13: $\eta_j = \eta_j + \eta_j^{i(1)}(k+1) + \eta_j^{i(2)}(k+1) + \eta_j^{i(3)}(k+1) + \eta_j^{i(4)}(k+1) - \eta_j^{i(4)}(k)$.
- 14: **end for**
- 15: **end if**
- 16: Update its state $x_j(k+2)$ with $\varepsilon_j(k+1)$ by (5).
- 17: Update the error compensator $\eta_j = \eta_j - \varepsilon_j(k+1)$.
- 18: **end for**

node i after time k_i^{j0} . The intuition behind Compensation Scheme IV is that the mean of detected errors may represent the mean effect by misbehaving nodes in a time window. Specifically, the information set is available, which enables the detection, at each time independently with probability p . When the detection is enabled, node j will detect and compensate the possible errors. In order to estimate the effect of misbehaving nodes, node j will store the detected error $\varepsilon_i^j(k)$ in the error set $\Omega_j^{(i)}(k)$ corresponding to node i , and compensate undetected errors according to the error set. The details of S-DCC algorithm are summarized in Algorithm 2. Note that at each time of detection, a new detected error will be added to the error set, and a new estimation of undetected error will be utilized to replace the former one. Hence, at step 13 of S-DCC, the former compensation by Compensation Scheme IV will be removed.

4 Performance Analysis

In this section, we prove that for D-DCC, all misbehaving nodes will be detected and accurate resilient average consensus will be achieved. Additionally, for S-DCC, we demonstrate that all misbehaving nodes will be detected with probability one and resilient average consensus in expectation will be achieved. Besides, we analyze the accuracy of S-DCC by the Wasserstein distance.

4.1 Analysis of D-DCC

First, with respect to the detection performance of D-DCC, the following lemma shows the effectiveness.

Lemma 2. *If Assumptions 1-3 hold, then all misbehaving nodes will be detected and some of them will be isolated by Algorithm 1.*

Proof. Suppose that the misbehaving node i changes the state value of its neighbor node j in the information set $\Psi_i(k+1)$. According to Assumption 1, node j is normal. Hence, when node j receives the information set from node i , it will find out that $x_j^{(i)}(k) \neq x_j(k)$ and the misbehaving node i will be detected by Detection Strategy I. Similarly, if node i deletes the ID and state of node j , it will also be detected by node j .

If the misbehaving node i does not follow the update rule based on the information set, i.e., $x_i(k+1) \neq \sum_{j \in \mathcal{N}_i} w_{ij} x_j^{(i)}(k)$, it will be detected by all neighbors by Detection Strategy II, because w_{ij} is known by all neighbors.

According to Algorithm 1, if the error is below the local bound, then the misbehaving node will not be isolated. However, once the error is out of the bound, the misbehaving node will be isolated. \square

Next, we evaluate the consensus performance of D-DCC algorithm in the presence of misbehaving nodes in the following theorem.

Theorem 1. *If Assumptions 1-3 hold, then D-DCC achieves resilient average consensus among the nodes in the set after isolation \mathcal{V}_r , i.e., (3) holds.*

Proof. First, we illustrate that consensus will be achieved by Algorithm 1. Note that W is doubly stochastic and each $\varepsilon_i(k), i \in \mathcal{V}_r$ satisfies the condition $\varepsilon_i(k) \leq \alpha_i \rho_i^k$. Therefore, the consensus can be achieved according to Lemma 1 after compensating the impacts of nodes that are not in the set \mathcal{V}_r . If node i is isolated, let $W_{\{i\}}$ be the matrix obtained by deleting i -th row and column of W . It follows that $W_{\{i\}}$ is still a matrix with Perron weight or Metropolis weights. Hence, consensus will be achieved among the remaining nodes in \mathcal{V}_r .

Next, we prove the limit value is average consensus among the nodes in the set after isolation \mathcal{V}_r . Without loss of generality, we consider a subsystem composed of misbehaving node i and its neighbors. Since W is doubly stochastic, we have the following according to (2):

$$\sum_{j \in \mathcal{V}} x_j(k+1) = \sum_{j \in \mathcal{V}} x_j(0) + \sum_{l=1}^k \sum_{j \in \mathcal{V}} \varepsilon_j(l). \quad (12)$$

Case 1: If node i is not isolated, according to Compensation Scheme I and II, we have

$$\sum_{l=0}^{\infty} \{ \varepsilon_i(l) + \sum_{j \in \mathcal{N}_i} (\eta_j^{i(1)}(l+1) + \eta_j^{i(2)}(l+1)) \} = 0. \quad (13)$$

Hence, (7) holds.

Case 2: If node i is isolated at time $k+1$, we can regard it as staying at the state $x_i(k+1)$. Since W is a doubly stochastic matrix at each-step, we have that (12) holds. Node i is regarded to stay at the value $x_i(k+1)$, i.e. $\varepsilon_i(l) = 0, \forall l > k$. Because Compensation Schemes I and II will compensate the impact before isolation, the condition (13) holds. In addition, Compensation Scheme III will compensate the influence of node i on the system before isolation. Thus, we have

$$\sum_{l=1}^{\infty} \sum_{j \in \mathcal{V}} \varepsilon_j(l) = x_i(k+1) - x_i(0). \quad (14)$$

Combining (12) with (14) and noting that node i is regarded as staying at the value $x_i(k)$ after isolation, it follows that

$$\lim_{l \rightarrow \infty} \sum_{j \in \mathcal{V}/\{i\}} x_j(l) = \sum_{j \in \mathcal{V}/\{i\}} x_j(0). \quad (15)$$

Generally, we have

$$\lim_{l \rightarrow \infty} \sum_{j \in \mathcal{V}_r} x_j(l) = \sum_{j \in \mathcal{V}_r} x_j(0). \quad (16)$$

Hence, the resilient average consensus among the nodes in the set after isolation \mathcal{V}_r is achieved. \square

Remark 2. Theorem 1 guarantees the accurate average consensus even if there are misbehaving nodes in the system. Due to the use of local error bound, D-DCC provides tolerance for accidental miscalculations and transmission errors. If isolation is not adopted in these scenarios, e.g., a node malfunctions transitorily, the faulty node is still able to accomplish the system mission, which may contribute to the overall efficiency of the system. The tolerance depends on the parameters α_i and ρ_i . Note that a larger $\alpha_i \rho_i$ will improve the fault tolerance but reduce the convergence speed.

4.2 Analysis of S-DCC

Before going into the analysis of S-DCC algorithm, we first define several notations. Summing up compensation input of all neighbors of misbehaving node i , the average compensation of $\varepsilon_i(k)$ is $-\sum_{j \in \mathcal{N}_i} \bar{\varepsilon}_i^j(k) \triangleq -\bar{\varepsilon}_i(k)$, where $\bar{\varepsilon}_i(k)$ is the average error of detecting times. Note that there may be some faulty nodes that will not be isolated. These faulty nodes may cause errors due to accidental miscalculations. Hence, it is reasonable to assume that the errors of the faulty node i occur in a period from k_i^0 to k_i^1 . Denote subsets \mathcal{V}_f and \mathcal{V}_M be the set of faulty nodes and malicious nodes, respectively. We provide the following theorem to analyze the performance of S-DCC.

Theorem 2. *If Assumptions 1-3 hold, then S-DCC achieves resilient average consensus in expectation*

among the nodes in the set after isolation \mathcal{V}_r , i.e., $\forall j \in \mathcal{V}_r$, we have

$$\mathbb{E}[\lim_{l \rightarrow \infty} x_j(l)] = \frac{1}{|\mathcal{V}_r|} \sum_{u \in \mathcal{V}_r} x_u(0), \quad (17)$$

$$\mathbb{D}[\lim_{l \rightarrow \infty} x_j(l)] \leq \sum_{i \in \mathcal{V}_m} D_m + \sum_{i \in \mathcal{V}_f} D_f, \quad (18)$$

where

$$D_m = (k_i^{iso} - M_i)(1 + \frac{k_i^{iso} - M_i}{M_i})\sigma_{\varepsilon_i}^2,$$

$$D_f = \frac{1-p}{p^2}(\frac{\sigma_{\varepsilon_i}^2}{M_i} + \theta_i^2 \mu_i^2) + (k_i^1 - k_i^0)(1 + \frac{k_i^1 - k_i^0}{M_i})\sigma_{\varepsilon_i}^2,$$

in which k_i^{iso} is the isolation time of node i and $M_i = \min_{j \in \mathcal{N}_i} m_j(k_i^{iso})$. In addition, the consensus value is bounded, i.e.,

$$|\lim_{l \rightarrow \infty} x_j(l) - \frac{1}{|\mathcal{V}_r|} \sum_{u \in \mathcal{V}_r} x_u(0)| \leq \frac{\alpha \rho |\mathcal{V}_m|}{(1-\rho)|\mathcal{V}_r|}. \quad (19)$$

Proof. First, we illustrate that all malicious nodes will be detected with probability one. For each malicious node i , it affects the system with probability $\theta_i, 0 < \theta_i \leq 1$. For each normal node $j \in \mathcal{N}_i$, it detects the misbehavior of node i with probability $p, 0 < p \leq 1$. The probability of the event that node i is detected by j in no later than time k is

$$P(k) = 1 - (1 - p\theta_i)^k. \quad (20)$$

By taking the limit on both sides of (20), we have

$$\lim_{k \rightarrow \infty} P(k) = \lim_{k \rightarrow \infty} (1 - (1 - p\theta_i)^k) = 1.$$

Hence, all malicious nodes will be detected with probability one. Similarly, all malicious nodes will be isolated with probability one because the bound $\alpha \rho^k = 0$ as $k \rightarrow \infty$.

Next, we will prove that

$$\mathbb{E}[\lim_{l \rightarrow \infty} \sum_{j \in \mathcal{V}_r} x_j(l)] = \sum_{j \in \mathcal{V}_r} x_j(0). \quad (21)$$

For the sake of simplicity, we perform analysis on a subsystem composed of the misbehaving node i and its neighbors in \mathcal{N}_i in the following. Note that $X_i(l)$ and $Y_i(l)$ are independent.

Case 1: Considering a malicious node i , the expectation of the sum of its error within time k is

$$\mathbb{E}\left[\sum_{l=1}^k \varepsilon_i(l)\right] = \mathbb{E}\left[\sum_{l=1}^k X_i(l)Y_i(l)\right] = k\theta_i\mu_i. \quad (22)$$

Without loss of generality, we consider that all the neighbor nodes in \mathcal{N}_i detect the misbehavior of node i at the same time. The expectation of $\sum_{j \in \mathcal{N}_i} \bar{\varepsilon}_i^j$ satisfies

$$\begin{aligned} \mathbb{E}\left[\sum_{j \in \mathcal{N}_i} \bar{\varepsilon}_i^j(k)\right] &= \mathbb{E}\left[\frac{1}{m_j} \sum_{j \in \mathcal{N}_i} \sum_{\varepsilon_i^j(k) \in \Omega_j^{(i)}} \varepsilon_i^j(k)\right] \\ &= \mathbb{E}[\varepsilon_i(l)] = \theta_i \mu_i. \end{aligned}$$

The expectation of the Compensation Scheme I, II, IV is

$$\begin{aligned} &\mathbb{E}\left[\sum_{j \in \mathcal{N}_i} \sum_{l=1}^k (\eta_{ji}^{(1)}(l) + \eta_{ji}^{(2)}(l) + \eta_{ji}^{(4)}(l))\right] \\ &= \mathbb{E}\left[\sum_{j \in \mathcal{N}_i} \sum_{\varepsilon_i^j(k) \in \Omega_j^{(i)}} \varepsilon_i^j(k) - (k - m_j(k)) \sum_{j \in \mathcal{N}_i} \bar{\varepsilon}_i^j\right] \quad (23) \\ &= \mathbb{E}\left[-k \sum_{j \in \mathcal{N}_i} \bar{\varepsilon}_i^j(k)\right] = -k \theta_i \mu_i. \end{aligned}$$

Let $k+1 = k_i^{\text{iso}}$ for (10). Therefore, combining (10), (22) and (23), we have

$$\mathbb{E}\left[\sum_{l=1}^k (\varepsilon_i(l) + \sum_{j \in \mathcal{N}_i} \eta_j(l))\right] = x_i(k+1) - x_i(0).$$

Hence, we have

$$\mathbb{E}\left[\lim_{l \rightarrow \infty} \sum_{j \in \mathcal{V}/\{i\}} x_j(l)\right] = \sum_{j \in \mathcal{V}/\{i\}} x_j(0). \quad (24)$$

Case 2: Consider that the errors of faulty node i which occur in a period from k_i^0 to k_i^1 . The compensation for node i is $-\sum_{j \in \mathcal{N}_i} (k_i^{j0} - k_i^{j1}) \bar{\varepsilon}_i^j$, where k_i^{j0} is the last time of detection before k_i^0 and k_i^{j1} is the last time of detection before k_i^1 . Consequently, the following holds:

$$\mathbb{E}[k_i^0 - k_i^{j0}] = \mathbb{E}[k_i^1 - k_i^{j1}] = \frac{1}{p} - 1.$$

Hence, we have $\mathbb{E}[k_i^{j0} - k_i^{j1}] = k_i^0 - k_i^1$. Since detection and errors are independent, it holds that

$$\mathbb{E}\left[-\sum_{j \in \mathcal{N}_i} (k_i^{j0} - k_i^{j1}) \bar{\varepsilon}_i^j\right] = (k_i^1 - k_i^0) \theta_i \mu_i.$$

Then, we have

$$\mathbb{E}\left[\lim_{l \rightarrow \infty} \sum_{j \in \mathcal{V}} x_j(l)\right] = \sum_{j \in \mathcal{V}} x_j(0). \quad (25)$$

With the above two cases, we have (21) for the general set \mathcal{V}_r . Hence, (4) holds and an average consensus in expectation among the nodes in the set after isolation \mathcal{V}_r is achieved.

Since $\bar{\varepsilon}_i$ is the average value of sampling, we have $\mathbb{D}[\bar{\varepsilon}_i] \leq \sigma_{\varepsilon_i}^2 / M_i$. Because the detected errors (m_j times) will be compensated accurately by node j , the variance of the consensus value is given by

$$\begin{aligned} &\mathbb{D}\left[\sum_{u \in \mathcal{V}_r} x_u(k)\right] \\ &= \sum_{i \in \mathcal{V}_m} \mathbb{D}\left[\sum_{l=1}^{k_i^{\text{iso}}} \varepsilon_i(l) - k_i^{\text{iso}} \sum_{j \in \mathcal{N}_i} \bar{\varepsilon}_i^j\right] \\ &\quad + \sum_{i \in \mathcal{V}_f} \mathbb{D}\left[\sum_{l=k_i^0}^{k_i^1} \varepsilon_i(l) - \sum_{j \in \mathcal{N}_i} (k_i^{j0} - k_i^{j1}) \bar{\varepsilon}_i^j\right] \\ &\leq \sum_{i \in \mathcal{V}_m} (k_i^{\text{iso}} - M_i) (1 + (k_i^{\text{iso}} - M_i) / M_i) \sigma_{\varepsilon_i}^2 \\ &\quad + \sum_{i \in \mathcal{V}_f} \left[\frac{1-p}{p^2} (\frac{\sigma_{\varepsilon_i}^2}{M_i} + \theta_i^2 \mu_i^2) + (k_i^1 - k_i^0) (1 + \frac{k_i^1 - k_i^0}{M_i}) \sigma_{\varepsilon_i}^2\right] \\ &= \sum_{i \in \mathcal{V}_m} D_m + \sum_{i \in \mathcal{V}_f} D_f. \end{aligned}$$

Each malicious node causes adverse impacts. Hence, (18) holds.

According to the proof of Theorem 1, $\varepsilon(k)$ satisfies the condition $\|\varepsilon(k)\|_{\infty} \leq \alpha \rho^k$. For misbehaving nodes, we have

$$\sum_{i \in \mathcal{V}_m} \sum_{l=1}^{\infty} \varepsilon_i(l) \leq \frac{|\mathcal{V}_m| \alpha \rho}{(1 - \rho)}.$$

Hence, (19) is proved. \square

Remark 3. Theorem 2 ensures resilient average consensus in expectation. Note that if $M_i = k_i^{\text{iso}}$, then $\mathbb{D}[\lim_{l \rightarrow \infty} x_j(l)] = 0$, which corresponds to deterministic conditions by D-DCC. It can be seen that misbehaving nodes can be detected in finite time in expectation. Meanwhile, the expectation of undetected errors is the same as the mean detected errors, and for faulty nodes, compensation period $k_i^{j0} - k_i^{j1}$ has the same expectation as that of errors, i.e., $k_i^1 - k_i^0$. Hence, misbehavior can be compensated in expectation. The first part of variance D_m is from undetected errors and compensation of them for both malicious nodes and faulty nodes. The other part D_f is because of the difference between compensation period $k_i^{j0} - k_i^{j1}$ and error period from k_i^1 to k_i^0 for faulty nodes.

For normal nodes, the larger attack probability θ_i of neighboring misbehaving nodes and detection probability p will decrease the expected steps for detection. On the one hand, a larger attack probability will improve the

attack capability of malicious nodes. On the other hand, the detection probability based on the reliable link will be close to one. Hence, the performance of detection will be improved. Although the variance may be large, it mostly depends on the undetected attack errors. As for the bias between undetected errors and compensation, unpredictable attacks with large variance may cause considerable bias to our algorithm, but it will be out of error bound easily. Furthermore, it is not actually necessary for malicious nodes to manipulate the information set with a constant probability and a certain distribution. The detection method will be effective as long as the attack probability is larger than zero, and the errors may follow a certain attack method. Hence, to simplify the statement, we assume a constant attack probability and present the attack errors by a time-invariant probabilistic model.

Next, we analyze the accuracy of mean-based Compensation Scheme IV, i.e., the distance between the mean-based compensation and actual errors. The actual errors may consist of multiple uncertainties. Let $F_{Y_i(k)}(x)$ be the cumulative distribution function (CDF) of $Y_i(k)$. We adopt Gaussian mixture model (GMM) to represent the error variable $Y_i(k)$. On the one hand, any distribution can be generally modeled by GMM with arbitrary precision. On the other hand, GMM has good operation properties. GMM is defined as a convex combination of Gaussian distribution with different expectations μ_l and variances σ_l :

$$F_{Y_i(k)}(x) = \sum_{l=1}^{N_l} a_l \Phi\left(\frac{x - \mu_l}{\sigma_l}\right), \sum_{l=1}^{N_l} a_l = 1, \sum_{l=1}^{N_l} a_l \mu_l = \mu_i, \quad (26)$$

where $\Phi(\cdot)$ is the CDF of the standard normal distribution. Since $\varepsilon_i(k) = X_i(k)Y_i(k)$, the CDF of $\varepsilon_i(k)$ is

$$F_{\varepsilon_i(k)}(x) = \begin{cases} \theta_i F_{Y_i(k)}(x) & x < 0 \\ 1 - \theta_i + \theta_i F_{Y_i(k)}(x) & x \geq 0. \end{cases} \quad (27)$$

Without loss of generality, consider all the detection numbers $m_j(k)$, $j \in \mathcal{N}_i$ are the same. When detecting time is large enough, according to the Central Limit Theorem [34], we have

$$\bar{\varepsilon}_i \sim \mathcal{N}(\theta_i \mu_i, \sigma_{\varepsilon_i}^2 / M_i),$$

where $\mathcal{N}(\cdot, \cdot)$ is the Gaussian distribution. The CDF of $\bar{\varepsilon}_i$ is

$$F_{\bar{\varepsilon}_i}(x) = \Phi\left(\frac{\sqrt{M_i}(x - \theta_i \mu_i)}{\sigma_{\varepsilon_i}}\right)$$

The close proximity of error and compensation probability distributions will not only guarantee the close final consensus value, but also guarantee the stationarity of consensus process. The characteristic of proximity of two probability distributions can be described by

the Wasserstein distance[35]. The Wasserstein distance $R(\mathcal{P}, \mathcal{Q})$ between the two distributions \mathcal{P} and \mathcal{Q} is defined as follows:

$$R(\mathcal{P}, \mathcal{Q}) = \inf \mathbb{E}[\rho(\xi, \eta)],$$

where $\rho(\cdot, \cdot)$ is the function of the metric space and the mathematical operation \inf is taken over all possible pairs of random variables ξ and η with distributions \mathcal{P} and \mathcal{Q} , respectively. In the case of one-dimensional space with the Euclidean metric, the Wasserstein distance is calculated by

$$R(\mathcal{P}, \mathcal{Q}) = \int_{-\infty}^{\infty} |F(x) - G(x)| dx,$$

where $F(x)$ and $G(x)$ are the CDF of \mathcal{P} and \mathcal{Q} , respectively[35]. Hence, we have the Wasserstein distance between $\varepsilon_i(k)$ and $\bar{\varepsilon}_i$:

$$R(\varepsilon_i(k), \bar{\varepsilon}_i) = \int_{-\infty}^{\infty} |F_{\varepsilon_i(k)}(x) - F_{\bar{\varepsilon}_i}(x)| dx. \quad (28)$$

We can use the Wasserstein distance to show the expectation of absolute error between the mean-based compensation and actual errors. We provide the following theorem to illustrate the bound of $R(\varepsilon_i(k), \bar{\varepsilon}_i)$ when $Y_i(k)$ obeys the normal distribution.

Theorem 3. When $Y_i(k)$ is modeled by GMM, we have

$$R(\varepsilon_i(k), \bar{\varepsilon}_i) \leq (1 - \theta_i) \mathbb{E}[|Y_i|] + \sum_{l=1}^{N_l} a_l (|\theta_i \mu_i - \mu_l| + \frac{\sigma_{\varepsilon_i}}{\sqrt{M_i} - \sigma_l}), \quad (29)$$

where $\mathbb{E}[|Y_i|] \leq \sum_{l=1}^{N_l} \left\{ \sqrt{\frac{2}{\pi}} \sigma_l \exp\left(\frac{-\mu_l^2}{2\sigma_l^2}\right) + \mu_l [1 - 2\Phi\left(\frac{-\mu_l}{\sigma_l}\right)] \right\}$.

Proof. Referring to the absolute value inequality, we have

$$\begin{aligned} R(\varepsilon_i(k), \bar{\varepsilon}_i) &= \int_{-\infty}^{\infty} |F_{\varepsilon_i(k)}(x) - F_{\bar{\varepsilon}_i}(x)| dx \\ &\leq \int_{-\infty}^{\infty} |F_{\varepsilon_i(k)}(x) - F_{Y_i}(x)| dx + \int_{-\infty}^{\infty} |F_{\bar{\varepsilon}_i}(x) - F_{Y_i}(x)| dx. \end{aligned}$$

According to (27), we have

$$\begin{aligned} &\int_{-\infty}^{\infty} |F_{\varepsilon_i(k)}(x) - F_{Y_i}(x)| dx \\ &= \int_{-\infty}^0 |(1 - \theta_i) F_{Y_i}(x)| dx + \int_0^{\infty} |(1 - \theta_i)(1 - F_{Y_i}(x))| dx \\ &= (1 - \theta_i) \left[\int_{-\infty}^0 F_{Y_i}(x) dx + \int_0^{\infty} (1 - F_{Y_i}(x)) dx \right] \\ &= (1 - \theta_i) \mathbb{E}[|Y_i|]. \end{aligned}$$

Table 1

Comparisons of the proposed methods with other representative algorithms

Method	Topology	Attack Model	Nodes	Information Needed	Consensus Value
W-MSR[16]	Directed	Deception	Byzantine	Local Information	Convex Hull
SDA & MDA[22]	Undirected	Deception	Malicious	Two-hop Information	Convex Hull
Algorithm in [29]	Directed	Deception	Malicious	Two-hop Information	-
Algorithm in [13]	Directed	Deception	Byzantine	Partial Global Information	-
D-DCC	Undirected	Deception	Malicious	Two-hop Information	Average Consensus
S-DCC	Undirected	Deception&Link Failure	Malicious	Two-hop Information	Average in Expectation

In addition, according to the Wasserstein distance between two normal distributions [36], we have

$$\begin{aligned}
& \int_{-\infty}^{\infty} |F_{\varepsilon_i}(x) - F_{Y_i}(x)| dx \\
& \leq \sum_{l=1}^{N_l} a_l \left[\int_{-\infty}^{\infty} |F_{\varepsilon_i}(x) - \Phi(\frac{x - \mu_l}{\sigma_l})| dx \right] \\
& \leq \sum_{l=1}^{N_l} a_l (|\theta_i \mu_i - \mu_l| + |\sigma_{\varepsilon_i} / \sqrt{M_i} - \sigma_l|)
\end{aligned}$$

Combining the above, we complete the proof. \square

Remark 4. Theorem 3 shows the Wasserstein distance under GMM. Hence, the expectation of absolute error between the mean-based compensation and actual errors is bounded. Generally, the explicit bound is difficult to formulate under other distributions, but the Wasserstein distance is bounded as long as $\mathbb{E}[|Y_i|]$ and $\mathbb{E}[|\varepsilon_i|]$ exist. The quantitative evaluations can be found in Sec. 5.2.

Remark 5. Here, we provide a comprehensive comparison of our D-DCC and S-DCC algorithms with other resilient consensus algorithms, which are summarized in Table 1.

5 Numerical Evaluations

In this section, we conduct numerical evaluations to illustrate the performance of D-DCC and S-DCC. Consider a Erdős-Rényi Random graph (where the probability for edge creation is 0.7) with $N = 10$ nodes. The system updates states by (2), where W is designed by Perron weights. All nodes' initial states are selected from the interval $[0, 2]$ randomly. In the network, there are two misbehaving nodes that are not neighbors, i.e., malicious node 1 that intends to break average consensus and faulty node 5. We set $\alpha_i = 5$, $\rho_i = 0.9$, $\forall i \in \mathcal{V}$.

5.1 Performance of D-DCC

At this part, we set the adverse impacts of nodes 1 and 5 to satisfy $\varepsilon_1(k) = 0.5 \cos(k)$ and $\varepsilon_5(k) = 0.5 \times 0.6^k$, respectively. Fig. 1 shows that all nodes except node 1 achieves consensus. The consensus value is the average

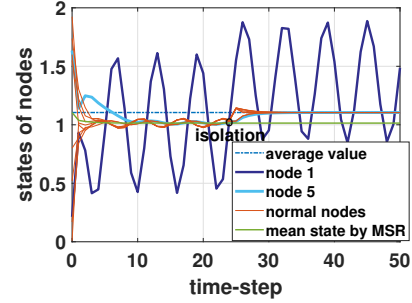


Fig. 1. Performance of D-DCC: States of nodes.

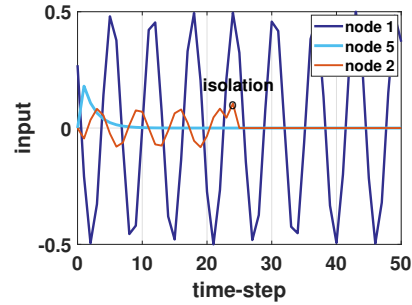


Fig. 2. Performance of D-DCC: Errors of misbehaving nodes (1 and 5) and compensation input of node 2.

value of initial states of remaining nodes showing as the blue dotted line. As a contract, we plot the average state of normal nodes by MSR algorithm [15] as the green line. The exact resilient average consensus is achieved by D-DCC, but MSR algorithm does not guarantee average consensus. Fig. 2 shows the errors of node 1 and 5. Node 5 has not been isolated because its error is exponentially decaying and in the local bound. Node 1 is isolated at time 24 because the error is out of the bound.

5.2 Performance of S-DCC

The error of malicious node 1 is set to obey a GMM when attack is adopted, i.e., $F_{Y_1(k)}(x) = 0.5\Phi(\frac{x-0.05}{\sqrt{0.05}}) + 0.5\Phi(\frac{x-0.15}{\sqrt{0.2}})$. The error of faulty node 5 follows a normal distribution. We set the connection probability $p = 0.8$ and attack probability $\theta_1 = 0.8$.

Fig. 3 shows that all nodes except node 1 achieve con-

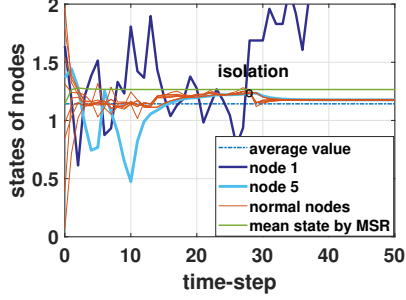


Fig. 3. Performance of S-DCC: States of nodes.

Table 2

Comparisons of the proposed methods with MSR algorithm

Methods	Mean Consensus Value (1000 times)
D-DCC	1.1517
S-DCC	1.1330
MSR algorithm	1.0841

sensus, and node 1 is isolated by other nodes but node 5 is not. Node 1 causes errors continuously, and it is isolated at time 36 when the error is out of the error bound. Node 5 only makes misbehavior in first 10 steps, and the errors are within the fault-tolerance bound. Hence, node 5 is not isolated, and its errors are compensated by neighbors. The consensus value is close to the average value of initial states of remaining nodes. Though the limit value is the exact average consensus in expectation, in practice it may vary from it. Compared with MSR algorithm [15], S-DCC achieves more accurate average consensus. Fig. 4 shows the compensation results of node 2 and the errors of nodes 1 and 5.

According to the Wasserstein distance, we have $R(\varepsilon_1(k), \bar{\varepsilon}_1) = 0.1245$, which is much smaller than the bound presented in Theorem 3. The CDF of $\varepsilon_1(k)$ and $\bar{\varepsilon}_1$ are shown in Fig. 3. The expectation of absolute error between the injected adverse impact and the mean-based compensation at each time is within a small range. The two distributions are similar, which shows the accuracy of mean-based compensation.

In the same scenario, we repeat the test for 1000 times with the same initial states of all nodes to validate the correctness. The average initial states of nodes $\{2, \dots, 10\}$ is 1.1517. The results are shown in Table 2. It can be observed that the average consensus value of S-DCC is closer to average initial states than that of MSR algorithm. The variance of consensus value by S-DCC is 0.0166, which is much smaller than the bound. Because the upper bound of variance is relaxed. With all above results, the effectiveness of our proposed D-DCC and S-DCC is illustrated.

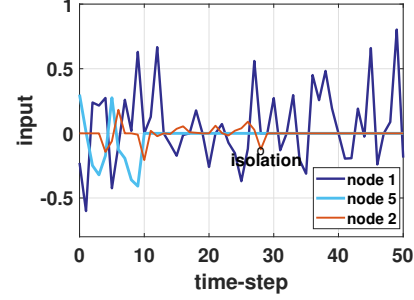


Fig. 4. Performance of S-DCC: Errors of misbehaving nodes (1 and 5) and compensation input of node 2.

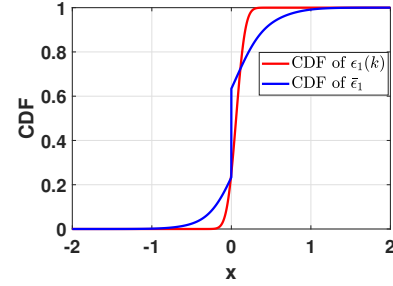


Fig. 5. CDF of $\varepsilon_1(k)$ and $\bar{\varepsilon}_1$

6 CONCLUSION

In this paper, we have investigated the resilient average consensus problem against misbehaving nodes in multi-agent systems. We have first presented the D-DCC algorithm to compensate the adverse impacts caused by misbehaving nodes while considering reliable communication. The exponential decaying bound provides fault tolerance for misbehaving nodes and guarantee the convergence. We have proved that the resilient average consensus can be achieved by D-DCC. Furthermore, we have proposed S-DCC algorithm with mean-based compensation to adapt for scenarios where link failures may occur. It has been proved that the resilient average consensus in expectation is achieved by S-DCC, and the absolute error between mean-based compensation and actual adverse impact has been analyzed by the Wasserstein distance. Finally, simulations have been conducted to illustrate the effectiveness of the proposed algorithms.

There are still many issues worthy of further investigations. First, achieving exact resilient consensus over time-varying and directed networks will be considered in future. Second, the extension of resilient average consensus for high-dimension systems with general linear dynamics is left for future work. Third, applications of resilient average consensus including formation control and flocking of multi-robot systems can be possible directions.

References

- [1] W. Zheng, Z. He, J. He, and C. Zhao. Accurate resilient average consensus via detection and compensation. *accepted by Proc. 60th IEEE Conf. Decis. Control*, 2021.
- [2] Jaydev P Desai, James P Ostrowski, and Vijay Kumar. Modeling and control of formations of nonholonomic mobile robots. *IEEE transactions on Robotics and Automation*, 17(6):905–908, 2001.
- [3] S. Kar, J. M. F. Moura, and K. Ramanan. Distributed parameter estimation in sensor networks: Nonlinear observation models and imperfect communication. *IEEE Trans. Inf. Theory*, 58(6):3575–3605, 2012.
- [4] W. Wang, J. Huang, C. Wen, and H. Fan. Distributed adaptive control for consensus tracking with application to formation control of nonholonomic mobile robots. *Automatica*, 50(4):1254–1263, 2014.
- [5] J. Li, F. Liu, Z. Wang, S. H. Low, and S. Mei. Optimal power flow in stand-alone dc microgrids. *IEEE Trans. Power Syst.*, 33(5):5496–5506, 2018.
- [6] J. He, P. Cheng, L. Shi, and J. Chen. Sats: Secure average-consensus-based time synchronization in wireless sensor networks. *IEEE Trans. Signal Process.*, 61(24):6387–6400, 2013.
- [7] R. Olfati-Saber and R. M. Murray. Consensus problems in networks of agents with switching topology and time-delays. *IEEE Trans. Autom. Control*, 49(9):1520–1533, 2004.
- [8] J. He, L. Cai, C. Zhao, P. Cheng, and X. Guan. Privacy-preserving average consensus: Privacy analysis and algorithm design. *IEEE Trans. Signal Inf. Process. Netw.*, 5(1):127–138, 2019.
- [9] C. N. Hadjicostis, N.H. Vaidya, and D. D. Alejandro. Robust distributed average consensus via exchange of running sums. *IEEE Trans. Autom. Control*, 49(6):1520–1533, 2004.
- [10] A. Olshevsky and J. N. Tsitsiklis. Convergence speed in distributed consensus and averaging. *SIAM J. Control Optim.*, 48(1):33–55, 2009.
- [11] S. M. Dibaji, M. Pirani, D. B. Flamholz, A. M. Annaswamy, K. H. Johansson, and A. Chakraborty. A systems and control perspective of cps security. *Annu. Rev. Control*, 47:394–411, 2019.
- [12] H. J. LeBlanc, H. Zhang, X. Koutsoukos, and S. Sundaram. Resilient asymptotic consensus in robust networks. *IEEE J. Sel. Areas Commun.*, 31(4):766–781, 2013.
- [13] F. Pasqualetti, A. Bicchi, and F. Bullo. Consensus computation in unreliable networks: A system theoretic approach. *IEEE Trans. Autom. Control*, 57(1):90–104, 2012.
- [14] RM Kieckhafer and MH Azadmanesh. Low cost approximate agreement in partially connected networks. *Journal of Computing and Information*, 3(1):53–85, 1993.
- [15] R. M. Kieckhafer and M. H. Azadmanesh. Reaching approximate agreement with mixed-mode faults. *IEEE Trans. Parallel Distrib. Syst.*, 5(1):53–63, 1994.
- [16] H. Zhang and S. Sundaram. Robustness of information diffusion algorithms to locally bounded adversaries. In *Proc. Amer. Control. Conf.*, pages 5855–5861, 2012.
- [17] S. M. Dibaji, H. Ishii, and R. Tempo. Resilient randomized quantized consensus. *IEEE Trans. Autom. Control*, 63(8):2508–2522, 2018.
- [18] Ali Haseltalab and Mehmet Akar. Approximate byzantine consensus in faulty asynchronous networks. In *2015 American Control Conference (ACC)*, pages 1591–1596. IEEE, 2015.
- [19] K. Saulnier, D. Saldaña, A. Prorok, G. J. Pappas, and V. Kumar. Resilient flocking for mobile robot teams. *IEEE Robot. Autom. Lett.*, 2(2):1039–1046, 2017.
- [20] Luis Guerrero-Bonilla, Amanda Prorok, and Vijay Kumar. Formations for resilient robot teams. *IEEE Robotics and Automation Letters*, 2(2):841–848, 2017.
- [21] J. Yan, X. Li, Y. Mo, and C. Wen. Resilient multi-dimensional consensus in adversarial environment. *arXiv preprint arXiv:2001.00937*, 2020.
- [22] C. Zhao, J. He, and J. Chen. Resilient consensus with mobile detectors against malicious attacks. *IEEE Trans. Signal Inf. Process. Netw.*, 4(1):60–69, 2018.
- [23] I. Shames, A. M. H. Teixeira, H. Sandberg, and K. H. Johansson. Distributed fault detection for interconnected second-order systems. *Automatica*, 47(12):2757–2764, 2011.
- [24] Shuai Sun and Yilin Mo. Security protection in cooperative control of multi-agent systems. *arXiv preprint arXiv:2105.02618*, 2021.
- [25] R. Gentz, S. X. Wu, H. Wai, A. Scaglione, and A. Leshem. Data injection attacks in randomized gossiping. *IEEE Trans. Signal Inf. Process. Netw.*, 2(4):523–538, 2016.
- [26] Daniel Silvestre, Paulo Rosa, João P Hespanha, and Carlos Silvestre. Stochastic and deterministic fault detection for randomized gossip algorithms. *Automatica*, 78:46–60, 2017.
- [27] M. Guo, D.V. Dimarogonas, and K.H. Johansson. Distributed real-time fault detection and isolation for cooperative multi-agent systems. In *Proc. Amer. Control. Conf.*, pages 5270–5275, 2012.
- [28] Guilherme Ramos, Daniel Silvestre, and Carlos Silvestre. A general discrete-time method to achieve resilience in consensus algorithms. In *2020 59th IEEE Conference on Decision and Control (CDC)*, pages 2702–2707, 2020.
- [29] L. Yuan and H. Ishii. Secure consensus with distributed detection via two-hop communication. *arXiv preprint arXiv:2101.05087*, 2021.
- [30] Christoforos N. Hadjicostis, Alejandro D. Domínguez-García, and Nitin H. Vaidya. Resilient average consensus in the presence of heterogeneous packet dropping links. In *2012 IEEE 51st IEEE Conference on Decision and Control (CDC)*, pages 106–111, 2012.
- [31] L. Xiao, S. Boyd, and S. Lall. A scheme for robust distributed sensor fusion based on average consensus. In *Proc. Int. Conf. Inf. Process. Sensor Netw.*, pages 63–70, 2005.
- [32] Stefano Marano, Vincenzo Matta, and Lang Tong. Distributed detection in the presence of byzantine attacks. *IEEE Transactions on Signal Processing*, 57(1):16–29, 2009.
- [33] J. He, L. Cai, P. Cheng, J. Pan, and L. Shi. Distributed privacy-preserving data aggregation against dishonest nodes in network systems. *IEEE Internet Things J.*, 6(2):1462–1470, 2019.
- [34] Geoffrey R Grimmett and David R Stirzaker. *Probability and random processes*. Oxford Univ. Press, 2003.
- [35] SS Vallender. Calculation of the wasserstein distance between probability distributions on the line. *Theory Probab. Appl.*, 18(4):784–786, 1974.
- [36] D. Chafai and F. Malrieu. On fine properties of mixtures with respect to concentration of measure and sobolev type inequalities. In *Annales de l’IHP Probabilités et statistiques*, pages 72–96, 2010.