

Non-equivalence of quasilinear dynamical systems and their statistical closures

G. V. Nivarti^{1†} and R. R. Kerswell² and J. B. Marston³ and S. M. Tobias¹

¹Department of Applied Mathematics, University of Leeds, UK

²Department of Applied Mathematics and Theoretical Physics, University of Cambridge, UK

³Brown Theoretical Physics Center and Department of Physics, Brown University, Providence, RI 02912-S USA

(Received xx; revised xx; accepted xx)

It is widely believed that statistical closure theories for dynamical systems provide statistics equivalent to those of the governing dynamical equations from which the former are derived. Here, we demonstrate counterexamples in the context of the widely used mean-field quasilinear (QL) approximation applied to 2D fluid dynamical systems. We compare statistics of QL numerical simulations with those obtained by direct statistical simulation via a cumulant expansion closed at second order (CE2). We observe that, though CE2 is an exact statistical closure for QL dynamics, its predictions disagree with the statistics of the QL solution for identical parameter values. These disagreements are attributed to instabilities of the second cumulant dynamics within CE2 that are unavailable in the QL equations.

Key words: fluids, statistics, closures, quasilinear.

1. Introduction

A common problem in fluid dynamics, and indeed nonlinear physics in general, is to obtain statistical descriptions for quantities whose master dynamical equations are known. One approach is to accumulate statistics from numerical solutions of the master equations; for example one may solve the Navier-Stokes equations for a turbulent flow and gather statistics vis, for example, time averaging, ensemble averaging or averaging over a spatial co-ordinate. An alternative approach, termed Direct Statistical Simulation (DSS) seeks solutions of closed-form equations for the statistics themselves that are derived from the dynamical equations; these may be equations that describe the probability density function (pdf) of the system or the low-order statistics thereof (Allawala & Marston 2016). In many contexts, particularly in fluid dynamics, these statistical approaches are more favourable computationally; they can alleviate the stringent requirements of spatial resolution and sample sizes. The underlying expectation in this approach, however, is that solutions of the statistical equations will match those obtained from solutions of the dynamical equation.

Here we consider the specific case of quasilinear (QL) theory, a type of mean-field approximation that has been widely applied to a range of physical systems in fluids (and indeed plasmas) (Malkus 1954; Vedenov *et al.* 1961; Herring 1963). In recent years, QL

† gvn22@cantab.ac.uk

equations have been used to simulate zonal jets – strong east-west mean flows – found in many astrophysical and geophysical situations (Farrell & Ioannou 2007; Srinivasan & Young 2012; Galperin & Read 2019) as well as to simulate flows in rotating dynamos (Calkins *et al.* 2015), plasmas (Parker & Krommes 2014), wall-bounded shear flows (Farrell *et al.* 2016) and convection (O’Connor *et al.* 2021). The simplest non-trivial statistical closure – called CE2 – naturally follows the assumption of quasilinearity by retaining only up to second order cumulants, and has enabled efficient DSS (Marston *et al.* 2008; Marston 2010; Tobias *et al.* 2011; Marston *et al.* 2019). Also see Farrell & Ioannou (2007, 2013) for the closely related closure Stochastic Structural Stability Theory (SSST) where stochastic forcing replaces the neglected cumulants.

It is often supposed (usually implicitly) that the solution of the statistical equations should mirror those of the dynamical system. In this paper, we demonstrate that this is not always the case for quasilinear dynamics in a range of fluid problems, solved via numerical computation. We associate the discrepancy between the statistical theory (CE2) and a given realisation of the QL dynamics to a “rank instability” of the CE2 system that is not available to QL. This leads us to advise caution when interpreting the results of QL dynamics and we argue that the statistical theory gives the more reliable interpretation.

This paper is organised as follows. In §2 the fluid models used as a testbed are described and the numerical framework is set up. In §3 results are presented for deterministic and stochastically forced systems, showing the potential discrepancy between QL and CE2. Theory for the origin of the discrepancy including an exactly solvable illustration is given in §4 and conclusions are drawn in §5.

2. Set-up of the Model and Numerical framework

We conduct two-dimensional simulations of a rotating, incompressible fluid with velocity \mathbf{u} on a doubly-periodic β -plane $[0, 2\pi]^2$. The time evolution of the relative vorticity $\zeta \equiv \hat{\mathbf{z}} \cdot (\nabla \times \mathbf{u})$ is given by

$$\partial_t \zeta = \beta \partial_x \psi - \kappa \zeta + \nu \nabla^2 \zeta + J[\psi, \zeta] + F, \quad (2.1)$$

where the Jacobian $J[\psi, \zeta] \equiv \partial_x \psi \partial_y \zeta - \partial_x \zeta \partial_y \psi$ and the streamfunction ψ is given by $\psi \equiv \nabla^{-2} \zeta$. Gradients of rotation are included via the β term, ‘bottom’ friction via the κ term and viscosity via the ν term. We adopt a range of forcing models to enable the comparison of QL and CE2 with different dynamics. The first two forcings considered are deterministic. In the first, the flow is made to relax to an unstable jet profile (Marston *et al.* 2008): see §3.1.1. In the second a steady, two-scale Kolmogorov-type forcing is used (Tobias & Marston 2017): see §3.1.2.

Subsequent to isolating divergences between QL and CE2 in deterministic systems, we adopt a stochastic forcing model (Srinivasan & Young 2012; Farrell & Ioannou 2013; Tobias & Marston 2013; Constantinou *et al.* 2016; Marston *et al.* 2019). This enables us to highlight that disagreements between QL and CE2 may also appear in this commonly utilised scenario.

The spectral solver `ZonalFlow.jl` written in the Julia programming language (Bezanson *et al.* 2017) and available online (Nivarti *et al.* 2021) is used to obtain QL and CE2 solutions of equation (2.1). Timestepping algorithms are imported from the well-tested ecosystem of the `DifferentialEquations.jl` package (Rackauckas & Nie 2017); here we use the explicit 5/4 Runge-Kutta method of Dormand-Prince with a fixed timestep for the deterministic cases, and a SRIW1 method of order 1.5 for the stochastic cases. For the purpose of comparing QL and CE2 solutions, the key is to use the same spatial

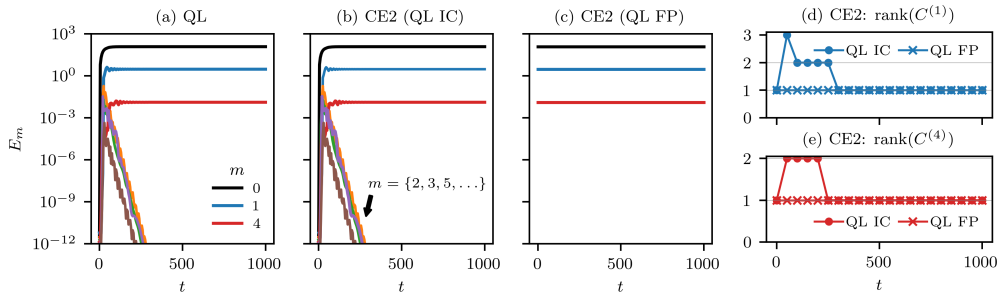


FIGURE 1. Left: energy in zonal wavenumbers E_m for unit-rank initialisation in the pointjet case up to a spin-up of 1000 days. Results are for (a) QL, (b) CE2 initialised with the QL IC, and (c) CE2 initialised with the QL fixed point solution (QL FP). Right: rank of cumulant submatrices (d) $C^{(1)}$ and (e) $C^{(4)}$ as found in the two CE2 solutions.

resolution for each model. As a result a relatively small number of spectral modes – here 8×8 , 16×16 and 12×20 – for the Kolmogorov flow, pointjet and stochastic cases are utilised. This allows us to demonstrate clearly the differences between QL and CE2: the solution behaviour remains qualitatively similar for higher resolutions.

3. Results

3.1. Deterministic Forcing

3.1.1. Relaxation to a pointjet

We begin with the case of relaxation to a pointjet. Here the forcing is chosen to be $F(y) = -(\Xi/\tau)\tanh[(\pi - y)/\Delta y]$. The β plane is equatorial, that is $\beta = 2\Omega\cos(0^\circ) = 4\pi$ where the period of rotation $\Omega = 2\pi$. Following Marston *et al.* (2008) and Allawala *et al.* (2020), the viscosity $\nu = 0$, and the relaxation timescale τ is set equal to the friction timescale κ^{-1} . The jet strength $\Xi = \Omega = 2\pi$ and jet width $\Delta y = 0.1$. For the results shown, $\tau = 20$ days though we stress that the comparisons hold for a wider range of τ .

Figure 1 shows both QL and CE2 solutions obtained for this case. Panels *a* through *c* in show the time evolution of the energy in zonal modes m , given by $E_m = \sum_n \hat{\zeta}_{m,n}^* \hat{\zeta}_{m,n} / (m^2 + n^2)$. The QL solution, initialised with a random noise of strength 10^{-6} , predicts a fixed point (FP) with significant energy in the zonal mean ($m = 0$) mode and energy in two further non-zero zonal wavenumbers ($m = 1$ and $m = 4$). We construct two different initial conditions for CE2; in the first the cumulants are constructed using the QL initial condition (fig. 1b). For the second initial condition we initialise the CE2 evolution using the stable QL fixed point (fig. 1c) (Marston *et al.* 2019). Evidently, for this case, CE2 solutions for both initial conditions agree with the QL fixed point as expected.

Since both initial conditions (ICs) are constructed from a specific QL solution, the cumulant submatrices $C^{(m)}$ have rank unity at initialisation $\forall m \leq M$. Numerically, we calculate this rank as the number of eigenvalues of the second cumulant larger than a small cutoff 10^{-12} of the order of the initial power. Notably, the ranks of $C^{(m)}$ for $m = 1, 4$ remain unity for both CE2 solutions $\forall t \geq 0$ as shown in panels (d) and (e), respectively indicating that the statistical solutions are consistent with those of a single realisation of the QL system for the pointjet solution. Thus, this is an example where QL and CE2 are consistent. This agreement persists even if the second cumulant is initialized to be full rank in CE2 by assigning a value 10^{-6} to diagonal entries in $C^{(m)} \forall m \leq M$. The first cumulant is initialised at zero. Figure 2a shows E_m , with the zonal mean ($m = 0$) and

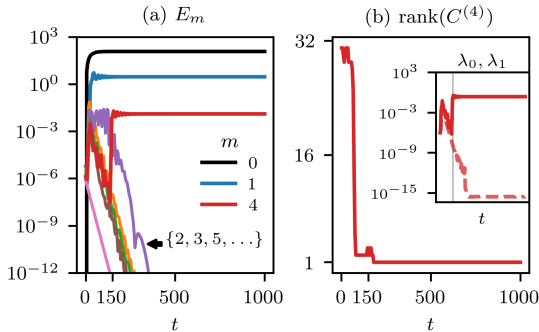


FIGURE 2. (a) Energy in zonal wavenumbers E_m and (b) evolution of the rank of cumulant submatrix $C^{(4)}$ with full-rank initialisation for the pointjet case (inset shows evolution of its two largest eigenvalues: λ_0 and λ_1). The stability of the unit rank solution is consistent with the agreement of CE2 and QL (fig. 1a).

first harmonic ($m = 1$) rapidly attaining values close to the QL time mean solution. The second harmonic ($m = 4$) however goes through an initially prolonged period of decay, unlike the unity rank initialisation in fig. 1b. After about $t = 150$ days, the $m = 4$ mode finally drops to unit rank (fig. 2b inset shows evolution of the largest two eigenvalues for $C^{(4)}$). This prompts the QL time mean solution to become stable once again. Thus, despite an initial full rank perturbation, CE2 is able to ‘find’ agreement with QL by virtue of the stability of the unit rank solution; the solution drops rank until its rank is unity and thereafter the agreement between CE2 and QL is ensured. We stress that all the DSS solutions remain realisable, with positive eigenvalues for the second cumulant.

3.1.2. Kolmogorov Forcing

Now we give what we believe is the first example of disagreement. Figure 3 shows solutions for a case with Kolmogorov flow forcing $F(y) = -\cos y - 8 \cos 4y$, where we choose $\nu = 0.02$ and $\beta = \kappa = 0$ in (2.1), which yields non-trivial dynamics in the resulting system (Tobias & Marston 2017). QL (fig. 3a) predicts a long time solution with non-zero mean and two harmonics, i.e. $m = 1$ (blue) and $m = 2$ (orange). As for the pointjet case, CE2 simulations are performed with unit rank initialisations of the second cumulant using the QL IC (fig. 3b) and the QL endpoint (EP) solution (fig. 3c). Here, CE2 finds a single harmonic $m = 1$ in both cases, which disagrees with QL (fig. 3e shows the rank of $C^{(2)}$ collapsing to zero). The disagreement is caused by the increase in rank of $C^{(1)}$ from unity to nearly fully rank as shown in fig. 3d, indicative of a “rank instability”.

To probe this disagreement, we re-run the CE2 simulation initialised using the QL EP solution with three separate modifications. First, in case I (fig. 4 panels a and b), energy is removed from the zonal wavenumber $m = 2$ in the IC so that the submatrix $C^{(2)}$ has zero rank initially with the rest of the initial conditions unchanged. Further, a unit rank random noise (power 10^{-12}) is added to wavenumbers with $m > 2$. The resulting CE2 solution (fig. 4a) disagrees with the QL EP (fig. 3a), the rank instability appearing again in $m = 1$: see (fig. 4b). Eigenvalue spectra of $C^{(1)}$ (inset of fig. 4b) confirm that the additional eigenvalues contributing to its higher rank are non-zero. Hence, the disagreement observed between the CE2 solution and the QL solution in case I is attributable to a rank instability in $m = 1$.

Second, in case II (fig. 4 panels c and d) starting with the QL EP solution, the $m = 0$ and $m = 1$ components are frozen, thereby ensuring their unit ranks, while the $m = 2$

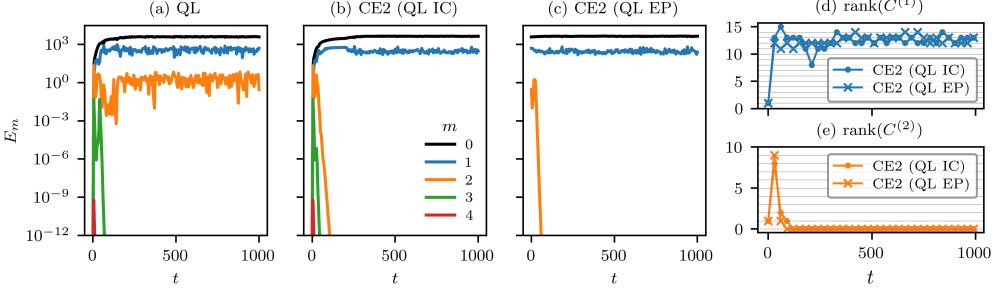


FIGURE 3. Left: energy in zonal wavenumbers for the Kolmogorov flow case with unity rank initialisation. Results are for (a) QL and (b) CE2 initialised with the QL initial solution (QL IC), and (c) CE2 initialised with the QL endpoint solution (QL EP). Right: rank of second cumulant submatrices (d) $C^{(1)}$ and (e) $C^{(2)}$ as found in the CE2 solutions.

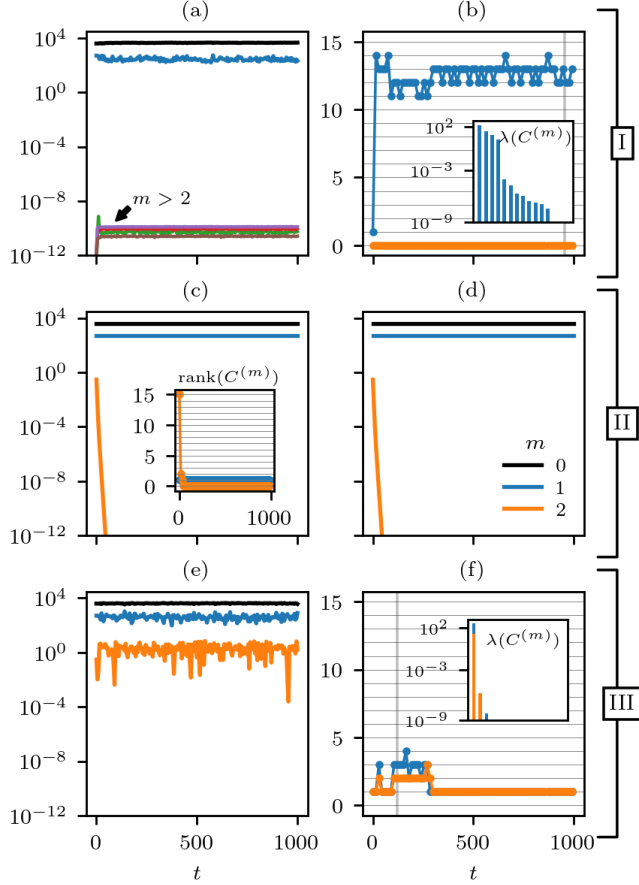


FIGURE 4. Left column: energy E_m in zonal wavenumbers for CE2 cases I, II and III. Right column, panels b and f: rank of cumulant submatrices $C^{(m)}$ with $m = 1, 2$ and panel d: QL solution for case II. The rank instability is isolated in case I, which disagrees with the QL EP of fig. 3a. Case II suppresses the rank instability by locking the base state, resulting in consistent QL and CE2 solutions. Case III recovers the QL EP using eigenvalue truncation (insets in (b) and (f) show spectra at indicated time).

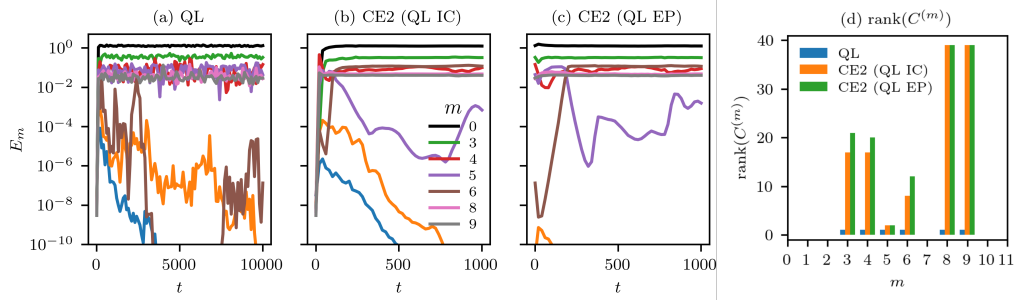


FIGURE 5. Left: energy in zonal wavenumbers for the stochastically-forced case with unit rank and full rank initialisation. Results are for (a) QL and (b) CE2 initialised using the QL initial solution (QL IC), and (c) CE2 initialised using the QL end point solution (QL EP). Right: the corresponding rank of second cumulant submatrices (d).

harmonic is assigned a small full rank perturbation. As previously, for CE2, the $m = 2$ component decays away (fig. 4c). Repeating the same experiment for QL (fig. 4d), also now sees the $m = 2$ component decay in agreement with CE2. This indicates that, if the same base state is considered for both systems, the zonal stability characteristics are the same.

Third, in case III (fig. 4 panels e and f), the QL EP is again used as the IC, but during time integration only the largest eigenvalue is retained for each second cumulant submatrix $C^{(m)} \forall m \leq M$. This ensures that unit rank is maintained at all times for the entire second cumulant (eigenvalue spectra in the inset of fig. 4f confirm that the initially observed departures are trivial). The resulting CE2 solution for case III (fig. 4e) is now in agreement with the QL solution (fig. 3a). Thus, the CE2 solutions in cases II and III, though exhibiting different zonal stability characteristics, agree with their corresponding QL solutions if the rank of the second cumulant is artificially kept at unity; it is the rank instability in $m = 1$ that causes the observed divergence between CE2 and QL. As the rank of the $m = 1$ harmonic grows beyond unity, there are more channels available for wave energy to flow depriving the $m = 2$ harmonic of any energy. As a check on our simulations, we have reproduced the rank and zonal instabilities on the sphere with independently developed code Plummer *et al.* (2019). The Kolmogorov forcing employed is $F(\theta) = -P_2(\cos \theta) - 8P_8(\cos \theta)$, where P_ℓ are Legendre polynomials and θ is the co-latitude.

3.2. Stochastic Forcing

The above examples indicate that there may be disagreement between the numerical solutions of the QL and CE2 systems. Relying on the determinism of the cases considered thus far, we have linked the disagreement to (1) a rank instability permitted only in CE2, and (2) to a possible subsequent zonal mode instability arising in QL but not in CE2. Our example shows both causes of divergence but the rank instability is the key which may or may not trigger a subsequent difference in the zonal instability characteristics of the two systems.

We now show that divergences arising from rank instabilities are not limited to deterministic systems. Adopting the stochastic forcing strategy detailed in Constantinou (2015) and Constantinou *et al.* (2016), the forcing term in (2.1) becomes $F(\mathbf{x}, t) = \varepsilon Q(\mathbf{x}) \hat{\eta}(t)$, where $\hat{\eta}(t)$ is white-in-time Gaussian noise with zero mean and unit variance. Following Constantinou (2015) (see H.4 there), the forcing spectrum $Q(\mathbf{x})$ is specified as

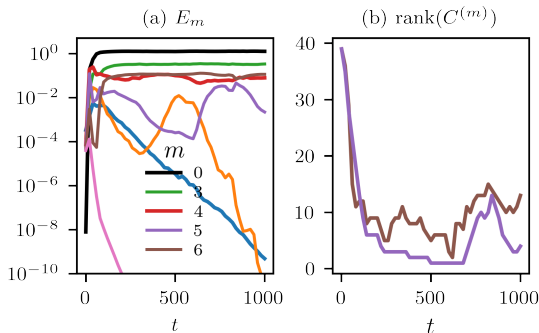


FIGURE 6. (a) energy in zonal wavenumbers E_m and (b) evolution of the rank of cumulant submatrices $C^{(5)}$ and $C^{(6)}$ with full rank initialisation for the stochastically forced case. Despite the initialisation *and* forcing being full rank, the CE2 solution does not correspond with the QL solution (fig. 5a).

$Q(\mathbf{k}) = c(k_x)^2 d^2 e^{-k_y^2 d^2}$ on zonal wavenumbers $k_x \in [k_f, k_f + \delta k]$ with $d = 0.1$ and the normalising factor $c(k_x)$ set such that the net energy injection rate is ε .

Figure 5 shows the time-dependent zonal energy obtained when the stochastic forcing described above is applied to two zonal modes $m = [8, 9]$ (i.e. $k_f = 8$ and $\delta k = 2$). QL initialised with random noise (fig. 5a) predicts three unstable zonal modes $m = 3, 4$ and 5 and a stronger mean ($m = 0$, black line). Alongside the forced zonal modes ($m = 8, 9$), these are the only significantly energetic zonal modes at $t = 1,000$ days. CE2 initialised with the same IC (fig. 5b) diverges from the QL solution, predicting a significantly weaker $m = 5$ mode. In contrast to QL, the $m = 6$ mode is among the most energetic modes in CE2. This feature is also reproduced when CE2 is initialised with the QL end point solution (fig. 5c). Once again, the complete picture emerges when ranks achieved by second cumulant submatrices are plotted for the diverging solutions. Figure 5d compares the ranks of cumulant submatrices for the two CE2 solutions against the unit ranks seen in QL. The forced modes $m = 8, 9$ in CE2 take on full ranks as prescribed by the method of forcing, while the remaining modes depart significantly from unity. Once again, we note a departure in the CE2 second cumulant rank from unity in tandem with a divergence between QL and CE2 solutions. We now modify the CE2 solution obtained above (as diverged from QL) to include a full rank (CE2 FR) initialisation of the second cumulant (power 10^{-4}) coupled with a weakly energetic first cumulant (power 10^{-8}). The zonal energy evolution in fig. 6a indicates that such a CE2 solution returns to the CE2 solutions obtained with unity rank initialisation (fig. 5b and fig. 5c), i.e. with a relatively weak $m = 5$ mode (purple) and significant energy in $m = 6$ mode (brown). Hence, CE2 with full rank initialisation also differs from the corresponding QL solution (fig. 5a). Figure 6b shows that the $m = 5$ mode, though considerably weaker than in QL, initially evolves to a unity rank up until $t = 500$ days – but the $m = 6$ mode retains a high rank leading it to be considerably more energetic than in QL. These results confirm that the correspondence between the QL state and CE2 statistical dynamics is *not* restored in a system with stochastic (full rank) noise and/or full rank initialisation.

4. Theory

A CE2 solution can only stay coincident with a QL solution if each second cumulant across the *same* excited zonal wavenumbers stays unit rank. The possibility of a rank

instability, which converts a unit rank second cumulant into one which is multi-rank, is most clearly illustrated with a simple idealisation of the stability problem (for a more detailed discussion see Appendix A of Markeviciute & Kerswell (2023)). Let the linear stability problem for the QL problem at a given zonal wavenumber be

$$\partial_t \mathbf{u} = \mathbf{A} \mathbf{u} \quad (4.1)$$

where \mathbf{A} is a $N \times N$ real matrix and N measures the discretization in y . If λ_i and $\mathbf{e}(i)$ are the $1 \leq i \leq N$ eigenvalues and corresponding right eigenvectors of \mathbf{A} , there will be as many unstable directions as eigenvalues for which $\text{Re}(\lambda_i) > 0$. The corresponding cumulant perturbation equation for $C_{ij} := u_i u_j$ is

$$\partial_t \mathbf{C} = \mathbf{A} \mathbf{C} + \mathbf{C} \mathbf{A}^T \quad (4.2)$$

which has a corresponding matrix eigenvalue problem with N^2 eigenvalues. It is straightforward to show that these are made up of all possible (ordered) pairings $\lambda_i + \lambda_j$ with corresponding eigenmatrix $\mathbf{C}(i, j) = \mathbf{e}(i) \mathbf{e}(j)^\dagger$. The key observation is that if λ_i , say, has a sufficiently large positive real part compared with another eigenvalue λ_j with negative real part, then $\lambda_i + \lambda_j$ can have a positive real part and an additional non-QL rank instability exists in CE2: $\mathbf{C}(i, j)$ is unstable but uninterpretable in the QL framework if $i \neq j$. Numerical errors will inevitably excite this *rank instability* in CE2 increasing the rank of the cumulant above unity.

A simple example makes this phenomenon clear. Consider the QL system $u'_1 = 2u_1$ and $u'_2 = -u_2$ which has one stable and one unstable direction. The equivalent CE2 system where $C_{11} := u_1^2$; $C_{12} = C_{21} := u_1 u_2$ and $C_{22} := u_2^2$ (and the symmetry $C_{12} = C_{21}$ is built in),

$$\partial_t \begin{bmatrix} C_{11} \\ C_{12} \\ C_{22} \end{bmatrix} = \begin{bmatrix} 4 & 0 & 0 \\ 0 & 1 & 0 \\ 0 & 0 & -2 \end{bmatrix} \begin{bmatrix} C_{11} \\ C_{12} \\ C_{22} \end{bmatrix} \quad (4.3)$$

has two unstable directions and one stable direction. It is possible to have a perturbation of form $[0 \ 1 \ 0]^T$ in the extra unstable direction but this perturbation has no equivalent in the QL problem as it is inconsistent with any one choice of u_1 and u_2 .

Importantly, a rank instability in CE2 will generally cause the mean flow to diverge away from its QL equivalent, as seen in the numerical experiments. If this effect is sufficiently strong, it is possible that one system may have different zonal stability properties to the other. In particular, one may be unstable to a new zonal wavenumber whereas the other may not at the same parameter values (e.g. see figure 3). This zonal instability would further increase the divergence between the two systems.

5. Conclusion

Our work indicates that care needs to be taken in interpreting the results of the statistical representation of quasilinear models. The instabilities described above, which can be triggered either by numerical errors, or more physically, by any of the ubiquitous sources of noise such as thermal fluctuations (Bandak *et al.* 2021) present in real systems can lead to different solutions emerging for the statistical representation from those that describe any single realisation of a QL flow. Perhaps implicitly recognising this issue, researchers have often initialised CE2 with a high rank second cumulant (Plummer *et al.* 2019) — often termed a “maximum ignorance” initial condition — and accepted that

† Building in the symmetry $C_{ij} = C_{ji}$ as is commonly done reduces the eigenvalue count to $N(N+1)/2$ by not counting $\lambda_i + \lambda_j$ and $\lambda_j + \lambda_i$ separately

the resulting statistical description may not agree with that of any realisation of the underlying QL theory. The instabilities described above indicate that care must be taken in comparing DSS with the results from single realisations of a quasilinear model. We note that both QL and CE2 are approximations to the full underlying dynamics and it is not *a priori* obvious which choice better approximates the statistics of the fully nonlinear system. Higher-order truncations of cumulant expansions (such as CE2.5 and CE3) lead naturally to a higher-rank second cumulant, owing to the feedback of the higher cumulants on the evolution of the second cumulant (see e.g. Ref. Marston *et al.* 2019). We conclude by stressing that these results are in no way a criticism of either Direct Statistical Simulation at CE2 or investigations utilising a single realisation of a quasilinear model. We simply emphasise that these types of investigation can only elucidate different processes. Realisations of a QL model are useful for determining which nonlinear processes may be important in the dynamics of a turbulent flow, whilst statistical models such as CE2 yield information about the expected (in a statistical sense) response of system.

Acknowledgements

We acknowledge support of funding from the European Union Horizon 2020 research and innovation programme (grant agreement no. D5S-DLV-786780). JBM and SMT are supported in part by a grant from the Simons Foundation (Grant No. 662962, GF).

REFERENCES

- ALLAWALA, A. & MARSTON, J. B. 2016 Statistics of the stochastically forced Lorenz attractor by the Fokker-Planck equation and cumulant expansions. *Physical Review E* **94**, 052218.
- ALLAWALA, A., TOBIAS, S. M. & MARSTON, J. B. 2020 Dimensional reduction of Direct Statistical Simulation. *Journal of Fluid Mechanics* **898**, A21.
- BANDAK, DMYTRO, EYINK, GREGORY L., MAILYBAEV, ALEXEI & GOLDENFELD, NIGEL 2021 Thermal noise competes with turbulent fluctuations below millimeter scales, arXiv: 2107.03184.
- BEZANSON, J., EDELMAN, A., KARPINSKI, S. & SHAH, V. B. 2017 Julia: a fresh approach to numerical computing. *SIAM Review* **59**, 65–98.
- CALKINS, MICHAEL A., JULIEN, KEITH, TOBIAS, STEVEN M. & AURNOU, JONATHAN M. 2015 A multiscale dynamo model driven by quasi-geostrophic convection. *Journal of Fluid Mechanics* **780**, 143–166.
- CONSTANTINOU, N. C. 2015 Formation of large-scale structures by turbulence in rotating planets. PhD thesis, National and Kapodistrian University of Athens.
- CONSTANTINOU, N. C., FARRELL, B. F. & IOANNOU, P. J. 2016 Statistical state dynamics of jet-wave coexistence in barotropic beta-plane turbulence. *Journal of Atmospheric Sciences* **73**, 2229–2253.
- FARRELL, B. F. & IOANNOU, P. J. 2007 Structure and spacing of jets in barotropic turbulence. *Journal of Atmospheric Sciences* **64**, 3562–3664.
- FARRELL, B. F. & IOANNOU, P. J. 2013 Structural stability of turbulent jets. *Journal of Atmospheric Sciences* **60**, 2101–2118.
- FARRELL, B. F., IOANNOU, P. J., JIMENEZ, J., CONSTANTINOU, N. C., LOZANO-DURAN, A. & NIKOLAIDIS, M.-A. 2016 A statistical state dynamics-based study of the structure and mechanism of large-scale motions in plane Poiseuille flow. *Journal of Fluid Mechanics* **809**, 290–315.
- GALPERIN, B. & READ, P. L., ed. 2019 *Zonal Jets: Phenomenology, Genesis, and Physics*. Cambridge University Press.
- HERRING, J. R. 1963 Investigation of problems in thermal convection. *Journal of the Atmospheric Sciences* **20** (4), 325 – 338.
- MALKUS, W. V. R. 1954 The heat transport and spectrum of thermal turbulence. *Proceedings*

- of the Royal Society of London. Series A, Mathematical and Physical Sciences **225** (1161), 196 – 212.
- MARKEVICIUTE, V. K. & KERSWELL, R. R. 2023 Improved assessment of the statistical stability of turbulent flows using extended orr-sommerfeld stability analysis. *Journal of the Fluid Mechanics* **955** (A1), 1–38.
- MARSTON, J. B. 2010 Statistics of the general circulation from cumulant expansions. *Chaos* **20**, 041107.
- MARSTON, J. B., CONOVER, E. & SCHNEIDER, T. 2008 Statistics of an unstable barotropic jet from a cumulant expansion. *Journal of Atmospheric Sciences* **65**, 1955–1966.
- MARSTON, J. B., QI, W. & TOBIAS, S. M. 2019 Direct Statistical Simulation of a jet. In *Zonal jets: Phenomenology, Genesis and Physics* (ed. B. Galerpin & P. L. Read), pp. 332–346. Cambridge University Press, arXiv:1412.0381 [physics.flu-dyn].
- NIVARTI, G. V., MARSTON, J. B. & TOBIAS, S. M. 2021 ZonalFlow.jl.
url<https://github.com/gvn22/ZonalFlow.jl>.
- O’CONNOR, L., LECOANET, D. & ANDERS, E. H. 2021 Marginally-stable thermal equilibria of Rayleigh-Benard convection, arXiv: 2105.13701.
- PARKER, JEFFREY B. & KROMMES, JOHN A. 2014 Generation of zonal flows through symmetry breaking of statistical homogeneity. *New Journal of Physics* **16** (3), 035006.
- PLUMMER, A., MARSTON, J. B. & TOBIAS, S. M. 2019 Joint instability and abrupt nonlinear transitions in a differentially rotating plasma. *Journal of Plasma Physics* **85** (1), 905850113.
- RACKAUCKAS, CHRISTOPHER & NIE, QING 2017 Differentialequations.jl—a performant and feature-rich ecosystem for solving differential equations in julia. *Journal of Open Research Software* **5** (1).
- SRINIVASAN, K. & YOUNG, W. R. 2012 Zonostrophic instability. *Journal of Atmospheric Sciences* **69**, 1633–1656.
- TOBIAS, S. M., DAGON, K. & MARSTON, J. B. 2011 Astrophysical fluid dynamics via Direct Statistical Simulation. *The Astrophysical Journal* **727**, 127.
- TOBIAS, S. M. & MARSTON, J. B. 2013 Direct Statistical Simulation of out-of-equilibrium jets. *Physical Review Letters* **110**, 104502.
- TOBIAS, S. M. & MARSTON, J. B. 2017 Direct Statistical Simulation of jets and vortices in 2D flows. *Physics of Fluids* **29**, 111111.
- VEDENOV, A. A., VELIKHOV, E. P. & SAGDEEV, R. Z. 1961 Quasilinear theory of plasma oscillations. In *Proceedings of IAEA Conference on Plasma Physics and Controlled Nuclear Fusion Research*, pp. 465–475.