

Multi-Objective Quality Diversity Optimization

Thomas Pierrot*
InstaDeep
Paris, France
t.pierrot@instadeep.com

Karim Beguir
InstaDeep
Paris, France
kb@instadeep.com

Guillaume Richard*
InstaDeep
Paris, France
g.richard@instadeep.com

Antoine Cully
Imperial College London
London, United Kingdom
a.cully@imperial.ac.uk

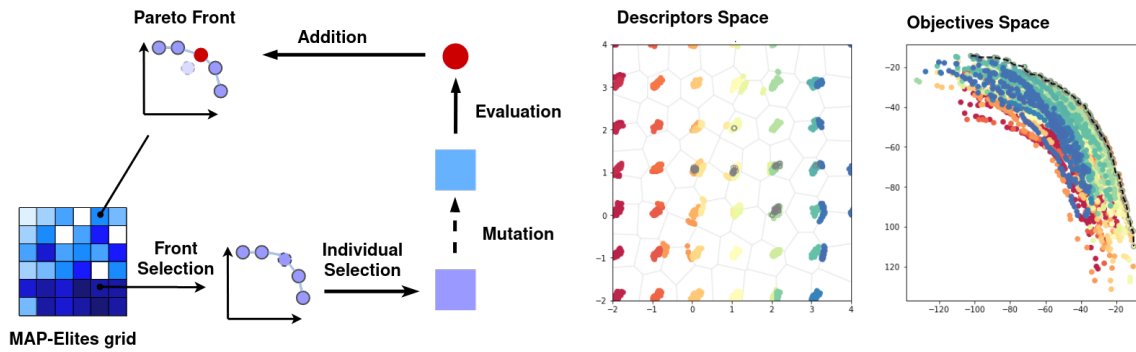


Figure 1: On the left panel, high-level concepts of MOME. We extend the QD objective to the multi-objective optimization setting, where maximizing the fitness is replaced by maximizing a Pareto front hyper-volume in each niche of the descriptor space. To do so, MOME evolves a local Pareto front in each cell. On the right panel, an example of the descriptor space coverage and objective space coverage obtained with MOME on the Rastrigin_proj task. MOME finds a collection of performing Pareto fronts, spanning the descriptor space, that can also be combined to obtain a single highly performing global Pareto front. Interestingly, we find that several cells contribute to it showing the benefits of covering a descriptor space for multi-objective optimization.

ABSTRACT

In this work, we consider the problem of Quality-Diversity (QD) optimization with multiple objectives. QD algorithms have been proposed to search for a large collection of both diverse and high-performing solutions instead of a single set of local optima. Searching for diversity was shown to be useful in many industrial and robotics applications. On the other hand, most real-life problems exhibit several potentially conflicting objectives to be optimized. Hence being able to optimize for multiple objectives with an appropriate technique while searching for diversity is important to many fields. Here, we propose an extension of the MAP-ELITES algorithm in the multi-objective setting: Multi-Objective MAP-ELITES (MOME). Namely, it combines the diversity inherited from the MAP-ELITES

grid algorithm with the strength of multi-objective optimizations by filling each cell with a Pareto Front. As such, it allows to extract diverse solutions in the descriptor space while exploring different compromises between objectives. We evaluate our method on several tasks, from standard optimization problems to robotics simulations. Our experimental evaluation shows the ability of MOME to provide diverse solutions while providing global performances similar to standard multi-objective algorithms.

CCS CONCEPTS

• **Theory of computation** → **Evolutionary algorithms**; • **Applied computing** → **Multi-criterion optimization and decision-making**; • **Computing methodologies** → **Evolutionary robotics**.

KEYWORDS

Quality-Diversity, Multi-Objective Optimization, MAP-Elites

*Both authors contributed equally to this research.

Permission to make digital or hard copies of all or part of this work for personal or classroom use is granted without fee provided that copies are not made or distributed for profit or commercial advantage and that copies bear this notice and the full citation on the first page. Copyrights for components of this work owned by others than the author(s) must be honored. Abstracting with credit is permitted. To copy otherwise, or republish, to post on servers or to redistribute to lists, requires prior specific permission and/or a fee. Request permissions from [permissions@acm.org](https://www.acm.org).

GECCO '22, July 9–13, 2022, Boston, MA, USA

© 2022 Copyright held by the owner/author(s). Publication rights licensed to ACM.

ACM ISBN 978-1-4503-9237-2/22/07...\$15.00

<https://doi.org/10.1145/3512290.3528823>

ACM Reference Format:

Thomas Pierrot, Guillaume Richard, Karim Beguir, and Antoine Cully. 2022. Multi-Objective Quality Diversity Optimization. In *Genetic and Evolutionary Computation Conference (GECCO '22)*, July 9–13, 2022, Boston, MA, USA. ACM, New York, NY, USA, 9 pages. <https://doi.org/10.1145/3512290.3528823>

1 INTRODUCTION

Quality-Diversity (QD) Optimization algorithms [4, 9] have changed the classical paradigm of optimization: inspired by natural evolution, the essence of QD methods is to provide a large and diverse set of high-performing solutions rather than only the best one. This core idea is crucial to many applications, from robotics where it allows robots to adapt to unexpected scenarios [8] to game design [17] or investment strategies [35]. This becomes particularly interesting when the optimization process is done using a surrogate model instead of the real one as the highest performing solution according to the simulation might not transfer well in reality.

Quality Diversity algorithms tackle this issue by not only optimizing the fitness but also aiming to cover a variety of user-defined features of interest. Novelty Search [19, 20] was the first method to explicitly promote diversity by optimizing the novelty of a solution. Building on this paradigm, illumination algorithms [24] have been developed with a core principle: "illuminating" the search space by creating local descriptor niches where the solution with the highest fitness is extracted. Namely, MAP-Elites [24] explicitly divides the descriptor space in niches by defining a grid [31] and each niche stores its best solution. The method has been further extended to tackle Multi-Task Optimization [25], efficiently evolve large neural network with Policy Gradient [26] or be robust to noise [13]. MAP-ELITES has also been used in a multi-objective scenario where one grid per objective is maintained.

On the other hand, multi-objective optimization [10] is a very popular and useful field of research and application. Indeed, most applications involve multiple conflicting objectives and it is key to have a view of the different possible trade-offs to make a decision. For instance, training a robot to maximize its forward speed while minimizing the energy it uses involves two conflicting terms. While it is possible to combine the objectives into one, multi-objective approaches look for a set of Pareto-optimal solutions, *ie* none of which can be considered better than another when every objective is of importance.

Traditional multi-objective optimization methods are designed to generate a set of solutions that approximate the set of all optimal trade-offs, called the Pareto Front. Evolutionary algorithms are a natural approach and numerous methods have been proposed, differing on their underlying selection scheme: Non-dominated Sorted Genetic Algorithm (NSGA-II) [11], Strength Pareto Evolutionary Algorithm (SPEA2) [37] or multi-objective evolutionary algorithm based on decomposition (MOEA/D) [34] are examples of such approaches. Those methods generally allow to find high-performing solutions by insuring diversity in the objective space. However, to the best of our knowledge, no method explicitly tackles the issue of Multi-Objective Quality Diversity. A method of interest was introduced with Pareto Gamuts [22] where authors tackle multi-objective design problems under different contexts, where contexts are defined as different values of a real-valued variable. In this work, we consider more general descriptors in our search for diversity.

In this work, we propose to design a novel method for Multi-Objective Quality Diversity (moQD) optimization. Namely, we introduce Multi-Objective MAP-Elites (MOME) which divides the descriptor space in niches with a tessellation method and illuminates each cell of the tessellation by filling it with its set of Pareto optimal

solutions. As such, it allows to find solutions that span the space of descriptors while being locally Pareto efficient. We evaluate MOME on four different tasks: a traditional real-valued optimization problem taken from the literature and three robotic control tasks using a physical simulator. We compare MOME against standard baselines and show that our approach not only helps to find more diverse solutions but that diversity in the descriptors space sometimes helps to find better solutions in terms of Pareto efficiency. Our implementation is publicly available and fully done in Python using the high performing Jax [1] library which has shown to significantly accelerate QD applications [21]. We believe this will provide very useful to build upon for further advancements in moQD optimization.

2 PROBLEM FORMULATION

2.1 Quality-Diversity Optimization

We now introduce our framework for Multi-Objective Quality Diversity (moQD), adapted from a recent work [14]. The Quality Diversity (QD) problem assumes a single objective function $\mathcal{X} \rightarrow \mathbb{R}$, where \mathcal{X} is called search space, and d descriptors $c_i : \mathcal{X} \rightarrow \mathbb{R}$, or as a single descriptor function $c : \mathcal{X} \rightarrow \mathbb{R}^d$. We note $S = c(\mathcal{X})$ the descriptor space formed by the range of c .

QD algorithms of the family of the MAP-ELITES algorithm, discretize the descriptor space S via a tessellation method. Let \mathcal{T} be the tessellation of S into d cells S_i . The goal of QD methods is to find a set of solutions $\mathbf{x}_i \in \mathcal{X}$ so that each solution \mathbf{x}_i occupies a different cell S_i in \mathcal{T} and maximizes the objective function within that cell. The QD objective can thus be formalized as follows:

$$\max_{\mathbf{x} \in \mathcal{X}} \sum_{i=1}^d f(\mathbf{x}_i), \text{ where } \forall i, c(\mathbf{x}_i) \in S_i. \quad (1)$$

2.2 Multi-Objective Optimization

We consider an optimization problem over the search space \mathcal{X} with k associated objective functions $f_i : \mathcal{X} \rightarrow \mathbb{R}$, or as a single function $\mathbf{f} : \mathcal{X} \rightarrow \mathbb{R}^k$. In multi-objective optimization, the goal is to find a solution $\mathbf{x} \in \mathcal{X}$ that maximizes at once the different objectives. The multi-objective problem can be formalized as

$$\max_{\mathbf{x} \in \mathcal{X}} (f_1(\mathbf{x}), \dots, f_k(\mathbf{x})). \quad (2)$$

In most problems, there does not exist any solution that concurrently maximizes every objective. In fact, objectives are often antagonist which implies that maximizing one objective alone can result in minimizing the others. Comparing solutions in a multi-objective setting is challenging too. In the mono-objective MAP-ELITES algorithm, solutions are replaced in their cell if another solution with higher value for the single objective is found.

To compare solutions in the multi-objective setting, we rely on the notion of Pareto domination. Given two solution candidates $\mathbf{x}_1, \mathbf{x}_2 \in \mathcal{X}$, \mathbf{x}_1 Pareto dominates \mathbf{x}_2 , noted $\mathbf{x}_1 \succ \mathbf{x}_2$, if $\forall 1 \leq i \leq k, f_i(\mathbf{x}_1) \geq f_i(\mathbf{x}_2)$.

Given a set of candidate solutions $S \in \mathcal{X}$, we define the Pareto front over this set, $\mathcal{P}(S)$, as the subset of solutions in S that are not Pareto dominated by any other solution in S . In other words, the Pareto front over a set of solutions corresponds to all the best

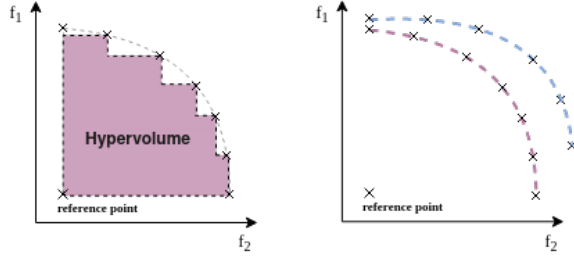


Figure 2: On the left panel, an example of a Pareto front hypervolume computation when there are $K = 2$ objective functions. On the right panel, an example of two Pareto fronts when $K = 2$, where the front in blue strictly dominates, in terms of hypervolume, the front in purple given the showed reference point.

possible trade-offs with respect to the set of objectives, there is no solution in the Pareto front that is better than the others in the front on all the objectives at the same time. Canonical multi-objective optimization algorithms aim to find the Pareto front of solutions over the search space \mathcal{X} that we call Optimal Pareto front.

In the mono-objective optimization setting, optimization methods can be compared in terms of the best value found for the objective function. In the multi-objective setting, the optimization methods we consider return a Pareto front of solutions. Thus, to compare them we need metrics to compare Pareto fronts. One simple and robust way to compare two Pareto fronts is to compare their *hyper-volumes* [3]. The hyper-volume Ξ of a Pareto front \mathcal{P} requires the definition by the user of a reference point $\mathbf{r} \in \mathbb{R}^K$. It is defined as the Lebesgue measure of the set of points dominated by \mathcal{P} [38]:

$$\Xi(\mathcal{P}) = \Gamma(\{x \in \mathcal{X} | \exists s \in \mathcal{P}, s > x > r\}) \quad (3)$$

As described in Figure 2, in the case of two objectives, this metric simply corresponds to the area between the curve and the reference point. When comparing Pareto fronts for a given optimization problem, the reference point is fixed in advance and remains unchanged for all hyper-volumes computations. The hypervolume indicator induces an order on Pareto Fronts which is monotonic and invariant to scale [18, 36], the main drawbacks being its dependence on the definition of the reference point and its computation cost in high dimension [2].

2.3 Multi-Objective Quality Diversity Optimization

In this work, we introduce the Multi-Objective Quality Diversity (MOQD) problem that assumes k objective functions $f_i : \mathcal{X} \rightarrow \mathbb{R}$, or as a single function $\mathbf{f} : \mathcal{X} \rightarrow \mathbb{R}^k$ and d descriptors $c_i : \mathcal{X} \rightarrow \mathbb{R}$, or as a single descriptors function $\mathbf{c} : \mathcal{X} \rightarrow \mathbb{R}^d$.

As in the QD framework, we assume that the descriptor space S is discretized via a tessellation method into d cells S_i . In the mono-objective framework, a commonly accepted metric is the QD-score, defined as the sum of the fitnesses of the solution in each cell. The goal of MOQD methods is to find in each cell, a Pareto

front of solutions $\mathcal{P}(S_i)$ that maximizes its hyper-volume. In other word, for each niche of the descriptor space we seek for all the best possible trade-offs regarding the objective functions \mathbf{f} . Following the QD-score [28], MOQD objective can be formalized as follow:

$$\max_{\mathbf{x} \in \mathcal{X}} \sum_{i=1}^d \Xi(\mathcal{P}_i), \text{ where } \forall i, \mathcal{P}_i = \mathcal{P}(\{x | \mathbf{c}(x) \in S_i\}). \quad (4)$$

In the next sections, we will refer to this objective as the MOQD score. While our goal is to build methods that maximize the MOQD score, i.e. methods that find d high-performing Pareto fronts, we may also, for comparison purpose, study the Pareto front over all the solutions found by the algorithm regardless of their descriptor which we refer to as the global Pareto front. In practice, we found that in many cases the global Pareto front does not correspond exactly to the Pareto front of one of the tessellation cells but is rather constituted by solutions coming from several niches. Thus, the global Pareto front may have an hyper-volume larger than the largest hyper-volume over the cells Pareto fronts.

3 BACKGROUND AND RELATED WORKS

3.1 MAP-Elites

Quality diversity algorithms aim to produce a large collection of solutions as diverse and high-performing as possible. MAP-Elites is a QD method that discretizes the space of possible descriptors (BD) into a grid (also called archive) via a tessellation method. Its goal is to fill each cell of this grid with the highest performing individuals. To do so, MAP-Elites firstly initializes a grid over the BD space and secondly initializes random solutions, evaluates them and inserts them in the grid. Then successive iterations are performed: (i) select and copy solutions uniformly over the grid (ii) mutate the copies to create new solution candidates (iii) evaluate the candidates to determine their descriptor and objective value (iv) find the corresponding cells in the tessellation (v) if the cell is empty, introduce the candidate and otherwise replace the solution already in the cell by the new candidate if it has a greater objective function value. Competition between candidates and solutions of the same cells improves the quality of the collection, while filling additional cells increases its diversity.

3.2 Evolutionary multi-objective optimization

Evolutionary Algorithms (EA) have attracted early attention for multi-objective optimization. They all start with a random population and iterate using mutation and selection. The different EA differ in their selection process. Here we briefly describe two baseline methods: Non-dominated Sorted Genetic Algorithm (NSGA-II) [11] and Strength Pareto Evolutionary Algorithm (SPEA2) [37].

NSGA-II is an evolutionary algorithm designed for optimization with multiple objectives. The selection of the new generation's members of NSGA-II is made of two main parts: a non-dominated sorting and a crowded comparison. In the non-dominated sorting, the candidates are ranked according to their non-dominance: every member of the Pareto front is non-dominated and has a domination counter of 0, then every member dominated only by members of the Pareto front have a domination counter of 1 etc. Candidates are

added to the archive based on their domination counter until it is impossible to add every candidate of the same domination counter without exceeding the maximum number of solutions. Then candidates of the same domination counter are ranked using crowding distances, which are an estimate of the distance between a candidate and its neighbours in the objective space. Candidates in sparsely populated areas are favoured.

SPEA2 is also an evolutionary algorithm. Building over **SPEA**, Zitzler et al. [37] proposed to simplify it without decreasing performances. In the selection process, each candidate is ranked according to the number of other candidates dominating it. Hence, a candidate in the Pareto Front has a Strength Pareto score of 0, while a candidate dominated by 2 solutions has a Strength Pareto score of 2. Similarly to **NSGA-II**, candidates are added to the archive based on this score until it is impossible to add more. Then candidates with the same score are sorted using a density estimation in the objective space based on K -neighbours, and candidates in sparsely populated areas of the objective space are favoured.

Those two methods favour the exploration in the objective space but do not consider a descriptor space. Subsequent methods, such as **MOEA/D** [34] or **MOPSO** [5] were designed with the same goal. Two other methods took interest in novelty search as a tool to improve multi-objective optimization: Novelty-based Multiobjectivization [23] considers novelty as an additional objective while **MONA** [30] uses novelty in a differential evolution algorithm as a criterion in the selection process. Both methods showed that for some applications, novelty search helps to find higher performing solutions that would not be found with method optimizing only for quality. However, to the best of our knowledge, no method has been designed specifically for Multi-Objective Quality Diversity.

4 MULTI-OBJECTIVE MAP-ELITES (MOME)

In this section, we introduce a novel algorithm dubbed Multi-Objective MAP-Elites (**MOME**) that extends the **MAP-ELITES** algorithm to solve the **MOQD** problem.

The idea behind **MOME** is to progressively cover the descriptor space while building Elite Pareto fronts, i.e. Pareto fronts that maximize the hyper-volume in each niche. In opposition to **MAP-ELITES** that maintains either none or a single solution in each cell, **MOME** stores Pareto fronts of solutions in each cell. In order to benefit from the acceleration offered by compiled linear algebra libraries such as **Jax**, the **MOME** grid and all the applied operations are vectorized. Therefore, the Pareto fronts are assumed to have a maximum size P . If this size is reached, solutions are replaced randomly in the front. This same technique is used for the implementation of all the considered baselines that compute Pareto fronts.

The general outline of **MOME** is presented in Figure 1. Following **MAP-ELITES**, to ensure an unbiased coverage of the descriptor space, a batch of cells is sampled uniformly with replacement in the grid at the beginning of each iteration, each cell containing a Pareto front. One solution is then uniformly sampled in each Pareto front and copied. As usual in evolutionary methods, the batch of solutions is then mutated and crossed-over using mutation and cross-over operators $f_{\text{mut}} : \mathcal{X} \rightarrow \mathcal{X}$ and $f_{\text{cross}} : \mathcal{X} \times \mathcal{X} \rightarrow \mathcal{X}$.

The obtained offspring are then scored to compute their objectives and descriptors and inserted in the cell corresponding to its descriptors and all the Pareto front are updated. When adding an offspring to a Pareto front, we distinguish two cases:

- There is one solution in the front that strictly dominates the offspring, in this case the offspring is dropped.
- There is no solution in the front that strictly dominates the offspring, in this case the offspring is added to the front. If the offspring were to strictly dominate solutions in the front, these solutions are dropped.

This insertion mechanism ensures that the set of solutions in each cell always forms a Pareto front. We point out that given this addition rule, in opposition to standard **MAP-ELITES**, the number of solutions in the grid may decrease from one iteration to another. Nonetheless, we observe in our experiments that this number usually increases on average until filling the grid in our experiments.

This cycle is repeated for a budget of N iterations. The algorithm is warm-started with an initial population of solutions, sampled randomly in \mathcal{X} and inserted in the grid following the addition rules detailed above. See Algorithm 1 for the pseudo-code of **MOME**.

Algorithm 1: MOME pseudo-code

Given:

- the number of cells M and the maximum Pareto front length P
- the batch size B and the number of iterations N
- the descriptors function \mathbf{m} and the multi-objective function \mathbf{f}
- the mutation and crossover operators h_{mut} and h_{cross}
- the mutation proportion p_{mut}
- the initial population of solution candidates $\{\mathbf{x}_k\}$

// Initialization

Use CVT to divide the descriptor space into M Voronoi cells

In each cell initialize an empty Pareto front of size P

For each initial solution, find the cell corresponding to its descriptor

Add initial solutions to their cells and recompute Pareto fronts

// Main loop

$n_{\text{steps}} \leftarrow 0$

while $n_{\text{steps}} < N$ **do**

 // Select new generation

$n_{\text{samples}} \leftarrow p_{\text{mut}}B + 2(1 - p_{\text{mut}})B$

 Sample uniformly n_{samples} cells in the grid with replacement

 In each cells' Pareto front, sample uniformly a solution \mathbf{x}

 // Get offsprings

 Apply h_{mut} to $p_{\text{mut}}B$ of the sampled solutions

 Apply h_{cross} to the rest of the sampled solutions

 The set of offsprings is the union of the outputs of both operators

 // Addition in the archive

 For each offspring, find the cell corresponding to its descriptor

 Add offsprings to their cells and recompute Pareto fronts

 // Update num steps

$n_{\text{steps}} \leftarrow n_{\text{steps}} + 1$

end

5 DOMAINS

We consider two types of test domains that all exhibit large range of search space dimensions with two objectives to be maximized.

Rastrigin domains. The Rastrigin problem [29] is a benchmark optimization problem for many QD methods [7, 15]. We extend it to the multi-objective setting: following the initial definition of the problem, the search space is defined using 100 dimensions. We define two objective functions, both being Rastrigin objectives but with their extrema shifted:

$$\begin{cases} f_1(\mathbf{x}) = \sum_{i=1}^n [(x_i - \lambda_1)^2 - 10 \cos(2\pi(x_i - \lambda_1))] \\ f_2(\mathbf{x}) = \sum_{i=1}^n [(x_i - \lambda_2)^2 - 10 \cos(2\pi(x_i - \lambda_2))] \end{cases} \quad (5)$$

where $\lambda_1 = 0.0$ and $\lambda_2 = 2.2$ correspond respectively to the optima of f_1 and f_2 .

In the first task, noted Rastrigin-multi [7], the descriptors of a solution \mathbf{x} are defined as the projection on the first and second dimensions in the search space and clipped:

$$\begin{cases} c_1(\mathbf{x}) = \text{clip}(x_1) \\ c_2(\mathbf{x}) = \text{clip}(x_2) \end{cases} \quad \text{where } \text{clip}(x_i) = \begin{cases} x_i & \text{if } -2.0 \leq x_i \leq 4.0 \\ -2.0 & \text{if } x_i < -2.0 \\ 4.0 & \text{otherwise} \end{cases} \quad (6)$$

The objective of this descriptors definition is to create several domains in the search space capable of filling the entire descriptors space, while not being equivalent in terms of maximum objective values that are reachable.

The second task we consider changes the descriptors function \mathbf{c} and replace it with:

$$\begin{cases} c_1(\mathbf{x}) = \frac{1}{50} \sum_{i=1}^{50} \text{clip}(x_i) \\ c_2(\mathbf{x}) = \frac{1}{50} \sum_{i=50}^{100} \text{clip}(x_i) \end{cases} \quad (7)$$

corresponding to the averages of the first and the second half of the components of \mathbf{x} . This task, inspired from CMA-MAP-ELITES [15] (we use a different clipping function), is called Rastrigin-proj as it creates a unimodal structure in the objectives spaces in opposite to the Rastrigin-multi formulation where multiple local minima exist.

Brax domains. The last set of tasks we study is based on the Brax suite [16], a Physics Engine for Large Scale Rigid Body Simulation written in Jax. In all the tasks we consider, our goal is to find the parameters of a feed-forward neural network so as to control a biped robot to run forward as fast as possible while minimizing the control cost.

Formally, we define an observation space \mathcal{O} , an action space \mathcal{A} and a controller $\pi_\theta : \mathcal{O} \rightarrow \mathcal{A}$ implemented by a neural network and parametrized by $\theta \in \Theta$ where Θ is here the search space. An agent, in our case the biped robot, interacts with the environment at discretized time intervals. At each time step t , the agent receives an observation \mathbf{o}_t that comprises statistics about the current agent state and its environment and uses its controller to take an action

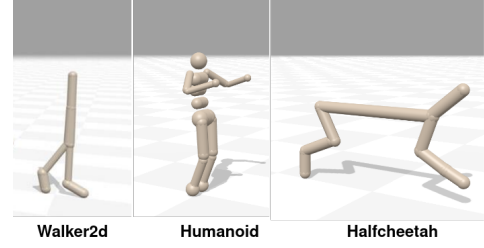


Figure 3: The Brax domain tasks in which the agent must learn to run forward as fast as possible while minimizing the control cost. The descriptor space is defined as the contact between the robot legs and the ground frequency [6, 8].

\mathbf{a}_t that corresponds to torques applied to the robot joints. The two function objectives are respectively defined as the sum of the control cost and forward velocity over $T = 1000$ timesteps:

$$\begin{cases} f_1(\theta) = - \sum_{t=1}^T \|\mathbf{a}_t\|_2 \\ f_2(\theta) = \sum_{t=1}^T \frac{x_t - x_{t-1}}{\Delta t} \end{cases} \quad (8)$$

where $\|\cdot\|_2$ is the Euclidean norm and x_t is the robot center's of gravity position along the forward axis at time t and Δt is the time step.

The descriptors are computed as the mean contact frequency between the robot's two legs and the ground in order for the agent to learn to run as fast as possible with diversity in the way it moves [8, 14]:

$$c_i(\theta) = -\frac{1}{T} \sum_{t=1}^T c_{i,t}, \quad i = 1, 2 \quad (9)$$

where $c_{i,t} = 1$ if leg i is in contact with the ground at time t and 0 otherwise.

We consider three tasks in this domains that respectively correspond to three robot morphologies displayed on Figure 3, namely HalfCheetah, Walker2d and Humanoid. Note that the objectives as defined in Equations 8 correspond strictly to the ones used for HalfCheetah. In Walker2d and Humanoid, Brax authors weigh the control cost by different factors and add bonuses to the forward velocity term if the robot satisfy some constraints such as keeping its center of gravity high enough. We re-use the exact same coefficients and terms in our experiments. For each task we consider a controller implemented by a two layers of 128 neurons feed-forward neural network, the difference of observation and action size make vary slightly the search space size between tasks, see Table 1 for more details.

6 EXPERIMENTS

As stated in Section 2.3, the objective of the MOQD framework is to find high-performing Pareto front in all the niches of the descriptor space. We compare MOME to two types of algorithm on the five tasks described in Section 5. First, we compare MOME to the standard MAP-ELITES algorithm that is suited to optimize for descriptor

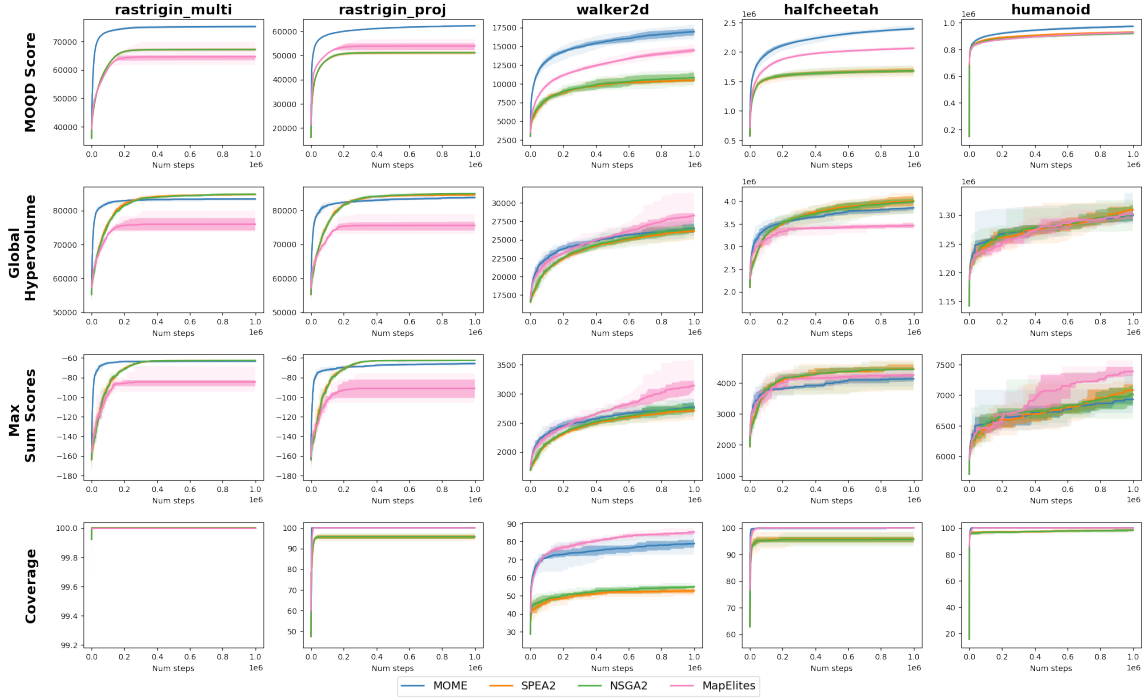


Figure 4: Comparison of MOMO, MAP-ELITES, NSGA-II and SPEA2 on the five tasks we consider. Each method for each task has been launched with 50 different runs for the Rastrigin domains and with 20 runs for the Brax domains. The curves show the average performance. The darker area correspond to the area between the 25% and 75% percentile while the lighter area shows the minimum and maximum values. As detailed in Section 6.1, the reported metrics are computed on a passive archive for MAP-ELITES, NSGA-II and SPEA2.

Table 1: Specifications of the Brax domains tasks.

Task	Observation size	Action size	Search space size
Halfcheetah	23	6	21132
Walker2d	20	6	20748
Humanoid	299	17	59298

space coverage but does not handle natively multi-objective optimization. Thus, in all experiments conducted with MAP-ELITES, the mono-objective fitness will be defined as the sum of the objectives. Second, we compare MOMO to NSGA-II and SPEA2, both methods being references for multi-objective optimization but they do not seek natively for coverage in the descriptor space.

6.1 Metrics for Fair comparisons

Fair comparison with MAP-ELITES. MOMO and MAP-ELITES differ in both their objective and the tessellation method which implies that comparisons must be conducted carefully to get sensible conclusions. MOMO maintains a Pareto front inside each cell of its grid whereas MAP-ELITES stores a single solution in each cell. As a consequence, if the number d of cells in the Tessellation is the same for both methods, then MOMO would maintain an archive up to P times larger than MAP-ELITES where P is the maximum size of the Pareto fronts. This large difference in archive size bias the comparison

between both methods. Thus, when comparing both methods, we use a Tessellation of $M \times P$ cells for MAP-ELITES. However, this difference in the number of cells invalidates the comparison of some metrics such as the MOQD score or the grid coverage. Therefore, we introduce a passive archive for MAP-ELITES. The passive archive is the exact same archive than the one used for MOMO, but we refer to it as passive because it is used only for metrics tracking, all the solutions produced by MAP-ELITES are introduced in this archive with the same addition rules used in MOMO but solutions are never sampled into it which ensures that the introduction of this archive does not influence MAP-ELITES behavior. All the metrics reported for MAP-ELITES and compared to MOMO are computed from the passive archive. Another element to take into consideration when running this comparison comes from the fact that while MAP-ELITES is designed to cover the descriptor space as MOMO, it optimizes for the sum of objective and thus can not be expect to match native multi-objective optimization methods. Nonetheless, we report the MOQD score, the hyper-volume of the global Pareto front and the maximum sum of objectives found by both MOMO and MAP-ELITES.

Fair comparison with multi-objective methods. Both NSGA-II and SPEA2 are reference methods for multi-objective optimization. However none of them is designed to cover a descriptor space as MOMO does. As a matter of fact, while these methods maintain a population they do not maintain a tessellation over the descriptor space

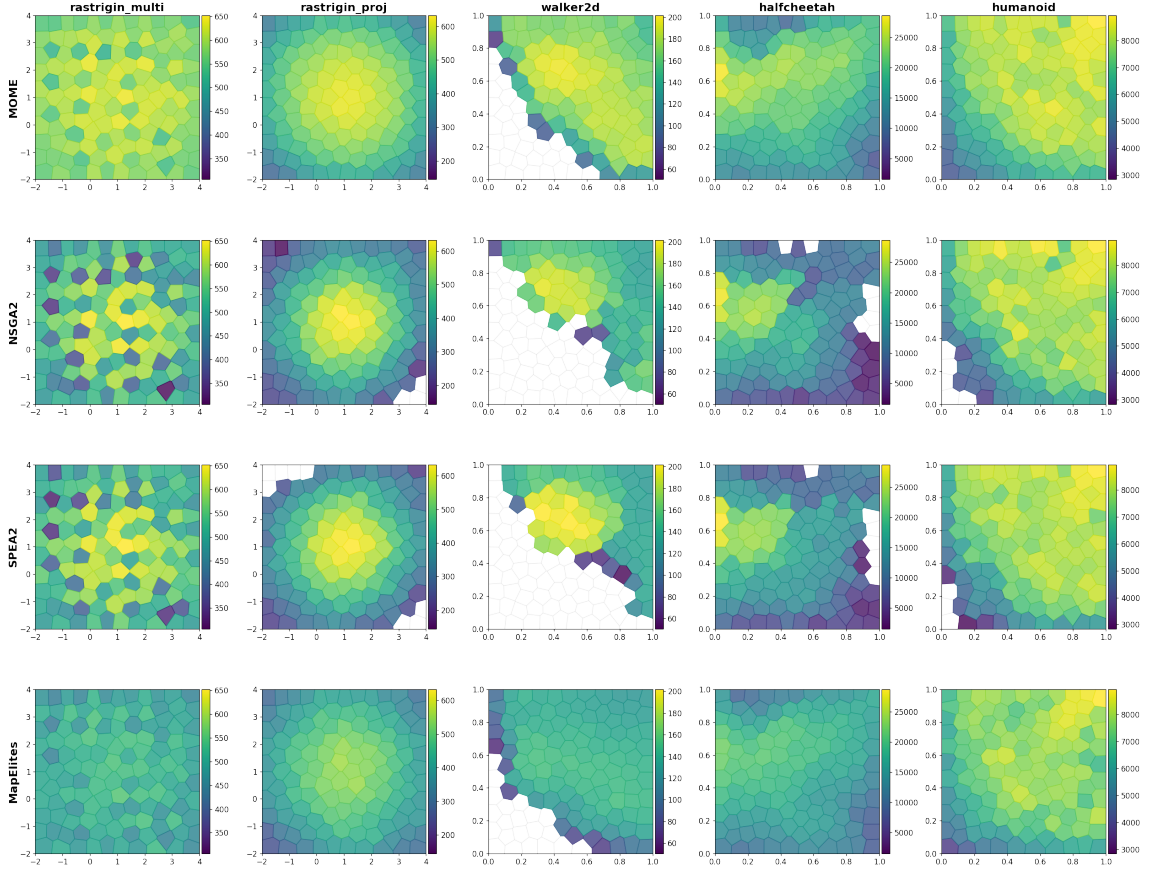


Figure 5: Results of one optimization run for MOEA/D, NSGA-II and SPEA2 on the considered tasks, where the hyper-volume in each cell of the grid is represented. As mentioned in Section 6.1, these results are obtained with a passive archive that is similar to the one used by MOEA/D to make the results comparable. Nonetheless, we remind the reader that these archive are obtained by inserting at each generation all the generated offsprings. Plotting the same quantity but only with the final population generated by SPEA2 and NSGA-II would result in more scarce and focused coverage.

which we could use to monitor their MOQD score and descriptor space coverage to compare with MOEA/D. To make this comparison possible, we ensure that the population size used is the same as for MOEA/D and as for MAP-ELITES and we introduce a passive archive with the exact same characteristics than the one used for MOEA/D but that is used for monitoring purpose only and does not affect in any way SPEA2 and NSGA-II behaviors. In addition, as both methods are designed to find a single high-performing Pareto front instead of a collection, we also report the hyper-volume of the global Pareto front, dubbed global hyper-volume, found by MOEA/D and compare it to the ones built by NSGA-II and SPEA2.

Fair comparison as evolutionary methods. All the methods we consider are based on evolution. As stated above, we ensure that the archive sizes as well as the batch sizes used are the same for all methods. To ensure fair comparison, we also use the exact same mutation and crossover operators, with the same hyper-parameters

and in the same proportions, for all the considered algorithms.

Design of Experiments For Rastrigin domains, we use the polynomial mutator [12] with $\eta = 1$ and a standard crossover and keep the mutation/crossover ratio identical for every method. For Brax domains, we use the Iso+LineDD crossover operator [32] with the same parameters $\sigma_1 = 0.005$ and $\sigma_2 = 0.05$ in every experiment. For every experiment, we use a CVT grid [31] of size 128 with a maximum number of 50 solutions in each niche. Hence, MAP-ELITES is run using a grid of 6400 cells and NSGA-II and SPEA2 are run using a population size of 6400 solutions. We ran every experiment for a total of 1,000,000 evaluations, and ran 20 runs on the Brax domains and 50 runs on the Rastrigin domains.

6.2 Results and Discussion

The main results are displayed on Figure 4 and Figure 5. The main conclusion of the experiments is that MOEA/D is indeed able to outperform traditional approaches for a multi-objective quality diversity

purpose. We use a Wilcoxon signed-rank test [33] to compare the distribution of the scores obtained over different seeds where the null hypothesis is that the obtained scores have the same median. It shows that MOME constantly outperforms other approaches in the MOQD score with p-values lower than 0.003 in every experiment. This confirms that MOME is better at finding diverse and high-performing solutions (in the sense of Pareto efficiency) than traditional approaches. It can clearly be seen on Figure 5 where one can see that NSGA-II and SPEA2 find high performing niche and keep improving only those niches while MOME keeps improving good quality solutions spanning the descriptor space.

In every domain, MOME manages to explore a diverse set of solutions. A notable result is the difference between *rastrigin_multi* and *rastrigin_proj* where the only difference is the descriptors: in *rastrigin_multi*, every method manages to span the whole descriptor space even though NSGA-II and SPEA2 do not improve some niches after initialization. On the other hand, in *rastrigin_proj*, both methods fail to produce any "extreme" solution in the descriptor space. It is also interesting in the *walker2d* and *humanoid* experiments where MOME explores parts of the descriptor space that were not covered at initialization whereas NSGA-II and SPEA2 never do.

Moreover, the global Pareto Front found by MOME is competitive with the ones found by other methods. Indeed, while on toy Rastrigin experiments, the global Pareto front is consistently slightly worse, on Brax experiments, a Wilcoxon ranked-test could not highlight a statistically significant difference between the three methods in terms of hypervolume of the global Pareto Front (p-values greater than 0.38, 0.08 and 0.21 for Walker2d, HalfCheetah and Humanoid respectively). It is a significant result as it means that for the same number of evaluations, MOME finds a more diverse set of candidates with a high quality for the best performing solutions: for instance, in the Pareto Fronts extract on Walker2d represented on Figure 6, the solutions found by MOME are well spread over the descriptor space while NSGA-II and SPEA2 are stuck to some niches only. Even more interesting is the fact that MOME sometimes manages to extract solutions in areas of the Pareto Front unexplored by NSGA-II and SPEA2: for instance, on HalfCheetah, MOME manages to extract solutions corresponding to low control cost and low forward speed (upper left part of the Pareto Front) while SPEA2 and NSGA-II only consider solutions with high control cost and high forward speed (lower right part of the Pareto Front).

We voluntarily did not normalize the Pareto Fronts to keep the original scales of those domains as it should be noted that the order induced by the hypervolume indicator is independent to scale. One can notice that MAP-ELITES performs very well on the different Brax domains, especially for the single objective (max sum scores) metric. In fact, it even competes with multi-objective approaches on the global hypervolume metric as we chose to use the true attainable minima for the reference point. Indeed, for *walker2d* for instance, the forward velocity takes its values between 0 and 4000 while the control cost experimentally varies between 0 and -4 but we used $(0, -10)$ as a reference point. Hence, the forward velocity accounts for most of the hypervolume of the Pareto Front. On the other hand, on Rastrigin domains where both scores have the same spread, MAP-ELITES clearly underperforms in terms of hypervolume.

An important benefit of MOME is that the intrinsic diversity implied by the grid is very helpful for the final decision maker. Indeed,

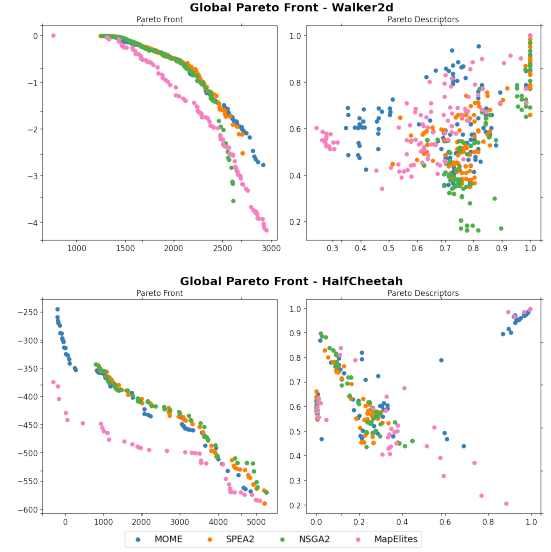


Figure 6: Pareto Fronts extracted by the four methods on Half Cheetah and the Walker2d experiments.

in most multi-objective optimization problem, after the Pareto Front is obtained, a final decision is generally made by an expert. Introducing diversity in the descriptor space allows to retrieve solutions with lower quality (dominated by others) but potentially with better properties, such as robustness, a property already observed for MAP-ELITES [8]. It should also be noted that our results are not comparable with state of the art methods using policy gradient [26, 27]. Indeed, incorporating policy gradient for multi-objective optimization is not straightforward and is a future direction of our work.

7 CONCLUSION AND FUTURE WORKS

In this work, we defined the Multi Objective Quality Diversity (MOQD) framework, which we believe can frame applications in robotics but also others such as protein design. We introduced MOME, an extension of MAP-ELITES to multi-objective optimization. Our experimental evaluation shows very promising results as MOME outperform traditional multi-objective approaches on the diversity metric and even comes close to their performance on the quality of the global Pareto Front. We emphasize that the diversity brought by MOME is crucial for decision making where the highest performing solution is not always the best, as some properties are not possible to translate into objectives. We plan in our future works to extend our MOQD framework to improve MOME sample efficiency with techniques using gradient information inspired from PGA-MAP-ELITES, CMA-MAP-ELITES and differentiable QD [14, 15, 26].

REFERENCES

- [1] James Bradbury, Roy Frostig, Peter Hawkins, Matthew James Johnson, Chris Leary, Dougal Maclaurin, George Necula, Adam Paszke, Jake VanderPlas, Skye Wanderman-Milne, and Qiao Zhang. 2018. *JAX: composable transformations of Python+NumPy programs*. <http://github.com/google/jax>
- [2] Dimo Brockhoff. 2010. Optimal μ -distributions for the hypervolume indicator for problems with linear bi-objective fronts: Exact and exhaustive results. In *Asia-Pacific Conference on Simulated Evolution and Learning*. Springer, 24–34.
- [3] Yongtao Cao, Byran J. Smucker, and Timothy J. Robinson. 2015. On using the hypervolume indicator to compare Pareto fronts: Applications to multi-criteria optimal experimental design. *Journal of Statistical Planning and Inference* 160 (2015), 60–74. <https://doi.org/10.1016/j.jspi.2014.12.004>
- [4] Konstantinos Chatzilygeroudis, Antoine Cully, Vassilis Vassiliades, and Jean-Baptiste Mouret. 2021. Quality-Diversity Optimization: a novel branch of stochastic optimization. In *Black Box Optimization, Machine Learning, and No-Free Lunch Theorems*. Springer, 109–135.
- [5] CA Coello Coello and Maximino Salazar Lechuga. 2002. MOPSO: A proposal for multiple objective particle swarm optimization. In *Proceedings of the 2002 Congress on Evolutionary Computation. CEC'02 (Cat. No. 02TH8600)*, Vol. 2. IEEE, 1051–1056.
- [6] Cédric Colas, Vashisht Madhavan, Joost Huizinga, and Jeff Clune. 2020. Scaling map-elites to deep neuroevolution. In *Proceedings of the 2020 Genetic and Evolutionary Computation Conference*. 67–75.
- [7] Antoine Cully. 2020. Multi-Emitter MAP-Elites: Improving quality, diversity and convergence speed with heterogeneous sets of emitters. *CoRR* abs/2007.05352 (2020). [arXiv:2007.05352](https://arxiv.org/abs/2007.05352) <https://arxiv.org/abs/2007.05352>
- [8] Antoine Cully, Jeff Clune, Danesh Tarapore, and Jean-Baptiste Mouret. 2015. Robots that can adapt like animals. *Nature* 521, 7553 (2015), 503–507.
- [9] Antoine Cully and Yiannis Demiris. 2017. Quality and diversity optimization: A unifying modular framework. *IEEE Transactions on Evolutionary Computation* 22, 2 (2017), 245–259.
- [10] Kalyanmoy Deb. 2014. Multi-objective optimization. In *Search methodologies*. Springer, 403–449.
- [11] Kalyanmoy Deb, Amrit Pratap, Sameer Agarwal, and TAMT Meyarivan. 2002. A fast and elitist multiobjective genetic algorithm: NSGA-II. *IEEE transactions on evolutionary computation* 6, 2 (2002), 182–197.
- [12] Kalyanmoy Deb, Karthik Sindhya, and Tatsuya Okabe. 2007. Self-adaptive simulated binary crossover for real-parameter optimization. In *Proceedings of the 9th annual conference on genetic and evolutionary computation*. 1187–1194.
- [13] Manon Flageat and Antoine Cully. 2020. Fast and stable MAP-Elites in noisy domains using deep grids. In *Proceedings of the 2020 Conference on Artificial Life*.
- [14] Matthew C Fontaine and Stefanos Nikolaidis. 2021. Differentiable Quality Diversity. *arXiv e-prints* (2021), [arXiv–2106](https://arxiv.org/abs/2106.00000).
- [15] Matthew C. Fontaine, Julian Togelius, Stefanos Nikolaidis, and Amy K. Hoover. 2019. Covariance Matrix Adaptation for the Rapid Illumination of Behavior Space. *CoRR* abs/1912.02400 (2019). [arXiv:1912.02400](https://arxiv.org/abs/1912.02400) [http://arxiv.org/abs/1912.02400](https://arxiv.org/abs/1912.02400)
- [16] C Daniel Freeman, Erik Frey, Anton Raichuk, Sertan Girgin, Igor Mordatch, and Olivier Bachem. 2021. Brax-A Differentiable Physics Engine for Large Scale Rigid Body Simulation. (2021).
- [17] Ahmed Khalifa, Scott Lee, Andy Nealen, and Julian Togelius. 2018. Talakat: Bullet hell generation through constrained map-elites. In *Proceedings of The Genetic and Evolutionary Computation Conference*. 1047–1054.
- [18] Joshua D Knowles. 2002. *Local-search and hybrid evolutionary algorithms for Pareto optimization*. Ph. D. Dissertation. University of Reading Reading.
- [19] Joel Lehman and Kenneth O Stanley. 2011. Abandoning objectives: Evolution through the search for novelty alone. *Evolutionary computation* 19, 2 (2011), 189–223.
- [20] Joel Lehman and Kenneth O Stanley. 2011. Evolving a diversity of virtual creatures through novelty search and local competition. In *Proceedings of the 13th annual conference on Genetic and evolutionary computation*. 211–218.
- [21] Bryan Lim, Maxime Allard, Luca Grillotti, and Cully Antoine. 2022. Accelerated Quality-Diversity for Robotics through Massive Parallelism. *CoRR* abs/2202.01258 (2022). [arXiv:2202.01258](https://arxiv.org/abs/2202.01258) [http://arxiv.org/abs/2202.01258](https://arxiv.org/abs/2202.01258)
- [22] Liane Makatura, Minghao Guo, Adriana Schulz, Justin Solomon, and Wojciech Matusik. 2021. Pareto gamuts: exploring optimal designs across varying contexts. *ACM Transactions on Graphics* 40 (08 2021), 1–17. <https://doi.org/10.1145/3476576.3476758>
- [23] Jean-Baptiste Mouret. 2011. Novelty-based multiobjectivization. In *New horizons in evolutionary robotics*. Springer, 139–154.
- [24] Jean-Baptiste Mouret and Jeff Clune. 2015. Illuminating search spaces by mapping elites. *arXiv preprint arXiv:1504.04909*.
- [25] Jean-Baptiste Mouret and Glenn Maguire. 2020. Quality diversity for multi-task optimization. In *Proceedings of the 2020 Genetic and Evolutionary Computation Conference*. 121–129.
- [26] Olle Nilsson and Antoine Cully. 2021. Policy gradient assisted MAP-Elites. *Proceedings of the Genetic and Evolutionary Computation Conference*.
- [27] Thomas Pierrot, Valentin Macé, Geoffrey Cideron, Karim Beguir, Antoine Cully, Olivier Sigaud, and Nicolas Perrin. 2021. Diversity Policy Gradient for Sample Efficient Quality-Diversity Optimization. (2021).
- [28] Justin K Pugh, Lisa B Soros, Paul A Szerlip, and Kenneth O Stanley. 2015. Confronting the challenge of quality diversity. In *Proceedings of the 2015 Annual Conference on Genetic and Evolutionary Computation*. 967–974.
- [29] Leonard Andreevič Rastrigin. 1974. Systems of extremal control. *Nauka* (1974).
- [30] Danilo Vasconcellos Vargas, Junichi Murata, Hirotaka Takano, and Alexandre Cláudio Botazzo Delbem. 2015. General subpopulation framework and taming the conflict inside populations. *Evolutionary computation* 23, 1 (2015), 1–36.
- [31] Vassilis Vassiliades, Konstantinos Chatzilygeroudis, and Jean-Baptiste Mouret. 2016. Scaling up map-elites using centroidal voronoi tessellations. *arXiv preprint arXiv:1610.05729* (2016).
- [32] Vassilis Vassiliades and Jean-Baptiste Mouret. 2018. Discovering the elite hypervolume by leveraging interspecies correlation. In *Proceedings of the Genetic and Evolutionary Computation Conference*. 149–156.
- [33] Frank Wilcoxon. 1992. Individual comparisons by ranking methods. In *Breakthroughs in statistics*. Springer, 196–202.
- [34] Qingfu Zhang and Hui Li. 2007. MOEA/D: A multiobjective evolutionary algorithm based on decomposition. *IEEE Transactions on evolutionary computation* 11, 6 (2007), 712–731.
- [35] Tianping Zhang, Yuanqi Li, Yifei Jin, and Jian Li. 2020. AutoAlpha: an Efficient Hierarchical Evolutionary Algorithm for Mining Alpha Factors in Quantitative Investment. *arXiv preprint arXiv:2002.08245* (2020).
- [36] Eckart Zitzler. 1999. *Evolutionary algorithms for multiobjective optimization: Methods and applications*. Vol. 63. Citeseer.
- [37] Eckart Zitzler, Marco Laumanns, and Lothar Thiele. 2001. SPEA2: Improving the strength Pareto evolutionary algorithm. *TIK-report* 103 (2001).
- [38] Eckart Zitzler and Lothar Thiele. 1999. Multiobjective evolutionary algorithms: a comparative case study and the strength Pareto approach. *IEEE transactions on Evolutionary Computation* 3, 4 (1999), 257–271.