

Decentralized Matching in Shared Intelligent Vehicles Fleet

Seyed Mehdi Meshkani¹ and Bilal Farooq¹

Abstract—High computational time is one of the most important operational issues in centralized on-demand shared mobility systems. To resolve this issue, we propose a decentralized ride-matching system that is based on vehicle to infrastructure (V2I) and infrastructure to infrastructure (I2I) communication. Application on the downtown Toronto road network demonstrated that the decentralized system resulted in a speed-up of 125 times in terms of computational time and showed high scalability. Moreover, the service rate in the proposed system improved by 7% compared to the centralized. However, the centralized system showed 29% and 17% improvement in wait time and detour time.

I. INTRODUCTION

Shared mobility is one of the key aspects of Mobility On-Demand (MoD) systems. Many-to-one ride-matching, in which one vehicle can serve multiple passengers simultaneously, is a common and emerging share mobility service that potentially can increase the vehicle occupancy rate. However, to provide a high-quality service, numerous operational issues remain to be addressed. Lack of scalability and high computational time is one of the open and understudied issues in centralized ride-matching systems. In such systems, there exists a single control entity that stores the complete data and processes it centrally [1]. As the core of such systems is a ride-matching problem, different decentralized and decomposition approaches have been proposed in the literature to convert the main matching problem into sub-problems that are easier to solve [2], [3], [4], [5].

Despite the deployment of different strategies by the aforementioned studies to lower the size

of the ride-matching problem, the control structure of the proposed ride-matching systems is still mainly centralized. In decentralized systems, however, there are multiple independently performing control agents that are able to share information with each other [6]. Operating locally and on-demand sharing of information can tremendously reduce the computational complexity and make such systems highly scalable [6]. Moreover, if an outage or a security issue occurs in one subsystem, others would not be completely affected and the system can continue to operate [7].

To address the issue of scalability and high computational time in centralized systems, in this study, a decentralized ride-matching system is proposed that takes advantage of infrastructure to infrastructure (I2I) and vehicle to infrastructure (V2I) connectivity. The current ride-matching platforms (e.g., Uber, Lyft, and Didi) are mainly centralized and operate through a Vehicle to infrastructure (V2I) connectivity. The platform connects the dispatcher with the vehicles for matching, routing, and monitoring purposes. Unlike the current centralized systems, in our proposed decentralized matching, a network of intelligent intersections (I^2s) [8] is utilized as the infrastructure. These I^2s are considered local dispatchers that are able to run a ride-matching algorithm based on the data they receive locally. They also can send/receive the data to/from other I^2s as well as the vehicles. To show the efficiency of the proposed decentralized system, the Many-to-One ride-matching algorithm developed by [9] is applied on it. We then implement the decentralized system on the same agent-based traffic microsimulator as used by [9] to estimate different indicators and compare performance.

The rest of the paper is organized as follows. In Section II, we briefly review the relevant literature on decentralized ride-matching systems. Section III

*This work is supported by the Canada Research Chair program.

¹ S.M. Meshkani and B. Farooq are with the Department of Civil Engineering, Ryerson University, Canada (e-mail: smeshkani@ryerson.ca; bilal.farooq@ryerson.ca)

proposes the system design and also it provides a discussion on how the proposed system can reduce the computational complexity. Section IV presents the description of the case study, results and discussions. Finally, Section V concludes our findings and provides some directions for future research.

II. BACKGROUND

In this section, we briefly review the literature on decentralized ride-matching systems. [3] proposed a decentralized auction-based ride-matching algorithm to match riders and drivers. In this algorithm, participants were partitioned based on the geographic position such that drivers considered passengers whose origins or destinations were in the vicinity of the driver's route. [10] presented a fully decentralized peer-to-peer ride-matching system to overcome the privacy concerns and lack of trust among peers in centralized ride-matching systems. The system was based on the co-utility concept. It also proposed a reputation management protocol that enabled peers to trust each other even when they did not interact before. [11] presented a survey on taxi ride-matching system architectures. The study classified ride-matching systems into static and dynamic and then categorized dynamic systems into three distinctive architectures, including centralized, decentralized, and hybrid systems. It also addressed each architecture and mentioned their pros and cons. Furthermore, it introduced the lack of scalability as the main problem of centralized systems. [1] referred to a single point of failure and internal and external attackers as some issues of centralized ride-matching systems and proposed a decentralized service based on the public blockchain, named B-ride. It introduced a time-locked deposit protocol to prevent malicious activities. In their proposed system, a driver had to prove that he arrived at the pick-up location on time. The payment was based on the elapsed distance of the driver and rider. It also introduced a reputation model to rate drivers based on their past behavior. [12] designed an asynchronous distributed ride-matching algorithm to handle efficiently the high dynamic nature of such systems. The sys-

tem was based on a local wireless communication between taxis and passengers. The proposed ride-matching system was tested with 4,000 taxis to show the scalability of system. By considering 5 min detour tolerance, a high taxi occupancy rate and reduced number of taxis on the road was reported. [13] illustrated that centralized ridehailing systems are controversial in terms of flexibility, data integrity, and stability. The study enumerated some drawbacks of such systems, including inflexible policies and pricing schemes, security issues of passenger's information and transnational data, costly to maintain and manage, highly vulnerable to service attacks, increased response delay to requests due to high bandwidth utilization, and computational complexity. As a solution, they built a decentralized ridehailing system based on blockchain technology. The study developed smart contracts to build and deploy functionalities such as create ride, auto-deposit transfer, cancel, and complete ride methods.

Although some studies developed many-to-one ride-matching algorithm, they either formulated the problem centrally [14], [15], [16] or used partitioning/decomposition methods [5]. In both cases, the structure of the system was still centralized, which makes it prone to failures and security attacks. In contrast, we propose a ride-matching system that is structurally decentralized and unlike current platforms (e.g. Uber, Lyft) that provide only a centralized V2I communication, operates on I2I and V2I connectivity. The decentralized structure can reduce the computational time significantly and enables the system to be robust against failure and security issues. Some studies, as reviewed above [1], [12], [13], developed decentralized ride-matching systems based on blockchain technology. Despite the benefits of utilizing blockchain in developing ride-matching systems, implementation cost and energy consumption are the key challenges for developing such systems.

III. METHODOLOGY

In this section, a decentralized ride-matching system and associated subsystems are developed using the End-to-End dynamic routing for Con-

nected and Automated Vehicles (E2ECAV) platform [8]. E2ECAV is based on a network of intelligent intersections (I^2) that are able to process the received local traffic state data, share with each other I^2 s via Infrastructure-to-Infrastructure (I2I) communication, predict network state, and dynamically route the vehicles intersection-by-intersection via Vehicle-to-Infrastructure (V2I) communication from origin to destination.

In our decentralized system (see Algorithm 1), each $I_i^2 \in I^2$ is considered to be a local dispatcher performing the ride-matching algorithm independently. In this setup, passenger's request is sent to the nearest I_i^2 , denoted by $r_{I_i^2}$. Let $N_{I_i^2} \subset N$ be the set of ride requests associated with I_i^2 . Each I_i^2 receives the batch of ride requests over the matching interval, Δ , and then run the matching algorithm at the matching time. Each I_i^2 starts the search process for the available vehicles $v_{I_i^2}$ nearby. $V_{I_i^2} \subset V$ represents the set of available vehicles recognized by I_i^2 . The search process can be locally on the I_i^2 's inbound links—we call it the search level zero, denoted by S_0 (I_1^2 in Fig. 1a). I_i^2 can expand its search space by communicating with its neighbours. Two I_i^2 s are neighbours if they are directly connected to each other by a link. For instance, in Fig. 1b, the I_1^2 has four neighbours, including $I_2^2, I_3^2, I_4^2, I_5^2$. Each neighbour starts searching locally to find available vehicles and send their information to the I_1^2 . Depending on the level at which an I_i^2 expands its search space, three more search levels are defined (S_1, S_2, S_3). The search level is fixed over each simulation scenario. For example, with search level S_0 in a scenario, once the I_1^2 runs the matching algorithm, at each matching time, it searches locally to find available vehicles. However, when the search level is set to S_1 , at each matching time, I_1^2 searches locally and also communicates with all of its neighbors, including $I_2^2, I_3^2, I_4^2, I_5^2$ to find available vehicles.

A. Many-to-One ride-matching

The Many-to-One ride-matching is an algorithm developed by [9] for a service where one vehicle can serve multiple passengers simultaneously. The proposed algorithm, which is a graph-based heuris-

Algorithm 1

Input: Set of passengers $N_{I_i^2}$ associated with I_i^2 , spatiotemporal information of passengers

Output: Passengers-vehicles matching

$K \leftarrow |I^2|$

while $i \leq K$ **do**

$N_{I_i^2} \leftarrow r_{I_i^2}$

I_i^2 starts searching for available vehicles:

$V_{I_i^2} \leftarrow v_{I_i^2}$

I_i^2 runs the ride-matching algorithm

end while

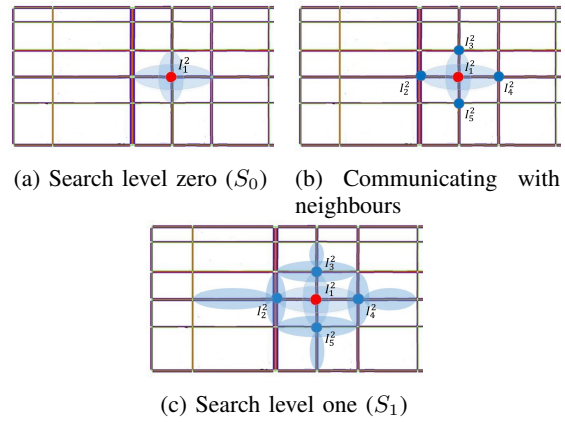


Fig. 1: Searching process in the decentralized system

tic algorithm, is iterative and includes two steps. It starts with one-to-one matching in step 1 and is followed by matching of vehicles to combine passengers with similar itineraries in step 2. In order to do one-to-one matching in step 1, a bipartite graph is created and is solved using Hungarian algorithm. The assigned vehicles from step 1 form a directed general graph, called vehicle graph, in step 2. In the obtained vehicle graph, to match the vehicles and combine the passengers, a problem that in graph theory is called maximum weight matching problem needs to be solved. The objective function of bipartite graph in step 1 and vehicle graph in step 2 is minimizing vehicles travel time. The output of the algorithm is matching passengers with vehicles and determining the sequence of pick up/drop off

of the passengers for each vehicle. According to [9], the proposed algorithm provided a high-quality service. However, to reduce the computational time at each matching interval (Δ), the algorithm is implemented on the proposed decentralized system and each $I_i^2 \in I^2$ runs the algorithm independently.

IV. CASE STUDY AND RESULTS

The road network of Downtown Toronto is used as the study area. Fig. 2 showcases a partial network (marked in blue) which consists of 76 nodes/intersections, 223 links with the size of 0.70km x 2.61km, and a full network, which consists of 268 nodes/intersections and 839 links with the size of 3.14km x 3.31km.

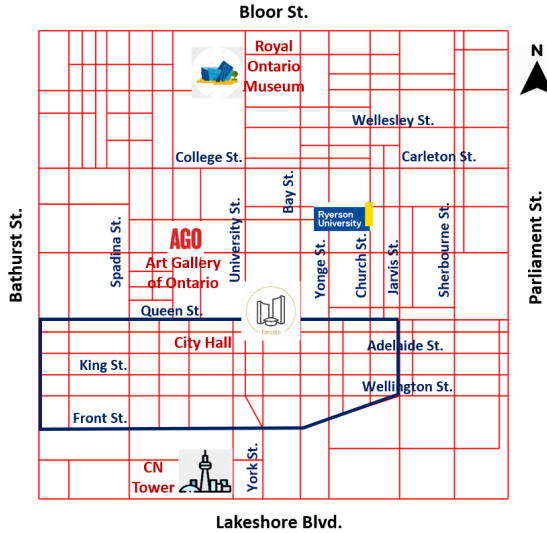


Fig. 2: Downtown Toronto street network

An in-house agent-based traffic microsimulator [9] was used to implement the road network, demand, and proposed decentralized ride-matching. The dynamic demand loading period was 7:45 am–8:00 am (15 minutes) in the morning peak period. To synthesize the data, 2011 Transportation Tomorrow Survey (TTS) travel data for city of Toronto was used and the 2018 growth factor was applied. The total number of trips in the loading period for the full and partial network was 5,487

and 3,477 trips, respectively. To select the demand for shared vehicles, a specific percent of the total demand were randomly extracted, while the rest of the demand was assumed to travel by their own single-occupancy private vehicles. Despite the fact that the dynamic demand loading period was 15 minutes, the simulation time lasted until all passengers either arrived at their destination or left the system. All simulations in this study were run using two similar computers with Core i7-8700 CPU, 3.20 GHz Intel with a 64-bit version of the Windows 10 operating system with 16.0 GB RAM. To evaluate the performance of the proposed system, five scenarios were created. These scenarios include four decentralized search levels that were compared with the centralized Many-to-One ride-matching algorithm developed by [9].

Fig. 3 showcases the results of this comparison over different indicators, including service rate (SR), computational time (CT), wait time (WT), detour time (DT), traffic travel time (TTT), and vehicle kilometer traveled (VKT). The shared vehicles demand was considered to be 25% of the total demand, which came out to be 1,097 trips, and three fleet sizes (SVs) of 230, 250, and 270 were used. The matching interval was $\Delta = 30$ sec and the capacity of vehicles (cap) is four.

Fig. 3a shows the SR for different scenarios. As can be seen, the decentralized ride-matching for different search levels over various fleet size show similar or higher SR compared to the centralized version. The SR for search level 03 with $SV = 270$ is 95% while it is 89% for the centralized. Fig. 3b reveals the CT. According to the figure, there is a significant difference between centralized and various search levels of the decentralized such that for S_3 with $SV = 270$, the CT is 1.22 sec while for the centralized it is 152.14 sec, which is a speed-up of 125 times. The reason for such a large difference is that in the centralized, all of the calculations are computed by a single dispatcher, while in the decentralized these calculations are divided among the total number of intelligent intersections that receive ride request (network nodes).

Although the decentralized system outperforms the centralized in terms of SR and CT, the cen-

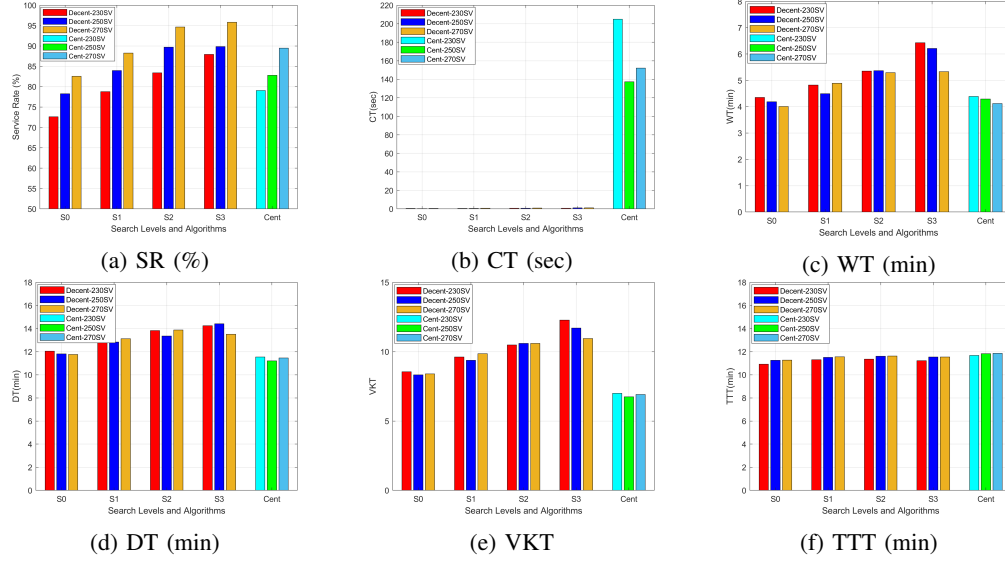


Fig. 3: Decentralized vs centralized: demand=25%, cap=4, $\Delta = 30sec$

tralized shows a better performance for WT, DT, and VKT. Fig. 3c and Fig. 3d demonstrates the WT and DT for different scenarios. The centralized ride-matching showed 29% and 17% improvement in the WT and DT compared to the S3 of decentralized with SV=270. Moreover, according to Fig. 3e, VKT for centralized ride-matching is 60% lower than the S3 of decentralized with SV=270.

Fig. 3f represents traffic travel time in the network. As can be seen, there is a slight difference between centralized and decentralized system meaning that they almost have similar impact on traffic congestion.

To show the scalability of the proposed decentralized system, we applied it on the partial downtown road network in Fig. 2 and compared the CT with the full network. Fig. 4 showcases the performance of decentralized system in terms of the CT and the SR for both partial and full networks. The demand for shared vehicles was 20% of each network's total demand, which was 695 and 1,097 trips for the partial and full network, respectively. The number of shared vehicles was 75 and 150 for each network. As expected, by enlarging the search space, the SR is increased such that for search level

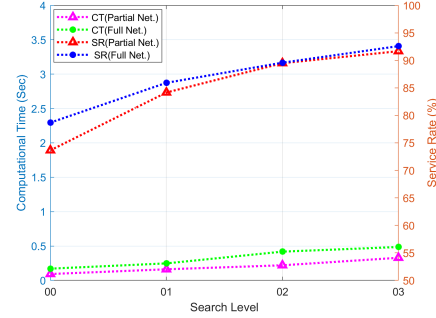


Fig. 4: Scalability of the system. partial network: SV demand=695 trips, SV=75, cap=4, $\Delta = 60sec$. full network: SV demand=1097 trips, SV=150, cap=4, $\Delta = 60sec$

03, this indicator raised to 90.67% and 91.59% for the partial and full network, respectively. However, by scaling up the network, no significant difference was observed in the CT over various search levels.

Overall, the obtained results indicate that the proposed decentralized system is able to effectively figure out the issue of high computational time and lack of scalability of centralized ride-matching. It also provides a high SR that demonstrate how suc-

cessful the system is in dispatching travelers. However, the centralized ride-matching due to having a global view of the network yields a higher service quality compared to the decentralized system.

V. CONCLUSION

In this study, we proposed a decentralized ride-matching system to tackle the issue of high computational time of centralized ride-matching problems. The proposed system performs based on infrastructure to infrastructure (I2I) and vehicle to infrastructure (V2I) connectivity. The infrastructure is able to run a ride-matching algorithm based on the data received locally. To evaluate the performance, the many-to-one ride-matching algorithm developed by [9] was implemented on the decentralized system and compared with the original centralized version.

The results on Downtown Toronto revealed that deploying V2I and I2I connectivity in the proposed decentralized system brings a speed-up of 125 times. Moreover, the service rate was 95%, which was 6.00% higher than centralized system. However, for some other indicators, including wait time, detour time, and vehicle kilometer traveled, the centralized system provided a better performance by 29%, 17%, and 60%, respectively.

There are several potential directions for future research. To improve the performance of the decentralized system in terms of service quality, more advanced methodologies such as game theory can be deployed to enhance the cooperation among intelligent intersections.

REFERENCES

- [1] Mohamed Baza, Mahmoud Nabil, Muhammad Ismail, Mohamed Mahmoud, Erchin Serpedin, and Mohammad Ashiqur Rahman. Blockchain-based charging coordination mechanism for smart grid energy storage units. In *2019 IEEE International Conference on Blockchain (Blockchain)*, pages 504–509. IEEE, 2019.
- [2] Niels Agatz, Alan Erera, Martin Savelsbergh, and Xing Wang. Optimization for dynamic ride-sharing: A review. *European Journal of Operational Research*, 223(2):295–303, 2012.
- [3] Mehdi Nourinejad and Matthew J Roorda. Agent based model for dynamic ridesharing. *Transportation Research Part C: Emerging Technologies*, 64:117–132, 2016.
- [4] Ali Najmi, David Rey, and Taha H Rashidi. Novel dynamic formulations for real-time ride-sharing systems. *Transportation research part E: logistics and transportation review*, 108:122–140, 2017.
- [5] Amirmahdi Tafreshian and Neda Masoud. Trip-based graph partitioning in dynamic ridesharing. *Transportation Research Part C: Emerging Technologies*, 114:532–553, 2020.
- [6] Xiaohua Ge, Fuwen Yang, and Qing-Long Han. Distributed networked control systems: A brief overview. *Information Sciences*, 380:117–131, 2017.
- [7] Berty Team. Centralized vs decentralized vs distributed systems, June 2019.
- [8] Bilal Farooq and Shadi Djavadian. Distributed traffic management system with dynamic end-to-end routing, 2019. U.S. provisional patent 62/865,725.
- [9] Seyed Mehdi Meshkani and Bilal Farooq. A generalized ride-matching approach for sustainable shared mobility. *Sustainable Cities and Society*, 76:103383, 2022.
- [10] David Sánchez, Sergio Martínez, and Josep Domingo-Ferrer. Co-utile p2p ridesharing via decentralization and reputation management. *Transportation Research Part C: Emerging Technologies*, 73:147–166, 2016.
- [11] Shrawani Silwal, Md Osman Gani, and Vaskar Raychoudhury. A survey of taxi ride sharing system architectures. In *2019 IEEE International Conference on Smart Computing (SMARTCOMP)*, pages 144–149. IEEE, 2019.
- [12] Haoxiang Yu, Vaskar Raychoudhury, and Shrawani Silwal. Dynamic taxi ride sharing using localized communication. In *Proceedings of the 21st International Conference on Distributed Computing and Networking*, pages 1–10, 2020.
- [13] Sowmya Kudva, Renat Norderhaug, Shahriar Badsha, Shamik Sengupta, and ASM Kayes. Pebers: Practical ethereum blockchain based efficient ride hailing service. In *2020 IEEE International Conference on Informatics, IoT, and Enabling Technologies (ICIoT)*, pages 422–428. IEEE, 2020.
- [14] Neda Masoud and R Jayakrishnan. A real-time algorithm to solve the peer-to-peer ride-matching problem in a flexible ridesharing system. *Transportation Research Part B: Methodological*, 106:218–236, 2017.
- [15] Javier Alonso-Mora, Samitha Samaranayake, Alex Wallar, Emilio Frazzoli, and Daniela Rus. On-demand high-capacity ride-sharing via dynamic trip-vehicle assignment. *Proceedings of the National Academy of Sciences*, 114(3):462–467, 2017.
- [16] Andrea Simonetto, Julien Monteil, and Claudio Gambella. Real-time city-scale ridesharing via linear assignment problems. *Transportation Research Part C: Emerging Technologies*, 101:208–232, 2019.