

Anomalous Spin Transport Properties of Gapped Dirac Electrons with Tilting

Masao OGATA^{1,2}, Soshun OZAKI¹, and Hiroyasu MATSUURA¹

¹*Department of Physics, University of Tokyo, Hongo, Bunkyo-ku, Tokyo 113-0033, Japan*

²*Trans-scale Quantum Science Institute, University of Tokyo, Hongo, Bunkyo-ku, Tokyo 113-0033, Japan*

The anomalous spin transport coefficients of gapped Dirac electrons are studied with application to a quasi-two-dimensional organic conductor α -(BETS)₂I₃ in mind. In the presence of a gap induced by spin-orbit interaction, we show that the effective Hamiltonian is similar to the model considered by Kane and Mele with additional tilting. With this effective Hamiltonian, conductivity tensors up to the linear order of the applied magnetic field are obtained analytically using the microscopic linear response theory or Kubo formula. It is shown that spin Hall conductivity and anomalous diagonal spin conductivity proportional to the magnetic field become nonzero in this system, which are written in terms of the Berry curvature and orbital magnetic moment. The estimated values of spin conductivities using typical parameters turn out to be comparable to the spin Hall conductivity in Pt.

Massless and massive Dirac electron systems have peculiar physical properties such as orbital magnetism and transport. One of the most prominent phenomena is the large orbital magnetic susceptibility for bismuth,¹⁻³ three-dimensional Dirac systems,⁴ graphene,⁵⁻⁷ and related organic conductors.^{8,9} Another prominent property is transport such as diagonal conductivity σ_{xx} ^{10,11} and Hall conductivity.^{8,12,13}

More recently, topological contributions such as the Berry curvature have been discovered first in the transport properties¹⁴⁻²² and then in the magnetic susceptibility²³⁻²⁹ and have attracted considerable attention. In the transport properties, the relation with the Berry curvature has been discussed in the quantum Hall effect¹⁴⁻¹⁸ and the quantized spin Hall effect in the gapped graphene model.¹⁹ Recently, the effects of the Berry curvature on the conductivity, $\sigma_{\mu\nu}$ ($\mu, \nu = x, y, z$), in the linear order of the applied magnetic field (including the Hall conductivity) has been clarified.²⁰⁻²²

In this work, we study such transport properties in a two-dimensional massless and massive Dirac electron system with tilting, having the quasi-two-dimensional organic conductors α -(BEDT-TTF)₂I₃³⁰⁻³⁹ and α -(BETS)₂I₃⁴⁰⁻⁴⁶ in mind. Since sulfur in the BEDT-TTF molecule is replaced by selenium in BETS, the latter has a stronger spin-orbit interaction than the former.³⁸ It has been established that these compounds have Dirac electron systems.³⁰ The merits of studying these organic compounds are as follows. (1) Since they are quasi-two-dimensional, the bulk physical quantities can be accessible experimentally. (2) It is rather easy to tune the physical parameters such as the transfer integrals of electrons or the band structure⁴⁷⁻⁴⁹ by applying pressure or by replacing the molecules constituting these materials. (3) The Dirac point, at which two linear band dispersions touch with each other in the massless case, is located very close to the Fermi energy because of stoichiometry, and the density of doped electrons or holes is considered to be very small.⁹ (4) The two Dirac cones tilt in opposite directions, which gives an ad-

ditional degree of freedom, sometimes leading to anomalous transport properties.

However, in the massless Dirac electron systems in two dimensions, the Berry curvature vanishes. In contrast, it does not vanish when a gap opens at the Dirac point owing to inversion symmetry breaking⁵⁰⁻⁵⁴ or spin-orbit coupling.^{19,38,39,43,44} In α -(BEDT-TTF)₂I₃, a gap due to the charge ordering appears, which breaks the inversion symmetry. In this case, however, the Berry curvature near one of the two Dirac points, e.g., $\Omega_{\mathbf{k}_0}$, exactly cancels with $\Omega_{-\mathbf{k}_0}$ near the other Dirac point (i.e., $\Omega_{-\mathbf{k}_0} = -\Omega_{\mathbf{k}_0}$). Thus, only the valley Hall effect is possible.⁵³ If we create an imbalance between the electron occupations near the two Dirac points by applying an electric field, this cancellation is broken and a finite contribution of the Berry curvature appearing in the nonlinear response theory^{55,56} will be detected. On the other hand, when the gap opens as a result of the spin-orbit interaction, as in α -(BETS)₂I₃,^{43,44} the above cancellation does not occur since $\Omega_{-\mathbf{k}_0} = \Omega_{\mathbf{k}_0}$. However, we must take into account the spin dependence, which we discuss below.

We consider the following two-dimensional effective Hamiltonian for the Dirac electrons at a Dirac point, \mathbf{k}_0 ,

$$\mathcal{H} = -v\hbar t k_x + v\hbar(k_x \tau_x + k_y \tau_y) + \sigma_z \Delta \tau_z. \quad (1)$$

Here, $\mathbf{k} = (k_x, k_y)$ is the momentum measured from \mathbf{k}_0 . The first term represents the tilting with a parameter t ($0 \leq t \leq 1$), v is the velocity of Dirac electrons, τ_i ($i = x, y, z$) are the Pauli matrices representing two sublattices, σ_z is the z -component of spin, and $\sigma_z \Delta$ represents the gap induced by the spin-orbit interaction as considered by Kane and Mele in a graphene-type model.¹⁹ We take $\Delta > 0$.

First, we discuss the origin of the σ_z dependence of the gap $\sigma_z \Delta$ in the case of quasi-two-dimensional systems. In general, the spin-orbit Hamiltonian is given by

$$\mathcal{H}_{\text{spin-orbit}} = \int d\mathbf{r} \psi^\dagger(\mathbf{r}) \frac{\hbar}{4m^2 c^2} \boldsymbol{\sigma} \cdot (\nabla V(\mathbf{r}) \times \mathbf{p}) \psi(\mathbf{r}), \quad (2)$$

which is derived from the relativistic Dirac equation. Here, m is the bare electron mass, c is the light velocity, $V(\mathbf{r})$ is a periodic potential, and \mathbf{p} is the momentum operator. In the quasi-two-dimensional systems, $V(\mathbf{r})$ is approximately an even function with respect to z , and the dominant terms of the electron momentum \mathbf{p} will be in the x - y plane. Therefore, we expect that the integral of eq. (2) is small when it contains $\partial V/\partial z$ or p_z , which means that the dominant contribution of eq. (2) is proportional to σ_z .^{29,39)}

The energy dispersion of eq. (1) is given by $E_{\pm} = -v\hbar t k_x \pm E_{\mathbf{k}}$ with $E_{\mathbf{k}} = \sqrt{\Delta^2 + v^2\hbar^2 k^2}$, and the Berry curvature is

$$\Omega_{xy}^{\pm} = \mp \frac{1}{2} \frac{\mathbf{h} \cdot (\partial_x \mathbf{h} \times \partial_y \mathbf{h})}{h^3} = \mp v^2 \hbar^2 \frac{\sigma_z \Delta}{2E_{\mathbf{k}}^3}, \quad (3)$$

where $\partial_{x,y} = \partial/\partial k_{x,y}$ and $\mathbf{h} = (h_x, h_y, h_z)$ are the coefficients of τ_i in the Hamiltonian. In the present case, $(h_x, h_y, h_z) = (v\hbar k_x, v\hbar k_y, \sigma_z \Delta)$. Since we assume that the system has time-reversal symmetry, the effective Hamiltonian \mathcal{H}' at the other Dirac point (i.e., at $-\mathbf{k}_0$) is obtained from eq. (1) by the time-reversal operation ($\mathbf{k} \rightarrow -\mathbf{k}$, $\mathcal{H} \rightarrow \mathcal{H}^*$, and $\sigma_z \rightarrow -\sigma_z$), which leads to

$$\mathcal{H}' = v\hbar t k_x - v\hbar(k_x \tau_x - k_y \tau_y) - \sigma_z \Delta \tau_z. \quad (4)$$

We can see that \mathcal{H}' gives the same Ω_{xy}^{\pm} as \mathcal{H} . Note that this situation is different from the case in which the gap opens as a result of the charge ordering discussed in α -(BEDT-TTF)₂I₃.^{50–54)}

In the following, we calculate the conductivity tensor $\sigma_{\mu\nu}$ ($\mu, \nu = x, y$) for the Dirac electrons at a Dirac point, \mathbf{k}_0 , (i.e., per valley) up to the linear order of the applied magnetic field B using the Kubo formula. The current operators in the Hamiltonian (1) are given by $j_x = ev(-t + \tau_x)$ and $j_y = ev\tau_y$ ($e < 0$). We consider the case with simple random impurities that have delta-function potentials. In this case, the vertex corrections due to impurity scattering are safely neglected, and the relaxation rate appearing as a self-energy in the Green's functions can be approximated as a constant Γ . Note that, in the case of gapless Dirac electrons (or in graphene), Shon and Ando¹⁰⁾ showed that the energy dependences of the self-energy are important because of the $|\varepsilon|$ dependence of the density of states. However, when there is a gap as in the present case, we consider that the constant Γ will be a reasonable approximation.

First, in the absence of a magnetic field, we obtain the conductivity as

$$\sigma_{\mu\nu}^{(0)} = -\frac{e^2}{\hbar L^2} \sum_{\mathbf{k}, \sigma_z, \pm} \left[\frac{f'(E_{\pm})}{2\Gamma} \partial_{\mu} E_{\pm} \partial_{\nu} E_{\pm} + f(E_{\pm}) \Omega_{\mu\nu}^{\pm} + O(\Gamma^1) \right], \quad \sigma_{\text{SHE}} = \frac{|e|}{2\pi\hbar} \begin{cases} \frac{\Delta}{\sqrt{\mu^2 + t^2 \Delta^2}} + O(\Gamma), & \text{for } |\mu| \geq \sqrt{1 - t^2} \Delta, \\ 1 + O(\Gamma), & \text{for } |\mu| < \sqrt{1 - t^2} \Delta. \end{cases} \quad (5)$$

where L^2 is the two-dimensional area, $\mu, \nu = x$ or y , $f(\varepsilon)$ is the Fermi distribution function, $f(\varepsilon) = 1/(e^{\beta(\varepsilon - \mu)} + 1)$, and we have made an expansion with respect to $1/\Gamma$. [Although the derivation is equivalent to that by Karplus and Luttinger⁵⁷⁾ or by Thouless et al.,¹⁴⁾ it is shown in the Supplemental Material⁵⁸⁾ for completeness.] The first term of eq. (5) gives the Drude-type conductivity. The second term in the case of

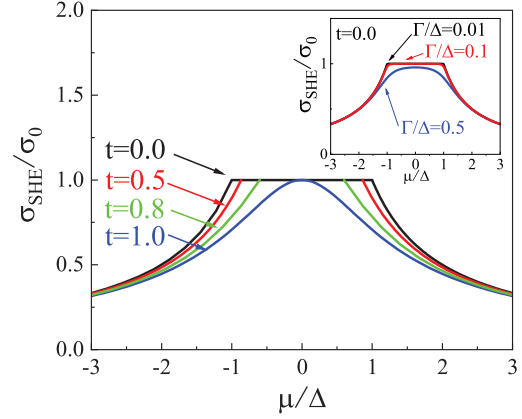


Fig. 1. (Color online) Chemical potential dependences of the spin Hall conductivity σ_{SHE} per valley at $T = 0$ for some values of the tilting parameter t ($t = 0, 0.5, 0.8$ and 1.0). The unit of σ_{SHE} is $\sigma_0 = |e|/2\pi\hbar$. (Inset) Γ -dependence for the case $t = 0$.

$\mu = x, \nu = y$ is the contribution first obtained by Karplus-Luttinger in the discussion of the anomalous Hall effect,⁵⁷⁾ although the concept of the Berry curvature was not known at that time. In the present Hamiltonian (1), $\sigma_{xy}^{(0)}$ has only the contribution from the second term. However, since Ω_{xy}^{\pm} is proportional to σ_z , $\sigma_{xy}^{(0)}$ vanishes owing to the spin summation.

In contrast, the spin Hall conductivity $\sigma_{\text{SHE}} = \sigma_{\text{Sxy}}^{(0)}$ will have a finite value. In this case, we calculate the spin current $j_{\text{Sx}} = \sum_{\sigma_z} v \sigma_z (-t + \tau_x)$ in the presence of the electric field in the y -direction in the linear-response theory. Since the spin σ_z is a good quantum number in the present model, the result is simply given by

$$\sigma_{\text{SHE}} = \frac{|e|}{\hbar L^2} \sum_{\mathbf{k}, \sigma_z, \pm} f(E_{\pm}) \sigma_z \Omega_{xy}^{\pm} + O(\Gamma^1) = \frac{|e| v^2 \hbar^2 \Delta}{2\hbar L^2} \sum_{\mathbf{k}, \sigma_z, \pm} (\mp) \frac{f(E_{\pm})}{E_{\mathbf{k}}^3} + O(\Gamma). \quad (6)$$

This is the spin Hall conductivity predicted by Kane and Mele for a gapped graphene¹⁹⁾ but, in the present case, with a tilting. At $T = 0$, the summation over the two-dimensional \mathbf{k} can be carried out analytically, which yields⁵⁸⁾

$$\sigma_{\text{SHE}} = \frac{|e|}{2\pi\hbar} \begin{cases} \frac{\Delta}{\sqrt{\mu^2 + t^2 \Delta^2}} + O(\Gamma), & \text{for } |\mu| \geq \sqrt{1 - t^2} \Delta, \\ 1 + O(\Gamma), & \text{for } |\mu| < \sqrt{1 - t^2} \Delta. \end{cases} \quad (7)$$

Note that this is the spin Hall conductivity per valley and that the band minimum (maximum) of the conduction (valence) band is given by $\sqrt{1 - t^2} \Delta$ ($-\sqrt{1 - t^2} \Delta$) in the presence of tilting. Figure 1 shows the chemical potential dependences of σ_{SHE} for some values of the tilting parameter t . Its behavior is very similar to the case of bismuth, which has a three-dimensional gapped Dirac electron system.^{3, 59, 60)}

In the present case, if we multiply σ_{SHE} by $|e|$, it has a dimension of two-dimensional conductivity. When the chemical potential μ is inside the gap, its maximum becomes a universal value $|e|\sigma_{\text{SHE}} = e^2/2\pi\hbar$. To convert $|e|\sigma_{\text{SHE}}$ to the three-dimensional spin Hall conductivity, we divide $|e|\sigma_{\text{SHE}}$ by the interlayer distance,^{41,43} $\ell = 1.77\text{nm}$. As a result, we obtain

$$|e|\sigma_{\text{SHE}}^{\text{3D}} = \frac{|e|\sigma_{\text{SHE}}}{\ell} \sim 220 \Omega^{-1}\text{cm}^{-1}, \quad (8)$$

which is comparable to Pt ($240 \Omega^{-1}\text{cm}^{-1}$).

In the case without tilting ($t = 0$) and at $T = 0$, we find an analytic expression for any value of Γ as⁵⁸)

$$\sigma_{\text{SHE}} = \frac{|e|}{2\pi^2\hbar} \left[\left(1 + \frac{\Delta}{\mu}\right) \tan^{-1} \frac{\mu + \Delta}{\Gamma} - \left(1 - \frac{\Delta}{\mu}\right) \tan^{-1} \frac{\mu - \Delta}{\Gamma} \right]. \quad (9)$$

As shown in the inset of Fig. 1, the effect of finite Γ is smearing of the chemical potential dependences.

Next, we consider the linear order with respect to the applied magnetic field. On the basis of Fukuyama's formula for the gauge-invariant Hall conductivity,⁶¹ recently, we have extended such calculations to $\sigma_{\mu\nu}^{(1)}$ with the help of $1/\Gamma$ expansion:²²)

$$\begin{aligned} \sigma_{xy}^{(1)} = & \frac{1}{L^2} \sum_{\mathbf{k}, \sigma_z, \pm} \frac{|e|^3 B}{\hbar^2} \left[\frac{f'(E_{\pm})}{8\Gamma^2} (\partial_x E_{\pm} \partial_x E_{\pm} \partial_y^2 E_{\pm} \right. \\ & + \partial_y E_{\pm} \partial_y E_{\pm} \partial_x^2 E_{\pm} - 2\partial_x E_{\pm} \partial_y E_{\pm} \partial_x \partial_y E_{\pm}) \\ & + \frac{f'(E_{\pm})}{4\Gamma} (2\partial_x E_{\pm} \partial_y E_{\pm} \Omega_{xy}^{\pm} + 2(\partial_x \partial_y E_{\pm}) M_{xy}^{\pm} \\ & \left. - \partial_x E_{\pm} \partial_y M_{xy}^{\pm} - \partial_y E_{\pm} \partial_x M_{xy}^{\pm}) \right] + O(\Gamma^0), \end{aligned} \quad (10)$$

$$\begin{aligned} \sigma_{xx}^{(1)} = & \frac{1}{L^2} \sum_{\mathbf{k}, \sigma_z, \pm} \frac{|e|^3 B f'(E_{\pm})}{\hbar^2} (\partial_x E_{\pm} \partial_x E_{\pm} \Omega_{xy}^{\pm} \\ & + \partial_x^2 E_{\pm} M_{xy}^{\pm} - \partial_x E_{\pm} \partial_x M_{xy}^{\pm}) + O(\Gamma^0), \end{aligned}$$

$$\begin{aligned} \sigma_{yy}^{(1)} = & \frac{1}{L^2} \sum_{\mathbf{k}, \sigma_z, \pm} \frac{|e|^3 B f'(E_{\pm})}{\hbar^2} (\partial_y E_{\pm} \partial_y E_{\pm} \Omega_{xy}^{\pm} \\ & + \partial_y^2 E_{\pm} M_{xy}^{\pm} - \partial_y E_{\pm} \partial_y M_{xy}^{\pm}) + O(\Gamma^0), \end{aligned}$$

where the orbital magnetic moment M_{xy}^{\pm} is given by^{22,24})

$$M_{xy}^{\pm} = \frac{1}{2} \frac{\mathbf{h} \cdot (\partial_x \mathbf{h} \times \partial_y \mathbf{h})}{h^2} = v^2 \hbar^2 \frac{\sigma_z \Delta}{2E_k^2}. \quad (11)$$

First, we discuss the conventional Hall conductivity $\sigma_{xy}^{(1)}$. Substituting Ω_{xy}^{\pm} and M_{xy}^{\pm} , we can see that the contributions in $\sigma_{xy}^{(1)}$ related to Ω_{xy}^{\pm} and M_{xy}^{\pm} exactly vanish. This means that the contributions from the topological properties (i.e., Ω_{xy}^{\pm} and M_{xy}^{\pm}) do not appear in $\sigma_{xy}^{(1)}$, and that $\sigma_{xy}^{(1)}$ can be understood as the Drude-type Hall conductivity. In contrast, $\sigma_{xx}^{(1)}$ and $\sigma_{yy}^{(1)}$ are written solely in terms of Ω_{xy}^{\pm} and M_{xy}^{\pm} . However, they are

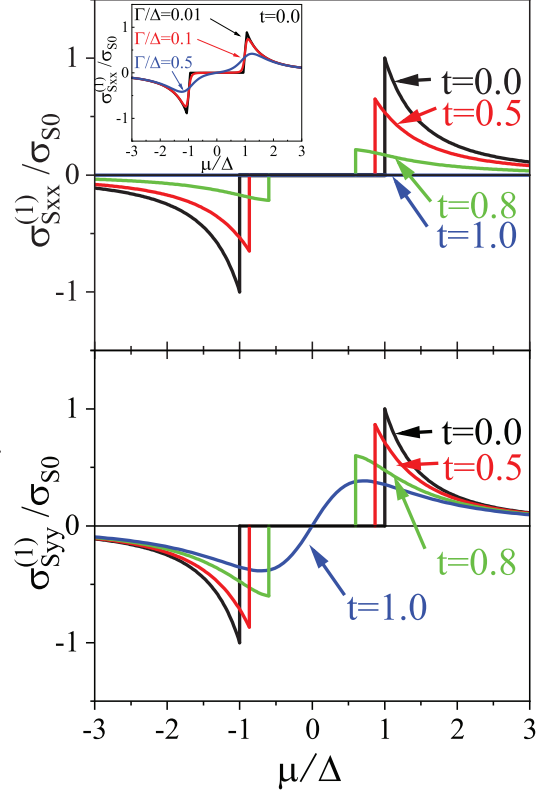


Fig. 2. (Color online) Chemical potential dependences of the diagonal spin magnetoconductivity $\sigma_{\text{Sxx}}^{(1)}$ and $\sigma_{\text{Syy}}^{(1)}$ per valley at $T = 0$ for some values of the tilting parameter t ($t = 0, 0.5, 0.8$ and 1.0). The unit of the y-axis is $\sigma_{\text{S0}} = e^2 B v^2 / 4\pi \Gamma \Delta$. (Inset) Γ -dependence for the case $t = 0$.

exactly zero due to the spin summation, as in $\sigma_{xy}^{(0)}$.

Again, when we consider the spin magnetoconductivity, we obtain the finite values of $\sigma_{\text{Sxx}}^{(1)}$ and $\sigma_{\text{Syy}}^{(1)}$. They are anomalous magnetoconductivities in the sense that they are odd functions of the applied magnetic field B even if they are diagonal conductivity. In the present case, using Eq. (3), we obtain

$$\begin{aligned} \sigma_{\text{Sxx}}^{(1)} &= (1 - t^2) \sigma_{\text{Syy}}^{(1)}, \\ \sigma_{\text{Syy}}^{(1)} &= -\frac{e^2 B v^4 \hbar^2 \Delta}{4\Gamma L^2} \sum_{\mathbf{k}, \sigma_z, \pm} (\pm) \frac{f'(E_{\pm})}{E_k^3} + O(\Gamma^0). \end{aligned} \quad (12)$$

At $T = 0$, the summation over \mathbf{k} can be carried out, which leads to⁵⁸)

$$\sigma_{\text{Syy}}^{(1)} = \frac{e^2 B v^2}{4\pi\Gamma} \frac{\mu\Delta}{(\mu^2 + t^2\Delta^2)^{3/2}} \theta(|\mu| - \sqrt{1-t^2}\Delta) + O(\Gamma^0). \quad (13)$$

Figure 2 shows the chemical potential dependences of $\sigma_{\text{Sxx}}^{(1)}$ and $\sigma_{\text{Syy}}^{(1)}$ for some values of the tilting parameter t . Note that $\sigma_{\text{Sxx}}^{(1)}$ and $\sigma_{\text{Syy}}^{(1)}$ vanish when the chemical potential is inside the gap that shrinks as t increases. $\sigma_{\text{Sxx}}^{(1)}$ becomes smaller with increasing t , but $\sigma_{\text{Syy}}^{(1)}$ continues to be of the same order as in the

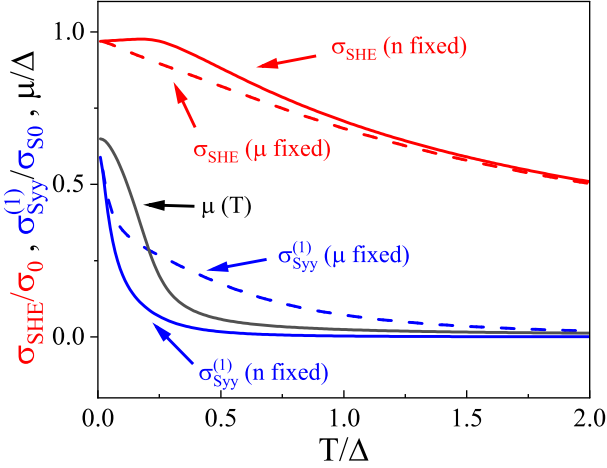


Fig. 3. (Color online) Temperature dependences of chemical potential μ , σ_{SHE} , and $\sigma_{\text{Syy}}^{(1)}$ per valley for $t = 0.8$ and a fixed value of n . For comparison, the case of a fixed chemical potential (μ/Δ is fixed at 0.65) is also shown by dashed lines.

case with $t = 0$. For $t = 0$ and at $T = 0$, we find an analytic expression, which is shown in the Supplemental Material.⁵⁸⁾ Again, the effect of finite Γ is smearing of the chemical potential dependences, as shown in the inset of Fig. 2.

When the chemical potential μ is located at the bottom of the upper Dirac cone, i.e., $\mu = \sqrt{1-t^2}\Delta$, $\sigma_{\text{Sxx}}^{(1)}$ and $\sigma_{\text{Syy}}^{(1)}$ become

$$\sigma_{\text{Sxx}}^{(1)} = (1-t^2)\sigma_{\text{Syy}}^{(1)}, \quad \sigma_{\text{Syy}}^{(1)} = \frac{e^2 B v^2}{4\pi\Gamma\Delta} \sqrt{1-t^2}. \quad (14)$$

Let us estimate these values. As typical parameters, we use $v \sim 1.2 \times 10^5$ m/s, $t \sim 0.8$, and the energy gap = 2 meV, obtained in organic conductors.^{30,43,44)} Because the gap in the present model is given by $2\Delta\sqrt{1-t^2}$, we have $\Delta = 1.7$ meV. Assuming $\Gamma = 3$ K ~ 0.3 meV as a typical value of the relaxation rate,^{30,62)} we obtain

$$\frac{|e|\sigma_{\text{Sxx}}^{(1)}}{\ell} \sim 430B \Omega^{-1}\text{cm}^{-1}, \quad \frac{|e|\sigma_{\text{Syy}}^{(1)}}{\ell} \sim 1200B \Omega^{-1}\text{cm}^{-1}, \quad (15)$$

at $\mu = \sqrt{1-t^2}\Delta$, where B is measured in Tesla. [Note that the Zeeman interaction gives a similar spin magnetoconductivity. However, its magnitude is smaller than Eq. (12) by a factor $\Delta/mv^2 \sim 0.013$ for the present parameters.⁵⁸⁾

Figure 3 shows the temperature dependences of μ , σ_{SHE} , and $\sigma_{\text{Syy}}^{(1)}$ for $t = 0.8$ and a fixed value of the electron density n , where the zero-temperature chemical potential μ_0 is assumed to be $\mu_0/\Delta = 0.65$. With increasing temperature, σ_{SHE} only slightly decreases, but $\sigma_{\text{Syy}}^{(1)}$ (and $\sigma_{\text{Sxx}}^{(1)}$) decreases rather rapidly because the chemical potential approaches 0 and the contribution of the holes in the valence band tends to cancel that of electrons. This is a characteristic feature in the per-

fectly symmetric bands assumed here. However, when there is asymmetry in the density of states, the temperature dependence of μ can be different from the case of constant n .^{9,45)} As an example of such a case, we calculate the case of a fixed chemical potential (μ/Δ is fixed at 0.65), which is shown by dashed lines in Fig. 3. In this case, $\sigma_{\text{Syy}}^{(1)}$ does not decrease rapidly, whereas the behavior of σ_{SHE} changes only slightly. Note that the resistivity increases below 50 K in α -(BETS)₂I₃, whose origin is not understood well.⁶³⁾ Therefore, to apply the present result to actual materials, we must take into account the low-temperature electronic states.

In summary, we studied anomalous spin transport properties in a gapped Dirac electron system. The gap opening due to the spin-orbit interaction leads to a spin Hall effect and diagonal magnetoconductivity proportional to the applied magnetic field B , which will be observed experimentally by using the inverse spin Hall effect. The magnitudes of these conductivities are estimated.

We thank K. Kitayama, V. Könye, H. Maebashi, and S. Fujiyama for fruitful discussions. This work is supported by Grants-in-Aid for Scientific Research from JST-Mirai Program Grant Number JPMJMI19A1, Japan, and the Japan Society for the Promotion of Science (No. JP18H01162, 19K03720, 18K03482).

- 1) L. Wehrli, Phys. Kondens. Mater. **8**, 87 (1968).
- 2) H. Fukuyama and R. Kubo, J. Phys. Soc. Jpn. **28**, 570 (1970).
- 3) For a review of bismuth, see Y. Fuseya, M. Ogata, and H. Fukuyama, J. Phys. Soc. Jpn. **84**, 012001 (2015).
- 4) S. Suetsugu, K. Kitagawa, T. Kariyado, A. W. Rost, J. Nuss, C. Mühle, M. Ogata, and H. Takagi, Phys. Rev. B **103**, 115117 (2021).
- 5) J. W. McClure, Phys. Rev. **104**, 666 (1956).
- 6) M. Koshino and T. Ando, Phys. Rev. B **81**, 195431 (2010).
- 7) M. Koshino and T. Ando, Solid State Commun. **151**, 1054 (2011).
- 8) H. Fukuyama, J. Phys. Soc. Jpn. **76**, 043711 (2007).
- 9) A. Kobayashi, Y. Suzumura, and H. Fukuyama, J. Phys. Soc. Jpn. **77**, 064718 (2008).
- 10) N. H. Shon and T. Ando, J. Phys. Soc. Jpn. **67**, 2421 (1998).
- 11) E. V. Gorbar, V. P. Gusynin, V. A. Miransky, and I. A. Shovkovy, Phys. Rev. B **66**, 045108 (2002).
- 12) V. P. Gusynin and S. G. Sharapov, Phys. Rev. B **73**, 245411 (2006).
- 13) Y. Fuseya, M. Ogata, and H. Fukuyama, Phys. Rev. Lett. **102**, 066601 (2009).
- 14) D. J. Thouless, M. Kohmoto, M. P. Nightingale, and M. den Nijs, Phys. Rev. Lett. **49**, 405 (1982).
- 15) M. Kohmoto, Ann. Phys. **160**, 343 (1985).
- 16) F. D. M. Haldane, Phys. Rev. Lett. **61**, 2015 (1988).
- 17) M.-C. Chang and Q. Niu, Phys. Rev. Lett. **75**, 1348 (1995).
- 18) For a review, see D. Xiao, M.-C. Chang, and Q. Niu, Rev. Mod. Phys. **82**, 1959 (2010).
- 19) C. L. Kane and E. J. Mele, Phys. Rev. Lett. **95**, 226801 (2005).
- 20) D. Ma, H. Jiang, H. Liu, and X. C. Xie, Phys. Rev. B **99**, 115121 (2019).
- 21) K. Das and A. Agarwal, Phys. Rev. B **99**, 085405 (2019).
- 22) V. Könye and M. Ogata, Phys. Rev. Research **3**, 033076 (2021).
- 23) D. Xiao, J. Shi, and Q. Niu, Phys. Rev. Lett. **95**, 137204 (2005).
- 24) J. Shi, G. Vignale, D. Xiao, and Q. Niu, Phys. Rev. Lett. **99**, 197202 (2007).
- 25) Y. Gao, S. A. Yang, and Q. Niu, Phys. Rev. B **91**, 214405 (2015).
- 26) F. Piéchon, A. Raoux, J.-N. Fuchs, and G. Montambaux, Phys. Rev. B **94**, 134423 (2016).

- 27) M. Ogata, J. Phys. Soc. Jpn. **86**, 044713 (2017).
- 28) R. Nakai and K. Nomura, Phys. Rev. B **93**, 214434 (2016).
- 29) S. Ozaki and M. Ogata, Phys. Rev. Research **3**, 013058 (2021).
- 30) For a review see, K. Kajita, Y. Nishio, N. Tajima, Y. Suzumura, and A. Kobayashi, J. Phys. Soc. Jpn. **83**, 072002 (2014).
- 31) K. Kajita, T. Ojio, H. Fujii, Y. Nishio, H. Kobayashi, A. Kobayashi, and R. Kato, J. Phys. Soc. Jpn. **61**, 23 (1992).
- 32) N. Tajima, M. Tamura, Y. Nishio, K. Kajita, and Y. Iye, J. Phys. Soc. Jpn. **69**, 543 (2000).
- 33) S. Katayama, A. Kobayashi, and Y. Suzumura, J. Phys. Soc. Jpn. **75**, 054705 (2006).
- 34) H. Kino and T. Miyazaki, J. Phys. Soc. Jpn. **75**, 034704 (2006).
- 35) A. Kobayashi, S. Katayama, Y. Suzumura, and H. Fukuyama, J. Phys. Soc. Jpn. **76**, 034711 (2007).
- 36) M. Hirata, K. Ishikawa, K. Miyagawa, M. Tamura, C. Berthier, D. Basko, A. Kobayashi, G. Matsuno, and K. Kanoda, Nat. Commun. **7**, 12666 (2016).
- 37) M. Hirata, K. Ishikawa, G. Matsuno, A. Kobayashi, K. Miyagawa, M. Tamura, C. Berthier, and K. Kanoda, Science **358**, 1403 (2017).
- 38) S. M. Winter, K. Riedl, and R. Valentí, Phys. Rev. B **95**, 060404(R) (2017).
- 39) T. Osada, J. Phys. Soc. Jpn. **87**, 075002 (2018).
- 40) R. Kato, H. Kobayashi, and A. Kobayashi, Synth. Met. **42**, 2093 (1991).
- 41) M. Inokuchi, H. Tajima, A. Kobayashi, T. Ohta, H. Kuroda, R. Kato, T. Naito, and H. Kobayashi, Bull. Chem. Soc. Jpn. **68**, 547 (1995).
- 42) K.-i. Hiraki, S. Harada, K. Arai, Y. Takano, T. Takahashi, N. Tajima, R. Kato, and T. Naito, J. Phys. Soc. Jpn. **80**, 014715 (2011).
- 43) S. Kitou, T. Tsumuraya, H. Sawahata, F. Ishii, K.-i. Hiraki, T. Nakamura, N. Katayama, and H. Sawa, Phys. Rev. B **103**, 035135 (2021).
- 44) T. Tsumuraya and Y. Suzumura, Euro. Phys. J. B **94**, 17 (2021).
- 45) Y. Suzumura and T. Tsumuraya, J. Phys. Soc. Jpn. **90**, 124707 (2021).
- 46) S. Fujiyama, H. Maebashi, N. Tajima, T. Tsumuraya, H.-B. Cui, M. Ogata, and R. Kato, Phys. Rev. Lett. **128**, 027201 (2022).
- 47) H. Kino and H. Fukuyama, J. Phys. Soc. Jpn. **65**, 2158 (1996).
- 48) H. Seo, J. Phys. Soc. Jpn. **69**, 805 (2000).
- 49) C. Hotta, J. Phys. Soc. Jpn. **72**, 840 (2003).
- 50) Y. Suzumura and A. Kobayashi, J. Phys. Soc. Jpn. **80**, 104701 (2011).
- 51) A. Kobayashi, Y. Suzumura, F. Piéchon, and G. Montambaux, Phys. Rev. B **84**, 075450 (2011).
- 52) Y. Hasegawa and K. Kishigi, J. Phys. Soc. Jpn. **80**, 054707 (2011).
- 53) G. Matsuno, Y. Omori, T. Eguchi, and A. Kobayashi, J. Phys. Soc. Jpn. **85**, 094710 (2016).
- 54) K. Kitayama, M. Mochizuki, Y. Tanaka, and M. Ogata, Phys. Rev. B **104**, 075127 (2021).
- 55) I. Sodemann and L. Fu, Phys. Rev. Lett. **115**, 216806 (2015).
- 56) T. Osada and A. Kiswandhi, J. Phys. Soc. Jpn. **90**, 053704 (2021).
- 57) R. Karplus and J. M. Luttinger, Phys. Rev. **95**, 1154 (1954).
- 58) See Supplemental Materials for details of the derivation of Eq. (5), momentum integrals, finite Γ calculations, and the estimation of spin magnetoelectricity due to Zeeman interaction.
- 59) Y. Fuseya, M. Ogata, and H. Fukuyama, J. Phys. Soc. Jpn. **81**, 093704 (2012).
- 60) Y. Fuseya, M. Ogata, and H. Fukuyama, J. Phys. Soc. Jpn. **83**, 074702 (2014).
- 61) H. Fukuyama, Prog. Theor. Phys. **42**, 1284 (1969).
- 62) Y. Suzumura and M. Ogata, J. Phys. Soc. Jpn. **90**, 044709 (2021).
- 63) D. Ohki, K. Yoshimi, and A. Kobayashi, Phys. Rev. B **102**, 235116 (2021), and arXiv:2220.05010.

Supplemental Materials for Anomalous Spin Transport Properties of Gapped Dirac Electrons with Tilting

Masao OGATA^{1,2*}, Soshun OZAKI¹, and Hiroyasu MATSUURA¹

¹*Department of Physics, University of Tokyo, Hongo, Bunkyo-ku, Tokyo 113-0033, Japan*

²*Trans-scale Quantum Science Institute, University of Tokyo, Hongo, Bunkyo-ku, Tokyo 113-0033, Japan*

1. Derivation of Eq. (5) in the main text

In general, the conductivity tensor is obtained by

$$\sigma_{\mu\nu} = \lim_{\omega \rightarrow 0} \frac{1}{i(\omega + i\delta)} \{ \tilde{\Phi}_{\mu\nu}(\omega) - \tilde{\Phi}_{\mu\nu}(0) \}, \quad (1)$$

for $\mu, \nu = x, y, z$, where $\tilde{\Phi}_{\mu\nu}(\omega)$ is the analytic continuation of

$$\Phi_{\mu\nu}(i\omega_\lambda) = \frac{1}{V} \int_0^\beta d\tau \langle j_\mu(\tau) j_\nu(0) \rangle e^{i\omega_\lambda \tau}, \quad (2)$$

with $i\omega_\lambda \rightarrow \hbar(\omega + i\delta)$. Here, V is the volume of the system in general ($V = L^2$ in two dimensions for the case of the main text), $\beta = 1/k_B T$, $\omega_\lambda = 2\pi\lambda k_B T$ is the Matsubara frequency for the external field with λ being an integer, and $j_\mu(\tau)$ is the μ -component of the electric current. With the periodic part of the Bloch wave function $u_{a,\mathbf{k}}(\mathbf{r})$ that satisfies

$$H_{\mathbf{k}} u_{a,\mathbf{k}}(\mathbf{r}) = \varepsilon_a(\mathbf{k}) u_{a,\mathbf{k}}(\mathbf{r}), \quad (3)$$

with $H_{\mathbf{k}} = e^{-i\mathbf{k}\cdot\mathbf{r}} H e^{i\mathbf{k}\cdot\mathbf{r}}$, the matrix element of the current operator between the band indices a and b becomes^{1,2)}

$$(j_\mu)_{ab} = \frac{e}{\hbar} \int u_{a,\mathbf{k}}^\dagger \frac{\partial H_{\mathbf{k}}}{\partial k_\mu} u_{b,\mathbf{k}} d\mathbf{r} = \frac{e}{\hbar} \langle a | \frac{\partial H_{\mathbf{k}}}{\partial k_\mu} | b \rangle \equiv \frac{e}{\hbar} (\gamma_\mu)_{ab}, \quad (4)$$

where $\langle a |$ and $| b \rangle$ are the abbreviations of $u_{a,\mathbf{k}}^\dagger$ and $u_{b,\mathbf{k}}$, respectively. Using the k_μ -derivative of eq. (3),

$$\left(\frac{\partial \varepsilon_a}{\partial k_\mu} - \frac{\partial H_{\mathbf{k}}}{\partial k_\mu} \right) | a \rangle + (\varepsilon_a - H_{\mathbf{k}}) | \partial_\mu a \rangle = 0, \quad (5)$$

with $| \partial_\mu a \rangle = \frac{\partial}{\partial k_\mu} u_{a,\mathbf{k}}$, we obtain

$$(\gamma_\mu)_{ab} = \frac{\partial \varepsilon_a}{\partial k_\mu} \delta_{ab} + (\varepsilon_b - \varepsilon_a) \langle a | \partial_\mu b \rangle. \quad (6)$$

*E-mail: ogata@phys.s.u-tokyo.ac.jp

The current–current correlation function (2) becomes

$$\Phi_{\mu\nu}(i\omega_\lambda) = -\frac{k_B T}{V} \sum_{n,k} \frac{e^2}{\hbar^2} \text{Tr} [\gamma_\mu \mathcal{G}_+ \gamma_\nu \mathcal{G}], \quad (7)$$

where vertex corrections have been neglected, and the trace (Tr) is taken over the band index including spin. The thermal Green’s function is band-index diagonal and has the form

$$\mathcal{G}_a(\mathbf{k}, \varepsilon_n) = \frac{1}{i\varepsilon_n - \varepsilon_a(\mathbf{k}) + \mu + i\Gamma \text{sign}(\varepsilon_n)}, \quad (8)$$

where $\varepsilon_n = (2n + 1)\pi k_B T$ is the fermion Matsubara frequency, and the relaxation rate Γ has been used by assuming the simple impurity scattering. In (7), we have used abbreviations $\mathcal{G}(\mathbf{k}, i\varepsilon_n) \rightarrow \mathcal{G}$ and $\mathcal{G}(\mathbf{k}, i\varepsilon_n + i\omega_\lambda) \rightarrow \mathcal{G}_+$. With the matrix element (6), Eq. (7) becomes

$$\Phi_{\mu\nu}(i\omega_\lambda) = -\frac{k_B T}{V} \sum_{n,k} \frac{e^2}{\hbar^2} \left[\sum_a \frac{\partial \varepsilon_a}{\partial k_\mu} \frac{\partial \varepsilon_a}{\partial k_\nu} \mathcal{G}_{a,+} \mathcal{G}_a - \sum_{a,b} (\varepsilon_a - \varepsilon_b)^2 \langle a | \partial_\mu b \rangle \langle b | \partial_\nu a \rangle \mathcal{G}_{b,+} \mathcal{G}_a \right], \quad (9)$$

where the summation over a contains spin. The first (second) term represents the intra- (inter-) band contribution. The summation over the Matsubara frequency can be taken in a standard way, and then the linear- ω term as in (1) is extracted. As a result, the conductivity becomes

$$\sigma_{\mu\nu} = -\frac{1}{V} \sum_k \frac{2e^2}{\hbar} \text{Re} \left[\sum_a \frac{\partial \varepsilon_a}{\partial k_\mu} \frac{\partial \varepsilon_a}{\partial k_\nu} C_{aa} - \sum_{a,b} (\varepsilon_a - \varepsilon_b)^2 \langle a | \partial_\mu b \rangle \langle b | \partial_\nu a \rangle C_{ba} \right], \quad (10)$$

with

$$C_{ba} := \int \frac{d\varepsilon}{2\pi} f(\varepsilon) \frac{\partial G_b^R}{\partial \varepsilon} (G_a^R - G_a^A), \quad (11)$$

where $f(\varepsilon) = \frac{1}{e^{\beta(\varepsilon-\mu)} + 1}$, the retarded Green’s function G_a^R is defined by $G_a^R = \frac{1}{\varepsilon - \varepsilon_a(\mathbf{k}) + i\Gamma}$, and the advanced Green’s function is $G_a^A = [G_a^R]^*$. Then, we assume that the relaxation rate Γ is sufficiently small to make the Γ^ℓ expansion with ℓ being an integer, and we obtain³⁾

$$C_{ba} = \begin{cases} -\frac{if(\varepsilon_a)}{4\Gamma^2} + \frac{f'(\varepsilon_a)}{4\Gamma} + \frac{if''(\varepsilon_a)}{8} + O(\Gamma^1), & \text{for } a = b, \\ \frac{if(\varepsilon_a)}{(\varepsilon_a - \varepsilon_b)^2} + O(\Gamma^1), & \text{for } a \neq b. \end{cases} \quad (12)$$

With this small Γ expansion, Eq. (10) becomes

$$\sigma_{\mu\nu} = -\frac{1}{V} \sum_k \frac{2e^2}{\hbar} \left[\sum_a \frac{f'(\varepsilon_a)}{4\Gamma} \frac{\partial \varepsilon_a}{\partial k_\mu} \frac{\partial \varepsilon_a}{\partial k_\nu} - \sum_{a,b} f(\varepsilon_a) \text{Im} \{ \langle \partial_\mu a | b \rangle \langle b | \partial_\nu a \rangle \} + O(\Gamma^1) \right], \quad (13)$$

where we have used the relation $\langle a | \partial_\mu b \rangle = -\langle \partial_\mu a | b \rangle$. The first term gives the Drude-type conductivity. The summation over b in the second term can be taken by using the completeness condition, which leads to

$$\frac{1}{V} \sum_{a,k} \frac{2e^2}{\hbar} f(\varepsilon_a) \text{Im} \langle \partial_\mu a | \partial_\nu a \rangle = -\frac{1}{V} \sum_{a,k} \frac{e^2}{\hbar} f(\varepsilon_a) \Omega_{a,\mu\nu}, \quad (14)$$

where $\Omega_{a,\mu\nu}$ is the Berry curvature for the band a , $\Omega_{a,\mu\nu} = i\{ \langle \partial_\mu a | \partial_\nu a \rangle - \langle \partial_\nu a | \partial_\mu a \rangle \}$. This is

the contribution obtained by Karplus–Luttinger⁴⁾ to discuss the anomalous Hall conductivity although the term “Berry curvature” was not known at that time. Alternatively, if we use the matrix element in (4), the second term can be rewritten as

$$\frac{1}{V} \sum_{a \neq b, k} \frac{2e^2}{\hbar} f(\epsilon_a) \text{Im} \frac{\langle a | \partial_\mu H | b \rangle \langle b | \partial_\nu H | a \rangle}{(\epsilon_a - \epsilon_b)^2}, \quad (15)$$

which is equivalent to the TKNN formula for the quantum Hall effect.⁵⁾ In the model considered in the main text, we have two bands with $\epsilon_a = E_\pm$. In this case, we obtain Eq. (5) in the main text.

2. Momentum integrals of σ_{SHE} and $\sigma_{\text{Syy}}^{(1)}$

We will show the calculation for the case of $\mu < -\Delta \sqrt{1-t^2}$. At $T = 0$, we have

$$\sigma_{\text{SHE}} = \sigma_{\text{Sxy}}^{(0)} = \frac{|e|\Delta}{8\pi^2\hbar} \sum_{\sigma_z} \iint dK_x dK_y \frac{1}{E_k^3} \theta(\mu + tK_x + E_k), \quad (16)$$

where $E_k = \sqrt{\Delta^2 + K_x^2 + K_y^2}$ and we have put $K_x = v\hbar k_x$ and $K_y = v\hbar k_y$. The K_y -integral yields

$$\begin{aligned} \sigma_{\text{SHE}} &= \frac{|e|\Delta}{8\pi^2\hbar} \sum_{\sigma_z} \int_{K_1}^{K_2} dK_x \frac{1}{A_{K_x}} \left[\frac{2}{|\mu + tK_x|} - \frac{1}{|\mu + tK_x| + A_{K_x}} - \frac{1}{|\mu + tK_x| - A_{K_x}} \right] \\ &+ \frac{|e|\Delta}{8\pi^2\hbar} \sum_{\sigma_z} \int_{-\infty}^{\infty} dK_x \frac{2}{\Delta^2 + K_x^2}, \end{aligned} \quad (17)$$

with

$$\begin{aligned} A_{K_x} &= \sqrt{(\mu + tK_x)^2 - \Delta^2 - K_x^2}, \\ K_1 &= \frac{t\mu}{1-t^2} - \frac{r_0}{\sqrt{1-t^2}}, \quad K_2 = \frac{t\mu}{1-t^2} + \frac{r_0}{\sqrt{1-t^2}}, \quad r_0 = \sqrt{\frac{\mu^2}{1-t^2} - \Delta^2}, \end{aligned} \quad (18)$$

where we have used the relation $K_x^2 + \Delta^2 = (\mu + tK_x)^2 - A_{K_x}^2$. The integrals in the first term can be carried out by using the change of the variable from K_x to θ as

$$\sin \theta = \frac{\sqrt{1-t^2}}{r_0} \left(K_x - \frac{t\mu}{1-t^2} \right), \quad (19)$$

and using the integral, $\int_{-\pi/2}^{\pi/2} d\theta / (a \cos \theta + b) = \pi \text{sign}(b) / \sqrt{b^2 - a^2}$ for $|b| > |a|$. Then, we obtain Eq. (7) in the main text. Note that in the case of $|\mu| < \Delta \sqrt{1-t^2}$, only the last term in (17) exists.

$\sigma_{\text{Syy}}^{(1)}$ can be calculated similarly. At $T = 0$, we have

$$\sigma_{\text{Syy}}^{(1)} = \frac{e^2 B v^2 \Delta}{16\pi^2 \Gamma} \sum_{\sigma_z, \pm} (\pm) \iint dK_x dK_y \frac{\delta(-tK_x \pm E_k - \mu)}{E_k^3}. \quad (20)$$

The K_y -integral leads to

$$\sigma_{Syy}^{(1)} = \frac{e^2 B v^2 \Delta}{8\pi^2 \Gamma} \sum_{\sigma_z} \int \frac{dK_x}{A_{K_x} |\mu + tK_x|^2} \text{sign}(\mu) \theta(|\mu| - \sqrt{1-t^2}\Delta). \quad (21)$$

Again, the K_x integral can be carried out by using (19) and $\int_{-\pi/2}^{\pi/2} d\theta / (a \cos \theta + b)^2 = \pi |b| / (b^2 - a^2)^{3/2}$, which gives Eq. (13) in the main text.

3. Finite Γ calculation

For the case of finite Γ , it is convenient to start from the matrix form of $\Phi_{\mu\nu}(i\omega_\lambda)$ in (7) and to use the explicit form of the thermal Green's function in the present Hamiltonian:

$$\mathcal{G}(\mathbf{k}, i\varepsilon_n) = \frac{i\varepsilon_n + tK_x + \mu + K_x \tau_x + K_y \tau_y + \sigma_z \Delta \tau_z}{(i\varepsilon_n + tK_x + \mu)^2 - E_k^2}. \quad (22)$$

Again, we have put $K_x = v\hbar k_x$ and $K_y = v\hbar k_y$. In the following, we consider the $t = 0$ case. Using the matrix form of current, $j_{Sx} = v\sigma_z \tau_x$ and $j_y = ev\tau_y$, taking the trace (Tr), and taking the linear order of $i\omega_\lambda$, we obtain

$$\sigma_{\text{SHE}} = \frac{2i|e|v^2\hbar\Delta}{L^2} \sum_{\mathbf{k}, \sigma_z} \int_{-\infty}^{\infty} \frac{d\varepsilon}{2\pi} f(\varepsilon) \left[\frac{1}{D_R^2} - 2i\Gamma \frac{\partial}{\partial \varepsilon} \left(\frac{1}{D_R D_A} \right) - \frac{1}{D_A^2} \right], \quad (23)$$

with $D_R = (\varepsilon + i\Gamma)^2 - E_k^2$ and $D_A = (\varepsilon - i\Gamma)^2 - E_k^2$. The K_x and K_y integrals lead to

$$\sigma_{\text{SHE}} = \frac{i|e|\Delta}{2\pi\hbar} \sum_{\sigma_z} \int_{-\infty}^{\infty} \frac{d\varepsilon}{2\pi} f(\varepsilon) \left[-\frac{1}{(\varepsilon + i\Gamma)^2 - \Delta^2} + \frac{1}{(\varepsilon - i\Gamma)^2 - \Delta^2} - i \frac{\partial}{\partial \varepsilon} \left\{ \frac{1}{\varepsilon} \left(\tan^{-1} \frac{\varepsilon + \Delta}{\Gamma} + \tan^{-1} \frac{\varepsilon - \Delta}{\Gamma} \right) \right\} \right]. \quad (24)$$

At $T = 0$, the ε -integral can be carried out, which yields

$$\begin{aligned} \sigma_{\text{SHE}} &= \frac{i|e|\Delta}{4\pi^2\hbar} \sum_{\sigma_z} \left[-\frac{1}{2\Delta} \ln \frac{(\mu + i\Gamma - \Delta)(\mu - i\Gamma + \Delta)}{(\mu + i\Gamma + \Delta)(\mu - i\Gamma - \Delta)} - \frac{i}{\mu} \left(\tan^{-1} \frac{\mu + \Delta}{\Gamma} + \tan^{-1} \frac{\mu - \Delta}{\Gamma} \right) \right] \\ &= \frac{|e|}{4\pi^2\hbar} \sum_{\sigma_z} \left[\left(1 + \frac{\Delta}{\mu} \right) \tan^{-1} \frac{\mu + \Delta}{\Gamma} - \left(1 - \frac{\Delta}{\mu} \right) \tan^{-1} \frac{\mu - \Delta}{\Gamma} \right]. \end{aligned} \quad (25)$$

In the first order of the magnetic field, we can use Fukuyama's formula⁶⁾ and its extension.³⁾ Using the matrix form of the thermal Green's function, we obtain

$$\sigma_{Sxx}^{(1)} = \sigma_{Syy}^{(1)} = \frac{4ie^2 B v^4 \hbar^2 \Gamma \Delta}{L^2} \sum_{\mathbf{k}, \sigma_z} \int_{-\infty}^{\infty} \frac{d\varepsilon}{2\pi} f'(\varepsilon) \left[\frac{1}{D_R D_A^2} - \frac{1}{D_R^2 D_A} \right]. \quad (26)$$

At $T = 0$, the K_x and K_y integrals lead to

$$\sigma_{Sxx}^{(1)} = \sigma_{Syy}^{(1)} = \frac{e^2 B v^2 \Delta}{4\pi^2 \mu^2 \Gamma} \left[\tan^{-1} \frac{\mu + \Delta}{\Gamma} + \tan^{-1} \frac{\mu - \Delta}{\Gamma} + 2\text{Re} \frac{\mu \Gamma}{(\mu + i\Gamma)^2 - \Delta^2} \right]. \quad (27)$$

If we make the $1/\Gamma$ expansion of (27), we obtain

$$\sigma_{Sxx}^{(1)} = \sigma_{Syy}^{(1)} = \frac{e^2 B v^2 \Delta}{4\pi\mu^2\Gamma} \theta(|\mu| - \Delta) \text{sign}\mu + O(\Gamma^1), \quad (28)$$

which coincides with Eq. (13) in the main text at $t = 0$.

4. Spin magnetoconductivity due to Zeeman interaction

To estimate the order of magnitude, we consider the case with $t = 0$. The conventional diagonal conductivity is given by

$$\sigma_{xx} = -\frac{e^2}{\hbar L^2} \sum_{k, \sigma_z, \pm} \frac{f'(\pm E_k)}{2\Gamma} \left(\frac{\partial E_k}{\partial k_x} \right)^2. \quad (29)$$

When we take into account the Zeeman interaction, we can find its contribution to the spin conductivity as

$$\begin{aligned} \sigma_{Sxx}^{\text{Zeeman}} &= \frac{|e|}{\hbar L^2} \sum_{k, \sigma_z, \pm} \sigma_z \frac{f'(\pm E_k + \frac{|e|\hbar\sigma_z B}{2m})}{2\Gamma} \left(\frac{\partial E_k}{\partial k_x} \right)^2 \\ &= \frac{e^2 B}{2mL^2} \sum_{k, \sigma_z, \pm} \frac{f''(\pm E_k)}{2\Gamma} \left(\frac{\partial E_k}{\partial k_x} \right)^2 + O(B^2). \end{aligned} \quad (30)$$

At $T = 0$, $f''(\pm E_k) = -\delta'(\pm E_k - \mu)$, and we obtain

$$\sigma_{Sxx}^{\text{Zeeman}} = \frac{e^2 B}{8\pi m \Gamma} \left(1 + \frac{\Delta^2}{\mu^2} \right) \theta(|\mu| - \Delta) + O(B^2). \quad (31)$$

At $\mu \sim \Delta$, this is smaller by a factor of Δ/mv^2 than the Berry curvature contribution of Eq. (13) in the main text. The effective mass in the gapped Dirac electron is $m^* = \Delta/v^2 = 0.013m$ in the present parameters ($\Delta = 1.7$ meV and $v = 1.2 \times 10^5$ m/s). Thus, the ratio is $\Delta/mv^2 = m^*/m = 0.013$.

References

- 1) A. H. Wilson, *The Theory of Metals* (Cambridge University Press, Cambridge, U.K., 1953) Chap. 2.
- 2) M. Ogata and H. Fukuyama, J. Phys. Soc. Jpn. **84**, 124708 (2015).
- 3) V. Könye and M. Ogata, Phys. Rev. Research **3**, 033076 (2021).
- 4) R. Karplus and J. M. Luttinger, Phys. Rev. **95**, 1154 (1954).
- 5) D. J. Thouless, M. Kohmoto, M. P. Nightingale, and M. den Nijs, Phys. Rev. Lett. **49**, 405 (1982).
- 6) H. Fukuyama, Prog. Theor. Phys. **42**, 1284 (1969).