

The Curvature Effect in Gaussian Random Fields

Alexandre L. M. Levada*

Computing Department, Federal University of São Carlos, São Carlos, SP, Brazil

(Dated: February 1, 2022)

Random field models are mathematical structures used in the study of stochastic complex systems. In this paper, we compute the shape operator of Gaussian random field manifolds using the first and second fundamental forms (Fisher information matrices). Using Markov Chain Monte Carlo techniques, we simulate the dynamics of these random fields and compute the Gaussian curvature of the parametric space, analyzing how this quantity changes along phase transitions. During the simulation, we have observed an unexpected phenomenon that we called the *curvature effect*, which indicates that a highly asymmetric geometric deformation happens in the underlying parametric space when there are significant increase/decrease in the system's entropy. This asymmetric pattern relates to the emergence of hysteresis, leading to an intrinsic arrow of time along the dynamics.

The dynamics of stochastic complex systems has recently garnered a lot of interest in the physics literature [1, 2], directly contributing to the solution of several problems in social [3], biological [4] and economic [5] sciences. A relevant aspect concerns the prediction of phase transitions in a quantitative way by means of an objective mathematical criterion [6, 7]. In this letter, we compute intrinsic geometric properties from the underlying parametric space of random fields composed by Gaussian variables [8] and study how these quantities change along phase transitions.

Geometrodynamics is a research field whose main goal is to characterize and describe physical phenomena completely in terms of geometry [9], in an attempt to unify the fundamental forces and reformulate general relativity in terms of metric tensors of Riemannian manifolds [10]. These issues have been investigated by several physicists and remain an active field in the 21st century, as a mathematical tool for the unification of gravitation [11], quantum mechanics [12] and in the study of particle systems [13]. Information geometry a research field that combines information theory and Riemannian geometry to study intrinsic geometric properties of parametric spaces associated with random variables [14–16]. Inspired by these ideas, our study can be thought as an experimental attempt measure how the variation of the curvature in the underlying manifold (parametric space) of random field models is related to variations in system's entropy.

At the beginning of the dynamics, the inverse temperature parameter is zero, and the random field model degenerates to a regular Gaussian distribution (independent random variables). In this situation, the parametric space exhibit constant negative curvature (hyperbolic geometry) [17]. The idea is to analyze how the emergence of a spatial dependence structure along time leads to irreversible geometric transformations in the parametric space. The obtained results show the existence of the *curvature effect*, which can be described as: the variations of the Gaussian curvature when the system moves towards higher entropy states is different from the variations of the Gaussian curvature when the system moves

towards lower entropy states, which induces the emergence of an intrinsic arrow of time as a natural one-way direction of evolution. The main objective of this scientific investigation is to propose an information-geometric framework to understand and characterize the dynamics of random fields defined on 2D lattices.

We assume some simplifying hypothesis: first, the random field is Markovian (conditional independence principle). Second, the model is isotropic in the sense that the inverse temperature parameter, which control the spatial dependence structure, is spatially invariant and constant for all orientations in space. Last, but not least, we deal with a pairwise interaction model, which means that we allow only binary relationships. In summary, we consider a pairwise isotropic Gaussian-Markov random field to model the interaction between spatially dependent Gaussian random variables organized in a 2D lattice. The degree of interaction is quantified by a single coupling parameter, also known as the inverse temperature. With this model, it is possible to derive closed-form expressions for several expected values, which allows the exact computation of information-theoretic measures, such as Fisher information and entropy. Due to the Hammersley-Clifford theorem [18], we avoid the joint Gibbs distribution by defining a pairwise isotropic GMRF model through the set of local conditional density functions:

$$p(x_i | \eta_i, \theta) = \frac{1}{\sqrt{2\pi\sigma^2}} \exp \left\{ -\frac{1}{2\sigma^2} \left[x_i - \mu - \beta \sum_{j \in \eta_i} (x_j - \mu) \right]^2 \right\} \quad (1)$$

where η_i denotes the second-order neighborhood system of x_i , $\theta = (\mu, \sigma^2, \beta)$ denotes the vector of model parameters, where β is the inverse temperature, which encodes the spatial dependence between the variables in the field.

Let M be the underlying parametric space of our random field model. Then, M is equipped with two fundamental forms. The first fundamental form (first-order Fisher information matrix), denoted by I , is the metric tensor, which allows the computation of inner products in the tangent planes. The second fundamental form (second-order Fisher information matrix), denoted by II ,

is composed by second order derivatives and quantifies how the manifold moves away from the tangent space at a given point. The shape operator of M , denoted by $P = -(II)(I)^{-1}$, encodes information about the curvature of the manifold, being a powerful mathematical tool for geometric analysis [19]. It has been shown that: 1) the Gaussian curvature, K , is the determinant of the shape operator P ; 2) the mean curvature, H , is the trace of the shape operator P ; and 3) the principal curvatures are the eigenvalues of the shape operator P . According to our mathematical derivations, the first-order Fisher in-

formation matrix (first fundamental form) of a pairwise isotropic GMRF is given by (for the complete mathematical derivation, please check [20]):

$$I(\vec{\theta}) = \begin{pmatrix} A & 0 & 0 \\ 0 & B & D \\ 0 & D & C \end{pmatrix} \quad (2)$$

where

$$A = \frac{(1 - \beta\Delta)^2}{\sigma^2} \left[1 - \frac{1}{\sigma^2} \left(2\beta \sum_{j \in \eta_i} \sigma_{ij} - \beta^2 \sum_{j \in \eta_i} \sum_{k \in \eta_i} \sigma_{jk} \right) \right] \quad (3)$$

$$B = \frac{1}{2\sigma^4} - \frac{1}{\sigma^6} \left[2\beta \sum_{j \in \eta_i} \sigma_{ij} - \beta^2 \sum_{j \in \eta_i} \sum_{k \in \eta_i} \sigma_{jk} \right] \quad (4)$$

$$+ \frac{1}{\sigma^8} \left[3\beta^2 \sum_{j \in \eta_i} \sum_{k \in \eta_i} \sigma_{ij} \sigma_{ik} - \beta^3 \sum_{j \in \eta_i} \sum_{k \in \eta_i} \sum_{l \in \eta_i} (\sigma_{ij} \sigma_{kl} + \sigma_{ik} \sigma_{jl} + \sigma_{il} \sigma_{jk}) \right. \\ \left. + \beta^4 \sum_{j \in \eta_i} \sum_{k \in \eta_i} \sum_{l \in \eta_i} \sum_{m \in \eta_i} (\sigma_{jk} \sigma_{lm} + \sigma_{jl} \sigma_{km} + \sigma_{jm} \sigma_{kl}) \right]$$

$$C = \frac{1}{\sigma^2} \sum_{j \in \eta_i} \sum_{k \in \eta_i} \sigma_{jk} + \frac{1}{\sigma^4} \left[2 \sum_{j \in \eta_i} \sum_{k \in \eta_i} \sigma_{ij} \sigma_{ik} - 2\beta \sum_{j \in \eta_i} \sum_{k \in \eta_i} \sum_{l \in \eta_i} (\sigma_{ij} \sigma_{kl} + \sigma_{ik} \sigma_{jl} + \sigma_{il} \sigma_{jk}) \right. \\ \left. + \beta^2 \sum_{j \in \eta_i} \sum_{k \in \eta_i} \sum_{l \in \eta_i} \sum_{m \in \eta_i} (\sigma_{jk} \sigma_{lm} + \sigma_{jl} \sigma_{km} + \sigma_{jm} \sigma_{kl}) \right] \quad (5)$$

$$D = \frac{1}{\sigma^4} \left[\sum_{j \in \eta_i} \sigma_{ij} - \beta \sum_{j \in \eta_i} \sum_{k \in \eta_i} \sigma_{jk} \right] \quad (6) \\ - \frac{1}{2\sigma^6} \left[6\beta \sum_{j \in \eta_i} \sum_{k \in \eta_i} \sigma_{ij} \sigma_{ik} - 3\beta^2 \sum_{j \in \eta_i} \sum_{k \in \eta_i} \sum_{l \in \eta_i} (\sigma_{ij} \sigma_{kl} + \sigma_{ik} \sigma_{jl} + \sigma_{il} \sigma_{jk}) \right. \\ \left. + \beta^3 \sum_{j \in \eta_i} \sum_{k \in \eta_i} \sum_{l \in \eta_i} \sum_{m \in \eta_i} (\sigma_{jk} \sigma_{lm} + \sigma_{jl} \sigma_{km} + \sigma_{jm} \sigma_{kl}) \right]$$

Similarly, the second-order Fisher information matrix (second fundamental form) is given by:

$$II(\vec{\theta}) = \begin{pmatrix} K & 0 & 0 \\ 0 & L & N \\ 0 & N & M \end{pmatrix} \quad (7)$$

where

$$K = \frac{1}{\sigma^2} (1 - \beta\Delta)^2 \quad (8)$$

$$L = \frac{1}{2\sigma^4} - \frac{1}{\sigma^6} \left[2\beta \sum_{j \in \eta_i} \sigma_{ij} - \beta^2 \sum_{j \in \eta_i} \sum_{k \in \eta_i} \sigma_{jk} \right] \quad (9)$$

$$M = \frac{1}{\sigma^2} \sum_{j \in \eta_i} \sum_{k \in \eta_i} \sigma_{jk} \quad (10)$$

$$N = \frac{1}{\sigma^4} \left[\sum_{j \in \eta_i} \sigma_{ij} - \beta \sum_{j \in \eta_i} \sum_{k \in \eta_i} \sigma_{jk} \right] \quad (11)$$

Note that the elements of I and II are functions of the variance and the covariances between the variables x_i and x_j in the random field belonging to the same second-order neighborhood system η_i , where $\Delta = 8$.

Entropy is one of the most ubiquitous concepts in science, with applications in a large number of research fields. The entropy of a pairwise isotropic GMRF is:

$$\begin{aligned} H_\beta(\vec{\theta}) &= -E \left[\log p \left(x_i | \eta_i, \vec{\theta} \right) \right] \\ &= \frac{1}{2} \left[\log (2\pi\sigma^2) + 1 \right] \\ &\quad - \frac{1}{\sigma^2} \left[\beta \sum_{j \in \eta_i} \sigma_{ij} - \frac{\beta^2}{2} \sum_{j \in \eta_i} \sum_{k \in \eta_i} \sigma_{jk} \right] \\ &= H_G(\vec{\theta}) - \beta\sigma^2 N - \beta^2 \frac{M}{2} \end{aligned} \quad (12)$$

where $H_G(\vec{\theta})$ denotes the entropy of a Gaussian random variable and M and N are the components of the second fundamental form. Note that, as expected, for $\beta = 0$, we have $H_\beta(\vec{\theta}) = H_G(\vec{\theta})$.

In order to perform computational simulations, we employed the Metropolis-Hastings algorithm. A full cycle of the dynamics is composed by 1000 iterations of the Markov-Chain Monte Carlo simulation: the inverse temperature parameter β is initialized with zero, and at the end of each iteration we perform an infinitesimal displacement with β being incremented by $\Delta\beta = 0.0006$, up to the 500th iteration. In the second half of the cycle, at the end of each iteration, β is decremented by $\Delta\beta = 0.0006$, until it reaches zero once again. The parameters μ and σ^2 are estimated by the sample mean and sample variance. Figure 1 shows some outcomes of the random field during the evolution of the system.

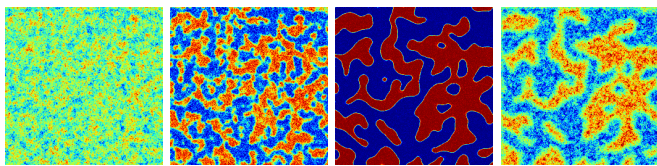


FIG. 1. Outcomes of the random field model along the MCMC dynamics.

During the first half of the dynamics, the entropy is increasing and the sign of the Gaussian curvature changes from negative to positive, whereas in the second half, the entropy decreases by the same amount and the sign of the Gaussian curvature changes from positive to negative. However, it is worth to mention that the obtained results show a non-intuitive phenomenon, named here as the *curvature effect*. Basically, the variation of the Gaussian curvature is not symmetric during the dynamics. In the first phase transition, where the system's entropy drastically increases up to the maximum value, the

curvature is smaller than that observed in the second phase transition, where the system's entropy drastically decreases down to the minimum value, even knowing that the variations in entropy are exactly the same. In other words, the amount of curvature necessary to bend and stretch/shrink the parametric space when moving towards lower entropy states is significantly higher than that necessary to bend and stretch/shrink the parametric space when moving towards higher entropy states. Figure 2 illustrates the *curvature effect* as an asymmetric pattern of evolution of the Gaussian curvature along the random field dynamics.

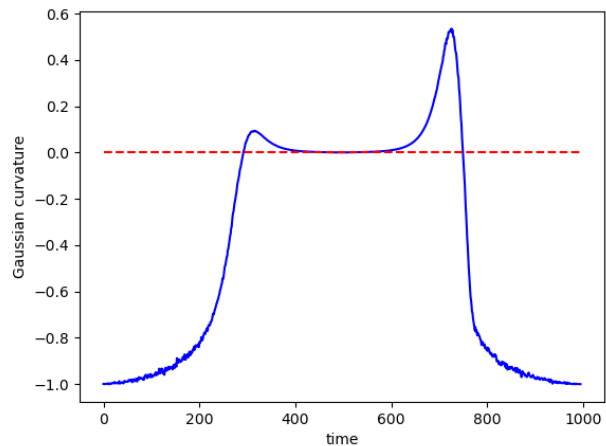


FIG. 2. Evolution of the Gaussian curvature along a full cycle of the MCMC simulation with the Gaussian random field model.

It has been shown in differential geometry that the mean curvature is the summation of the principal curvatures and the Gaussian curvature is the product of the principal curvatures [19]. Figure 3 illustrates the variation of the mean curvature along the dynamics. Note that its variation is also highly asymmetric, indicating that, geometrically, the process of increasing entropy is significantly different from the process of decreasing entropy.

Figure 4 shows that the system's entropy increases in the first half of the dynamics and decreases by the same amount in the second half. It is possible to observe from the curves that the points of change in the sign of the Gaussian curvature coincides with the point in which the system's entropy has an abrupt change in its behavior.

Figure 5 shows how the system's entropy change as a function of the Gaussian curvature along a full cycle of the MCMC dynamics. The resulting behavior resembles a mathematical model of hysteresis, which underlies a large number of phase transitions in physical models [21, 22]. The resulting pattern indicates that, due to the *curvature effect*, the path from A (low entropy state) to

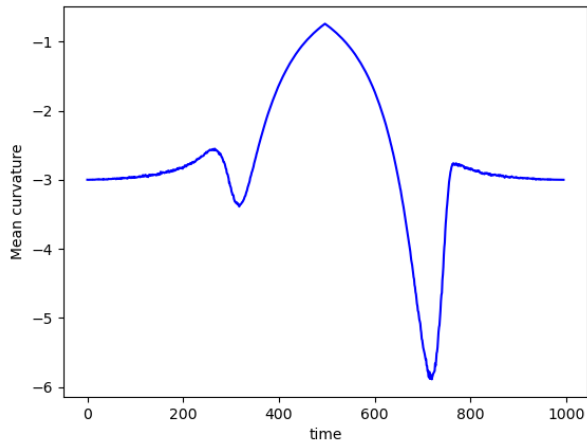


FIG. 3. Evolution of the mean curvature along a full cycle of the MCMC dynamics with the random field model.

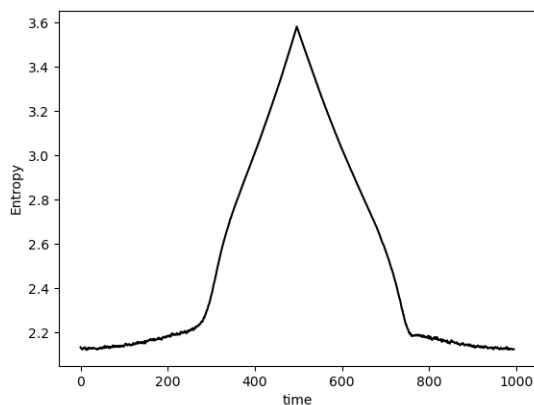


FIG. 4. Evolution of the system's entropy along a full cycle of the MCMC dynamics with the Gaussian random field model.

B (high entropy state) is significantly smaller than the path from B to A, suggesting that the deformations in the parametric space needed to reduce the system's entropy by ΔH are greater than those needed to increase the system's entropy by the same ΔH .

Note that this behavior induces a natural orientation to the process of, from a low entropy state, bringing the random field to a high entropy state and back, which can be considered an intrinsic arrow of time, represented by the variation of the curvature in the parametric space caused by changes in the inverse temperature parameter.

Future works may include a deeper study about the relationship between curvature and the geodesic distances between two random fields operating in different regimes, as a way to provide an intrinsic similarity measure. We

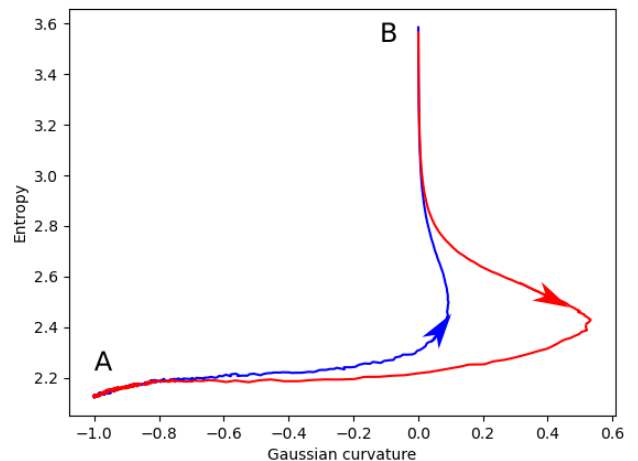


FIG. 5. The amount of stretching/shrinking the parametric space of Gaussian random fields suffers when it bends depends whether the entropy is increasing or decreasing, resembling a mathematical model of hysteresis.

also intend to investigate techniques for the estimation of the inverse temperature parameter in order to simulate a situation in which we do not have direct access to the real inverse temperature value. Furthermore, we intend to study the curvature effect in other random field models, such as the classic Ising model and the q-state Potts models.

The intrinsic geometric structure of independent random variables has been extensively studied in information geometry. However, little is known about the geometry of complex systems modeled by random fields, where the inverse temperature parameter induces a spatial dependence structure. In this letter, we investigated how the variation of this parameter is related to the variation of the curvature of the manifolds of Gaussian random fields. The obtained results show that the variations in the mean and Gaussian curvatures are highly asymmetric, suggesting that the parametric space suffers a series of irreversible geometric deformations along the dynamics. Our geometric analysis has shown an unreported phenomenon: the *curvature effect*, which suggests that the deformations in the parametric space are more prominent during a decrease of the system's entropy than during an increase of the system's entropy, suggesting the emergence of an intrinsic arrow of time in the system's dynamics. For the interested readers, the Python source code with the computational implementation of the numerical simulations are available at: https://github.com/alexandrelevada/Curvature_GMRF.

This study was financed in part by the Coordenação de Aperfeiçoamento de Pessoal de Nível Superior - Brasil (CAPES) - Finance Code 001

-
- * alexandre.levada@ufscar.br
- [1] Y. Bar-yam, *Dynamics of Complex Systems* (CRC Press, Massachusetts, 1999).
- [2] P. Sibani and H. J. Jensen, *Stochastic Dynamics of Complex Systems: From Glasses to Evolution* (Imperial College Press, London, 2013).
- [3] F. Baumann, P. Lorenz-Spreen, I. M. Sokolov, and M. Starnini, Modeling echo chambers and polarization dynamics in social networks, *Phys. Rev. Lett.* **124**, 048301 (2020).
- [4] W. G.W. and E. S.R., Remote homology search with hidden potts models, *PLoS Computational Biology* **16**, 1 (2020).
- [5] L. Onural, M. Pinar, and C. Firtina, Modeling economic activities and random catastrophic failures of financial networks via gibbs random fields, *Computational Economics* **58**, 203 (2021).
- [6] H. Barghathi and T. Vojta, Random fields at a nonequilibrium phase transition, *Phys. Rev. Lett.* **109**, 170603 (2012).
- [7] N. G. Fytas, V. Martín-Mayor, M. Picco, and N. Surlas, Phase transitions in disordered systems: The example of the random-field ising model in four dimensions, *Phys. Rev. Lett.* **116**, 227201 (2016).
- [8] D. T. Hristopulos, Gaussian random fields, in *Random Fields for Spatial Data Modeling: A Primer for Scientists and Engineers* (Springer Netherlands, Dordrecht, 2020) pp. 245–307.
- [9] J. A. Wheeler, On the nature of quantum geometrodynamics, *Annals of Physics* **2**, 604 (1957).
- [10] D. Sharp, Variational principle for geometrodynamics, *Phys. Rev. Lett.* **3**, 108 (1959).
- [11] M. A. Scheel and K. S. Thorne, Geometrodynamics: the nonlinear dynamics of curved spacetime, *Physics-Uspekhi* **57**, 342 (2014).
- [12] I. Ita, Eyo Eyo, C. Soo, and H.-L. Yu, Intrinsic time quantum geometrodynamics, *Progress of Theoretical and Experimental Physics* **2015**, 083E01 (2015).
- [13] K. Y. Bliokh, A. Niv, V. Kleiner, and E. Hasman, Geometrodynamics of spinning light, *Nature Photon* **2**, 748 (2015).
- [14] S. Amari and H. Nagaoka, *Methods of Information Geometry* (American Mathematical Society, Oxford, 2000).
- [15] B. R. Frieden, *Science from Fisher Information* (Cambridge University Press, Cambridge, 2004).
- [16] F. Nielsen, The many faces of information geometry, *Notices of the American Mathematical Society* **69**, 36 (2022).
- [17] K. Arwini and C. T. J. Dodson, *Information Geometry: Near Randomness and Near Independence* (Springer, Berlin, 2008).
- [18] J. M. Hammersley and P. Clifford, Markov field on finite graphs and lattices (preprint) (1971).
- [19] M. P. do Carmo, *Differential Geometry of Curves and Surfaces*, 2nd ed. (Dover Publications Inc., New York, 2017).
- [20] A. L. M. Levada, On the curvatures of gaussian random field manifolds (2021), arXiv:2109.09204 [cs.IT].
- [21] M. Müller and A. Silva, Instanton analysis of hysteresis in the three-dimensional random-field ising model, *Phys. Rev. Lett.* **96**, 117202 (2006).
- [22] B. Q. Lv, A. Zong, D. Wu, A. V. Rozhkov, B. V. Fine, S.-D. Chen, M. Hashimoto, D.-H. Lu, M. Li, Y.-B. Huang, J. P. C. Ruff, D. A. Walko, Z. H. Chen, I. Hwang, Y. Su, X. Shen, X. Wang, F. Han, H. C. Po, Y. Wang, P. Jarillo-Herrero, X. Wang, H. Zhou, C.-J. Sun, H. Wen, Z.-X. Shen, N. L. Wang, and N. Gedik, Unconventional hysteretic transition in a charge density wave, *Phys. Rev. Lett.* **128**, 036401 (2022).