

User Pairing and Outage Analysis in Multi-Carrier NOMA-THz Networks

Sadeq Bani Melhem, *Student Member, IEEE* and Hina Tabassum, *Senior Member, IEEE*

Abstract—This paper provides a comprehensive framework to analyze the performance of non-orthogonal multiple access (NOMA) in the downlink transmission of a single-carrier and multi-carrier terahertz (THz) network. Specifically, we first develop a novel user pairing scheme for the THz-NOMA network which ensures the performance gains of NOMA over orthogonal multiple access (OMA) for each individual user in the NOMA pair and adapts according to the molecular absorption. Then, we characterize novel outage probability expressions considering a single-carrier and multi-carrier THz-NOMA network in the presence of various user pairing schemes, Nakagami- m channel fading, and molecular absorption noise. We propose a moment-generating-function (MGF) based approach to analyze the outage probability of users in a multi-carrier THz network. Furthermore, for negligible thermal noise, we provide simplified single-integral expressions to compute the outage probability in a multi-carrier network. Numerical results demonstrate the performance of the proposed user-pairing scheme and validate the accuracy of the derived expressions.

Index Terms—THz, NOMA, user-pairing, multi-carrier, outage probability, molecular absorption.

I. INTRODUCTION

Fueled by the emergence of machine-type communications in a variety of wireless applications, the provisioning of massive connectivity becomes instrumental. On the other hand, accommodating trillions of devices within the extremely congested and limited sub-6GHz spectrum is becoming challenging. In this context, shifting to higher frequency terahertz (THz) communication is under consideration to obtain the data rates in the order of hundreds of Gbps [1]. Also, non-orthogonal multiple access (NOMA) is becoming popular to support multiple users in the same frequency and time while leveraging on efficient interference cancellation mechanisms.

To date, most of the research focuses on analyzing the outage probabilities (OPs) of users in a *single-carrier sub-6GHz* NOMA network [2]–[4]. An exception is [5] where the authors considered the OP analysis for multi-carrier NOMA in sub-6GHz or radio frequency (RF) networks. The derived expressions rely on approximations and are in the form of Fox H's function. Nevertheless, the performance of NOMA in THz networks is not well-understood neither in single-carrier nor in multi-carrier set-up. Different from RF, the THz transmissions are susceptible to unique challenges such as *molecular absorption noise*¹, *molecular absorption* at different frequencies leading to serious path-loss peaks, and a sophisticated *Beer's Lambert law-based channel* model.

S. B. Melhem and H. Tabassum are with the York University, Canada (e-mail: sadeq@yorku.ca and hina@eecs.yorku.ca). This work is supported by the Discovery Grant from the Natural Sciences and Engineering Research Council of Canada.

¹Molecular absorption noise causes signal loss as the electromagnetic (EM) energy gets partially transformed into internal energy of the molecules.

Recently, a handful of research works considered analyzing the performance of NOMA in THz networks. In [6], the authors optimized the transmission powers to maximize energy efficiency in a single carrier THz network. The authors in [7] present an energy-efficient cooperative NOMA strategy for multi-user indoor multi-input-single-output (MISO) THz network that assures the minimum required rate for cell-edge users. Lately, preliminary research demonstrated the gains of NOMA over orthogonal multiple access (OMA) in THz networks using computer simulations [8]. The authors considered a single THz channel, no fading, random user pairing, and the molecular absorption model was limited to 250 - 450 GHz. In [9], the authors optimized power allocation, user clustering, and hybrid precoding to maximize energy efficiency in a THz-NOMA system. In [10], the authors considered maximizing the network sum-rate while optimizing the beamforming weights, sub-array selection, power allocation, and sub-band assignment in a THz-NOMA network subject to the user's quality of service (QoS) requirements.

To the best of our knowledge, there is no research work that provides a comprehensive framework for the OP analysis of users in a *single-carrier and multi-carrier THz-NOMA* network and/or develops a low-complexity *user pairing scheme* for the THz-NOMA network with a guaranteed gain over OMA for each individual user. It is also noteworthy that analyzing the performance of multi-carrier NOMA in RF networks is straight-forward as all sub-channels experience identical channel statistics. However, in THz networks, each sub-channel experiences a different molecular absorption indicated by its molecular absorption coefficient. Thus the channel statistics on each sub-channel are non-identical. Furthermore, the mathematical structure of the channel propagation model based on Beer's-Lambert law adds to the challenge. Subsequently, characterizing OP expressions in a multi-carrier THz-NOMA network is challenging. In the sequel, the main contributions of this paper include:

- We develop a novel low-complexity user pairing scheme in a THz-NOMA network. The proposed scheme ensures NOMA outperform OMA for each individual user in the NOMA pair and adapts according to the molecular absorption.
- We characterize the exact outage expressions in a single-carrier and multi-carrier THz-NOMA network considering Nakagami- m fading to capture the line-of-sight feature of THz transmissions, and molecular absorption noise. Our expressions can be customized for *various user-pairing schemes* and are applicable to the *entire THz frequency range*.
- For multi-carrier THz-NOMA network, we propose a moment-generating-function (MGF)-based exact approach and derive simplified single integral expressions to compute the OP, as opposed to Fox-H's based expressions in [5].
- Our numerical results validate the accuracy of our derived

expressions and demonstrate the performance of the proposed user-pairing scheme compared to the conventional random pairing and nearest-farthest schemes.

II. SYSTEM MODEL AND ASSUMPTIONS

We consider the downlink NOMA transmission of a single-antenna access point (AP) operating at THz frequency. We consider two users² in each NOMA cluster that are located at distances d_1 and d_2 from the AP such that $d_1 < d_2$. The users located at d_1 and d_2 are referred to as user 1 (U_1) and user 2 (U_2), respectively.

1) *Channel Model*: The line-of-sight (LoS) channel power between the AP and user i is formulated as follows [12]:

$$|h_L(d_i)|^2 = \left(\frac{c}{4\pi f d_i} \right)^2 e^{-k(f)d_i} = \zeta d_i^{-2} e^{-k(f)d_i}, \quad (1)$$

where the molecular absorption coefficient $k(f)$ is defined as:

$$k(f) = \sum_{(i,g)} \frac{p^2 T_{sp} q^{(i,g)} N_A S^{(i,g)} f \tanh\left(\frac{hcf}{2k_b T}\right)}{p_0 V T^2 f_c^{(i,g)} \tanh\left(\frac{hcf_c^{(i,g)}}{2k_b T}\right)} F^{(i,g)}(f), \quad (2)$$

where p and p_0 indicate the ambient pressure of the transmission medium and the reference pressure, respectively, T is the temperature of the transmission medium, T_{sp} denotes the temperature at standard pressure, $q^{(i,g)}$ indicates the mixing ratio of the isotopologue i of gas g , N_A refers to the Avogadro number, and V is the gas constant. The line intensity $S^{(i,g)}$ defines the strength of the absorption by a specific type of molecules and is directly obtained from the HITRAN database [13]. In addition, f and $f_c^{(i,g)}$ denote the THz frequency and the resonant frequency of gas g , respectively, c is the speed of light, h is the Planck's constant, and k_b is the Boltzmann constant. For the frequency band f , we consider the Van Vleck-Weisskopf asymmetric line shape to evaluate:

$$F^{(i,g)}(f) = \frac{100 c \alpha^{(i,g)} f}{\pi f_c^{(i,g)}} \left(\frac{1}{Y^2 + (\alpha^{(i,g)})^2} + \frac{1}{Z^2 + (\alpha^{(i,g)})^2} \right),$$

where $Y = f + f_c^{(i,g)}$ and $Z = f - f_c^{(i,g)}$, and the Lorentz half-width is given as follows:

$$\alpha^{(i,g)} = \left(\left(1 - q^{(i,g)}\right) \alpha_{\text{air}}^{(i,g)} + q^{(i,g)} \alpha_0^{(i,g)} \right) \left(\frac{p}{p_0} \right) \left(\frac{T_0}{T} \right)^\gamma,$$

where T_0 indicates the reference temperature, the parameters air half-widths, $\alpha_{\text{air}}^{(i,g)}$, self-broadened half-widths, $\alpha_0^{(i,g)}$, and temperature broadening coefficient, γ , are obtained directly from the HITRAN database [13]. The resonant frequency of gas g at reference pressure p_0 is determined as $f_c^{(i,g)} = f_{c_0}^{(i,g)} + \delta^{(i,g)} \left(\frac{p}{p_0} \right)$, where $\delta^{(i,g)}$ is the linear pressure shift [14].

2) *SINR - NOMA Model*: The signal-to-interference-plus-noise ratio (SINR) of U_1 and U_2 with perfect successive-interference cancellation are modeled, respectively, as follows:

$$\text{SINR}_1^{(\text{noma})} = \frac{a_1 G_t G_r P |h_L(d_1)|^2 \chi_1}{N_1^{(\text{noma})}}, \quad (3)$$

²Our framework can be generalized for multiple users by making multiple two-user NOMA pairs in orthogonal time/frequency resource blocks. However, the consideration of other NOMA pairs would not effect the performance of users in a specific NOMA pair. Two-user NOMA has been standardized as Multi-user Superposition Transmission (MUST) in 3GPP [11].

$$\text{SINR}_2^{(\text{noma})} = \frac{a_2 G_t G_r P |h_L(d_2)|^2 \chi_2}{a_1 G_t G_r P |h_L(d_2)|^2 \chi_2 + N_2^{(\text{noma})}}, \quad (4)$$

where χ is Nakagami- m fading channel, and G_t and G_r are the directional antenna gains of AP and users, respectively. Beam alignment strategies are assumed that align the main lobes of the users and the THz AP. The noise at the receivers of U_1 and U_2 comprises of thermal noise N_0 and molecular absorption noise as defined, respectively, below:

$$N_1^{(\text{noma})} = N_0 + a_1 G_t G_r \zeta P d_1^{-2} (1 - e^{-k(f)d_1}) \chi_1, \quad (5)$$

$$\begin{aligned} N_2^{(\text{noma})} &= N_0 + (a_1 + a_2) G_t G_r \zeta P d_2^{-2} (1 - e^{-k(f)d_2}) \chi_2, \\ &= N_0 + G_t G_r \zeta P d_2^{-2} (1 - e^{-k(f)d_2}) \chi_2, \end{aligned} \quad (6)$$

where a_1 and a_2 depict the fraction of the AP transmit power allocated for U_1 and U_2 , respectively, such that $a_1 + a_2 = 1$. Also, P denotes the total transmit power budget of the AP. The spectral efficiency of U_1 and U_2 (in bps/Hz) is computed for a duration of time \hat{T} as follows:

$$C_i^{(\text{noma})} = \hat{T} \log_2(1 + \text{SINR}_i^{(\text{noma})}), \quad \forall i = \{1, 2\}.$$

3) *SINR - OMA Model*: The SINR for U_1 and U_2 in OMA, where each user receives its transmission for a predefined duration of $\hat{T}/2$, is modeled as follows:

$$\text{SINR}_i^{(\text{oma})} = \frac{G_t G_r P |h_L(d_i)|^2 \chi_i}{N_i^{(\text{oma})}}, \quad \forall i = \{1, 2\}, \quad (7)$$

where $N_i^{(\text{oma})} = N_0 + G_t G_r \zeta P d_i^{-2} (1 - e^{-k(f)d_i}) \chi_i$. Thus, the spectral efficiency of U_1 and U_2 can be computed as

$$C_i^{(\text{oma})} = \frac{\hat{T}}{2} \log_2(1 + \text{SINR}_i^{(\text{oma})}), \quad \forall i = \{1, 2\}.$$

Without loss of generality, the duration \hat{T} is taken as unity.

III. OUTAGE ANALYSIS: SINGLE-CARRIER THZ-NOMA

In this section, we first describe the proposed user-pairing scheme along with the two benchmark user-pairing schemes, describe the distance distributions of the users, and present a framework to calculate the outage of users for the proposed and benchmark user-pairing schemes.

For bench-marking purposes, we consider a random and nearest-farthest user pairing schemes. In the random pairing scheme, we pick only two users randomly with independent and identically distributed distances r_1 and r_2 from AP. The near and far user's distance can thus be defined as $d_1 = \min(r_1, r_2)$ and $d_2 = \max(r_1, r_2)$, respectively. Therefore, the PDF and CDF of the distances of U_1 and U_2 are given, respectively, as:

$$f_{d_1}(d_1) = 2f_r(d_1)(1 - F_r(d_1)), \quad F_{d_1}(d_1) = 1 - [1 - F_r(d_1)]^2, \quad (8)$$

$$f_{d_2}(d_2) = 2f_r(d_2)F_r(d_2), \quad F_{d_2}(d_2) = [F_r(d_2)]^2, \quad (9)$$

On the other hand, in the nearest-farthest scheme, we select two users out of N users with minimum and maximum distances from the AP. The near and far user's distance can thus be defined as $d_1 = \min(r_1, r_2, \dots, r_N)$ and $d_2 = \max(r_1, r_2, \dots, r_N)$, respectively. The PDF and CDF of d_1 and d_2 can thus be given, respectively, as follows:

$$f_{d_1}(d_1) = N[1 - F_r(d_1)]^{N-1} f_r(d_1), \quad F_{d_1}(d_1) = 1 - [1 - F_r(d_1)]^N, \quad (10)$$

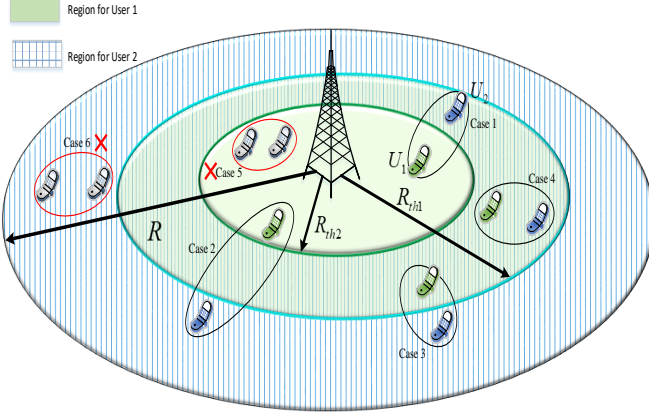


Figure 1: An illustration of the proposed user pairing scheme.

$$f_{d_2}(d_2) = N [F_r(d_2)]^{N-1} f_r(d_2), F_{d_2}(d_2) = [F_r(d_2)]^N, \quad (11)$$

where the PDF and CDF of r are given, respectively, as $f_r(r) = \frac{2r}{R^2}$, and $F_r(r) = \frac{r^2}{R^2}$, since all users are uniformly distributed in a circular region of radius R .

A. Proposed User Grouping Scheme

Different from the conventional approach where user-pairing is typically performed to maximize the sum-rate performance of users in a NOMA pair, the proposed user scheme selects only those users who can benefit from NOMA transmissions compared to OMA transmission. The scheme enables fairness among users by allowing each of them to join a NOMA pair if and only if they have a benefit over OMA. To ensure the gains of NOMA over OMA for each user, we derive the necessary condition to ensure $C_i^{(\text{noma})} > C_i^{(\text{oma})}$, $\forall i = \{1, 2\}$ and $d_1 < d_2$ as shown in the following.

Lemma 1 (Proposed User Pairing Scheme). *The proposed pairing scheme is a sufficient condition for NOMA to outperform OMA, where the near user should be within the distance R_{th1} and the far user should be located beyond the distance R_{th2} , such that $d_1 < d_2$, where:*

$$R_{\text{th1}} = \frac{1}{k(f)} \ln \left(\frac{1 - a_1}{1 - 2a_1} \right), \quad (12)$$

$$R_{\text{th2}} = \frac{1}{k(f)} \ln \left(\frac{a_1^2}{1 - 2a_1} + 1 \right). \quad (13)$$

Comparing (12) to (13), it is straight-forward to verify that $R_{\text{th1}} > R_{\text{th2}}$ always, since $a_1 + a_2 = 1$.

Proof. Starting from the condition $C_i^{(\text{noma})} > C_i^{(\text{oma})}$, $\forall i = \{1, 2\}$ and taking $\hat{T} = 1$ without loss of generality, we have:

$$\log_2 \left(1 + \text{SINR}_i^{(\text{noma})} \right) > 0.5 \log_2 \left(1 + \text{SINR}_i^{(\text{oma})} \right), \forall i = \{1, 2\}. \quad (14)$$

Now, we substitute (3) and (7) in (14) for near user, and (4) and (7) in (14) for far user. After basic algebraic manipulations, we note that $d_1 < R_{\text{th1}}$ and $d_2 > R_{\text{th2}}$ are necessary conditions to guarantee the gains of NOMA over OMA for each individual

user, where the value of R_{th1} and R_{th2} can be written as in (12) and (13), respectively. \square

Evidently, as can also be seen in Fig. 1, four user-pairing cases are possible to guarantee the gains of NOMA over OMA for each individual user. The three regions can vary as a function of $k(f)$ and the allocated powers a_1 and a_2 , e.g., increasing a_1 will increase both R_{th1} and R_{th2} . However, increasing $k(f)$ will decrease both R_{th1} and R_{th2} . This is different from RF NOMA, wherein there is only one case possible due to only one threshold distance (or two regions).

Lemma 2. *The PDF and CDF of d_1 and d_2 in the proposed scheme are given, respectively, as follows:*

$$f_{d_1}(d_1) = \frac{2d_1}{R_{\text{th1}}^2}, F_{d_1}(d_1) = \frac{d_1^2}{R_{\text{th1}}^2}, \quad (15)$$

$$f_{d_2}(d_2) = \frac{2d_2}{R^2 - R_{\text{th2}}^2}, F_{d_2}(d_2) = \frac{d_2^2 - R_{\text{th2}}^2}{R^2 - R_{\text{th2}}^2}. \quad (16)$$

Proof. Since all users are uniformly distributed in a circular region of radius R , thus the PDF and CDF of a user from the BS r are given, respectively, as $f_r(r) = \frac{2r}{R^2}$ and $F_r(r) = \frac{r^2}{R^2}$. In the proposed scheme, the range of the near user is $d_1 \in [0, R_{\text{th1}}]$. Subsequently, d_1 follows the truncated distribution of r and its CDF can be calculated as follows:

$$F_{d_1}(d_1) = \frac{F_r(d_1) - F_r(0)}{F_r(R_{\text{th1}}) - F_r(0)} = \frac{\frac{d_1^2}{R^2} - \frac{(0)^2}{R^2}}{\frac{R_{\text{th1}}^2}{R^2} - \frac{(0)^2}{R^2}} = \frac{d_1^2}{R_{\text{th1}}^2},$$

Now, we can calculate the PDF by taking the derivative of the CDF as shown in **Lemma 2**. Similarly, the far user is located in the range $d_2 \in [R_{\text{th2}}, R]$ and the CDF of d_2 is given as:

$$F_{d_2}(d_2) = \frac{F_r(d_2) - F_r(R_{\text{th2}})}{F_r(R) - F_r(R_{\text{th2}})} = \frac{d_2^2 - R_{\text{th2}}^2}{R^2 - R_{\text{th2}}^2},$$

Now, we can calculate the PDF of d_2 by taking the derivative of the CDF as shown in **Lemma 2**. \square

Corollary 1 (Enhanced Proposed Scheme). *The proposed scheme can be enhanced further in terms of spectral efficiency by selecting the nearest user as U_1 . In this case, $f_{d_1}(d_1)$ and $F_{d_1}(d_1)$ can be given as in (10).*

Proof. To enhance the proposed scheme, we consider that the near user is the user with minimum distance, thus, $f_{d_1}(d_1)$ and $F_{d_1}(d_1)$ can be given as in (10). On the other hand, the far user is located beyond R_{th2} . So the range of the far user will be as $d_2 \in [R_{\text{th2}}, R]$, then in this case, $f_{d_2}(d_2)$ and $F_{d_2}(d_2)$ can be given as in (16). \square

B. OP Analysis

The OP is defined as the probability that user i does not achieve its target-spectral efficiency τ_i , i.e.,

$$\mathcal{O}_i^{(\cdot)} = \Pr \left(C_i^{(\cdot)} \leq \tau_i \right), \quad (17)$$

where (\cdot) denotes NOMA or OMA transmission. Now we formally derive the OP of users in NOMA and OMA separately.

1) *NOMA (Near User)*: The OP of the near user in the downlink NOMA mode is given as:

$$\begin{aligned} \mathcal{O}_1^{(\text{noma})} &= \Pr \left(\frac{B_1 d_1^{-2} e^{-k(f)d_1} \chi_1}{N_0 + B_1 d_1^{-2} (1 - e^{-k(f)d_1}) \chi_1} \leq y_1 \right) \\ &= \int_0^R \frac{\gamma \left[m, \frac{y_1 N_0 d_1^2}{\Theta B_1 (e^{-k(f)d_1} (1+y_1) - y_1)} \right]}{\Gamma(m)} f_{d_1}(d_1) dd_1, \end{aligned} \quad (18)$$

where $\gamma(\cdot)$ is the lower incomplete Gamma function, $\Gamma(\cdot)$ is the complete Gamma function, m is the fading severity, Θ is the fading power, $y_1 = 2^{\tau_1} - 1$ and $B_1 = a_1 G_t G_r P \zeta$. Since the thermal noise N_0 is negligible compared to the molecular absorption noise in THz networks, (18) is simplified as:

$$\hat{\mathcal{O}}_1^{(\text{noma})} = 1 - \Pr \left(d_1 \leq \frac{\ln \left(\frac{1+y_1}{y_1} \right)}{k(f)} \right) = 1 - F_{d_1} \left(\frac{\ln \left(\frac{1+y_1}{y_1} \right)}{k(f)} \right). \quad (19)$$

Now substituting (8) in (19) or (18) for random scheme, (10) in (19) or (18) for nearest-farthest scheme, and (15) in (19) or (18) for proposed scheme, gives us the outage expressions. The outage of U_1 in the proposed scheme is given as:

$$\hat{\mathcal{O}}_1^{(\text{noma})} = 1 - \left(\frac{\ln \left(\frac{1+y_1}{y_1} \right)}{R_{\text{th1}} k(f)} \right)^2. \quad (20)$$

2) *OMA (Near User)*: The OPs with and without noise can be given by replacing B_1 with $A = G_t G_r P \zeta$ and y_1 with $x_1 = 2^{2\tau_1} - 1$ in (18), (19), and (20) for all schemes.

3) *NOMA (Far User)*: The OP of the far user in the downlink NOMA mode is formulated as follows:

$$\begin{aligned} \mathcal{O}_2^{(\text{noma})} &= \Pr \left(\frac{B_2 |h_L(d_2)|^2 \chi_2}{B_1 |h_L(d_2)|^2 \chi_2 + N_2^{(\text{noma})}} \leq y_2 \right) \\ &= \int_0^R \frac{\gamma \left[m, \frac{y_2 N_0 d_2^2}{\Theta (e^{-k(f)d_2} (B_2 + y_2 B_2) - y_2 (B_1 + B_2))} \right]}{\Gamma(m)} f_{d_2}(d_2) dd_2, \end{aligned} \quad (21)$$

where, $B_2 = (a_1 + a_2) G_t G_r P \zeta$. since N_0 is negligible compared to molecular absorption noise, (21) is simplified as:

$$\hat{\mathcal{O}}_2^{(\text{noma})} = 1 - F_{d_2} \left(\frac{\ln \left[\frac{a_2 + a_2 y_2}{y_2} \right]}{k(f)} \right). \quad (22)$$

Now substituting (9) in (22) for random scheme, (11) in (22) for nearest-farthest, and (16) in (22) for proposed scheme, gives us the outage expressions. The outage of the far user in the proposed scheme is given as:

$$\hat{\mathcal{O}}_2^{(\text{noma})} = 1 - \frac{\left(\frac{\ln \left[\frac{a_2 + a_2 y_2}{y_2} \right]}{k(f)} \right)^2 - R_{\text{th2}}^2}{R^2 - R_{\text{th2}}^2}. \quad (23)$$

4) *OMA (Far User)*: The OPs can be given by replacing d_1 with d_2 , B_1 with $A = G_t G_r P \zeta$ and y_2 with $x_2 = 2^{2\tau_2} - 1$ in (18), (19), and (20) for all schemes.

IV. OUTAGE ANALYSIS: MULTI-CARRIER THZ-NOMA

In this section, we present moment-generating function (MGF)-based approach to derive tractable outage expressions of the users in a multi-carrier THz-NOMA network. Both the near and far users will get N subcarriers allocated. The spectral efficiency of U_1 and U_2 is given, respectively, as:

$$C_1^{(\text{noma})} = \sum_{n=1}^N \log_2 \left(1 + \frac{B_1 \chi_{1,n} d_1^{-2} e^{-k(f_n)d_1}}{N_{1,n}^{(\text{noma})}} \right), \quad (24)$$

$$C_2^{(\text{noma})} = \sum_{n=1}^N \log_2 \left(1 + \frac{B_2 \chi_{2,n} d_2^{-2} e^{-k(f_n)d_2}}{B_1 \chi_{2,n} d_2^{-2} e^{-k(f_n)d_2} + N_{2,n}^{(\text{noma})}} \right). \quad (25)$$

The OP can thus be formulated as follows:

$$\begin{aligned} \mathcal{O}_i^{(\text{noma})} &= \Pr \left(C_i^{(\text{noma})} < \tau_i \right) = \Pr \left(\sum_{n=1}^N \log_2(W_{i,n}) < \tau_i \right), \\ &= \Pr \left(X_i = \sum_{n=1}^N \ln(W_{i,n}) < \tau_i \ln(2) \right). \end{aligned} \quad (26)$$

Note that the MGF is a useful tool to deal with the sum of random variables. For instance, characterizing the PDF becomes analytically intractable for a sum of random variables due to multiple convolutions required. On the other hand, the MGF of a sum of random variables can be derived by deriving the product of the MGF of all random variables. Therefore, to analyze the OP of users in a multi-carrier THz-NOMA network, we resort to an MGF-based approach. Our methodology is as follows: **(i)** we first derive the PDF of $W_{i,n}$ conditional on d_1 for near user and d_2 for far user, **(ii)** derive the conditional MGF of $X_{i,n} = \ln W_{i,n}$, **(iii)** compute the conditional cumulative MGF of $X_i = \sum_{n=1}^N \ln W_{i,n}$, i.e., $M_{X_i|d_i} = \prod_{n=1}^N M_{X_{i,n}|d_i}$, and **(iv)** substitute in the Gil-Pelaez inversion lemma to compute the OP as follows:

$$\mathcal{O}_i^{(\text{noma})} = \frac{1}{2} + \frac{1}{\pi} \int_0^\infty \frac{\text{Im}[M_{X_i}(s) e^{j\omega \tau_i \ln(2)}]}{\omega} d\omega, \quad (27)$$

where $s = j\omega$, $M_{X_i}(s) = \mathbb{E}_{d_i}[\prod_{n=1}^N M_{X_{i,n}|d_i}]$, and

$$\begin{aligned} M_{X_{i,n}|d_i}(s) &= E[e^{-s \ln(W_{i,n})} | d_i] = E[W_{i,n}^{-s} | d_i], \\ &= \int_{-\infty}^\infty W_{i,n}^{-s} f_{W_{i,n}}(W_{i,n}) dW_{i,n}. \end{aligned} \quad (28)$$

From (24) and (25), we have the following:

$$\begin{aligned} \chi_{1,n} &= g_1(W_{1,n}) = \frac{N_0(W_{1,n} - 1)}{W_{1,n} (e^{-k(f_n)d_1} - 1) B_1 d_1^{-2} + B_1 d_1^{-2}}, \\ \chi_{2,n} &= g_2(W_{2,n}) = \frac{N_0 - N_0 W_{2,n}}{B_2 d_2^{-2} (W_{2,n} - a_2 e^{-k(f_n)d_2} W_{2,n} - 1)}. \end{aligned}$$

Since χ is Gamma distributed, we apply random variable transformation to get the PDF of $W_{i,n}$:

$$f_{W_{i,n}}(W_{i,n}) = \frac{B_i d_i^{-2} A_i}{N_0 e^{-k(f_n)d_i}} \left(\frac{\chi_{i,n}^{m-1} e^{-\frac{\chi_{i,n}}{\Theta}}}{\Theta^m \Gamma(m)} \right) \bigg|_{\chi_{i,n}=g_1(W_{i,n})}, \quad (29)$$

where $A_1 = (W_{1,n}(e^{-k(f_n)d_1} - 1) + 1)^2$ and $A_2 = (W_{2,n}(a_2 e^{-k(f_n)d_2} - 1) + 1)^2 / a_2$. Finally, we can obtain $M_{X_{1,n}}(s)$ for U_1 and $M_{X_{2,n}}(s)$ for U_2 by substituting (29) for $i = 1$ in (28) and $i = 2$ in (28), respectively.

Lemma 3 (OP in Multi-carrier Network). *The outage can be computed of user i in a multi-carrier THz-NOMA network with the proposed scheme can be derived as follows:*

$$\begin{aligned} \mathcal{O}_i^{(\text{noma})} &= \Pr\left(X_i = \sum_{n=1}^N \ln(W_{i,n}) < \tau_i \ln(2)\right) \\ &= \int_0^R \mathbb{U}(X_i - \tau_i \ln(2)) f_{d_i}(d_i) dd_i. \end{aligned} \quad (30)$$

Now substituting (8) in (30) for random scheme and (10) in (30) for nearest-farthest scheme gives the respective OPs.

Proof. From (24) and (25), we can write

$$W_{1,n} = 1 + \frac{B_1 \chi_{1,n} d_1^{-2} e^{-k(f_n)d_1}}{N_{1,n}^{(\text{noma})}} \quad (31)$$

$$W_{2,n} = 1 + \frac{B_2 \chi_{2,n} d_2^{-2} e^{-k(f_n)d_2}}{B_1 \chi_{2,n} d_2^{-2} e^{-k(f_n)d_2} + N_{2,n}^{(\text{noma})}} \quad (32)$$

For enhanced tractability, we ignore the thermal noise and obtain the following simplified results after algebraic manipulations for near and far users, respectively.

$$\begin{aligned} W_{1,n} &= \frac{1}{1 - e^{-k(f_n)d_1}} \quad \text{or} \quad d_1 = \frac{1}{k(f_n)} \ln \left[\frac{W_{1,n}}{W_{1,n} - 1} \right], \\ W_{2,n} &= \frac{1}{1 - a_2 e^{-k(f_n)d_2}} \quad \text{or} \quad d_2 = \frac{1}{k(f_n)} \ln \left[\frac{a_2 W_{2,n}}{W_{2,n} - 1} \right]. \end{aligned}$$

From (26) and using the fact that X_i is a constant conditional on d_i and the CDF of a constant is a unit-step function, we got to (30) as in **Lemma 3**. \square

From (12), we note that the $R_{\text{th}1}$ and $R_{\text{th}2}$ will vary for each carrier, since they depend on the frequency-dependent absorption coefficient $k(f_n)$ which is computed using (2). Thus, each carrier should be allocated to a user selected from a different region based on the proposed scheme. Therefore, we extended our scheme for multi-carrier networks by choosing a user from a region that is valid for all subcarriers.

Corollary 2. *We consider $R_{\text{th}1}^{\min} = \min(R_{\text{th}n}), \forall n \in \{1, 2, \dots, N\}$ and $R_{\text{th}2}^{\max} = \max(R_{\text{th}n}), \forall n \in \{1, 2, \dots, N\}$ for near user and far user, respectively. Subsequently, after applying $R_{\text{th}1}^{\min}$ and $R_{\text{th}2}^{\max}$, the PDF of the distance of near user and far user can be given, respectively, as follows:*

$$f_{d_1}(d_1) = \frac{2d_1}{(R_{\text{th}1}^{\min})^2}, f_{d_2}(d_2) = \frac{2d_2}{R^2 - (R_{\text{th}2}^{\max})^2}. \quad (33)$$

Proof. The near user will need to be located inside $R_{\text{th}1}$. However, each subcarrier will observe a different molecular absorption coefficient resulting in a different threshold distance $R_{\text{th}1}$ at each subcarrier. Choosing the smallest threshold distance will not violate the threshold requirement of all other subcarriers, thus we consider $R_{\text{th}1}^{\min} = \min(R_{\text{th}n}), \forall n \in \{1, 2, \dots, N\}$ for near user. The range of d_1 becomes $d_1 \in [0, R_{\text{th}1}^{\min}]$, thus replacing $R_{\text{th}1}$ with $R_{\text{th}1}^{\min}$ in Lemma 2, we can obtain

Table I: Simulation Parameters for Calculating $k(f)$ in (2)

Symbol	Value	Symbol	Value
p_0, p	1 atm, 1 atm	$q^{(i,g)}$	0.05 [%]
T_0, T	296 K, 396 K	k_b	1.3806×10^{-23} J/K
$f_{c0}^{(i,g)}$	276 Hz	T_{sp}	273.15 K
γ	0.83	N_A	6.0221×10^{23}
$S^{(i,g)}$	2.66×10^{-25} Hz-m ² /mol	h	6.6262×10^{-34} J s
$\alpha_0^{(i,g)}, \alpha_{\text{air}}^{(i,g)}$	0.916 Hz, 0.1117 Hz	c	2.9979×10^8 m/s
$\delta^{(i,g)}$	0.0251 Hz	V	8.2051×10^{-5} m ³ atm/K/mol

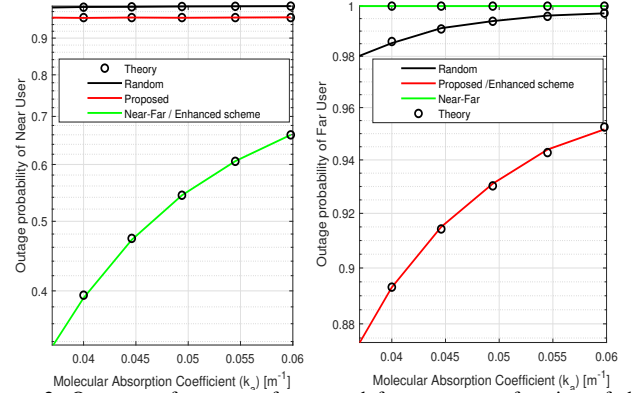


Figure 2: Outage performance of near and far users as a function of the molecular absorption coefficient in THz spectrum considering a single-carrier network, $R = 60$ m, $\tau_1 = 3$ bps/Hz, and $\tau_2 = 0.5$ bps/Hz.

the result in Corollary 2. Similarly, the far user will need to be located outside $R_{\text{th}2}$. Therefore, choosing the maximum threshold distance will not violate the threshold requirement of all other subcarriers, i.e., $R_{\text{th}2}^{\max} = \max(R_{\text{th}n}), \forall n \in \{1, 2, \dots, N\}$ for far user. The range of d_2 becomes $d_2 \in [0, R_{\text{th}1}^{\min}]$, thus replacing $R_{\text{th}2}$ with $R_{\text{th}2}^{\max}$ in Lemma 2, we can obtain the result in Corollary 2. \square

Now substituting (33) in (30) for the proposed scheme gives the outage expressions of users in our proposed scheme.

V. NUMERICAL RESULTS AND DISCUSSIONS

In this section, we compare the performance of U_1 and U_2 in a single-carrier and multi-carrier THz-NOMA network, considering a variety of user-pairing schemes (i) random scheme, (ii) proposed scheme, (iii) enhanced scheme, and (iv) near-far user pairing schemes.

Unless stated otherwise, the parameters are listed herein. We consider 300 users are uniformly distributed in a circular disc of radius 60 m. The antenna gains G_t and G_r are set as 20 dB. The AP transmit power is 1W and the power allocation coefficients $a_1 = 0.33$ and $a_2 = 1 - a_1$. Note that our framework is general for any arbitrary value of a_1 in the range $0 \leq a_1 < 0.5$. Nakagami- m fading parameter is set as 2 and $\Omega = 1$. In multi-carrier NOMA, we consider six subcarriers, where each subcarrier has the same transmission bandwidth, with the frequencies [0.85, 0.9, 0.95, 1.0, 1.05, 1.1] THz and their respective $k(f) = [0.0357, 0.04, 0.0446, 0.0494, 0.0545, 0.0598]$ m⁻¹ computed using (2) considering water vapour molecules. We list the numerical values of parameters in **Table I** which are taken from [15].

Fig. 2 depicts the OP of U_1 and U_2 for different values of $k(f)$ and validates (18) and (21) through Monte-Carlo

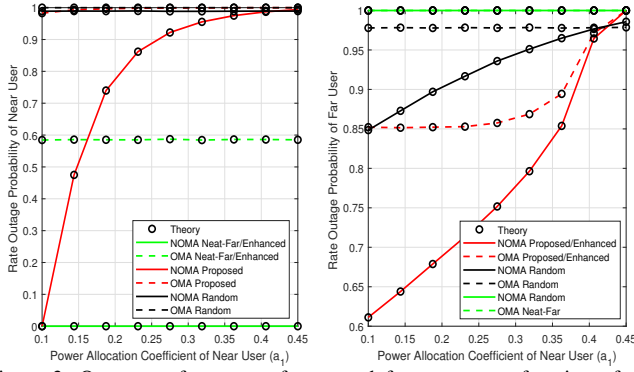


Figure 3: Outage performance of near and far users as a function of the power allocation coefficient of near user considering a single-carrier network, $k(f) = 0.03$ $R = 60$ m, $\tau_1 = 3$ bps/Hz and $\tau_2 = 0.5$ bps/Hz.

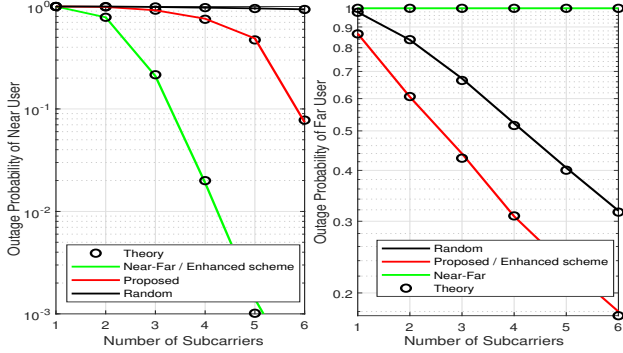


Figure 4: Outage performance of near and far users as a function of the number of subcarriers in THz spectrum, $\tau_1 = 8$ bps/Hz and $\tau_2 = 0.5$ bps/Hz.

simulations. It is shown that the values obtained through derived expressions (shown in circles), exactly match those obtained through simulations (shown by lines). The enhanced scheme (Corollary 1) significantly outperforms the random and nearest-farthest schemes. It is interesting to note that our scheme adapts user selection based on the molecular absorption coefficient $k(f)$. That is, R_{th1} and R_{th2} reduce with the increase in $k(f)$ as can be seen from (12) and (13), respectively. Thus, closeby users are selected to combat the effect of increased molecular absorption. Finally, it can be seen that the OP increases with the increase in frequency and $k(f)$ due to increased molecular absorption; therefore, a lower THz frequency with lower $k(f)$ is preferred.

Fig. 3 demonstrates the OP of U_1 and U_2 as a function of the power allocation coefficient of near user (a_1) and highlights the gain of NOMA over OMA. With the increase in a_1 , the OP at U_2 increases due to the increased interference from U_1 and increasing values of R_{th2} as can be seen in (13). On the other hand, with the increase in a_1 , the OP at U_1 increases due to the increasing values of R_{th1} as can be seen in (12). Our scheme adapts the user pairing according to the change in a_1 . The gain of NOMA over OMA improves for low values of a_1 and is significant for the enhanced and proposed schemes. Besides, we can observe that NOMA's performance gets close to OMA's when a_1 is close to 0.5.

Fig. 4 shows the OP of U_1 and U_2 as a function of the number of channels for different schemes in a multi-carrier network. The OP decreases significantly when the number

of channels allocated to the user increases due to aggregate spectral efficiency. We note that the increase in subchannels benefits the near user more as the outage decreases exponentially; whereas, the outage decreases linearly for the far user due to its channel conditions. Our analytical results match well with the simulations, and it is evident that the enhanced scheme outperforms benchmark schemes for both users.

VI. CONCLUSION

We analyzed the performance of users considering single-carrier and multi-carrier set-up in both THz-NOMA and THz-OMA network. The derived OP expressions are general to capture the entire range of THz spectrum, Nakagami- m fading and molecular absorption noise. We have developed an adaptive pairing scheme for THz-NOMA network where user selection adapts according to molecular absorption and the gains of NOMA are guaranteed for each individual user. The framework can be extended to analyze the diversity order or optimize network parameters, e.g., transmit power allocations.

REFERENCES

- [1] M. Rasti, S. K. Taskou, H. Tabassum, and E. Hossain, "Evolution toward 6G wireless networks: A resource management perspective," *arXiv preprint arXiv:2108.06527*, 2021.
- [2] B. Xia et al., "Outage performance analysis for the advanced SIC receiver in wireless NOMA systems," *IEEE Trans. on Veh. Technol.*, vol. 67, no. 7, pp. 6711–6715, 2018.
- [3] H. Tabassum et al., "Uplink vs. downlink NOMA in cellular networks: Challenges and research directions," in *2017 IEEE 85th Veh. Technol. Conf. (VTC Spring)*, 2017, pp. 1–7.
- [4] Z. Ding, Z. Yang, P. Fan, and H. V. Poor, "On the performance of non-orthogonal multiple access in 5G systems with randomly deployed users," *IEEE Signal Process. Lett.*, vol. 21, no. 12, pp. 1501–1505, 2014.
- [5] S. Li et al., "Outage probability analysis for the multi-carrier NOMA downlink relying on statistical CSI," *IEEE Trans. on Commun.*, vol. 68, no. 6, pp. 3572–3587, 2020.
- [6] S. R. Sabuj, A. M. S. Khan, and M. Hamamura, "Application of non-orthogonal multiple access for machine type communication in sub-Terahertz band," *Comput. Netw.*, vol. 182, p. 107508, 2020.
- [7] O. Maraqa et al., "Energy-efficient coverage enhancement of indoor THz-MISO systems: An FD-NOMA approach," in *2021 IEEE 32nd Annu. Int. Symp. Pers., Indoor, Mobile Radio Commun. (PIMRC)*, 2021, pp. 483–489.
- [8] O. Ülgen, et al., "Non-orthogonal multiple access for Terahertz communication networks," in *11th IEEE Annu. Ubiquitous Comput. Electron. Mobile Commun. Conf. (UEMCON)*, 2020, pp. 0737–0742.
- [9] H. Zhang, H. Zhang, W. Liu, K. Long, J. Dong, and V. C. M. Leung, "Energy efficient user clustering, hybrid precoding and power optimization in Terahertz mimo-noma systems," *IEEE Journal on Sel. Areas in Commun.*, vol. 38, no. 9, pp. 2074–2085, 2020.
- [10] X. Zhang, C. Han, and X. Wang, "Joint beamforming-power-bandwidth allocation in Terahertz NOMA networks," in *16th Annu. IEEE Intl. Conf. on Sens., Commun. and Netw. (SECON)*, 2019, pp. 1–9.
- [11] 3GPP, "Study on downlink multiuser superposition transmission (must) for lte (release 13)," in *TR36.859, Dec. 2015*.
- [12] J. Sayehvand and H. Tabassum, "Interference and coverage analysis in coexisting RF and dense Terahertz wireless networks," *IEEE Wireless Commun. Lett.*, vol. 9, no. 10, pp. 1738–1742, 2020.
- [13] "The HITRAN2016 molecular spectroscopic database," *J. of Quantitative Spectroscopy and Radiative Transfer*, vol. 203, pp. 3 – 69, 2017, HITRAN2016 Special Issue. [Online]. Available: <http://www.sciencedirect.com/science/article/pii/S0022407317301073>
- [14] J. M. Jornet and I. F. Akyildiz, "Channel modeling and capacity analysis for electromagnetic wireless nanonetworks in the Terahertz band," *IEEE Trans. on Wireless Commun.*, vol. 10, no. 10, pp. 3211–3221, 2011.
- [15] A. Faisal et al., "Ultramassive MIMO systems at Terahertz bands: Prospects and challenges," *IEEE Veh. Technol. Mag.*, vol. 15, no. 4, pp. 33–42, 2020.