

Finite difference and finite element methods for partial differential equations on fractals

Luis F. Contreras H.

Juan Galvis *

Abstract

In this paper, we present numerical procedures to compute solutions of partial differential equations posed on fractals. In particular, we consider the strong form of the equation using standard graph Laplacian matrices and also weak forms of the equation derived using standard length or area measure on a discrete approximation of the fractal set. We then introduce a numerical procedure to normalize the obtained diffusions, that is, a way to compute the renormalization constant needed in the definitions of the actual partial differential equation on the fractal set. A particular case that is studied in detail is the solution of the Dirichlet problem in the Sierpinski triangle. Other examples are also presented including a non-planar Hata tree.

Keywords: fractal diffusion, Laplacian on a fractal, renormalization constant.

1 Introduction

In recent years we have seen many applications of fractal sets in modeling sciences. Especially, to study several processes that can be modeled using fractals and specially self-similar structures. We mention processes related to diffusion on fractal sets which have several possible applications, including diffusion of substances in biological structures and flow inside fractures in modeling fluid flow in fractured porous media, among other models. See [2, 3]. In this paper, we consider fractals defined as self-similar sets with the additional properties of being post-critically finite; see [2]. These self-similar sets can be approximated (in the Hausdorff metric) by a finite union of sets generated by removing a finite number of vertices from a graph approximation of the fractal set.

We recall the definition of the Laplace operator, a standard model for fractal diffusion. Then, introduce numerical approximation procedures of the presented model. It is important to stress that our approximation procedure consists of renormalizing standard approximation methods on two- and three-dimensions such as the finite difference and the finite element method. See for example [9] where a finite element method is designed and analyzed. Note that in [9], the authors assume the renormalization constant is known. We do not need to compute the renormalization constant analytically and instead of that, we approximate it numerically. We also mention that the finite element formulation implemented here is based on weak forms computed using standard length and area measures restricted to approximations of the fractal sets. In particular, in the case of the Sierpinski triangle, the approximation by the finite element method can be summarized as follows:

*lfcontrerash,jcgalvisa@unal.edu.co, Departamento de Matemáticas, Universidad Nacional de Colombia, Carrera 45 No. 26-85, Edificio Uriel Gutiérrez, Bogotá D.C., Colombia.

- The computations are carried out on approximations of the fractal (that could be a union of edges or triangles).
- Approximation of the computations of derivatives for which we use classical derivatives of piecewise linear functions in one and two dimensions. Alternatively, we also approximate derivatives using standard weight and adjacency graph matrices.
- Approximation of the self-similar measure. Here we test different approximations: 1) The measure induced by the length measure restricted to the edges of the triangles in the finite graph that represents the current approximation of the fractal, and 2) The measure induced by the area measure restricted to the triangles of the current approximation of the fractal.
- Approximation of the values for the rescaling or renormalizing to obtain renormalized operators and guarantee that the obtained solution approximates the solution of the continuous problem.

In the last step, the finite element procedure above is then renormalized with a pre-computation of the renormalization constant to obtain the correct approximation of the Laplace operator in the Sierpinski triangle. The computation of the renormalization constant involves the comparison of two (not-normalized) solutions at consecutive (levels of refinement) approximations of the fractal set. We call this procedure the renormalized FEM, or rFEM for short. We illustrate the performance of the rFEM numerically for the solution of a Dirichlet problem on the Sierpinski triangle and a realization of the Hata tree. We also present a renormalized Finite Difference (rFD) procedure using the same idea.

The rest of the paper is organized as follows. In Section 2 we recall some examples of self-similar sets. Section 3 is dedicated to reviewing the definition of the graph laplacian operator. In Section 4 we present several formulations of the Dirichlet problem as well as the proposed procedure for the computation of the renormalization constant. We finish this section with numerical experiments and illustrations of the correctness of our method. In Section 5 we present some conclusions.

2 Examples of self-similar sets

This section reviews some facts related to self-similar sets, its constructions and also related to the approximation of fractal sets. We follow [1, 2, 3].

A self similar set is obtained by applying a fixed point functional iteration. Let (X, d) be a Hausdorff metric space and denote by $C(X)$ the metric space of all compact subsets of a metric space equipped in the Hausdorff metric. Assume you have contractions $f_i : X \rightarrow X$, $i = 1, 2, 3, \dots, N$ and define $F : C(X) \rightarrow C(X)$ by $F(A) = \bigcup_{1 \leq i \leq N} f_i(A)$ for all $A \in C(X)$. Then F have a unique fixed point K . Also for any $A \in C(X)$, $F^n(A)$ converge to K when $n \rightarrow \infty$ with respect to Hausdorff metric. We then have that there exists a unique non-empty compact $K \subset X$ such that

$$K = f_1(K) \cup f_2(K) \cup \dots \cup f_N(K). \quad (1)$$

The set K is the self-similar set associated with $\{f_1, f_2, \dots, f_N\}$ and this is a fractal set. The term self-similar is given to K because K is the union of images of itself by the contractions. See [2] and reference therein.

In order to obtain particular examples, we need only the initial metric and the finite set of contractions. In particular, we can consider the following examples of subsets of \mathbb{R}^d , $d = 1, 2, 3$ with the Euclidean distance together with a finite family of contractions. See [1, 2, 3].

- The Kosh curve: Let $a_1 = (0, 0)$ and $a_2 = (1, 0)$ be the initial nodes for the construction. This set is denoted with $W_0 = [a_1, a_2]$ ¹. Consider the contractions:

$$f_i(x) = \frac{1}{3}r(\theta)^i \cdot x + \left(\frac{i}{3}, 0\right) \quad \text{where} \quad i = 0, 1, 2, 3.$$

Here $r(\theta)$ is the rotation matrix with angle θ . We define the set $\{W_n : n \in \mathbb{N}_0\} \subseteq \mathbb{R}^2$ inductively by,

$$W_{n+1} = f_0(W_n) \cup f_1(W_n) \cup f_2(W_n) \cup f_3(W_n).$$

We can define $K = \lim_{n \rightarrow \infty} W_n$ with the limit in the Hausdorff metric. The set K is called the Kosh curve. In particular, W_n is an approximation of the Kosh curve where discrete differential operators can be constructed in order to approximation differential operators defined on the Kosh curve K .

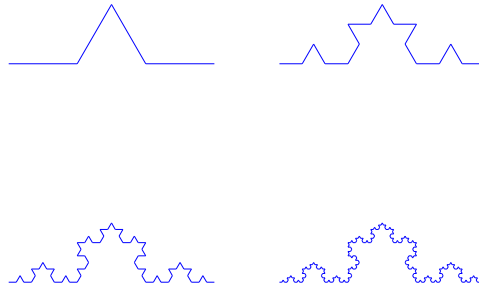


Figure 1: The first four iterations of the construction of the Kosh curve: W_1 (Up right), W_2 (Up left), W_3 (down right), W_4 (down left).

- The Sierpinski triangle: The Sierpinski triangle is one of the most known examples of self-similar, see [4]. It can be considered a benchmark fractal where several questions and problems can be tested out. A construction of the triangle goes as follows. Let $a_0 = (0, 0)$, $a_1 = (1, 0)$, $a_2 = (\frac{1}{2}, \frac{\sqrt{3}}{2})$ the vertices of the equilateral triangle $X \subseteq \mathbb{R}^2$. We consider the set X with the Euclidean distance. For each $i = 0, 1, 2$ we define the affine mapping

$$f_i : X \rightarrow X, \tag{2}$$

$$x \rightarrow f_i(x) = \frac{1}{2}(x - a_i) + a_i. \tag{3}$$

Let $W_0 = [a_0, a_1] \cup [a_1, a_2] \cup [a_2, a_0]$ and we define $\{W_n : n \in \mathbb{N}_0\}$ by

$$W_{n+1} = f_0(W_n) \cup f_1(W_n) \cup f_2(W_n) \text{ for all } n \in \mathbb{N}_0.$$

As before, we see that $K = \lim_{n \rightarrow \infty} W_n$ (where the limit is taken in the Hausdorff metric), and W_n can be viewed as an approximation of K where differential operators can be computed to approximation differential operators defined on K .

¹For $a, b \in \mathbb{R}^2$, $[a, b]$ denote the line segment from a to b .

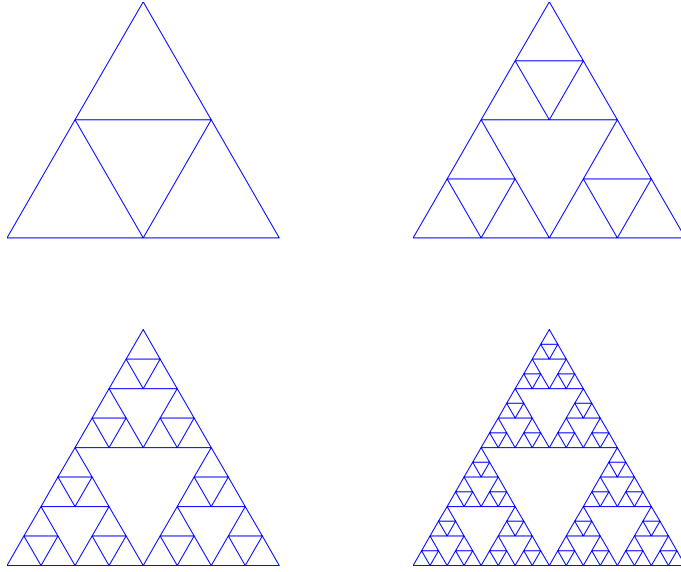


Figure 2: The first four iterations of the Sierpinski triangle: W_1 (up right), W_2 (up left), W_3 (up right), W_4 (up left).

- The Hata tree in the plane: Let $p_1 = (0, 0)$ and $p_2 = (1, 0)$ the vertices of $W_0 = [p_1, p_2]$. Define

$$\begin{aligned}
 f_0(x) &= \frac{x}{3}, \\
 f_1(x) &= \left(\frac{1}{3}, 0\right) + \frac{x}{3} \cdot r(\pi/3), \\
 f_2(x) &= \left(\frac{1}{3}, 0\right) + \frac{x}{3}, \\
 f_3(x) &= \left(\frac{2}{3}, 0\right) + \frac{x}{3} \cdot r(\pi/3), \\
 f_4(x) &= \left(\frac{2}{3}, 0\right) + \frac{x}{3}.
 \end{aligned}$$

Where $r(\theta)$ denotes the θ -rotation matrix. Define

$$W_{n+1} = \bigcup_{i=0}^4 f_i(W_n) \text{ for all } n.$$

The first four iterations are illustrated in Figure 3.

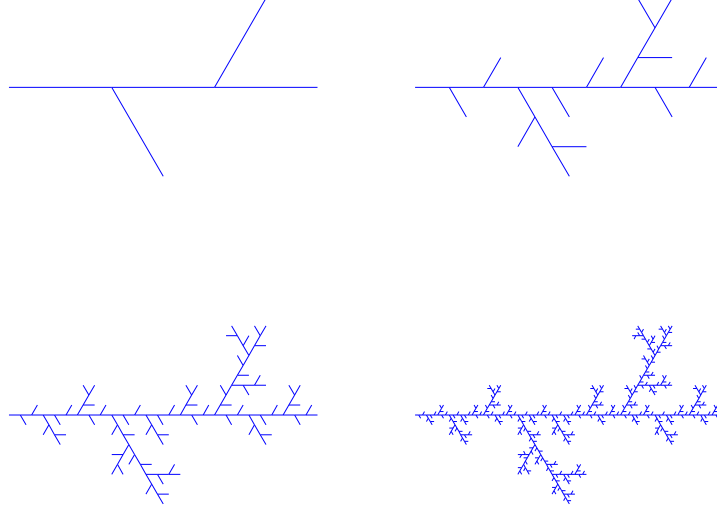


Figure 3: The first four iteration of the Hata tree W_1 (up right), W_2 (up left), W_3 (down right) and W_4 (down left).

- Non-planar Hata tree: Let $p_1 = (0, 0, 0)$ and $p_2 = (0, 0, 1)$ the vertices of the set $W_0 = [p_1, p_2]$. Define,

$$\begin{aligned}
 f_0(x) &= \frac{x}{3}, \\
 f_1(x) &= \left(0, 0, \frac{1}{3}\right) + k_2 \frac{x}{3} + \frac{k_1 \cdot n_1}{2} + \frac{\sqrt{3}}{2} \cdot k_1 \cdot n_2, \\
 f_2(x) &= \left(0, 0, \frac{1}{3}\right) + \frac{x}{3}, \\
 f_3(x) &= \left(0, 0, \frac{2}{3}\right) + k_2 \frac{x}{3} - \frac{1}{2} \cdot k_1 \cdot n_1 + \frac{\sqrt{3}}{2} \cdot k_1 \cdot n_2, \\
 f_4(x) &= \left(0, 0, \frac{2}{3}\right) + k_2 \frac{x}{3} - k_1 \cdot n_1, \\
 f_5(x) &= \left(0, 0, \frac{2}{3}\right) + \frac{x}{3}.
 \end{aligned}$$

Where $k_1 = \frac{1}{3} \sin(\pi/4)$, $k_2 = \frac{1}{3} \cos(\pi/4)$ and $\left\{n_1, n_2, \frac{x}{|x|}\right\}$ is an orthonormal set.

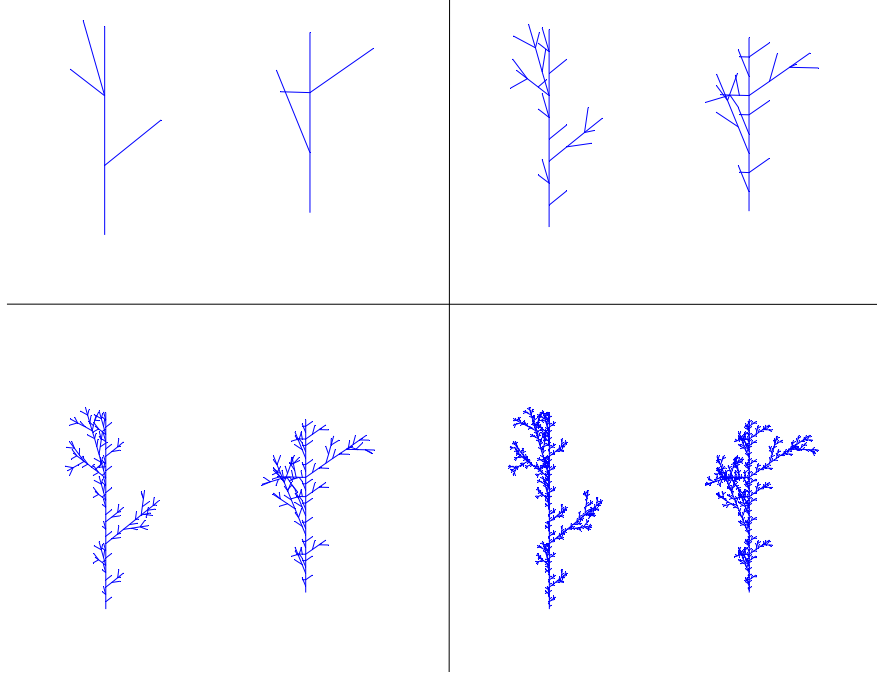


Figure 4: The first four iteration of the Hata tree. See W_1 (Up right), W_2 (Up left), W_3 (Down right) and W_4 (Down Left).

The previous fractals can be built from the set of initial vertices V_0 and use the sequence $V_{n+1} = f_1(V_n) \cup \dots \cup f_N(V_n)$. We will use this notation later on. For example, for the Sierpinski triangle the initial vertices are $V_0 = \{a_1, a_2, a_3\}$ and we will have the sequence $V_{n+1} = f_1(V_n) \cup \dots \cup f_3(V_n)$.

3 Laplacian on a graph

In this section, we review the construction of the Laplace operator and the energy on a graph; in particular, we introduce the renormalization constant, which is important to get a finite limit of the energies associated with a family of graphs that approximates a fractal. See [1, 2, 3].

Let $G(V, E)$ a finite graph, where $V = \{v_1, v_2, \dots, v_n\}$ determines the set of vertices and E the set of edge (without orientation) of V . If $v, w \in V$ and exist an edge between v and w we write $v \sim w \in E$. define the adjacency matrix A_G associate to a graph G as the $n \times n$ matrix $A_G = [a_{ij}]_{i,j=1}^n$, where

$$a_{ij} = \begin{cases} 1, & \text{if } v_i \sim v_j \in E, \\ 0, & \text{in other case.} \end{cases}$$

The weight matrix P_G of G is the diagonal matrix of dimension $n \times n$ defined by $P_G = [p_{ij}]_{i,j=1}^n$ with $p_{ij} = 0$ when $i \neq j$ and p_{ii} is the number of adjacent vertices to v_i , $i = 1, \dots, n$. Therefore,

$$p_{ii} = \#\{w : v \sim w \in E\}. \quad (4)$$

The Laplacian matrix associate to $G(V, E)$ is given by

$$\Delta_G = P_G - A_G.$$

If $u : V \rightarrow \mathbb{R}$ we define the energy of u by

$$\mathcal{E}_G(u, u) = \sum_{x \sim y} (u(x) - u(y))^2.$$

The bilinear form associated to the energy is

$$\mathcal{E}_G(u, v) = \sum_{x \sim y} (u(x) - u(y))(v(x) - v(y)).$$

We denote $\mathcal{E}(u) = \mathcal{E}(u, u)$. If we introduce the vectors $\vec{U}, \vec{V} \in \mathbb{R}^n$ given by $\vec{U} = \{u(x)\}_{x \in V}$ and $\vec{V} = \{v(x)\}_{x \in V}$, then

$$\mathcal{E}_G(u, v) = \vec{U}^T \Delta_G \vec{V} \quad \text{and} \quad \mathcal{E}_G(u, u) = \vec{U}^T \Delta_G \vec{U}.$$

We observe that matrix Δ_G is the matrix representation of the energy \mathcal{E}_G . Now we consider the approximations $\{V_n\}_{n=1}^\infty$ to a fractal set K . We denote the energy associated to V_n by

$$\tilde{\mathcal{E}}_n(u, v) = \mathcal{E}_{G_n}(U_n, V_n). \quad (5)$$

The renormalized energy of level $n = 2, 3, \dots$ can be computed for $u_n : V_n \rightarrow \mathbb{R}$ as

$$\mathcal{E}_n(u_n, u_n) = r^n \tilde{\mathcal{E}}_n(u_n, u_n). \quad (6)$$

Here r^n is a renormalization constant needed in order to obtain a non-increasing sequence of renormalized energies \mathcal{E}_n , $n = 0, 1, \dots$. This step is necessary to obtain well-defined energy defined on K that we introduce as a limit of the renormalized energies above. For more details see [2] and references therein.

3.1 The case of the Sierpinski triangle K

For the Sierpinski triangle, see [9], we obtain that the energy for $f : V_\infty = \bigcup_n V_n \rightarrow \mathbb{R}$ is defined for $n \in \mathbb{N}_0$ by

$$\mathcal{E}_n(u, u) = \left(\frac{5}{3}\right)^n \sum_{x \sim_n y} (u(x) - u(y))^2, \quad (7)$$

where $x \sim_n y$ is contained in W_n . That is, the renormalization constant is $r = (5/3)$. Then, we can compute $\mathcal{E}(u, u) := \lim_n \mathcal{E}_n(u|_{V_n}, u|_{V_n})$. Introduce the renormalized Laplace operators by

$$\Delta_n = 5^n \tilde{\Delta}_n. \quad (8)$$

If we define the measure μ^n on V_n by assigning full measure 1 to V_n and stating that each cell has the same measure (3^{-n}), we see that we have

$$\mathcal{E}_n(u, u) = - \int u \Delta_n u d\mu^n.$$

Using this identity it is defined the Laplace operator in K by

$$- \int u(x) \Delta u(x) \mu(dx) = \mathcal{E}(u, u). \quad (9)$$

Here μ is the standard self-similar measure associated to K that can be computed as the limit of the measure ν^n in the sense that

$$\int_K g d\mu = \lim_{n \rightarrow \infty} \int_{V_n} g d\nu^n,$$

where we note that,

$$\int_{V_n} g d\nu^n = 3^{-n} \left(\frac{2}{3} \sum_{x \in V_n \setminus V_0} g(x) + \frac{1}{3} \sum_{x \in V_0} g(x) \right). \quad (10)$$

From here on, we will focus our study on the Sierpinski triangle.

4 Formulations for the Dirichlet problem

Given $g : V_\infty \rightarrow \mathbb{R}$, we seek for $u : V_\infty \rightarrow \mathbb{R}$ such that

$$\begin{cases} -\Delta u(x) = g(x) & x \in V_\infty \setminus V_0, \\ u(x) = h(x), & x \in V_0, \end{cases} \quad (11)$$

where $\Delta u(x)$ is defined in (9). We call this the strong formulation of the Dirichlet problem. Using the integration by parts formula we have

$$-\int \Delta u \cdot v d\mu = \mathcal{E}(u, v).$$

Therefore, we can write the problem as seeking for u with bounded energy, $u \in H^1$, such that

$$\begin{cases} \mathcal{E}(u, v) = \int g v d\mu & \text{for all } v \in H_0^1 \\ u(x) = h(x), & x \in V_0. \end{cases} \quad (12)$$

Here, $H^1 = \{u : V_\infty \rightarrow \mathbb{R}, \mathcal{E}(u, u) < +\infty\}$ and $H_0^1 = \{v \in H^1 : v(x) = 0, x \in V_0\}$. We refer to these formulations as the weak form of the Dirichlet problem.

4.1 Finite difference approximation

To approximate the solution of (11) in V_n we consider Δ_n , the renormalized Laplace operator (defined for the Sierpinski triangle in (8)). Let the approximation be defined by $u^{FD} : V_n \rightarrow \mathbb{R}$ that can be written as $u^{FD} = \{u_n^{FD}(x)\}_{x \in V_n}$ and we partitioned it as follows

$$u^{FD} = \{\{u_n^{FD}(x)\}_{x \in V_0}, \{u_n^{FD}(x)\}_{x \in V_n \setminus V_0}\} = [u_0, u_I].$$

Note that u_0 is known and corresponds to the boundary values. Analogously for $b^{FD} = \{g(x)\}_{x \in V_n} = [b_0, b_I]$. We obtain the block structure

$$\Delta_n = \begin{pmatrix} \Delta_{0,0} & \Delta_{0,I} \\ \Delta_{I,0} & \Delta_{I,I} \end{pmatrix}.$$

We compute u_I as the solution of

$$\Delta_{I,I} u_I = b_I - \Delta_{I,0} u_0.$$

The main issue with this discrete formulation is that we need to know the renormalization constant: the value 5^n in the case of the Sierpinski triangle, see (8). The renormalization constant can be viewed as a scaling of the forcing term in the linear system. This scaling can be approximated as explained next.

4.2 Computation of the renormalization constant

First we consider the finite difference method renormalization constant. The idea is to use the problem,

$$\begin{cases} -\Delta u(x) = 1 & x \in K, \\ u(x) = 0, & x \in V_0. \end{cases} \quad (13)$$

Denote by q^n and approximation of the renormalization factor that we want to compute. The space of study is V_n/V_0 . We can approximate (13) by

$$\begin{cases} q^n \tilde{\Delta}_n u_n(x) = 1 & x \in V_n \setminus V_0, \\ u_n(x) = 0, & x \in V_0. \end{cases}$$

We want to compute the value q^n . Numerically we can compute the solution of the problem, see [7],

$$\begin{cases} \tilde{\Delta} z_n = 1 & x \in V_n \setminus V_0, \\ z_n(x) = 0, & x \in V_0. \end{cases}$$

We must have that $z_n(x) = q^n u_n(x)$, $x \in V_n$ since $\tilde{\Delta}_n$ is nonsingular. For V_{n+1} we will have $z_{n+1} = q^{n+1} u_{n+1}$. Note that z_n and z_{n+1} can be calculated without knowing q^n . For n large enough we should have,

$$z_n = q^n u_n \quad \text{with} \quad u_n \approx u, \quad (14)$$

$$z_{n+1} = q^{n+1} u_{n+1} \quad \text{with} \quad u_{n+1} \approx u, \quad (15)$$

where u is the exact solution of (13). Therefore we should be able to use the approximation,

$$q \approx q_{n,n+1} := \frac{q^{n+1} u_{n+1}(x)}{q^n u_n(x)} = \frac{z_{n+1}(x)}{z_n(x)}, \quad (16)$$

where $x \in V_n \setminus V_0$. See some numerical illustration in Table 1 for the case of the Sierpinski triangle. In this case we see that $\lim_{n \rightarrow \infty} q_{n,n+1} = 5$.

$(n, n+1)$	$\max_x q_{n,n+1}$	$\text{mean}_x q_{n,n+1}$
(3,4)	5	5
(4,5)	5	5
(5,6)	5	5

Table 1: Values of $q_{n,n+1}$ for the Sierpinski triangle, given for (16).

A similar procedure can be implemented for the energy renormalization constants. The weak form of (13) is written as,

$$\begin{cases} r^{-n} \tilde{\mathcal{E}}(u, v) = \int v d\mu_n & \text{for all test } v, \\ u_n(x) = 0 & x \in V_0. \end{cases}$$

Compute the solution of the graph energy problem (without renormalization),

$$\begin{cases} \tilde{\mathcal{E}}(z_n, v) = \int v d\mu_n & \text{for all } v, \\ z_n(x) = 0 & x \in V_0. \end{cases}$$

$(n, n+1)$	$\max_x r_{n,n+1}$	$\text{mean}_x r_{n,n+1}$
(3,4)	1.6667	1.6667
(4,5)	1.6667	1.6667
(5,6)	1.6667	1.6667

Table 2: Values of $r_{n,n+1}$ for the Sierpinski triangle, given by (17).

We can then define the approximation,

$$r = \frac{r^{-n}u_n(x)}{r^{-n-1}u_{n+1}(x)} \approx r_{n,n+1} = \frac{z_n(x)}{z_{n+1}(x)}. \quad (17)$$

Here $x \in V_n \setminus V_0$. See a numerical verification in Table 2. In this case we should have $\lim_{n \rightarrow \infty} r_{n,n+1} \approx 1.666... = \frac{5}{3}$.

4.3 Renormalized finite elements methods- rFEMs

Now we construct approximations for the weak form (12). That is, we propose approximations for the computations of renormalized energy bilinear forms by rescaling standard approximations as introduced in Section 4.2.

We defined $P^n = \{u : V_n \rightarrow \mathbb{R}\}$. We then project the weak formulation into the space P^n . In the Galerkin formulation we seek to find $u \in P^n$ such that

$$\begin{cases} \mathcal{E}(u, v) = \int g v d\mu \text{ for all } v \in P^n \cap H_0^1, \\ u(x) = h(x), \quad x \in V_0. \end{cases} \quad (18)$$

Both u and v are defined on V_n , then this formulation is equivalent to

$$\begin{cases} \mathcal{E}_n(u, v) = \int g v d\mu \text{ for all } v \in P^n \cap H_0^1, \\ u(x) = h(x), \quad x \in V_0. \end{cases} \quad (19)$$

We propose several classical finite element methods procedures in one and two dimensions to approximate the renormalized energy. Note that we can use the energy \mathcal{E}_n rather than the limit \mathcal{E} . The renormalization constant is then computed by a procedure similar to the one explained previously.

4.3.1 Integrals along the edges

Recall that $\mathcal{E}_n(u, v) = - \int \Delta_n u \cdot v d\mu_n^1$ when $u, v : V_n \rightarrow \mathbb{R}$. Introduce the bilinear form,

$$\mathcal{E}_n^{(1)}(u, v) = \sum_{x \sim y} \int_x^y u' v' d\nu_n^1, \quad (20)$$

where u' denotes the one dimensional derivative along $[x, y]$ of the linear interpolation of the vertex values $u(x)$ and $u(y)$. The measure ν_n^1 is defined as the length measure along the edges of W_n (rescaled to obtain total length 1). Note that for each n there are total 3^{n+1} edges (3 for each cell). Each edge of V_n has length 2^{-n} . Given a total length of $3(3/2)^n$ before length rescaling.

We consider the following discrete problem,

$$\begin{cases} 2\mathcal{E}_n^{(1)}(u, v) = \int g v d\nu_n^1 \text{ for all } v \in P^n \cap H_0^1. \\ u(x) = h(x), \quad x \in V_0. \end{cases} \quad (21)$$

As before we can write $u = u_I + u_G$ where $u_G(x) = g(x)$, $x \in V_0$; $u_G(x) = 0$, $x \in V_n \setminus V_0$. Analogously $u_I \in P^n$ tal such that $u_I(x) = 0$ for $x \in V_0$. We then have,

$$\mathcal{E}_n^{(1)}(u_I, v) d\nu_n^1 = \int g d\nu_n^1 - \mathcal{E}_n^{(1)}(u_G, v).$$

This is equivalent to the linear system,

$$A_n^{(1)} u = b_n^{(1)}.$$

Let $V_n \setminus V_0 = \{x_1, x_2, \dots, x_p\}$ the set of interior vertices and we have,

$$a_{ij} = \sum_{x \sim_n y} \int_x^y \varphi'_{x_i} \varphi'_{x_j} d\nu_n^1,$$

where φ_{x_i} is the linear interpolation of the characteristic functions of $\{x_i\}$ in V_n . We also have

$$b_i = \int g \cdot \varphi_j d\mu_n - \int u'_G \varphi'_j d\nu_n^1.$$

It is easy to see that

$$\int g \varphi_j d\nu_n^1 = \sum_{a \sim_n b} \int_0^{2^{-n}} (2^n(g(b) - g(a))x - g(a)) \cdot \varphi_j(x) dx.$$

Recall that, on the left hand side above we use the piecewise liner interpolation of the nodal value of g . The previous formulation have to be renomarlized to

$$\begin{cases} (r^{(1)})^n \mathcal{E}_n^{(1)}(u, v) = \int g v d\nu_n^{(1)} \text{ for all } v \in P^n \cap H_0^1. \\ u(x) = h(x), \quad x \in V_0. \end{cases} \quad (22)$$

We note the following relation between the renormalized measure and the measure induced by the length measure, for any n , we have

$$\int f d\mu_n \approx 2^{-n} \int f d\nu_n^{(1)}, \quad (23)$$

that follows by computing the length integrals using the trapezoidal rule.

Remark 4.1. The renormalization constant $r^{(1)}$ can be approximated using the procedure described in Section 4.2 by solving consecutive refinement level approximations with the constant function 1 as the right hand side and Dirichlet boundary conditions. See (17). In Table 3 we show the results of computing the renormalization constant.

$(n, n+1)$	$\max_x r_{n,n+1}$	$\text{mean}_x r_{n,n+1}$
(4,5)	1.2500	1.2500
(5,6)	1.2500	1.2500
(6,7)	1.2500	1.2500

Table 3: Values of $r_{n,n+1}$ for the Sierpinski triangle using integrals along Edges.

In this case the renormalization constant can also be computed analytically. Integration by parts and the fact that we use piecewise linear interpolation ($u'' = 0$ inside edges) yields

$$\mathcal{E}_n^{(1)}(u, v) = \sum_{x \sim_n y} u'(t)v(t)|_x^y - \int_x^y u''(t)v(t)d\nu_n^1 = \sum_{x \sim_n y} u'(y)v(y) - u'(x)v(x).$$

Having into account that the length of the edges of the n approximation of K is $1/2^n$, we get,

$$\mathcal{E}_n^{(1)}(u, v) = \sum_{x \sim_n y} \frac{u(y) - u(x)}{1/2^n} v(y) - \frac{u(y) - u(x)}{1/2^n} v(x) = 2^n \sum_{x \sim_n y} (u(y) - u(x))(v(y) - v(x)).$$

Therefore,

$$A_n^{(1)} = 2^n \cdot \tilde{\Delta}_n \quad \text{and} \quad \Delta_n = \left(\frac{5}{2}\right)^n A_n^{(1)}.$$

Due to (23) and (7) we see that renormalization constant for the family $A_n^{(1)}$ is $r^{(1)} = \frac{5}{4}$. In Table 3 we show the results of computing the renormalization constant using the procedure explained in Section 4.2. This is a numerical verification that for the case of the Sierpinski triangle the computation agrees with the exact value of the renormalization constant just derived.

4.3.2 Area integrals

Introduce the bilinear form,

$$\mathcal{E}_n^{(2)}(u, v) = \sum_{\tau \in K_n} \int_{\tau} \nabla u \nabla v d\nu_n^{(2)}, \quad (24)$$

where ∇u denotes the two-dimensional gradient of the two-dimensional linear interpolation of the nodal value of u in the triangle τ . The measure $\nu_n^{(2)}$ is the area measure restricted to K_n and normalized such that the total area of (all the triangles of) V_n is one. Note that, for each n , there is 3^n each of them of area $\frac{\sqrt{3}}{4} \frac{1}{2^{2n}}$ for a total area of $\frac{\sqrt{3}}{4} (\frac{3}{4})^n$ before rescaling.

We formulate the following discrete problem,

$$\begin{cases} \mathcal{E}_n^{(2)}(u, v) = \int g v d\nu_n^{(2)} \text{ para todo } v \in P^n \cap H_0^1. \\ u(x) = h(x), \quad x \in V_0. \end{cases} \quad (25)$$

This time the previous formulation is equivalent to the linear system,

$$A_n^{(2)} u = b_n^{(2)},$$

where

$$a_{i,j} = \int \nabla \varphi_i \nabla \varphi_j d\nu_n^{(2)},$$

and

$$b_i = \int f \varphi_i d\nu_n^{(2)}.$$

As before, a renormalization is needed, that is,

$$\begin{cases} (r^{(2)})^n \mathcal{E}_n^{(2)}(u, v) = \int g v d\nu_n^{(2)} \text{ para todo } v \in P^n \cap H_0^1. \\ u(x) = h(x), \quad x \in V_0. \end{cases} \quad (26)$$

Remark 4.2. The renormalization constant $r^{(2)}$ can be approximated using the procedure described in Section 4.2 by solving consecutive refinement level approximations with the constant function 1 as the right hand side and Dirichlet boundary conditions. See (17). In Table 4 we show the results of computing the renormalization constant.

In order to verify our computations we compute the renormalization constant analytically. This is possible in this case. Recall that,

$$\mathcal{E}_n^{(2)}(f, g) = \sum_{\tau \in K_n} \int_{\tau} \frac{\partial f}{\partial x} \frac{\partial g}{\partial x} + \frac{\partial f}{\partial y} \frac{\partial g}{\partial y} d\nu_n^2.$$

We use standard finite element analysis. Introduce the reference basis functions

$$\hat{P}_1(\hat{x}, \hat{y}) = 1 - \hat{x} - \hat{y}, \quad \hat{P}_2(\hat{x}, \hat{y}) = \hat{x}, \quad \hat{P}_3(\hat{x}, \hat{y}) = \hat{y}.$$

defined in the reference triangle $\hat{\tau}$ with vertices $(0, 0)$, $(1, 0)$ and $(0, 1)$. This reference triangle can be mapped into the triangles of K_n by an affine mapping in two dimensions. If we consider the triangle τ of K_n with vertices $\vec{x}_1 = (x_1, y_1)$, $\vec{x}_2 = (x_2, y_2)$ and $\vec{x}_3 = (x_3, y_3)$, this mapping is given by $F_{\tau} : \hat{\tau} \rightarrow \tau$ defined by

$$F(\vec{x}) = V\vec{x} + \vec{x}_1; \quad V = \begin{pmatrix} x_2 - x_1 & y_2 - y_1 \\ x_3 - x_1 & y_3 - y_1 \end{pmatrix}.$$

Define $P_i(\vec{x}) = \hat{P}_i(F^{-1}(\vec{x}))$, $i = 1, 2, 3$. Any linear function on τ is a linear combination of the basis functions P_1, P_2, P_3 , in particular if u is a linear function on τ we have $u(\psi) = u(x)P_1(\psi) + u(y)P_2(\psi) + u(z)P_3(\psi)$. From the definition of P_i is easy to see that

$$V^{-1} = \begin{pmatrix} \frac{\partial P_2}{\partial x} & \frac{\partial P_3}{\partial x} \\ \frac{\partial P_2}{\partial y} & \frac{\partial P_3}{\partial y} \end{pmatrix} = \frac{1}{\det(V)} \begin{pmatrix} y_3 - y_1 & y_1 - y_2 \\ x_1 - x_3 & x_2 - x_1 \end{pmatrix}.$$

Moreover, we also have,

$$\frac{\partial P_1}{\partial x} = -\frac{\partial P_2}{\partial x} - \frac{\partial P_3}{\partial x}, \quad \frac{\partial P_1}{\partial y} = -\frac{\partial P_2}{\partial y} - \frac{\partial P_3}{\partial y}.$$

We also recall that $\det(V) = \frac{\sqrt{3}l^2}{2}$ where $l = 2^{-n}$ is the diameter of the triangle. We can then compute,

$$\begin{aligned}
a_A(P_1, P_1) &= \int_{\tau} \left(\frac{\partial P_1}{\partial x} \right)^2 + \left(\frac{\partial P_1}{\partial y} \right)^2 d\nu^{(2)} \\
&= \frac{4}{3l^4} \int_{\tau} (y_3 - y_2)^2 + (x_3 - x_2)^2 d\nu^{(2)} \\
&= \frac{4}{3l^2} \int_{\tau} 1 d\nu^{(2)} \quad \text{since} \quad (y_3 - y_2)^2 + (x_3 - x_2)^2 = l^2, \\
&= \frac{\sqrt{3}}{3}.
\end{aligned}$$

Analogously we have,

$$\begin{aligned}
a_A(P_1, P_2) &= \int_{\tau} \frac{\partial P_1}{\partial x} \frac{\partial P_2}{\partial x} + \frac{\partial P_1}{\partial y} \frac{\partial P_2}{\partial y} d\nu^{(2)} \\
&= \frac{4}{3l^4} \int_{\tau} -l^2 + \langle (x_2 - x_1, y_2 - y_1), (x_3 - x_1, y_3 - y_1) \rangle d\nu^{(2)} \\
&= \frac{4}{3l^2} \int_{\tau} l^2 (1 - \cos(60^\circ)) d\nu^{(2)} = -\frac{\sqrt{3}}{6}.
\end{aligned}$$

Having into account that each interior node belongs only to two-triangles and that two distinct nodes share an edge in at most one triangle, we conclude that the assembled global matrix is given by

$$A_n^2 = [a_{ij}] = \begin{cases} \frac{\sqrt{3}}{3} & \text{if } i = j. \\ -\frac{\sqrt{3}}{6} & \text{if } i \neq j, \end{cases} \quad (27)$$

where i and j corresponds to the index of interior nodes. We see that,

$$A_n^{(2)} = [a_{ij}] = \frac{\sqrt{3}}{6} \cdot \begin{cases} p_{ii} & \text{if } i = j. \\ -1 & \text{if } i \sim_n j. \end{cases}, \quad \text{and then} \quad A_n^{(2)} = \frac{\sqrt{3}}{6} \cdot \tilde{\Delta}_n. \quad (28)$$

Recall that $\tilde{\Delta}_n$ was defined as the graph laplacian of the n approximation of the Sierpinski triangle.

We note the following relation between the renormalized measure and the measure induced by the area measure, for any n , we have

$$\int f d\mu_n \approx \frac{4}{\sqrt{3}} 4^{-n} \int f d\nu_n^{(2)}, \quad (29)$$

that follows by computing the length integrals using the trapezoidal rule.

From (28) and (29), we then have that the exact value of the renormalization constant is the same as the one for the construction based on length measures. This result verifies the numerical computations obtained in Table 4.

4.4 Illustrations of the numerical methods

This section shows the numerical solution of the Laplace equation posed in some fractal sets. In particular, we consider the Sierpinski triangle, the Kosh curve, and two Hata trees. As we discussed before, we can approximate the solution by

$(n, n+1)$	$\max_x r_{n,n+1}$	$\text{mean}_x r_{n,n+1}$
(4,5)	1.2500	1.2500
(5,6)	1.2500	1.2500
(6,7)	1.2500	1.2500

Table 4: Values of $r_{n,n+1}$ for the Sierpinski triangle using area measures.

- Renormalized Finite Difference (rFD):
 - Pre-processing: We solve a model problem with a given Dirichlet condition and $g(x) = 1$ as the forcing term in several graph approximations of the fractal set to compute an approximation of the renormalization constant.
 - Online step: we solve for the actual forcing term with the renormalized graph laplacian using the approximation of the renormalization constant computed in the pre-processing step.
- Renormalized Finite Element Method with line integrals (rFEM1D):
 - Pre-processing: approximation of the renormalization constant as before.
 - Online step: solution with actual right-hand side
- Renormalized Finite Element Method with area integrals (rFEM2D):
 - Pre-processing: approximation of the renormalization constant as before.
 - Online step: solution with actual right hand side

4.4.1 The Sierpinski triangle

For problems posed on the Sierpinski triangle recall that $V_0 = \{a_0, a_1, a_2\}$. We want to approximate the solution of

$$\begin{cases} -\Delta u(x, y) = f(x, y), \\ u(a_0) = 1, \quad u(a_1) = 0, \quad u(a_2) = 0. \end{cases}$$

In Figure 5 we illustrate some results.

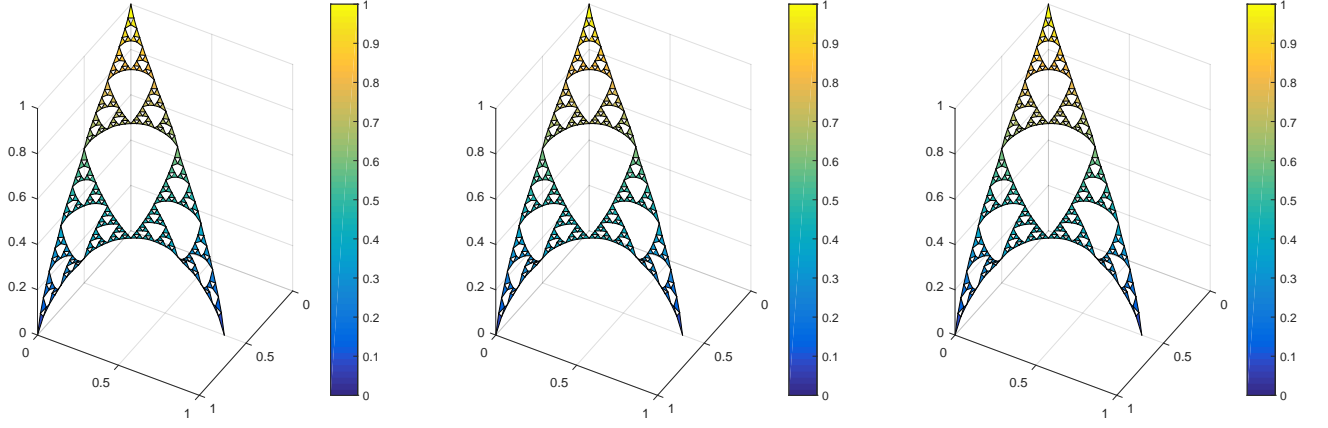


Figure 5: Approximated solution with rFD (left), rFEM1D (center) and rFEM2D (right). Here $g(x, y) = \sin(x + y)$, $u(a_0) = 1$, $u(a_1) = u(a_2) = 0$ and we consider V_5 the fifth level approximation of the Sierpinski triangle.

4.4.2 The Kosh curve

For problems posed on the Kosh curve, recall that $V_0 = \{(0, 0), (1, 0)\}$. We want to approximate the solution of

$$\begin{cases} -\Delta u(x, y) = g(x, y), \\ u(a_0) = 1, \quad u(a_1) = 0. \end{cases}$$

We use the method introduced in section 4.3.1; if we associate the Laplacian with the energy defined by integrations over the edges, we have

$$\begin{cases} (r^{(1)})^n \mathcal{E}_n^{(1)}(u, v) = \int g v d\mu_n \text{ for all } v \in P^n \cap H_0^1. \\ u(x) = h(x), \quad x \in V_0, \end{cases} \quad (30)$$

where μ_n is the length measure restricted to edges and $r^{(1)} = \frac{16}{9}$ was computed in Table (6) using the procedure described in Section 4.2.

$(n, n + 1)$	$\max_x r_{n,n+1}$	$\text{mean}_x r_{n,n+1}$
(3,4)	1.7778	1.7778
(4,5)	1.7778	1.7778
(5,6)	1.7778	1.7778

Table 5: Values of $r_{n,n+1}$ that the Kosh curve.

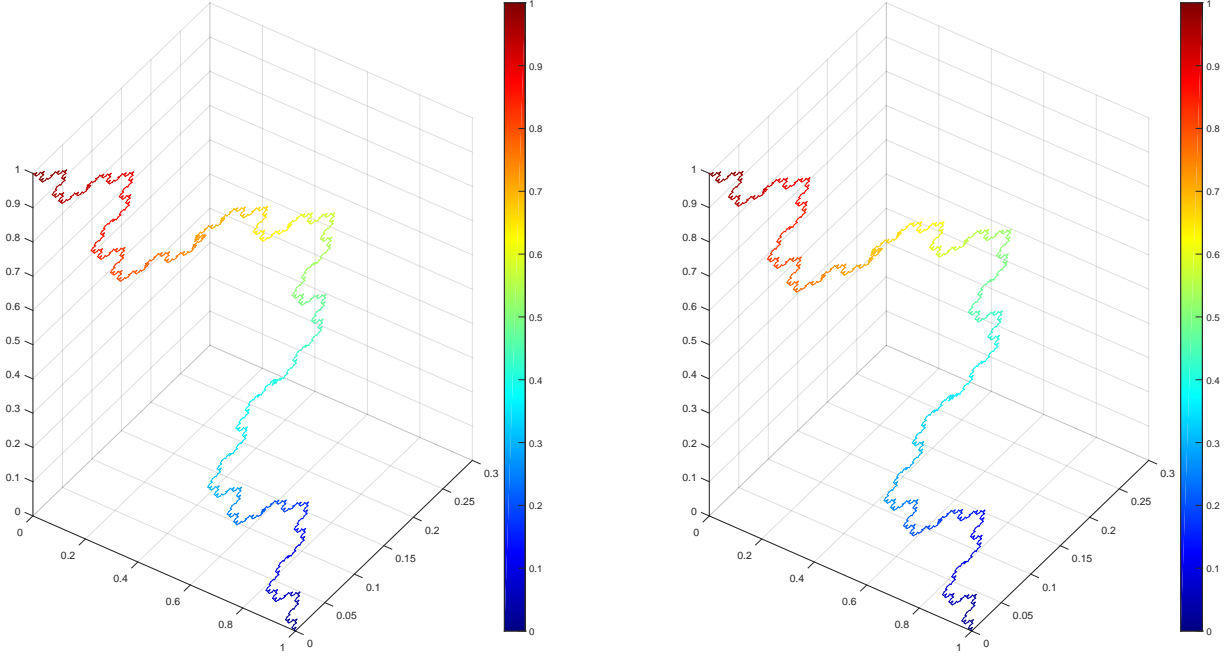


Figure 6: Approximated solution with rFD (left) and rFEM1D (right). Here $g(x, y) = \sin(x + y)$, $u(a_0) = 1$, $u(a_1) = 0$ and we consider V_5 the fifth level approximation of the Kosh curve.

$(n, n+1)$	$\max_x r_{n,n+1}$	$\text{mean}_x r_{n,n+1}$
(3,4)	1.6667	1.6667
(4,5)	1.6667	1.6667
(5,6)	1.6667	1.6667

Table 6: Values of $r_{n,n+1}$ for the Hata tree.

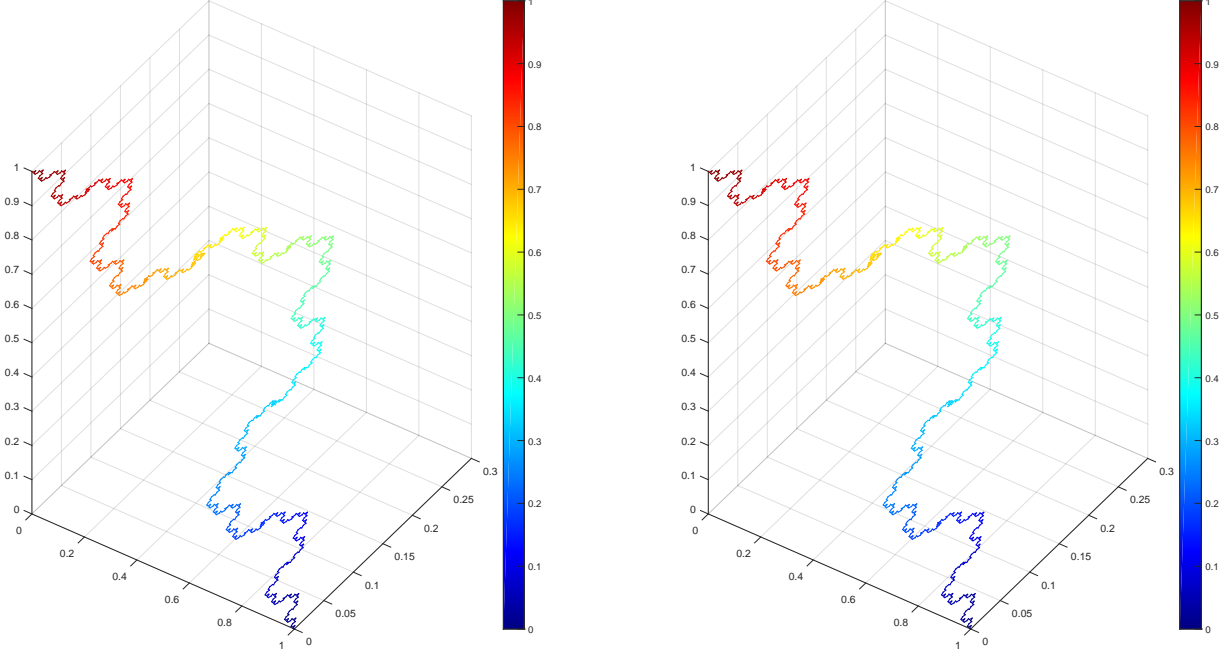


Figure 7: Approximated solution with rFD (left) and rFEM1D (right). Here $g(x, y) = 0$, $u(a_0) = 1$, $u(a_1) = 0$ and we consider V_3 the third level approximation of the Kosh curve.

4.4.3 The Hata tree

In the find method, the solution of the following equation is the same as that studied before, where $V_0 = \{(0, 0), (1, 0)\}$.

$$\begin{cases} -\Delta u(x, y) = g(x, y). \\ u(a_0) = 1, \quad u(a_1) = 0, \end{cases}$$

if we associate the Laplacian with the energy on edge, we have

$$\begin{cases} (r^{(1)})^n \mathcal{E}_n^{(1)}(u, v) = \int g v d\mu_n \text{ for all } v \in P^n \cap H_0^1. \\ u(x) = h(x), \quad x \in V_0. \end{cases} \quad (31)$$

Where μ_n is the self-similar measure that the Kosh curve and the renormalization constant is given for $r^{(1)} = \frac{5}{3}$, see Table 6.

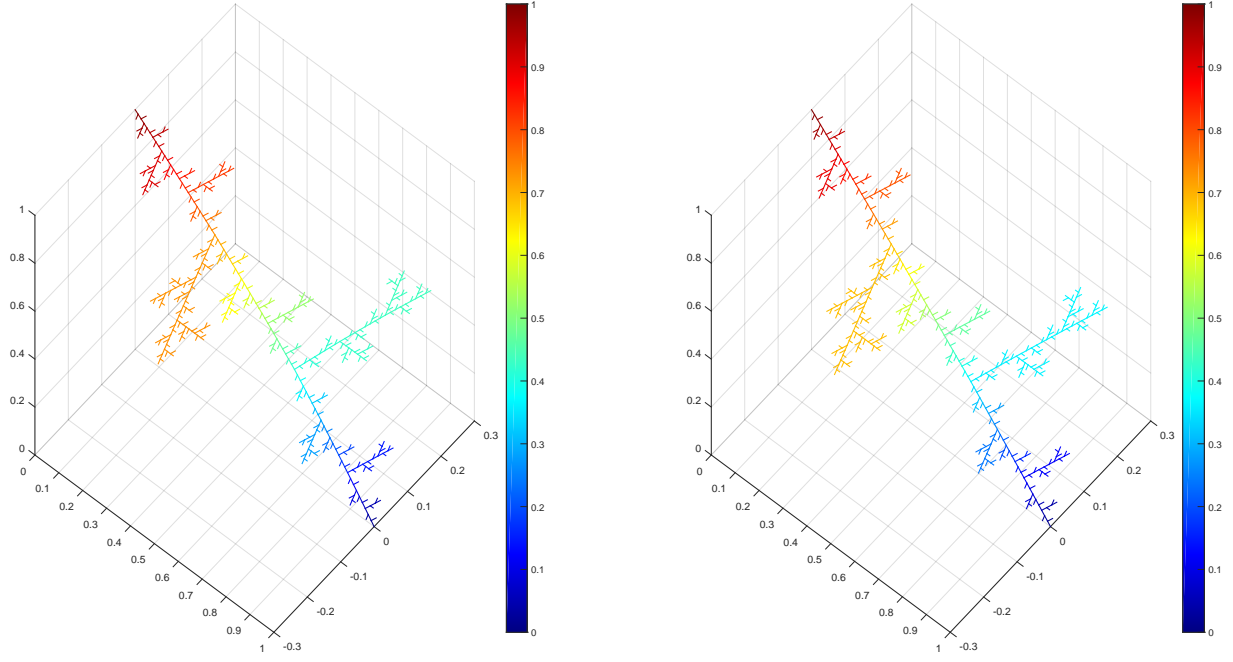


Figure 8: Approximated solution with rFD (left) and rFEM1D (right). Here $g(x, y) = \sin(x + y)$, $u(a_0) = 1$, $u(a_1) = 0$ and we consider V_3 the third level approximation of the Hata tree.

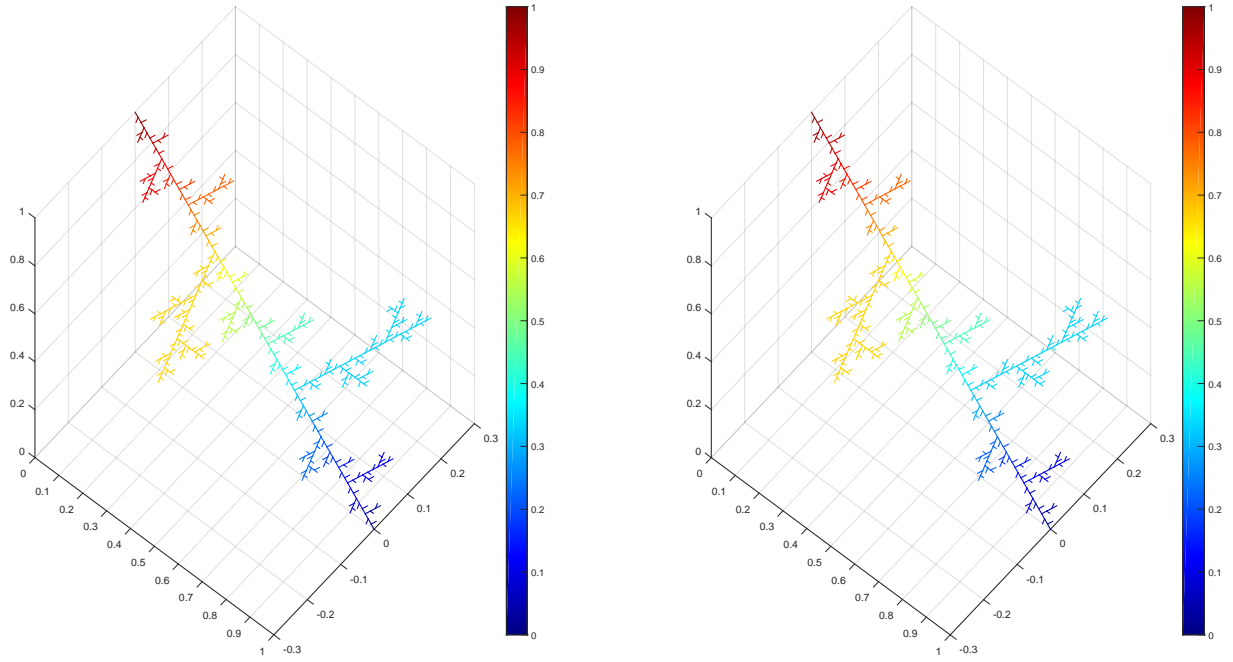


Figure 9: Approximated solution with rFD (left) and rFEM1D (right). Here $g(x, y) = 0$, $u(a_0) = 1$, $u(a_1) = 0$ and we consider V_3 the third level approximation of the Hata tree.

4.4.4 Hata tree in the space

For this fractal we use only rFD method (4.1), In Figure 10 we present a computed solution.

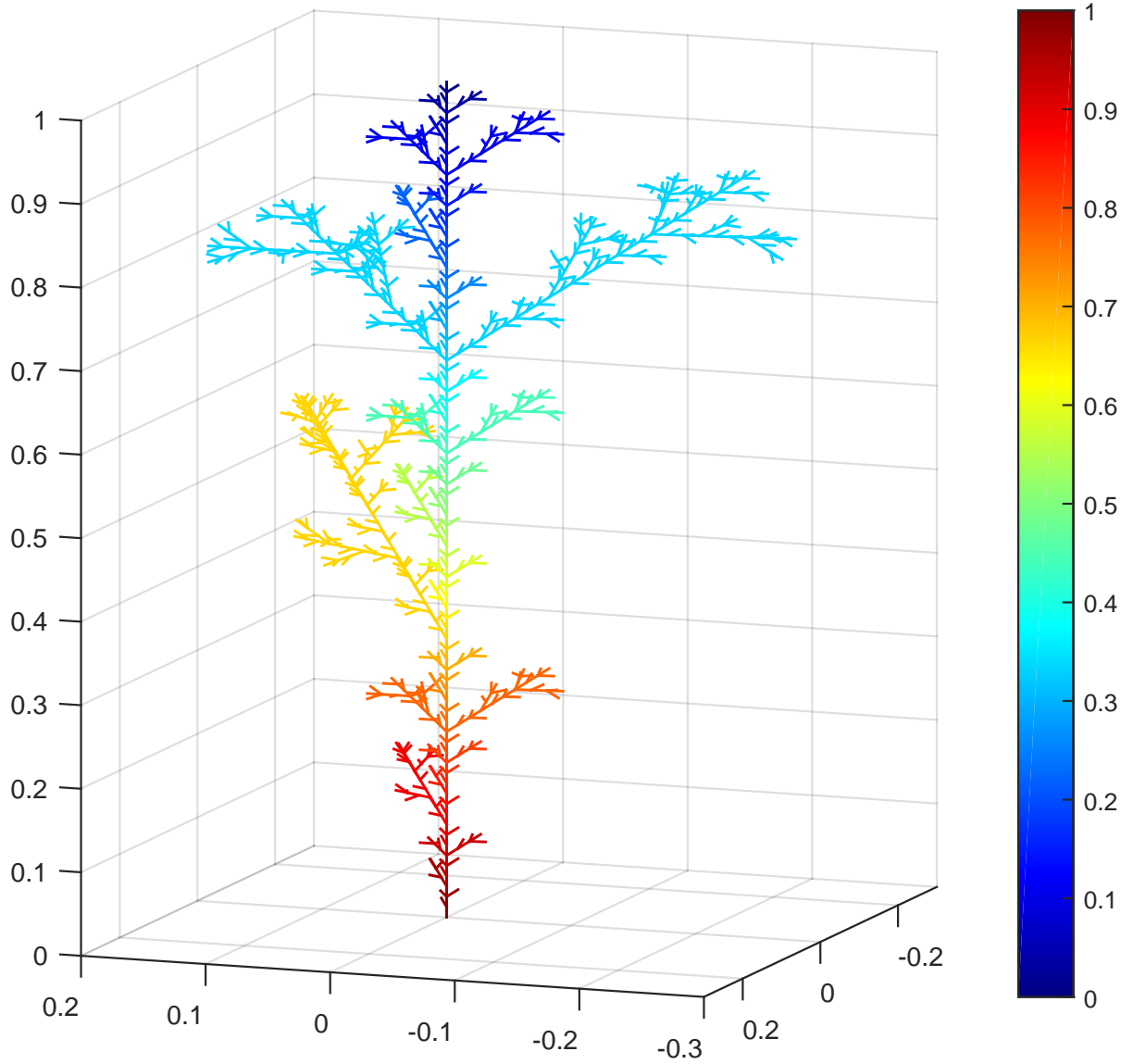


Figure 10: Approximated solution with rFD. Here $g(x, y) = 0$, $u(a_0) = 1$, $u(a_1) = 0$ and we consider V_3 the third level approximation of the Hata tree in the space.

5 Conclusions

This paper designed a numerical procedure to approximate solutions to diffusion problems on self-similar fractal sets. We start with a discrete approximation of the fractal and the derivatives in standard non-renormalized formulations. We can then precompute the renormalization constant needed to approximate the actual differential operators on the fractal set. In particular, we present examples with the Sierpinski triangle using standard graph weights and adjacency matrices (Finite Difference method) or using weak forms with length or area measures (Finite Element method). In the Finite Element method with length measure, the derivatives in the weak forms are classical

derivatives along the edges with integration concerning the length measure. In the finite element method with area measure, we use partial derivatives with integration in two dimensions on triangles of the approximation of the Sierpinski triangle. We also present additional illustrations with the Kosh curve and the Hata tree.

It is also important to mention that the implementation of finite elements is simple and does not have significant changes to the finite element method for differential equations in open domains. Also, the renormalization constant does not need to be known a priori. We can use finite element codes that work on triangulations in general, and only the “triangulation” or graph that approximates the fractal must be used as input for these codes. The renormalization constant can be precomputed as proposed in this paper. We observe that diffusion processes on these fractal sets can be approximated by classical diffusion processes (involving classical derivatives) on fractal approximations. These must be rescaled by the scale parameter that can be precomputed. The authors will explore this idea and the related numerical analysis in future works.

Acknowledgements

The authors thank Professor Milton Jara for introducing us to the topic of diffusion on fractals.

References

- [1] Jara Milton. 2013. *Análise em fractais*, coloquio Brasileiro de matemáticas, Instituto Nacional de Matemática Pura e Aplicada (Impa), Brasil.
- [2] Kigami Jun. 2001. *Analysis on fractal*, Volumen 143. Cambridge University.
- [3] Strichartz Robert. 2006. *Differential equations on fractal, a tutorial*, Priceton university.
- [4] Jane C. 2006. *Reaction and Diffusion on the Sierpinski gasket*, Tesis de doctorado en Filosofía, Universidad de Manchester, Inglaterra.
- [5] Yves Achdou. 2006. Christophe Sabot, Nicoletta Tchou, *Diffusion and propagation problem in some ramified domains with a fractal boundary*.
- [6] P. Bagnolini, A. Buffa, E. Vacca. 2006. *Finite elements for prefactal transmission problem*.
- [7] Stig Larsson. 2009. *Partial differential equations with numerical methods*.
- [8] Antonio-Mihail Nuica. 2010. *Renormalization of generalized “abc” gaskets*.
- [9] Gibbon M., Raj A., Strichartz R. 2001. *The finite element method on the Sierpinski gasket*, Constructive approximation, Springer-Verlag New York.