

Prescribed-time Control for Linear Systems in Canonical Form Via Nonlinear Feedback

Hefu Ye, and Yongduan Song*, *Fellow, IEEE*

Abstract—For systems in canonical form with nonvanishing uncertainties/disturbances, this work presents an approach to full state regulation within prescribed time irrespective of initial conditions. By introducing the smooth hyperbolic-tangent-like function, a nonlinear and time-varying state feedback control scheme is constructed, which is further extended to address output feedback based prescribed-time regulation by invoking the prescribed-time observer, all are applicable over the entire operational time zone. As an alternative to full state regulation within user-assignable time interval, the proposed method analytically bridges the divide between linear and nonlinear feedback based prescribed-time control, and is able to achieve asymptotic stability, exponential stability and prescribed-time stability with a unified control structure.

Index Terms—Nonlinear feedback, prescribed-time stability, output feedback, full state regulation

I. INTRODUCTION

FINITE-time convergence is highly desirable in many real-world automation applications, where the ultimate control goals are to be realized within finite time rather than infinite time, *e.g.*, auto parts assembling, spacecraft rendezvous and docking [1], [2], and proportional navigation guidance [3], etc. Various approaches to finite-time convergence have been reported in literature, including: finite-time control, fixed-time control, time-synchronized control, predefined-time control and prescribed-time control. The prototype of the finite-time Lyapunov theory originates from $\dot{V}(x) + kV^a(x) \leq 0$ where $V(x)$ is a positive definite function, and $a \in (0, 1)$, $k \in \mathbf{R}^+$.

As an effort to achieve finite-time stabilization for high-order systems, the homogeneous method, terminal sliding mode method and adding a power integrator method are successively proposed (see, for instance, [4]–[11]), which greatly promote the development of finite-time control theory. Since the convergence (settling) time therein depends on initial conditions and design parameters, the notion of fixed-time control is then introduced in [12] and [13], where the fractional-order plus odd-order feedback is used, leading to different closed-loop system dynamics, so that the upper boundary of the convergence time can be estimated without using initial conditions. However, neither finite-time control nor fixed-time

control can actually achieve state regulation within one unified time. The time-synchronized control scheme proposed in [14] and [15], based on the norm-normalized sign function, is shown to be able to achieve output regulation simultaneously for different initial conditions with a unified control law.

To further alleviate the dependence of the settling time on design parameters, a predefined-time approach is exploited to estimate the upper bound of the convergence time in [16] and [17] by multiplying exponential signals on the basis of fractional power feedback signals. Recently, the notion of prescribed-time control is proposed in [18], which allows the user to assign the convergence time at will and irrespective of initial conditions or any other design parameter, thus offers a clear advantage over those that do not. With this concept, three different approaches have been developed, namely, states transformation approach, temporal scale transformation approach, and parametric Lyapunov equation based approach (*e.g.*, [18]–[24]). Based on states transformation approach, the distributed consensus control algorithms are studied for multi-agent systems in [25]–[27], and a prescribed-time observer based output feedback algorithm is elegantly established for linear systems in [28]. Subsequent works further consider more complex systems, such as stochastic nonlinear systems [29] and LTI systems with input delay [30]. In addition, by using temporal scale transformation, a triangularly stable controller is proposed for the perturbed system in [31], a dynamic high-gain feedback algorithm is established for strict-feedback-like systems in [19], and some distributed algorithms are developed for multi-agent systems in [32]–[34]. Based upon parametric Lyapunov equation, a finite-time controller and a prescribed-time controller are studied for linear systems in [1] and [21], and then generalized to nonlinear systems in [35].

Theoretically inclined, prescribed-time control systems, under some generic design conditions, are capable of tolerating large parametric, structural and parameterizable disturbance uncertainties on the finite time interval, to ensure desired control performance, in addition to system stability. This property comes from a time-varying function which goes to ∞ as t tends to the prescribed time. Different from [18], [22], [25], where the time-varying function is used to scale the coordinate transformations, this paper only introduces the time-varying function into the virtual/actual controller. The advantage of this approach is that a simpler controller results and the control effort is reduced. In addition, to obtain far superior transient performance, we choose a new feedback scheme that the regular feedback signal can be reconstructed into some suitable forms by a nonlinear mechanism with high

This work was supported by the National Natural Science Foundation of China under grant (No.61991400, No.61991403, No.61860206008, and No.61933012). (Corresponding Author: Yongduan Song.)

H. F. Ye is with Chongqing Key Laboratory of Autonomous Systems, Institute of Artificial Intelligence, School of Automation, Chongqing University, Chongqing 400044, China, and also with Star Institute of Intelligent Systems (SIIS), Chongqing 400044, China. (e-mail: yehefu@cqu.edu.cn).

Y. D. Song is with Chongqing Key Laboratory of Autonomous Systems, Institute of Artificial Intelligence, School of Automation, Chongqing University, Chongqing 400044, China. (e-mail: ydsong@cqu.edu.cn).

design degrees of freedom.¹

Motivated by the above discussions, this paper revisits the prescribed-time control of high-order systems via a novel nonlinear feedback approach. In Section II, a useful hyperbolic-tangent-like function and a novel lemma are presented. In Section III, we study the prescribed-time control for certain LTI systems by using a nonlinear and time-varying feedback, both full state feedback and partial state feedback are considered. Section IV gives a extend prescribed-time control algorithm for uncertain LTI systems. Section V concludes this paper. The main contributions of this paper are as follows:

- Both full state and partial state feedback controller are designed to achieve state regulation within prescribed time irrespective of initial conditions and any other design parameter. A non-stop running implementation method with ISS property is proposed for the first time.
- Unlike most existing solutions that usually use the regular (direct) state feedback, this paper proposes to use the “re-shaped” feedback states through the hyperbolic-tangent-like function, so as to establish a nonlinear and time-varying feedback control strategy capable of addressing asymptotic, exponential and prescribed-time control uniformly under certain conditions.
- For high-order systems with non-parametric uncertainties/disturbances, we propose a prescribed-time sliding mode control scheme, melting attractive stability and robustness features at the transition and steady-state stages.

Notations: \mathbf{R} is the set of nonnegative real numbers, $\mathbf{R}^+ = \{x \in \mathbf{R} : x > 0\}$. For non zero integers m and n , let $0_{m \times n}$ be the (m, n) -matrix with zero entries, and $J_n = ((0_{(n-1) \times 1}, I_{n-1})^\top, 0_{n \times 1})^\top$ and $\mathcal{L}_n(\mathbf{a}) = ((0_{n \times (n-1)}), \mathbf{a})^\top$ where $\mathbf{a} = (a_1, \dots, a_n)^\top$. $\ell_\infty[0, t_p]$ denotes ℓ_∞ on $[0, t_p]$. Denote by \mathcal{K} the set of class \mathcal{K} -functions and denote by \mathcal{KL} the set of class \mathcal{KL} -functions (see Section 4.4 in [37]). For any vector \mathbf{z} , we use \mathbf{z}^\top and $\|\mathbf{z}\|$ to denote its transpose and Euclidean norm respectively. $\lim_{t \rightarrow T} f(\cdot)$ denotes the limit of $f(\cdot)$ as $t \rightarrow T$. We denote by $\bullet^{(q)}$ ($q = 0, \dots, n$) the q -th derivative of \bullet , and denote by \bullet^q the q -th power of \bullet .

II. PRELIMINARIES

A. Problem Statement

We restrict our analysis to the following system in canonical form with uncertainties/disturbances

$$\begin{cases} \dot{\mathbf{x}}(t) = \mathbf{A}\mathbf{x}(t) + \mathbf{B}u(t) + \mathbf{D}(\mathbf{x}, t) \\ y(t) = \mathbf{C}\mathbf{x}(t) \end{cases} \quad (1)$$

where $\mathbf{A} = J_n + \mathcal{L}_n(\mathbf{a})$ is the system matrix, $\mathbf{B} = [0, \dots, 0, 1]^\top$, $\mathbf{C} = [b_0, b_1, \dots, b_{n-1}]$ are coefficient vectors, $\mathbf{D} = [0, \dots, 0, d(\mathbf{x}, t)]^\top$ with $d(\mathbf{x}, t) : \mathbf{R}^n \times [0, \infty) \rightarrow \mathbf{R}$ modeling the unknown nonvanishing uncertainties/disturbances of the system, $\mathbf{x}(t) = [x_1, \dots, x_n]^\top \in \mathbf{R}^n$ is the vector of system states, and $u(t) \in \mathbf{R}$ is the control input. (\mathbf{A}, \mathbf{B}) is controllable and (\mathbf{A}, \mathbf{C}) is observable. The

control objective is to design a feedback control $u(t)$ to stabilize (1) within prescribed-time t_p , i.e., $\mathbf{x}(t) \in \ell_\infty[0, t_p]$ and $\lim_{t \rightarrow t_p} \{x_i(t)\}_{i=1}^n = 0$. We are particularly interested in making use of the feedback information x through a nonlinear way to construct the control scheme.

Definition 1: [30] The origin of the system $\dot{\mathbf{x}} = f(\mathbf{x}, t)$ is said to be prescribed-time globally asymptotically stable (PT-GUAS) if there exist a class \mathcal{KL} function β and a function $\mu : [0, t_p] \rightarrow \mathbf{R}^+$ such that μ tends to infinity as t goes to t_p and, $\forall t \in [0, t_p]$

$$\|\mathbf{x}(t)\| \leq \beta(\|\mathbf{x}(0)\|, \mu(t)),$$

where t_p is a time that can be prescribed in the design.

B. Hyperbolic-tangent-like Function

Instead of using x directly, we process the feedback information x through the following hyperbolic-tangent-like function $h(x) : (-\infty, +\infty) \rightarrow (-\frac{1}{b}, \frac{1}{a})$ as:

$$h(x) := \frac{e^{ax} - e^{-bx}}{ae^{ax} + be^{-bx}}, \quad 0 < b \leq a \quad (2)$$

where a and b are design parameters, which becomes the standard hyperbolic tangent function for $a = b = 1$. Such nonlinear feedback exhibits two salient properties.

Property 1: The function $h(x)$ is \mathcal{C}^∞ on \mathbf{R} and $h(x) = 0$ if and only if $x = 0$. Under $0 < b \leq a$, the inequality $0 \leq |x|h(|x|) \leq xh(x)$ holds.

Proof: Define a continuous function $F(x) = xh(x) - |x|h(|x|)$. For $\forall x \geq 0$, we have

$$F(x) = \frac{x(e^{ax} - e^{-bx})}{ae^{ax} + be^{-bx}} - \frac{|x|(e^{a|x|} - e^{-b|x|})}{ae^{a|x|} + be^{-b|x|}} \equiv 0.$$

For $\forall x < 0$, it follows that

$$\begin{aligned} F(x) &= \frac{x(e^{ax} - e^{-bx})}{ae^{ax} + be^{-bx}} - \frac{x(e^{bx} - e^{-ax})}{be^{bx} + ae^{-ax}} \\ &= \frac{x(b-a)(e^{(a+b)x} + e^{-(a+b)x} - 2)}{(ae^{ax} + be^{-bx})(be^{bx} + ae^{-ax})} \geq 0. \end{aligned}$$

Thus, under $0 < b \leq a$, the inequality $F(x) \geq 0$ holds for $\forall x \in (-\infty, +\infty)$, implying that $0 \leq |x|h(|x|) \leq xh(x)$ for $\forall x \in (-\infty, +\infty)$. ■

Property 2: Function $h(x)$ is strictly monotonically increasing with respect to (w.r.t.) x , its upper and lower bounds are $1/a$ and $-1/b$, respectively. By selecting different design parameters a and b , various functions can be obtained from $h(x)$. In particular, if choosing a and b small enough, then $h(x) = x$.

Proof: The upper and lower bounds of $h(x)$ are

$$\begin{aligned} \lim_{x \rightarrow +\infty} h(x) &= \lim_{x \rightarrow +\infty} \frac{e^{ax} - e^{-bx}}{ae^{ax} + be^{-bx}} = \frac{1}{a}, \quad a > 0 \\ \lim_{x \rightarrow -\infty} h(x) &= \lim_{x \rightarrow -\infty} \frac{e^{ax} - e^{-bx}}{ae^{ax} + be^{-bx}} = -\frac{1}{b}, \quad b > 0. \end{aligned}$$

When a and b are sufficiently small, for $x \in (-\infty, +\infty)$, by using *L'Hôpital's Rule*, we have

$$\begin{aligned} \lim_{\substack{a \rightarrow 0 \\ b \rightarrow 0}} \frac{e^{ax} - e^{-bx}}{ae^{ax} + be^{-bx}} &= \lim_{\substack{a \rightarrow 0 \\ b \rightarrow 0}} \frac{xe^{ax} + xe^{-bx}}{e^{ax} + axe^{ax} + e^{-bx} - bxe^{-bx}} \\ &= x \end{aligned}$$

¹Some early literature exploit similar ideas to improved control performance. For example, in classical proportional-integral-differential (PID) control, the feedback signal x is processed by proportion, integral or differential to construct the classical PI, PD or PID control.

implying that the expanded/compressed signal $h(x)$ reverses back to the regular signal x . ■

Remark 1: The classical finite-time control adopts fractional power of x (i.e., $x^{1/3}$) to expand the feedback signal x on $x \in [-1, 1]$, and compress x on $x \in (-\infty, -1) \cup (-1, +\infty)$; the fixed-time control uses an additional nonlinear damping term (e.g., x^3) on the basis of the original feedback signal to expand the feedback signal on $(-\infty, +\infty)$. Consequentially, different feedback signals cause different convergence properties, which is mainly reflected in the relationship between settling time and initial conditions. Since the hyperbolic-tangent-like function $h(x)$ can expand or compress the feedback signal with different a and b , it provides control design extra flexibility and degree of freedom. In addition, the right-hand side of (2) remains bounded within $(-1/b, 1/a)$ even if $|x|$ grows large, this special property makes $h(x)$ perfectly suitable to function as the core part of the controller, and our motivation for this work partly stems from such appealing features of $h(x)$. Fig. 1 illustrates $h(x)$ with different a and b , and the fractional power feedback signals in terms of x .

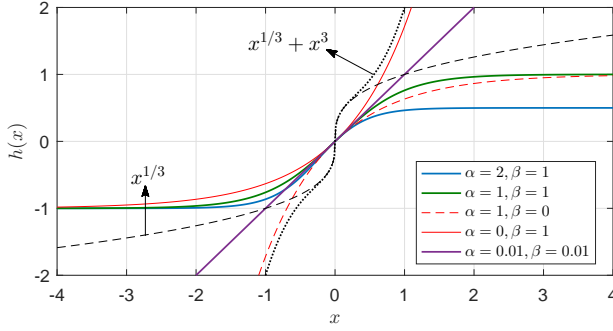


Fig. 1. Schematic figure of $h(x) = \frac{e^{ax} - e^{-bx}}{ae^{ax} + be^{-bx}}$ and the trajectories of $x^{1/3} + x^3$ and $x^{1/3}$.

The interesting feature behind this nonlinear feedback is that it includes regular (direct) feedback of x as a special case, and it allows the linear regular feedback control and nonlinear feedback control to be unified through such function, providing a variety of ways to making use of x for control development. By using properties of the hyperbolic-tangent-like function, we establish the following lemma, which is crucial to our later technical development.

Lemma 1: Consider the functions $\mu(t) = 1/(t_p - t)$ and $h(x)$ be given as in (2). For $t \in [0, t_p)$, if a positive continuously differentiable function satisfies

$$\dot{V}(t) \leq -k\mu(t)h(V), \quad k > 1 \quad (3)$$

where $\dot{V} = -k\mu(t)h(V)$ if and only if $V = 0$, then we have $V(t) \leq \beta(V_0, \mu(t))$ and β being of class- \mathcal{KL} . In particular, it holds

$$\lim_{t \rightarrow t_p} V(t) = 0, \quad \lim_{t \rightarrow t_p} \dot{V}(t) = 0.$$

Proof: Consider the analytical expression of (3):

$$\dot{V} \leq \frac{-k}{t_p - t} \frac{e^{aV} - e^{-bV}}{ae^{aV} + be^{-bV}}, \quad (4)$$

Let $V_* = e^{aV} - e^{-bV}$, where $V_{*0} = e^{aV(0)} - e^{-bV(0)}$. Then we have $V_* \geq 0$, and

$$\begin{aligned} \dot{V}_* &\leq (ae^{aV} + be^{-bV}) \frac{-k}{t_p - t} \frac{e^{aV} - e^{-bV}}{ae^{aV} + be^{-bV}} \\ &\leq -k\mu V_* \end{aligned} \quad (5)$$

holds for $t \in [0, t_p)$. Hence we derive $V_* \leq \beta(V_{*0}, \mu(t))$ according to Lemma 1 in [18], namely $V_* \in \ell_\infty[0, t_p)$ and $\lim_{t \rightarrow t_p} V_* = 0$. The same result can be established for $(e^{aV} - e^{-bV})$. It follows from the fact V tends to $+\infty$ “slower” than $(e^{aV} - e^{-bV})$ as $V \rightarrow +\infty$ that $V(t) \in \ell_\infty[0, t_p)$ and $\lim_{t \rightarrow t_p} V(t) = 0$. In addition, the inequality (4) can be transformed into the following form:

$$V \leq \frac{1}{a} \ln(C_1(t_p - t)^k + e^{-bV}), \quad t \in [0, t_p) \quad (6)$$

where $C_1 = (e^{aV_0} - e^{-bV_0})/t_p^k$ is the integral constant. In fact, one can easily verify the following calculations

(6) $\Rightarrow e^{aV} - e^{-bV} \leq C_1(t_p - t)^k;$	(6.1)
$\Rightarrow \frac{e^{aV} - e^{-bV}}{t_p - t} \leq C_1(t_p - t)^{k-1};$	(6.2)
(6.1) $\Rightarrow (ae^{aV} + be^{-bV}) \dot{V} \leq -kC_1(t_p - t)^{k-1};$	(6.3)
(6.3) $\Rightarrow \dot{V} \leq \frac{-kC_1(t_p - t)^{k-1}}{ae^{aV} + be^{-bV}} \leq \frac{-k}{t_p - t} \frac{e^{aV} - e^{-bV}}{ae^{aV} + be^{-bV}}.$	(6.4)

Furthermore, from (6.3) we have $(a + b)\dot{V} \leq 0$ and

$$\dot{V} \leq \frac{-kC_1(t_p - t)^{k-1}}{ae^{aV} + be^{-bV}}, \quad \dot{V}(0) = \frac{-kC_1 t_p^{k-1}}{ae^{aV_0} + be^{-bV_0}}. \quad (7)$$

Indeed, notice that \dot{V} is a continuous function and $\dot{V} = -k\mu h(V)$ for $V = 0$, implying that $\dot{V} \in \ell_\infty[0, t_p)$ and $\dot{V}(t) \rightarrow 0$ as $t \rightarrow t_p$. This completes the proof. ■

As discussed earlier, when a and b are sufficiently small, we have $\lim_{a, b \rightarrow 0} h(V) = V$. Lemma 1 is therefore equivalent to the Corollary 1 in [18].

III. PRESCRIBED-TIME CONTROL FOR LINEAR SYSTEMS IN CANONICAL FORM WITHOUT UNCERTAINTIES

Motivated by the appealing features of the nonlinear scaling function $h(x)$, we now discuss how to introduce it into the prescribed-time control design of n -th order systems (1). We first design prescribed-time control schemes using nonlinear and time-varying full state feedback and partial state feedback to achieve full state regulation for system (1) without uncertainties/disturbances (i.e., $d(\mathbf{x}, t) \equiv 0$), then we extend the control scheme to cope with nonvanishing uncertainties/disturbances in the system.

A. Prescribed-time State Feedback Controller

By using the time-varying scaling function and the hyperbolic-tangent-like function as introduced in Section 2, we construct the vectors as

$$\begin{aligned} H(\mathbf{z}) &= [h(z_1), \dots, h(z_n)]^\top \\ \Gamma(\mathbf{z}) &= k\mu^r H(\mathbf{z}) \end{aligned} \quad (8)$$

where $\mu = 1/(t_p - t)$ and $h(\cdot)$ is defined in (2). In addition, we introduce the following two auxiliary vectors

$$\begin{aligned} \mathbf{z} &= \mathbf{x} + J_n^\top \Phi \\ \Phi &= J_n^\top (\dot{\Phi} + \mathbf{z}) + \Gamma(\mathbf{z}) \end{aligned} \quad (9)$$

where $\mathbf{z} = [z_1, \dots, z_n]^\top \in \mathbf{R}^n$, $\Phi = [\phi_1, \dots, \phi_n]^\top \in \mathbf{R}^n$. Note that J_n^\top is lower triangular, thus both \mathbf{z} and Φ can be easily calculated recursively (see (28) for specific example of computing z_i and ϕ_i). It is interesting to see that the convergence property of the closed-loop system only depends on the parameters a , b , k and r in vector $\Gamma(\mathbf{z})$.

Theorem 1: Consider system (1) with $d(\mathbf{x}, t) \equiv 0$ and the state feedback control law,

$$u = -B^\top (\mathcal{L}_n(\mathbf{a})\mathbf{x} + \Phi), \quad (10)$$

then all closed-loop signals are bounded and the origin of the closed-loop system (1) is:

- 1) **Globally uniformly asymptotically stable (GUAS)**, that is, $\|\mathbf{x}(t)\| \leq \beta(\|\mathbf{x}(0)\|, t)$, if the controller parameters are selected as $k > 0$ and $r = 0$. In addition, exponential output regulation is achieved if a and b are chosen sufficiently small.
- 2) **Prescribed-time globally uniformly asymptotically stable (PT-GUAS)**, that is, $\|\mathbf{x}(t)\| \leq \beta(\|\mathbf{x}(0)\|, \mu(t))$, if the controller parameters are selected as $k > n$ and $r = 1$.

Proof: By the definition of J_n , B and $\mathcal{L}_n(\mathbf{a})$, it is readily verified that $J_n J_n^\top + B B^\top = I_n$ and $B B^\top \mathcal{L}_n(\mathbf{a}) = \mathcal{L}_n(\mathbf{a})$, therefore, it holds that

$$\begin{aligned} \dot{\mathbf{z}} &= \mathbf{A}\mathbf{x} + \mathbf{B}u + J_n^\top \dot{\Phi} \\ &= (J_n + \mathcal{L}_n(\mathbf{a}))\mathbf{z} - J_n J_n^\top \Phi - \mathcal{L}_n(\mathbf{a})J_n^\top \Phi \\ &\quad - B B^\top \mathcal{L}_n(\mathbf{a})\mathbf{x} - B B^\top \Phi + \Phi - \Gamma(\mathbf{z}) - J_n^\top \mathbf{z} \\ &= (J_n + \mathcal{L}_n(\mathbf{a}))\mathbf{z} - \Phi - \mathcal{L}_n(\mathbf{a})(J_n^\top \Phi + \mathbf{x}) \\ &\quad + \Phi - \Gamma(\mathbf{z}) - J_n^\top \mathbf{z} \\ &= (J_n - J_n^\top)\mathbf{z} - \Gamma(\mathbf{z}). \end{aligned} \quad (11)$$

1) *proof of GUAS result:* we prove that the closed-loop system under the control law (10) with $r = 0$ (in this case, $\Gamma(\mathbf{z}) = kH(\mathbf{z})$) is GUAS. To this end, we define the error vector between $H(\mathbf{z})$ and $\mathbf{z}(t)$ as

$$\mathbf{E} := H(\mathbf{z}) - \mathbf{z}(t) \quad (12)$$

where $\mathbf{E} = [e_1, \dots, e_n]^\top \in \mathbf{R}^n$ is a smooth function satisfying $\lim_{\alpha, \beta \rightarrow 0} \mathbf{E} = \mathbf{0}$ and \mathbf{E} is bounded as long as $\mathbf{z}(t)$ is bounded. Consider a positive definite function $V_1 = \mathbf{z}^\top \mathbf{z}/2$, the time derivative of V_1 along (11) is

$$\dot{V}_1 = \mathbf{z}^\top (J_n - J_n^\top)\mathbf{z} - \mathbf{z}^\top \Gamma(\mathbf{z}) = -k\mathbf{z}^\top H(\mathbf{z}) \leq 0 \quad (13)$$

where the fact that $\mathbf{z}^\top (J_n - J_n^\top)\mathbf{z} = 0$, $\forall \mathbf{z} \in \mathbf{R}^n$ is used since $J_n - J_n^\top$ is a skew symmetric matrix. It follows from (13) that $\dot{V}_1 = 0$ if and only if $\mathbf{z} = \mathbf{0}$, thus the transformed system (11) is asymptotically stable on $[0, +\infty)$, establishing the same to system (1) according to the converging-input converging-output property of the corresponding auxiliary vectors.

From (13), it can be further shown that

$$\begin{aligned} \dot{V}_1 &= -k\mathbf{z}^\top (\mathbf{E} + \mathbf{z}) \leq -k\|\mathbf{z}\|^2 + k\|\mathbf{z}\|\|\mathbf{E}\| \\ &\leq -\frac{k}{2}\|\mathbf{z}\|^2 + \frac{k}{2}\Delta^2 \end{aligned} \quad (14)$$

where $\Delta := \sup\{\|\mathbf{E}\|\}$. By integrating both sides of the inequality (14), we obtain $V_1(t) \leq V_1(0)e^{-kt/2} + \Delta^2(1 - e^{-kt/2})$. If we further choose the design parameters a and b in

$H(\mathbf{z})$ small enough, one can obtain $\lim_{a, b \rightarrow 0} \Delta = 0$, yielding $V_1(t) \leq V_1(0)e^{-kt/2}$, thus we have $\|\mathbf{z}(t)\| \leq \|\mathbf{z}(0)\|e^{-kt/2}$ and the transformed system (11) is exponentially stable. In addition, it follows from (9) that $x_1(t) = z_1(t)$, therefore exponential output regulation to zero of (1) can be achieved. The word ‘‘exponential’’ actually means that ‘‘near exponential’’, because the parameters a and b can only be selected as sufficiently small, not zero.

2) *Proof of PT-GUAS result:* we now show that the closed-loop system under the control law (10) with $r = 1$ (in this case, $\Gamma(\mathbf{z}) = k\mu H(\mathbf{z})$) is PT-GUAS. For $t \in [0, t_p]$, there exists a continuous positive function $W(\mathbf{z}, t) = \sqrt{\mathbf{z}^\top \mathbf{z}/n}$ such that $W(\mathbf{z}, t) = 0$ as $\mathbf{z} = \mathbf{0}$ and

$$W^2 = \mathbf{z}^\top \mathbf{z}/n \Rightarrow W \leq \max\{|z_1|, \dots, |z_n|\} \triangleq z^* \quad (15)$$

In addition, its time derivative can be shown as

$$\begin{aligned} \dot{W} &= \frac{\mathbf{z}^\top \dot{\mathbf{z}}}{nW} = \frac{\mathbf{z}^\top (J_n - J_n^\top)\mathbf{z} - \mathbf{z}^\top \Gamma(\mathbf{z})}{nW} \\ &= -\frac{\mathbf{z}^\top \Gamma(\mathbf{z})}{nW} = -\frac{k\mu}{nW} \sum_{i=1}^n z_i h(z_i). \end{aligned} \quad (16)$$

Using Property 1 and (15), we have

$$\begin{aligned} \dot{W} &\leq -\frac{k\mu}{nW} \sum_{i=1}^n |z_i| h(|z_i|) \leq -\frac{k\mu}{nW} z^* h(z^*) \\ &\leq -\frac{k\mu}{nW} W h(W) = -\frac{k\mu}{n} h(W) \leq 0. \end{aligned} \quad (17)$$

Since we select $k > n$, then $k/n > 1$. By virtue of Lemma 1, one can prove that $W(t) \in \ell_\infty[0, t_p]$, $\dot{W}(t) \in \ell_\infty[0, t_p]$ and

$$\lim_{t \rightarrow t_p} W(t) = 0, \quad \lim_{t \rightarrow t_p} \dot{W}(t) = 0. \quad (18)$$

Hence the closed-loop signals $\{z_i\}_{i=1}^n \in \ell_\infty[0, t_p]$ and $\{\dot{z}_i\}_{i=1}^n \in \ell_\infty[0, t_p]$, and meanwhile converge to zero as t tends to t_p . Using the property of the hyperbolic-tangent-like function, we can proceed to prove that $\Gamma(\mathbf{z}) \in \ell_\infty[0, t_p]$ and the convergence of which to zero at the prescribed time.

By means of the auxiliary vectors as introduced in (9), one can find that $x_1 = z_1$ and the following closed-loop z_1 -dynamics holds

$$\dot{z}_1 = -k\mu h(z_1) + z_2 \quad (19)$$

where z_2 is a bounded function, which also can be treated as a vanishing disturbance. When $t \rightarrow t_p$, the equivalent form of (19) is

$$\dot{x}_1 = \frac{-k}{t_p - t} \frac{e^{ax_1} - e^{-bx_1}}{ae^{ax_1} + be^{-bx_1}} \quad (20)$$

It follows from (4)-(6) and (20) that

$$e^{ax_1} - e^{-bx_1} = C_2(t_p - t)^k \quad (21)$$

where $C_2 = (e^{ax_1(0)} - e^{-bx_1(0)})/t_p^k$. Then taking time derivative on both sides of (21), we have

$$(ae^{ax_1} + be^{-bx_1})x_2 = kC_1(t_p - t)^{k-1}, \quad k > n. \quad (22)$$

Observe that (22) means that $x_2 \rightarrow 0$ as $t \rightarrow t_p$. Continue, using the analysis similar to that used in (21)-(22), by taking the i -th ($i = 2, \dots, n$) derivative of both sides of (21), we can

generalize that $\{x_i\}_{i=2}^n$ and $\{\dot{x}_i\}_{i=1}^n$ converge to zero as $t \rightarrow t_p$ (this is the reason for $k > n$). Therefore, $\lim_{t \rightarrow t_p} \|\mathbf{x}(t)\| = 0$ and $\lim_{t \rightarrow t_p} \|\dot{\mathbf{x}}(t)\| = 0$ hold.

In addition, it follows from (9) that $J_n^\top \dot{\Phi} = \dot{\mathbf{z}} - \dot{\mathbf{x}}$, therefore $\Phi = \dot{\mathbf{z}} - \dot{\mathbf{x}} + J_n^\top \mathbf{z} + \Gamma(\mathbf{z})$, then

$$\|\Phi\| \leq \|\dot{\mathbf{z}}\| + \|\dot{\mathbf{x}}\| + \|\mathbf{z}\| + \|\Gamma(\mathbf{z})\| \in \ell_\infty[0, t_p]. \quad (23)$$

Consequently, from (10) we have

$$\begin{aligned} |u(t)| &= |-B^\top(\mathcal{L}_n(\mathbf{a})\mathbf{x} + \Phi)| \\ &\leq \|\mathcal{L}_n(\mathbf{a})\| \|\mathbf{x}\| + \|\Phi\| \\ &\leq \|\mathcal{L}_n(\mathbf{a})\| \|\mathbf{x}\| + \|\dot{\mathbf{z}}\| + \|\dot{\mathbf{x}}\| + \|\mathbf{z}\| + \|\Gamma(\mathbf{z})\|. \end{aligned} \quad (24)$$

Note that each term in the third line of (24) is bounded on $[0, t_p)$ and converges to zero as $t \rightarrow t_p$. Therefore, $u(t) \in \ell_\infty[0, t_p)$ and $\lim_{t \rightarrow t_p} |u(t)| = 0$. This completes the proof. ■

Remark 2: When we consider a scalar system $\dot{x} = u$, from Theorem 1, one can immediately obtain a prescribed-time controller as $u_p = -\frac{k}{t_p - t}x$. Note that according to Theorem 1, this controller is only a special case under the design parameters a and b are chosen as small enough, and the design parameter k satisfies $k > 1$. Note that the classical finite-time controllers $u_f = -k \text{sign}(x)|x|^\alpha$ ($k > 0, 0 < \alpha < 1$) (see [4], [21]), then the unique dynamic solution is

$$x(t) = \begin{cases} \text{sign}(x_0) (|x_0|^{1-\alpha} - k(1-\alpha)t)^{\frac{1}{1-\alpha}}, & t \in [0, t_p) \\ 0, & t \geq t_p \end{cases}$$

where $t_p = \frac{|x_0|^{1-\alpha}}{k(1-\alpha)}$. Thereafter, the finite-time controller is equivalent to

$$\begin{aligned} u_f &= -k \text{sign}(x)|x|^{\alpha-1}|x| = -k|x|^{\alpha-1}x \\ &= -k(|x_0|^{1-\alpha} - k(1-\alpha)t)^{-1}x. \end{aligned} \quad (25)$$

Inserting $|x_0|^{1-\alpha} = k(1-\alpha)t_p$ into (25), we have

$$\begin{aligned} u_f &= -k(k(1-\alpha)t_p - k(1-\alpha)t)^{-1}x \\ &= -\frac{x}{(1-\alpha)(t_p - t)}, \quad \forall t \in [0, t_p). \end{aligned} \quad (26)$$

Let $k = \frac{1}{1-\alpha} > 1$, we have $u_p = u_f$. The above analysis proves that the prescribed-time controller is equivalent to the finite-time controller under choosing some special design parameters.

Remark 3: If we utilize the PT-GUAS controller (as defined in (10) with $k > n$, $r = 1$) and the GUAS controller ($k > 0$, $r = 0$) through the following way,

$$u(t) = \begin{cases} -B^\top(\mathcal{L}_n(\mathbf{a})\mathbf{x} + J_n^\top(\dot{\Phi} + \mathbf{z}) + (n+1)\mu H(\mathbf{z})), & 0 \leq t < t_p \\ -B^\top(\mathcal{L}_n(\mathbf{a})\mathbf{x} + J_n^\top(\dot{\Phi} + \mathbf{z}) + H(\mathbf{z})), & t \geq t_p \end{cases}$$

then the system states converge to zero as $t \rightarrow t_p$ and then remain zero for $t \geq t_p$. In fact, this switching method means that the prescribed-time controller guarantees that the closed-loop system is PT-GUAS on $[0, t_p)$ and the GUAS controller guarantees that the closed-loop system is ISS in the presence of some external disturbance on $[t_p, +\infty)$.

Remark 4: Various methods on finite-time control have been reported in literature during the past few years, among which

the most typical ones include adding a power integral (AAPI), linear matrix inequalities (LMI) and implicit Lyapunov function (ILF), where the key element utilized is the fractional power state feedback (e.g., [10]–[12]). In pursuit of an alternative solution, we exploit a unified control law such that the closed-loop system (11) can be regulated asymptotically, exponentially or within prescribed-time by choosing the design parameters k , r , a and b in (12) properly. One salient feature with this method is that it analytically bridges the divide between prescribed-time control and traditional asymptotic control. Furthermore, different design parameters (a and b in $h(x)$) allow different reshaped feedback signals to be utilized in the control scheme. Such treatment provides extra design flexibility and degree of freedom in tuning regulation performance.

Remark 5: Compared with the existing prescribed-time control results (see, for instance, [18], [22], [28], [38]), the proposed NTV feedback scheme, making use of the reshaped (compressed/expanded) feedback signal, is applicable over the entire operational process. In addition, this scheme has a numerical advantage over the aforementioned methods, this is because here only $1/(t_p - t)$ rather than $1/(t_p - t)^n$ is involved for state scaling. Furthermore, with the proposed hyperbolic tangent function, the magnitude of initial control input can be adjusted through the parameters a and b .

Example 1: To verify the effectiveness and benefits of control scheme as presented Theorem 1, we conduct a comparative simulation study through a third-order system

$$\begin{cases} \dot{x}_1(t) = x_2(t), \\ \dot{x}_2(t) = x_3(t), \\ \dot{x}_3(t) = u(t). \end{cases}$$

According to Theorem 1-GUAS, the asymptotically stabilization controller under $a, b \rightarrow 0$ is $u_{\text{GUAS}} = -K\mathbf{x}(t)$ with $K = [k^3 + 2k, 3k^2 + 2, 3k]^\top$ and $\mathbf{x}(t) = [x_1, x_2, x_3]^\top$, the control parameters are selected as $a = b = 0.01$, $k = 0.5$; and the initial condition are selected as $[x_1(0); x_2(0); x_3(0)] = [-1; 0; 1]$. According to Theorem 1-PT-GUAS, the following NTV feedback prescribed-time stabilization controller can be obtained,

$$u_{\text{PT-GUAS}} = -z_2 - \dot{\phi}_2 - k\mu h(z_3), \quad t \in [0, t_p) \quad (27)$$

with

$$\begin{aligned} \mu(t, t_p) &= 1/(t_p - t), \\ \phi_1(x_1, t) &= k\mu h(x_1), \\ \phi_2(x_1, x_2, t) &= k\mu h(x_2) + x_1 + \dot{\phi}_1, \\ h(z_i) &= \frac{e^{az_i} - e^{-bz_i}}{ae^{az_i} + \beta e^{-bz_i}}, \quad i = 1, 2, 3 \\ \dot{\phi}_i &= \sum_{k=1}^i \frac{\partial \phi_i}{\partial x_k} x_{k+1} + \sum_{k=0}^{i-1} \frac{\partial \phi_i}{\partial \mu^{(k)}} \mu^{(k+1)}, \\ z_1 &= x_1, \quad z_2 = x_2 + \phi_1, \quad z_3 = x_3 + \phi_2, \end{aligned} \quad (28)$$

where the corresponding design parameters are selected as $a = b = 1$, $k = 6$, $t_p = 6s$. In addition, to compare the control performance, we adopt our previous result (a linear feedback scheme in [18]) for simulation, the corresponding control law is given by $u_S = -\sum_{k=1}^3 C_k^3 \frac{\mu_0^{(k)}}{\mu} x_{4-k} - v^4(k_1 \dot{w}_1 + k_2 \ddot{w}_1) -$

$k(\ddot{w}_1 + k_1 w_1 + k_2 \dot{w}_1)$, where $\mu_0 = (t_p/(t_p - t))^4$, $v = t_p/(t_p - t)$, $w_1 = \mu_0 x_1$. The design parameters in u_S are selected as $t_p = 6.2s$, $k_1 = k_2 = 0.6$ and $k = 1$.

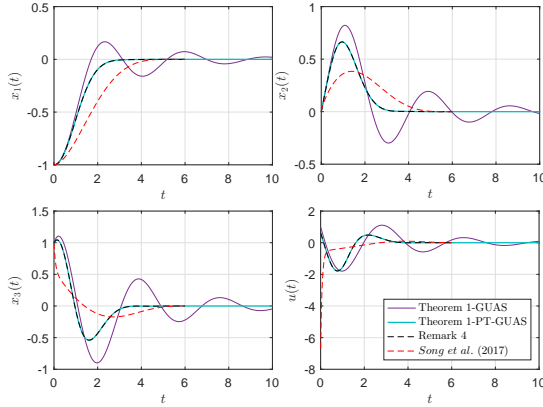


Fig. 2. The system state and control input trajectories with $[x_1(0); x_2(0); x_3(0)] = [-1; 0; 1]$ and $t_p = 6s$.

For comparison, simulation results obtained with the three different control schemes are shown in Fig. 2, from which asymptotic stabilization and prescribed-time stabilization are observed. Furthermore, it is seen that *i*) the settling time with the proposed prescribed-time control is indeed irrespective of initial condition and any other design parameter; *ii*) the proposed scheme works within and after the prescribed-time interval; and *iii*) compared with linear feedback scheme (black dotted line), it can be seen that the NTV feedback schemes (red dotted line and blue solid line) have a superior transient performance with a smaller initial control effort, verifying the effectiveness and benefits of the proposed algorithms.²

B. Prescribed-time Observer

When only partial state is measurable, we employ the prescribed-time observer proposed in [38], to construct the prescribed-time control using output feedback. As in [38] and [36], our solution is based on the separation principle, namely the controller is derived by designing a prescribed-time observer and a NTV output feedback control separately.

Considering that $d(\mathbf{x}, t) \equiv 0$ and only output is available for feedback. The system (1) can be transformed into the following observer canonical form by a linear nonsingular transformation $\xi(t) = M\mathbf{x}(t)$

$$\begin{cases} \dot{\xi}(t) = \mathcal{A}\xi(t) + \mathcal{B}u(t) + \mathcal{D}y(t) \\ y(t) = \xi_1(t) \end{cases} \quad (29)$$

where $\mathcal{A} = J_n$, $\mathcal{B} = [b_{n-1}, \dots, b_0]^\top$, $\mathcal{D} = [a_n, \dots, a_1]^\top$, and the a_i s, b_i s are the same as those in (1).

Invoking the observer proposed in [38], as follows

$$\begin{aligned} \dot{\hat{\xi}}(t) &= \mathcal{A}\hat{\xi}(t) + \mathcal{B}u(t) + \mathcal{D}y(t) \\ &\quad + [g_1(t, T), \dots, g_n(t, T)]^\top (y - \hat{\xi}_1) \end{aligned} \quad (30)$$

²Our design is another option in the control designer's toolbox and we do not claim its universality with respect to the existing designs but highlight its better control performance of a class of LTI systems.

where the time-varying observer gains $\{g_i(t, T)\}_{i=1}^n$ satisfy

$$\begin{aligned} g_i(t, T) &= \left(\frac{n + m_0 + i - 1}{T} \bar{p}_{0,i-1} - \bar{p}_{0,i+1,1} \right) \mu_1^i \\ &\quad - \sum_{j=1}^{i-1} g_j \bar{p}_{0,i-j} \mu_1^{n-j} + r_i, \\ g_n(t, T) &= r_n + \frac{2n + m_0 - 1}{T} \bar{p}_{0,n,1} \mu_1^n - \sum_{j=1}^{n-1} g_j \bar{p}_{0,n-j} \mu_1^{n-j}, \end{aligned}$$

where $\mu_1(t, T) = T/(T - t)$ and

$$\begin{aligned} \bar{p}_{0,i,i} &= 1, \quad \bar{p}_{0,i,j} = 0, \quad j \geq i \\ \bar{p}_{0,i,j-1} &= -\frac{n + m_0 + i - j}{T} \bar{p}_{0,i,j} + \bar{p}_{0,i+1,j}, \\ &\quad n - 1 \geq i \geq j \geq 2, \\ \bar{p}_{0,n,j-1} &= -\frac{2n + m_0 - j}{T} \bar{p}_{0,n,j}, \quad j = 2, \dots, n, \end{aligned} \quad (31)$$

and $m_0 \geq 1$ is an integer and $\mathbf{r} = [r_1, \dots, r_n]^\top$ is selected to make the n -dimensional matrix $\Lambda = \left[\mathbf{r}, [I_{n-1}, 0_{1 \times (n-1)}]^\top \right]^\top$ Hurwitz. With (29)-(30) and observer error state $\tilde{\xi} = \xi - \hat{\xi}$, we get the observer error dynamics

$$\dot{\tilde{\xi}}(t) = J_n \tilde{\xi}(t) - [g_1(t, T), \dots, g_n(t, T)]^\top \tilde{\xi}_1. \quad (32)$$

Lemma 2: [38] For the dynamic system (1), consider the observer (30) having error dynamic (32) and observer gains $\{g_i(t, T)\}_{i=1}^n$, and the $\{r_i\}_{i=1}^n$ are constants to be selected such that the companion matrix Λ is Hurwitz, then the closed-loop observer error system (32) is prescribed-time stable, and there exist two positive constants c_1 and c_2 such that

$$|\tilde{\xi}(t)| \leq \mu_1(t, T)^{-m_0-1} c_1 \exp(-c_2 t) |\tilde{\xi}(0)|, \quad (33)$$

for all $t \in [0, T)$. In addition, the output estimation error injection terms $\{g_i(t, T)\tilde{\xi}_i\}_{i=1}^n$ remain uniformly bounded over $[0, T)$, and converge to zero as $t \rightarrow T$. Also, $\tilde{\mathbf{x}}(t)$ has the same dynamic properties as $\tilde{\xi}(t)$ since $\tilde{\mathbf{x}}(t) = M^{-1}\tilde{\xi}(t)$ with M being a nonsingular constant matrix.

C. Prescribed-time Output Feedback Controller

The output feedback prescribed-time control law for system (1) is constructed by replacing x_1, x_2, \dots, x_n with $\hat{x}_1, \hat{x}_2, \dots, \hat{x}_n$ in (10) as follows:

$$u = -B^\top (\mathcal{L}_n(\mathbf{a})\hat{\mathbf{x}} + \Phi(\hat{\mathbf{x}})) \quad (34)$$

where only x_1 is measurable, $\Phi(\hat{\mathbf{x}}) = J_n^\top (\dot{\Phi}(\hat{\mathbf{x}}) + \hat{\mathbf{z}}) + \Gamma(\hat{\mathbf{z}})$ with $\Gamma(\hat{\mathbf{z}}) = k\mu^r [h_1(\hat{z}_1), \dots, h_n(\hat{z}_n)]^\top$ and $\hat{\mathbf{z}} = \hat{\mathbf{x}} + J_n^\top \Phi(\hat{\mathbf{x}})$.

The control law (34) involves the design parameters k and r as defined in Theorem 1. It can be verified that different k and r lead to different convergence rate. For instance, we can set $k > r$ and $r = 0$, and by invoking the classical high-gain observer, to achieve asymptotic or exponential output regulation. Here in this subsection, our ambitious goal is to achieve state regulation with output feedback with the aid of the prescribed-time observer developed in [38].

Theorem 2: For the dynamic system (1) with $d(\mathbf{x}, t) \equiv 0$, consider the output feedback control law (34) with the

prescribed-time observer (30), the closed-loop system is prescribed-time stable if the controller and the observer parameters are selected according to Theorem 1-PT-GUAS and Lemma 2, and $T \leq t_p$.

Proof: The proof consists of two steps, the first step is to prove that the closed-loop system with the observer and the output feedback control scheme does not escape during $[0, T)$, and the second step is to show that all closed-loop trajectories converge to zero as t tends to t_p and remain zero thereafter.

Step 1: We consider the Lyapunov function $V = \mathbf{z}^\top \mathbf{z} / 2$. Using $J_n J_n^\top + BB^\top = I_n$ and $BB^\top \mathcal{L}_n(\mathbf{a}) = \mathcal{L}_n(\mathbf{a})$, the derivative of V over $[0, T)$ along (1) under the output feedback control law (34) becomes

$$\begin{aligned} \dot{V} &= \mathbf{z}^\top [(J_n + \mathcal{L}_n(\mathbf{a})) \mathbf{z} - J_n J_n^\top \Phi(\mathbf{x}) - \mathcal{L}_n(\mathbf{a}) J_n^\top \Phi(\mathbf{x})] \\ &\quad - \mathbf{z}^\top [BB^\top \mathcal{L}_n(\mathbf{a})(\mathbf{x} - \tilde{\mathbf{x}}) + BB^\top (\Phi(\mathbf{x}) - \Phi(\tilde{\mathbf{x}}))] \\ &\quad + \mathbf{z}^\top [\Phi(\mathbf{x}) - \Gamma(\mathbf{z}) - J_n^\top \mathbf{z}] \\ &= \mathbf{z}^\top (J_n + \mathcal{L}_n(\mathbf{a}) - J_n^\top) \mathbf{z} - \mathbf{z}^\top \Phi(\mathbf{x}) + \mathbf{z}^\top BB^\top \Phi(\tilde{\mathbf{x}}) \\ &\quad - \mathbf{z}^\top \mathcal{L}_n(\mathbf{a})(\mathbf{z} - \tilde{\mathbf{x}}) + \mathbf{z}^\top (\Phi(\mathbf{x}) - \Gamma(\mathbf{z})) \\ &= -\mathbf{z}^\top \Gamma(\mathbf{z}) + \mathbf{z}^\top (\mathcal{L}_n(\mathbf{a})\tilde{\mathbf{x}} + BB^\top \Phi(\tilde{\mathbf{x}})) \end{aligned}$$

where $\tilde{\mathbf{x}} = \mathbf{x} - \hat{\mathbf{x}}$, $\Phi(\tilde{\mathbf{x}}) = \Phi(\mathbf{x}) - \Phi(\hat{\mathbf{x}})$. It is seen from Lemma 2 that $\tilde{\mathbf{x}}$ remains uniformly bounded over $[0, T)$ and converges to zero as $t \rightarrow T$. The boundedness of $\Phi(\tilde{\mathbf{x}})$ is also guaranteed by the bounded $\tilde{\mathbf{x}}$, and $\Phi(\tilde{\mathbf{x}})$ also converges to zero as t tends to T . Therefore, there exist a positive constant $\gamma < \infty$ such that $\dot{V} \leq \gamma$ holds for $\forall t \in [0, T)$. It follows that V and \mathbf{z} cannot escape during the interval $[0, T)$.

Step 2: From Lemma 2, we know that there exists a prescribed-time T , such that $\{\hat{x}_i(t) = x_i(t)\}_{i=2}^n$ for $t \geq T$. In consequence, the output feedback control law $u = -B^\top (\mathcal{L}_n(\mathbf{a})\hat{\mathbf{x}} + \Phi(\hat{\mathbf{x}}))$ coincides with state feedback control law $u = -B^\top (\mathcal{L}_n(\mathbf{a})\mathbf{x} + \Phi(\mathbf{x}))$ for $\forall t \geq T$. In other words, this output feedback law can be used to establish prescribed-time stability and performance recovery (see [36], [37] and [28]). Note that the closed-loop trajectory under (34) does not escape during $t \in [0, T)$, it follows from Theorem 1-PT-GUAS that under the proposed output feedback control law, there exists another pre-set time $t_p \geq T$ to steer the system from an arbitrary bounded state to zero as $t \rightarrow t_p$. The boundedness of $u(t)$ can also be easily established according to Theorem 1. This completes the proof. ■

Remark 6: To close this section, it is worth making the following comments.

- i) The output feedback controller inherits the properties and advantages of the state feedback controller as stated in Theorem 1, that is, elegant parameter tuning, one-step design process, simple controller structure.
- ii) Prescribed-time stabilization is the result of employing the scaling function $\mu(t, t_p)$ and the nonlinear feedback function $h(x)$ inside the control scheme (10). All observer errors $\{\tilde{x}_i\}_{i=1}^n$ are regulated to zero within the pre-set time T , and all system states $\{x_i\}_{i=1}^n$ are regulated to zero within pre-set time t_p , where $t_p \geq T$.
- iii) Only the output state (x_1) is required in constructing the output feedback prescribed-time control (34). Such control scheme has an obvious numerical advantage because

its maximum implemented gain is $1/(t_p - t)^n$, while the standard linear n -th order output feedback prescribed-time controller proposed in [28] involves $1/(t_p - t)^{2n}$.

- iv) It is noted that the time-varying gains $\mu(t, t_p)$, $\mu_1(t, T)$ go to infinity as time tends to t_p or T , such phenomenon (unbounded control gain at the fixed convergence time) appears in all results on strictly finite-/fixed-/prescribed-time control. The implementation solution for finite-/fixed-time control is to use fractional power state feedback or sign functions switching the controller to zero when the system is regulated to the equilibrium point. The other implementation solutions for prescribed-time control are given in [18], [20], [28]. One typical way to address this issue is to let the system operate in a finite-time interval, *i.e.*, adjusting the operational time slightly shorter than prescribed convergence time. Another typical way is to let the system operate in an infinite time interval by making suitable saturation on the control gains. Here in this work, we use the method as described in Remark 3 to implement the prescribed-time controller for $t \in [0, t_p)$ and initiate the asymptotically stable controller for $t \in [t_p, +\infty)$.

Example 2: We illustrate the performance of the observer and the output feedback controller through the following model:

$$\begin{cases} \dot{x}_1(t) = x_2(t) \\ \dot{x}_2(t) = u(t) \\ y(t) = x_1(t), \end{cases}$$

the observer is

$$\begin{cases} \dot{\hat{x}}_1(t) = \hat{x}_2(t) + g_1(t, T)(y(t) - \hat{x}_1(t)) \\ \dot{\hat{x}}_2(t) = u(t) + g_2(t, T)(y(t) - \hat{x}_1(t)) \end{cases} \quad (35)$$

with $g_1(t, T) = r_1 + \frac{2(m_0+2)}{T}\mu_1$, $g_2(t, T) = r_2 + r_1 \frac{m_0+2}{T}\mu_1 + \frac{(m_0+1)(m_0+2)}{T^2}\mu_1^2$. For observer parameters, we select $r_1 = r_2 = 1$, $m_0 = 3$, $T = 4s$ and $[\hat{x}_1(0); \hat{x}_2(0)] = [0; 0]$. For output feedback controller parameters, we select $k = 5$, $a = b = 1$ and $t_p = 6s$. The initial condition is $[x_1(0); x_2(0)] = [4, -3]$. The control law u is implemented similar to (28), just replacing x_2 in (28) with \hat{x}_2 . Furthermore, the control performance in a noisy environment is studied by considering the output signal $y(t)$ corrupted with an uncertain measurement noise $\eta(t)$, namely $y(t) = x_1(t) + \eta(t)$ with $\eta(t) = 0.001 \sin(3t)$. The closed-loop state $\{x_i(t)\}_{i=1}^2$ trajectories, state estimate $\{\hat{x}_i(t)\}_{i=1}^2$ trajectories, the norm of observer estimation error $\|\tilde{\mathbf{x}}(t)\|$, the norm of system state $\|\mathbf{x}(t)\|$ and control input signal $u(t)$ are shown in Figs. 3-4.

It is observed from Fig. 3 that the controller remains operational after t_p , and all closed-loop signals are bounded on the whole time-domain, in particular, the observer estimation errors converge to zero as $t \rightarrow T(4s)$, and system states converge to zero as $t \rightarrow t_p(6s)$, confirming our theoretical prediction and analysis. Fig. 4 shows that the proposed controller retains its performance even in the presence of measurement noise. Although a slightly chattering phenomenon, caused by noise and controller switching, occurs near t_p , the control input remains bounded on the whole time-domain. In addition, the numerical advantage leading to friendly implementation has been verified in simulation.

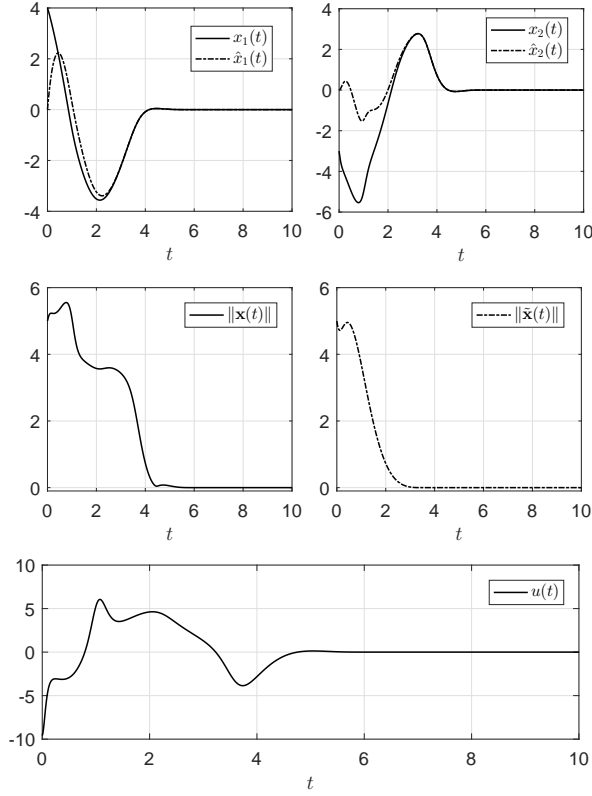


Fig. 3. Simulation results with prescribed-time observer ($T = 4s$) and the proposed output feedback control ($t_p = 6s$).

IV. PRESCRIBED-TIME CONTROL FOR LINEAR SYSTEMS IN CANONICAL FORM WITH UNCERTAINTIES

In the presence of non-vanishing uncertain term $d(\mathbf{x}, t)$, system (1) can be rewritten as

$$\begin{cases} \dot{x}_i = x_{i+1}, & i = 1, \dots, n-1 \\ \dot{x}_n = u + F(x_1, \dots, x_n, t) \end{cases} \quad (36)$$

where $F(\cdot) = \sum_{i=1}^n a_i x_i + d(\mathbf{x}, t)$ is an unknown smooth function and satisfies $|F(\cdot)| \leq \bar{d}(\mathbf{x})$ with $\bar{d}(\cdot)$ being a known scalar real-valued function.

Define a sliding surface $s(t)$ on $[0, t_p)$ as follows:

$$s(t) = x_n + \phi_{n-1}(x_1, \dots, x_{n-1}, t), \quad (37)$$

where ϕ_{n-1} is defined in (9). Some other sliding surface selection can be referred to [39] and [40]. The derivative of the auxiliary variable along the trajectories of (36) is

$$\dot{s} = u + F(\cdot) + \dot{\phi}_{n-1}. \quad (38)$$

where $\dot{\phi}_{n-1} = \sum_{k=1}^{n-1} \frac{\partial \phi_{n-1}}{\partial x_k} x_{k+1} + \sum_{k=0}^{n-2} \frac{\partial \phi_{n-1}}{\partial \mu^{(k)}} \mu^{(k+1)}$ belongs to a computable function.

Theorem 3: Consider system (1) and the transformed system (36), the closed-loop signals $\{x_i\}_{i=1}^n$ and $s(t)$ are prescribed-time globally uniformly asymptotically stable (PT-GUAS), if the control law is designed as:

$$u = -\bar{d}\text{sign}(s) - \dot{\phi}_{n-1} - k\mu h(s), \quad (39)$$

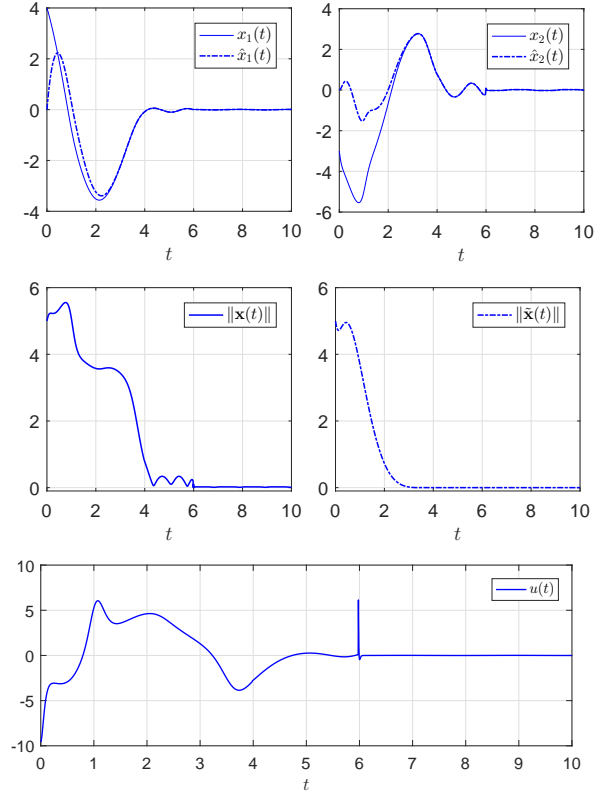


Fig. 4. Simulations results with measurement noise.

where $k > n$, $\bar{d} \geq F(\cdot)$, $\mu = 1/(t_p - t)$, $\dot{\phi}_{n-1}$ is a computable function as described after (38), and $h(\cdot)$ is the hyperbolic-tangent-like function as defined in (2).

Proof: For $t \in [0, t_p)$, let $V = |s|$. With the control scheme (39), for $s \neq 0$, the upper right-hand derivative of V along the trajectory of the closed-loop system (36) becomes

$$D^*V = \frac{s\dot{s}}{|s|} = -(\bar{d} - F) - k\mu h(|s|) \leq -k\mu h(V). \quad (40)$$

By using Lemma 1, it is easy to get that $V \in \ell_\infty[0, t_p)$ and $\lim_{t \rightarrow t_p} V = 0$, establishing the same for $s(t)$ and $\dot{s}(t)$. At the same time, the closed-loop $\{x_i\}_{i=1}^{n-1}$ -dynamics become

$$\begin{aligned} \dot{x}_i &= x_{i+1}; & i &= 1, \dots, n-2 \\ \dot{x}_{n-1} &= -\phi_{n-1} \end{aligned} \quad (41)$$

where ϕ_{n-1} is the virtual control input. It is seen that the control law (39) reduces the perturbed n -th order system to an unperturbed $(n-1)$ -th order system. Therefore, by using Theorem 1-PT-GUAS, we can prove that the closed-loop signals $\{x_i\}_{i=1}^{n-1}$, $\{\dot{x}_i\}_{i=1}^{n-1}$, ϕ_{n-1} and $\dot{\phi}_{n-1}$ are bounded and converge to zero as $t \rightarrow t_p$. From (40) and the analysis process in Section 3, it is not difficult to verify that $\mu h(s)$ is also bounded. Therefore, it follows from (39) that the control input $u(t)$ is bounded for $t \in [0, t_p)$. This completes the proof. ■

Remark 7: For $t \in [t_p, +\infty)$, we specifically design $s(t)$ as $s(t) = x_n + \sum_{i=1}^{n-1} l_i x_i$, where $\{l_i\}_{i=1}^{n-1}$ are assigned such that the polynomial $l_1 + l_2 s + \dots + l_{n-1} s^{n-2} + s^{n-1}$

is Hurwitz, and design the corresponding control law as $u = -\bar{d}\text{sign}(s) - \sum_{i=1}^{n-1} l_i x_{i+1}$. As a result, $D^*[s(t)] \leq 0$, we therefore obtain that $s(t) = 0, \forall t \in [t_p, +\infty)$ by recalling that $s(t_p) = 0$. Furthermore, it is not difficult to get $u \in \ell_\infty[t_p, +\infty)$. As the disturbances do not disappear, the control action for $t \geq t_p$ is no longer zero but bounded, a necessary effort to fight against the ever-lasting (nonvanishing) uncertainties/disturbances, which is comprehensible in order to maintain each state at the equilibrium (zero) after the prescribed settling time.

Example 3: To verify the effectiveness of the prescribed-time sliding mode controller, we consider the following system:

$$\begin{cases} \dot{x}_1(t) = x_2(t), \\ \dot{x}_2(t) = u(t) + F(x_1, x_2, t) \end{cases}$$

where

$$F(x_1, x_2, t) = 0.03x_1 + 0.01 \sin(x_2) + 0.02 \sin(2t) \quad (42)$$

here \bar{d} can be selected as $\bar{d} = 0.03(|x_1| + 1)$. According to Theorem 3, the controller is given by

$$u = -\bar{d}\text{sign}(s) - \dot{\phi}_1 - k\mu h(s), \quad t \in [0, t_p] \quad (43)$$

with

$$\phi_1 = k\mu h(x_1), \quad \mu = 1/(t_p - t),$$

$$\dot{\phi}_1 = \frac{\partial \phi_1}{\partial x_1} x_2 + \frac{\partial \phi_1}{\partial \mu} \dot{\mu},$$

$$h(x) = (e^{ax} - e^{-bx}) / (ae^{ax} + be^{-bx}),$$

$$s = x_2 + \phi_1, \quad t \in [0, t_p]$$

$$u = -\bar{d}\text{sign}(s) - \dot{\phi}_1 - k\mu h(s), \quad t \in [0, t_p]$$

In addition, according to Remark 6, we design $u = -\bar{d}\text{sign}(s) - l_1 x_2$, $\forall t \geq t_p$ with $s = x_2 + l_1 x_1$. For simulation, the design parameters are chosen as $a = b = l_1 = 1$ and $k = 3$. To verify the property of prescribed-time convergence w.r.t. the initial conditions, three different initial values $[x_1(0); x_2(0)] = [1; -1]$, $[x_1(0); x_2(0)] = [2; -1]$ and $[x_1(0); x_2(0)] = [3; -1]$ are considered in Fig. 5. To confirm the property of prescribed-time convergence w.r.t. t_p , we choose $t_p = 2s, 3s, 4s$ respectively in Fig. 6.

Simulation results show that: *i)* all states converge to zero synchronously within the pre-set time t_p ; and *ii)* the convergence time is independent of initial conditions and any other design parameter. Certain control chattering is observed as $t \rightarrow t_p$, which is caused by the auxiliary variable s and controller switching. Specially, the magnitude of control input has a slight increase when $|x_1(0)|$ increases or t_p decreases.

V. CONCLUSIONS

A unified nonlinear and time-varying feedback control scheme is developed to achieve prescribed-time regulation of high-order uncertain systems. The proposed control is able to achieve asymptotic, exponential, or prescribed-time regulation by selecting the design parameters properly. The rule of parameter selection has been given through the Lyapunov theory. Furthermore, prescribed-time output feedback control and prescribed-time sliding mode control for high-order systems are developed, where the advantages of simplicity (elegancy)

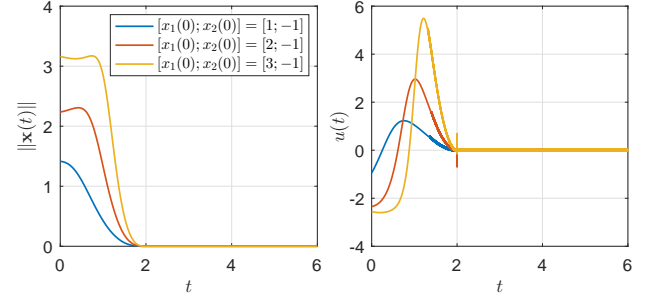


Fig. 5. Simulation results with different initial conditions under $t_p = 2s$.

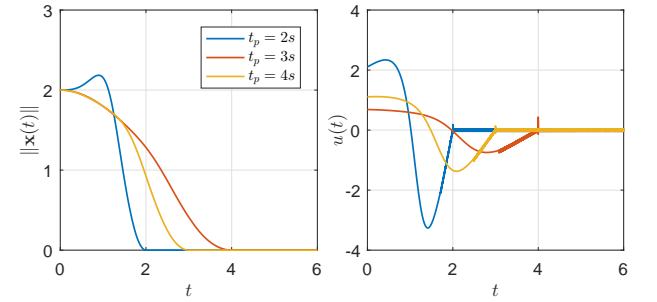


Fig. 6. Simulation results with different prescribed-time under $[x_1(0); x_2(0)] = [-2; 0]$.

yet superiority are retained. Extension of the proposed method to more general nonlinear systems with mismatched uncertainties represents an interesting future research topic.

REFERENCES

- [1] B. Zhou, "Finite-time stabilization of linear systems by bounded linear time-varying feedback," *Automatica*, vol. 113, pp. 108760, Nov. 2020.
- [2] L. Zhao, J. P. Yu, and P. Shi, "Command Filtered Backstepping-Based Attitude Containment Control for Spacecraft Formation," *IEEE Trans. Syst., Man, Cybern. Syst.*, vol. 51, no. 2, pp. 1278-1287, Feb. 2021.
- [3] P. Zarchan, *Tactical and strategic missile guidance* (6th ed.). AIAA, 2012.
- [4] S. P. Bhat, and D. S. Bernstein, "Continuous finite-time stabilization of the translational and rotational double integrators," *IEEE Trans. Autom. Control*, vol. 43, no. 5, pp. 678-682, May. 1998.
- [5] S. P. Bhat, and D. S. Bernstein, "Geometric homogeneity with applications to finite-time stability," *Math. Control Signal Syst.*, vol. 17, no. 2, pp. 101-127, May. 2005.
- [6] L. Zhao, J. P. Yu, C. Lin, and Y. M. Ma, "Adaptive Neural Consensus Tracking for Nonlinear Multiagent Systems Using Finite-Time Command Filtered Backstepping," *IEEE Trans. Syst., Man, Cybern. Syst.*, vol. 48, no. 11, pp. 2003-2018, Nov. 2018.
- [7] M. Chen, Q. X. Wu, and R. X. Cui, "Terminal sliding mode tracking control for a class of SISO uncertain nonlinear systems," *ISA Trans.*, vol. 52, no. 2, pp. 198-206, Nov. 2013.
- [8] A. Levant, "Higher-order sliding modes, differentiation and output-feedback control," *Int. J. Control*, vol. 76, no. 9, pp. 924-941, Sep. 2003.

- [9] A. Levant, "Homogeneity approach to high-order sliding mode design," *Automatica*, vol. 41, no. 5, pp. 823-830, May. 2005.
- [10] F. Amato, M. Ariola, and P. Dorato, "Finite-time control of linear systems subject to parametric uncertainties and disturbances," *Automatica*, vol. 37, no. 9, pp. 1459-1463, Sep. 2001.
- [11] W. Lin, and C. J. Qian, "Adding a power integrator: a tool for global stabilization of high-order lower-triangular systems," *Syst. and Control Lett.*, vol. 39, no. 5, pp. 339-351, Apr. 2000.
- [12] A. Polyakov, D. Efimov, and W. Perruquetti, "Finite-time and fixed-time stabilization: implicit lyapunov function approach," *Automatica*, vol. 51, pp. 332-340, Jan. 2015.
- [13] A. Polyakov, "Nonlinear feedback design for fixed-time stabilization of linear control systems," *IEEE Trans. Autom. Control*, vol. 57, no. 8, pp. 2106-2110, Aug. 2012.
- [14] D. Y. Li, S. S. Ge, and T. H. Lee, "Fixed-time-synchronized consensus control of multi-agent systems," *IEEE Trans. Control Netw. Syst.*, vol. 8, no. 1, pp. 89-98, Mar. 2021.
- [15] D. Y. Li, H. Y. Yu, K. P. Tee, Y. Wu, S. S. Ge, and T. H. Lee, "On time-synchronized stability and control," *IEEE Trans. Syst. Man Cybern. Syst.*, pp. 1-14, Jan. 2021.
- [16] J. D. Sánchez-Torres, E. N. Sanchez, and A. G. Loukianov, "Predefined-time stability of dynamical systems with sliding modes," in *Proc. Amer. Control Conf.*, 2015, pp. 5842-5846.
- [17] J. D. Sánchez-Torres, D. Gómez-Gutierrez, E. López, and A. G. Loukianov, "A class of predefined-time stable dynamical systems," *IMA J. Math. Control Inf.*, vol. 35, no. 1, pp. 1-29, Apr. 2018.
- [18] Y. D. Song, Y. J. Wang, J. Holloway, and M. Krstić, "Time-varying feedback for regulation of normal-form nonlinear systems in prescribed finite time," *Automatica*, vol. 83, pp. 243-251, Sep. 2017.
- [19] P. Krishnamurthy, F. Khorrami, and M. Krstić, "Robust adaptive prescribed-time stabilization via output feedback for uncertain nonlinear strict-feedback-like systems," *Eur. J. Control*, vol. 55, pp. 14-23, Sep. 2019.
- [20] P. Krishnamurthy, F. Khorrami, and M. Krstić, "A dynamic high-gain design for prescribed-time regulation of nonlinear systems," *Automatica*, vol. 115, pp. 108860, May. 2020.
- [21] B. Zhou, "Finite-time stability analysis and stabilization by bounded linear time-varying feedback," *Automatica*, vol. 121, pp. 109191, Nov. 2020.
- [22] Y. D. Song, Y. J. Wang, and M. Krstić, "Time-varying feedback for stabilization in prescribed finite time," *Int. J. Robust and Nonlinear Control*, vol. 29, no. 3, pp. 618-633, Mar. 2019.
- [23] H. F. Ye, and Y. D. Song, "Prescribed-time control of uncertain strict-feedback-like systems," *Int. J. Robust and Nonlinear Control*, vol. 31, pp. 5281-5297, Mar. 2021.
- [24] Z. Kan, T. Yucelen, E. Doucette, and E. Pasiliao, "A finite-time consensus framework over time-varying graph topologies with temporal constraints," *J. Dyn. Syst. Meas. Control*, vol. 139, no. 7, pp. 1-6, Jul. 2017.
- [25] Y. J. Wang, and Y. D. Song, "Leader-following control of high-order multi-agent systems under directed graphs: Pre-specified finite time approach," *Automatica*, vol. 87, pp. 113-120, Jan. 2018.
- [26] Y. J. Wang, Y. D. Song, and D. J. Hill, "Zero-error consensus tracking with preassignable convergence for nonaffine multiagent systems," *IEEE Trans. Cybern.*, vol. 51, no. 3, pp. 1300-1310, Mar. 2021.
- [27] Y. J. Wang, Y. D. Song, D. J. Hill, and M. Krstić, "Prescribed-Time Consensus and Containment Control of Networked Multi-agent Systems," *IEEE Trans. Cybern.*, vol. 49, no. 4, pp. 1138-1147, Apr. 2019.
- [28] J. Holloway, and M. Krstić, "Prescribed-time output feedback for linear systems in controllable canonical form," *Automatica*, vol. 107, pp. 77-85, May. 2019.
- [29] W. Li, and M. Krstić, "Stochastic nonlinear prescribed-time stabilization and inverse optimality," *IEEE Trans. Autom. Control*, in press, 2021.
- [30] N. Espitia, and W. Perruquetti, "Predictor-feedback prescribed-time stabilization of LTI systems with input delay," *IEEE Trans. Autom. Control*, in press. 2021.
- [31] A. Shakouri, and N. Assadian, "Prescribed-time control with linear decay for nonlinear systems," *IEEE Control Syst. Lett.*, in press. 2021.
- [32] T. Yucelen, Z. Kan, and E. Pasiliao, "Finite-Time Cooperative Engagement," *IEEE Trans. Autom. Control*, vol. 64, no. 8, pp. 3521-3526, Aug. 2019.
- [33] D. Tran, and T. Yucelen, "Finite-time control of perturbed dynamical systems based on a generalized time transformation approach," *Syst. and Control Lett.*, vol. 136, pp. 104605, Feb. 2020.
- [34] E. Arabi, and T. Yucelen, "Control of Uncertain Multiagent Systems with Spatiotemporal Constraints," *IEEE Trans. Control Netw. Syst.*, vol. 8, no. 3, pp. 1107-1115, Sep. 2021.
- [35] B. Zhou, and Y. Shi, "Prescribed-time stabilization of a class of nonlinear systems by linear time-varying feedback," *IEEE Trans. Autom. Control*, in press, 2021.
- [36] B. L. Tian, Z. Y. Zuo, X. M. Yan, and H. Wang, "A fixed-time output feedback control scheme for double integrator systems," *Automatica*, vol. 80, pp. 17-24, Jun. 2017.
- [37] H. K. Khalil, *Nonlinear systems* (3rd ed.), Englewood Cliffs, USA: Prentice-Hall. 2002.
- [38] J. Holloway, and M. Krstić, "Prescribed-Time observers for linear systems in observer canonical form," *IEEE Trans. Autom. Control*, vol. 64, no. 9, pp. 3905-3912, Sep. 2019.
- [39] N. Harl, and S. N. Balakrishnan, "Impact Time and Angle Guidance With Sliding Mode Control," *IEEE Trans. Control Syst. Technol.*, vol. 20, no. 6, pp. 1436-1449, Nov. 2012.
- [40] Z. R. Chen, X. Ju, Z. W. Wang, and Q. Li, "The prescribed time sliding mode control for attitude tracking of spacecraft," *Asian Journal of Control*, Apr. 2020.