

Investigation of anomalous triple gauge couplings in $\mu\gamma$ collision at multi-TeV muon colliders

S. Spor^{1,*} and M. Köksal^{2,†}

¹*Department of Medical Imaging Techniques,
Zonguldak Bülent Ecevit University, 67100, Zonguldak, Turkey.*

²*Department of Physics, Sivas Cumhuriyet University, 58140, Sivas, Turkey.*

Abstract

The pursuit of discovery in particle physics has always required study at the highest possible energies. Multi-TeV muon colliders, which have important advantages, offer unprecedented potential for investigating new physics beyond the Standard Model. We extensively assume a range of center-of-mass energies from 3 to 30 TeV and a range of integrated luminosities from 1 to 90 ab^{-1} for future multi-TeV muon colliders. We perform a phenomenological study of the anomalous $WW\gamma$ couplings via the process $\mu^+\mu^- \rightarrow \mu^+\gamma^*\mu^- \rightarrow \mu^+\ell^-\nu_\ell\bar{\nu}_\ell$ using a model-independent analysis in the effective field theory framework at multi-TeV muon colliders. The sensitivity estimates obtained for the anomalous $WW\gamma$ couplings at systematic uncertainties of $\delta_{sys} = 0, 3, 5\%$ are compared with the experimental results. Our best sensitivity limits at 95% confidence level for c_{WWW}/Λ^2 , $c_{\widetilde{W}WW}/\Lambda^2$, c_B/Λ^2 , c_W/Λ^2 and $c_{\widetilde{W}}/\Lambda^2$ couplings are $[-0.030; 0.025] \text{TeV}^{-2}$, $[-0.014; 0.014] \text{TeV}^{-2}$, $[-0.185; 0.187] \text{TeV}^{-2}$, $[-0.187; 0.189] \text{TeV}^{-2}$ and $[-1.177; 1.097] \text{TeV}^{-2}$ at the multi-TeV muon collider with center-of-mass energy of 30 TeV and integrated luminosity of 90 ab^{-1} , respectively.

PACS numbers: 12.60.-i, 14.70.Hp, 14.70.Bh

Keywords: Electroweak Interaction, Models Beyond the Standard Model, Anomalous Triple Gauge Couplings, Muon Collider.

*serdar.spor@beun.edu.tr

†mkoksal@cumhuriyet.edu.tr

I. INTRODUCTION

The Standard Model (SM) of elementary particle physics, validated by the highest-energy and most sensitive experiments available to date, provides the best description of the universe. However, some open questions need to be answered, such as the nature of dark matter, neutrino oscillations, matter-antimatter asymmetry of the universe, and the strong CP problem. Therefore, the necessity of searching for new physics beyond the SM has emerged. The absence of any clues at the Large Hadron Collider (LHC), although so far it has great potential for discovering new physics, makes it clear that a new multi-TeV collider may be needed to definitively test what lies beyond the SM.

A new multi-TeV muon collider has several key advantages over lepton and hadron colliders. Since the proton is a composite particle and the muon is a fundamental particle, muon-muon collisions are cleaner than proton-proton collisions. At the same time, the mass of the muon is about 207 times heavier than that of the electron. Due to the greater mass of the muon, muon beams produce less synchrotron radiation than electron beams. They can be easily accelerated at high energies in this manner. To mention another important advantage, electron-positron collisions require the use of a linear collider and a single detector to produce collisions with significant luminosity at very high energies, while muon collisions can be accelerated in multi-pass rings and detected with multiple detectors [1]. The ability to use multi-pass rings in muon colliders is more efficient and more compact than electron-positron linear colliders, resulting in significant power and cost savings. As a result, the future muon collider is a significant candidate to be an ideal discovery machine to complement the LHC by providing precise measurements with clean channels at multi-TeV energy ranges above the LHC. The motivation to build a future muon collider, which obviously can answer many of the fundamental questions in particle physics, is increasing day by day with the Muon Accelerator Program (MAP) [2, 3], Muon Ionization Cooling Experiment (MICE) [4] and Low Emittance Muon Accelerator (LEMMA) [5] studies. Recently, many possible phenomenological studies beyond the SM have been offered for multi-TeV muon colliders in [6–20].

The effective Lagrangian method in a model-independent manner based on Effective Field Theory (EFT) is a convenient and popular approach to defining possible new physics effects. In this article, we have studied the anomalous triple gauge coupling (aTGC) beyond the SM

using the effective Lagrangian method with $SU(2) \times U(1)$ invariant dimension-6 effective operators [21–30]. We focus on the anomalous $WW\gamma$ coupling in the photon-induced process at the multi-TeV muon collider. A few years ago, W^+W^- , $t\bar{t}$ and $t\bar{t}H$ productions in two-photon induced processes at 30 TeV muon collider have been investigated using the effective photon approximation [31], we detail this approximation in Section 2. Therefore, to specify the most suitable muon collider, we consider various center-of-mass energies from 3 to 30 TeV and integrated luminosities increasing in proportion to [32]

$$\mathcal{L}_{\text{int}} = 10 \text{ ab}^{-1} \left(\frac{\sqrt{s}}{10 \text{ TeV}} \right)^2. \quad (1)$$

Corresponding to the center-of-mass energies, the energies of incoming muon and the integrated luminosities are given in Table I and these values for the muon collider have been used in previous studies [12, 33, 34].

TABLE I: The used values of muon collider.

\sqrt{s} (TeV)	3	6	10	14	30
E_μ (TeV)	1.5	3	5	7	15
\mathcal{L}_{int} (ab $^{-1}$)	1	4	10	20	90

The effective Lagrangian allows us to investigate possible deviations from the predictions of the SM, assuming $SU(2) \times U(1)$ symmetry of the electroweak gauge field. The SM Lagrangian \mathcal{L}_{SM} consists only of dimension-4 operators, and higher dimensional operators express the new physics contributions beyond the SM. These operators are suppressed by the inverse powers of the new physics scale Λ . Therefore, the larger the dimension of the operator, the smaller the new physics effects. The effective Lagrangian can be written as

$$\mathcal{L}_{\text{eft}} = \mathcal{L}_{\text{SM}} + \sum_i \frac{c_i^{(6)}}{\Lambda^2} \mathcal{O}_i^{(6)} + \text{h.c.}, \quad (2)$$

where $c_i^{(6)}$ is the coupling of dimension-6 operator $\mathcal{O}_i^{(6)}$. The effective Lagrangian with the dimension-6 operators describing the low-energy effects of the new physics is [35, 36]

$$\mathcal{L}_{\text{eft}} = \frac{1}{\Lambda^2} [C_W \mathcal{O}_W + C_B \mathcal{O}_B + C_{WWW} \mathcal{O}_{WWW} + C_{\widetilde{WWW}} \mathcal{O}_{\widetilde{WWW}} + C_{\widetilde{W}} \mathcal{O}_{\widetilde{W}} + \text{h.c.}], \quad (3)$$

where dimension-6 operators

$$\mathcal{O}_{WWW} = \text{Tr} [W_{\mu\nu} W^{\nu\rho} W_{\rho}^{\mu}] , \quad (4)$$

$$\mathcal{O}_W = (D_{\mu}\Phi)^{\dagger} W^{\mu\nu} (D_{\nu}\Phi) , \quad (5)$$

$$\mathcal{O}_B = (D_{\mu}\Phi)^{\dagger} B^{\mu\nu} (D_{\nu}\Phi) , \quad (6)$$

$$\mathcal{O}_{\widetilde{W}WW} = \text{Tr} [\widetilde{W}_{\mu\nu} W^{\nu\rho} W_{\rho}^{\mu}] , \quad (7)$$

$$\mathcal{O}_{\widetilde{W}} = (D_{\mu}\Phi)^{\dagger} \widetilde{W}^{\mu\nu} (D_{\nu}\Phi) . \quad (8)$$

Here, Φ is the Higgs doublet field. \mathcal{O}_{WWW} , \mathcal{O}_W and \mathcal{O}_B are three CP -conserving operators while $\mathcal{O}_{\widetilde{W}WW}$ and $\mathcal{O}_{\widetilde{W}}$ are two CP -violating operators. D_{μ} is the covariant derivative and $B^{\mu\nu}$ and $W^{\mu\nu}$ are the field strength tensors of $SU(2)$ and $U(1)$ gauge fields defined as

$$D_{\mu} \equiv \partial_{\mu} + i\frac{g'}{2}B_{\mu} + igW_{\mu}^i\frac{\tau^i}{2} , \quad (9)$$

$$B_{\mu\nu} = \frac{i}{2}g'(\partial_{\mu}B_{\nu} - \partial_{\nu}B_{\mu}) , \quad (10)$$

$$W_{\mu\nu} = \frac{i}{2}g\tau^i(\partial_{\mu}W_{\nu}^i - \partial_{\nu}W_{\mu}^i + g\epsilon_{ijk}W_{\mu}^jW_{\nu}^k) . \quad (11)$$

The anomalous $WW\gamma$ coupling is conventionally parametrized with terms of the effective Lagrangian given by [37, 38]:

$$\begin{aligned} \mathcal{L}_{\text{eft}}^{WW\gamma} &= ig_{WW\gamma} \left[g_1^{\gamma} (W_{\mu\nu}^+ W_{\nu}^- A_{\nu} - W_{\mu\nu}^- W_{\mu}^+ A_{\nu}) \right. \\ &\quad + \kappa_{\gamma} W_{\mu}^+ W_{\nu}^- A_{\mu\nu} + \frac{\lambda_{\gamma}}{M_W^2} W_{\mu\nu}^+ W_{\nu\rho}^- A_{\rho\mu} \\ &\quad + ig_4^{\gamma} W_{\mu}^+ W_{\nu}^- (\partial_{\mu}A_{\nu} + \partial_{\nu}A_{\mu}) \\ &\quad - ig_5^{\gamma} \epsilon_{\mu\nu\rho\sigma} (W_{\mu}^+ \partial_{\rho}W_{\nu}^- - \partial_{\rho}W_{\mu}^+ W_{\nu}^-) A_{\sigma} \\ &\quad \left. + \tilde{\kappa}_{\gamma} W_{\mu}^+ W_{\nu}^- \tilde{A}_{\mu\nu} + \frac{\tilde{\lambda}_{\gamma}}{M_W^2} W_{\lambda\mu}^+ W_{\mu\nu}^- \tilde{A}_{\nu\lambda} \right] , \end{aligned} \quad (12)$$

where $A^{\mu\nu} = \partial^\mu A^\nu - \partial^\nu A^\mu$, $W_{\mu\nu}^\pm = \partial_\mu W_\nu^\pm - \partial_\nu W_\mu^\pm$, $\tilde{A}_{\mu\nu} = \frac{1}{2}\epsilon_{\mu\nu\rho\sigma}A^{\rho\sigma}$ and the overall coupling constant is given by $g_{WW\gamma} = -e$. The Lagrangian in Eq. (12) has 7 free $WW\gamma$ couplings. Due to electromagnetic gauge invariance, three of these couplings are $g_1^\gamma = 1$ and $g_4^\gamma = g_5^\gamma = 0$. However, κ_γ and λ_γ conserve CP while $\tilde{\kappa}_\gamma$ and $\tilde{\lambda}_\gamma$ violate CP . In the SM, $\kappa_\gamma = 1$ ($\Delta\kappa_\gamma = 0$). Here, this coupling is at tree level and 1-loop corrections have been calculated in Refs. [39, 40]. Finally, all other couplings are zero. The couplings of the Lagrangian in Eq. (12) can be derived in terms of the couplings of the operators in Eqs. (4)-(8) as [35, 36, 41]

$$\kappa_\gamma = 1 + \Delta\kappa_\gamma = 1 + (c_W + c_B) \frac{m_W^2}{2\Lambda^2}, \quad (13)$$

$$\lambda_\gamma = c_{WWW} \frac{3g^2 m_W^2}{2\Lambda^2}, \quad (14)$$

$$\tilde{\kappa}_\gamma = c_{\tilde{W}} \frac{m_W^2}{2\Lambda^2}, \quad (15)$$

$$\tilde{\lambda}_\gamma = c_{\tilde{W}WW} \frac{3g^2 m_W^2}{2\Lambda^2}. \quad (16)$$

In this study, we focus on the anomalous c_{WWW}/Λ^2 , c_W/Λ^2 and c_B/Λ^2 coupling parameters that are CP -conserving and $c_{\tilde{W}WW}/\Lambda^2$ and $c_{\tilde{W}}/\Lambda^2$ coupling parameters that are CP -violating. In the SM, the anomalous coupling parameters are given by $c_{WWW}/\Lambda^2 = c_W/\Lambda^2 = c_B/\Lambda^2 = 0$. Any change in the values of the anomalous c_{WWW}/Λ^2 , c_W/Λ^2 , c_B/Λ^2 parameters creates a deviation from the SM corresponding to the new physics contributions for the $WW\gamma$ couplings [42–47].

The current most sensitive limits on the anomalous $WW\gamma$ couplings have been derived by CMS and ATLAS Collaborations at the LHC with center-of-mass energy of 13 TeV. The limits of the anomalous coupling parameters on the aTGC obtained in the latest experimental studies are given in Table II.

II. CROSS-SECTIONS AT THE MULTI-TeV MUON COLLIDERS

The $\mu^-\gamma^* \rightarrow \ell^-\nu_\ell\bar{\nu}_\ell$ participates as a subprocess in the main process $\mu^+\mu^- \rightarrow \mu^+\gamma^*\mu^- \rightarrow \mu^+\ell^-\nu_\ell\bar{\nu}_\ell$ ($\ell^- = e^-, \mu^-$). The Feynman diagrams for the subprocess $\mu^-\gamma^* \rightarrow$

TABLE II: The experimental observed limits at 95% C.L. on the aTGC with c_{WW}/Λ^2 , $c_{\widetilde{W}WW}/\Lambda^2$, c_B/Λ^2 , c_W/Λ^2 and $c_{\widetilde{W}}/\Lambda^2$ parameters in recent years.

Experimental limit	c_{WW}/Λ^2 (TeV ⁻²)	$c_{\widetilde{W}WW}/\Lambda^2$ (TeV ⁻²)	c_B/Λ^2 (TeV ⁻²)	c_W/Λ^2 (TeV ⁻²)	$c_{\widetilde{W}}/\Lambda^2$ (TeV ⁻²)
CMS Collaboration [48]	[-0.90; 0.91]	[-0.45; 0.45]	[-40.0; 41.0]	–	[-20.0; 20.0]
CMS Collaboration [49]	[-1.58; 1.59]	–	[-8.78; 8.54]	[-2.00; 2.65]	–
ATLAS Collaboration [50]	[-3.40; 3.30]	[-1.60; 1.60]	[-21.0; 18.0]	[-7.40; 4.10]	[-76.0; 76.0]
ATLAS Collaboration [51]	[-3.10; 3.10]	–	[-19.0; 20.0]	[-5.10; 5.80]	–

$\ell^- \nu_\ell \bar{\nu}_\ell$ are given in Fig. 1. Tau is the most heavily charged lepton and has a lifetime of 3×10^{-13} s by decaying into lighter leptons, electron, muon and lighter hadrons such as π 's and K 's. Primary decay channels can be presented by one charged particle (one prong decay) and three charged particle (three prong decay). Of all the tau decays, 85% are the one prong decays and 15% are the three prong decays. Particles produced from tau decays are called tau jets. One prong lepton jets are directly identified by similar algorithms used by electron and muon, while identification of hadronic jets is more complicated than leptonic modes due to the QCD jets as background. Also, tau jets are highly collimated and are distinguished from background because of its topology [52]. It's easy to study decays to electrons and muons together but reconstructing decays to taus needs a completely different approach. For this reason, we assume that the $\ell^- = e^-, \mu^-$.

The emitted quasi-real photon γ^* in the $\mu^- \gamma^*$ interaction is scattered with small angles from the beam pipe of μ^+ and has a low virtuality [53]. These photons are described by the Equivalent Photon Approximation (EPA) [54–56].

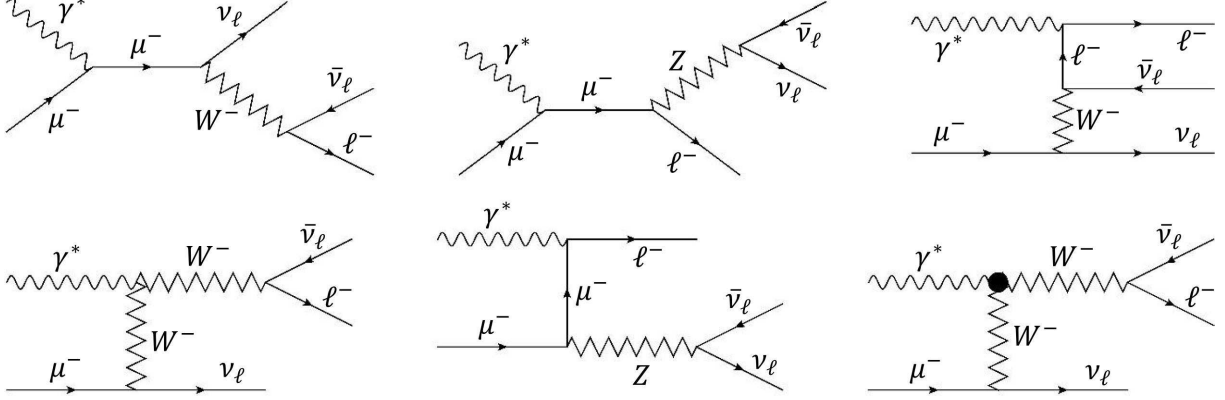


FIG. 1: The Feynman diagrams of the subprocess $\mu^- \gamma^* \rightarrow \ell^- \nu_\ell \bar{\nu}_\ell$.

In this study, the photon γ^* emitted from the muon interacts with another muon. However, processes such as $\mu^- \gamma^* \rightarrow \ell^- \nu_\ell \bar{\nu}_\ell$ are called the photon-induced processes. The spectrum of photon emitted from muon is given by [53, 54]:

$$f_{\gamma^*}(x) = \frac{\alpha}{\pi E_\mu} \left\{ \left[\frac{1-x+x^2/2}{x} \right] \log \left(\frac{Q_{\max}^2}{Q_{\min}^2} \right) - \frac{m_\mu^2 x}{Q_{\min}^2} \left(1 - \frac{Q_{\min}^2}{Q_{\max}^2} \right) - \frac{1}{x} \left[1 - \frac{x}{2} \right]^2 \log \left(\frac{x^2 E_\mu^2 + Q_{\max}^2}{x^2 E_\mu^2 + Q_{\min}^2} \right) \right\}, \quad (17)$$

where $x = E_{\gamma^*}/E_\mu$. Q_{\max}^2 is maximum virtuality of the photon. The minimum value of Q_{\min}^2 is given as

$$Q_{\min}^2 = \frac{m_\mu^2 x^2}{1-x}. \quad (18)$$

The total cross section of the process $\mu^+ \mu^- \rightarrow \mu^+ \gamma^* \mu^- \rightarrow \mu^+ \ell^- \nu_\ell \bar{\nu}_\ell$ is obtained by integrating over both the cross section of the subprocess $\mu^- \gamma^* \rightarrow \ell^- \nu_\ell \bar{\nu}_\ell$ and the spectrum of photon emitted from muon. The total cross section can be written as follows:

$$\sigma(\mu^+ \mu^- \rightarrow \mu^+ \gamma^* \mu^- \rightarrow \mu^+ \ell^- \nu_\ell \bar{\nu}_\ell) = \int f_{\gamma^*}(x) \hat{\sigma}(\mu^- \gamma^* \rightarrow \ell^- \nu_\ell \bar{\nu}_\ell) dx. \quad (19)$$

In this study, the signal and the background events analysis of the photon-induced process at muon collider are simulated using MADGRAPH5_aMC@NLO [57]. We have enabled this

TABLE III: List of applied kinematic cuts for the analysis.

Cuts	Definitions
Cut-1	$ \eta^\ell < 2.5$ and $p_T^\ell > 10$ GeV
Cut-2	Same as in Cut-1, in addition $\cancel{E}_T > 50$ GeV
Cut-3	Same as in Cut-2, but for $p_T^\ell > 200$ GeV

program to run via the EWdim6 model file for the operators that examine interactions between the electroweak gauge boson described above in dimension-6.

The short lifetime of the muons at rest causes some experimental difficulty. The muons will decay all within the machine, and the muon decay products will inevitably interact with its environment, creating a large number of secondary and tertiary particles that can reach the detector. However, such produced particles lead to “beam-induced background” (BIB) which negatively affects the potential of multi-TeV muon colliders [58, 59]. Although reducing the detector’s coverage, the backgrounds can be removed by placing the shielding nozzles on the detector. It is considered that the effect of BIB can be neglected if the detector has coverage only up to the pseudorapidity $|\eta| \leq 2.5$ and the transverse momentum is $p_T \geq 25$ GeV [19]. Therefore, the kinematic cuts have been applied to achieve high signal efficiency by suppressing the backgrounds.

In this study, the variations of pseudorapidity of the charged leptons $|\eta^\ell|$, missing energy transverse \cancel{E}_T and the transverse momentums of the charged leptons p_T^ℓ kinematic cuts are discussed. We apply $|\eta^\ell| < 2.5$ and $p_T^\ell > 10$ GeV with tagged Cut-1, also these cuts are minimum cuts at the generator level. With the same cuts of $|\eta^\ell|$ and p_T^ℓ in Cut-1, only $\cancel{E}_T > 50$ GeV with tagged Cut-2 is added and then by just changing values of p_T^ℓ cuts according to Cut-2, we also apply $p_T^\ell > 200$ GeV with tagged Cut-3. In Table III, we list applied kinematic cuts for the analysis.

The calculated cross sections from applied cuts can be presented in Table IV to determine the efficiency of each cut in the analysis of signals and backgrounds. Anomalous couplings for signal processes are set in five different ways; $c_{WWW}/\Lambda^2 = 3$ TeV⁻² and the other four being zero, $c_{\widetilde{WWW}}/\Lambda^2 = 3$ TeV⁻² and the other four being zero, $c_B/\Lambda^2 = 40$ TeV⁻² and the other four being zero, $c_W/\Lambda^2 = 40$ TeV⁻² and the other four being zero, $c_{\widetilde{W}}/\Lambda^2 = 40$ TeV⁻² and the other four being zero. Some cuts required in the background processes are

used as follows: transverse momentum $p_T^\gamma > 10$ GeV, pseudo-rapidity $|\eta^\gamma| < 2.5$, minimum distance between leptons $\Delta R_{\min}^{\ell\ell} > 0.4$ and minimum distance between photons and leptons $\Delta R_{\min}^{\gamma\ell} > 0.4$.

The coordinate system in the detector is the right-handed Cartesian coordinate system with its origin at the interaction point (IP) in the center of the detector. The x -axis points from the IP to the center of collider ring, the y -axis points upward and the z -axis points to the beam direction. Cylindrical coordinates are used in the transverse plane where ϕ is the azimuthal angle around the beam pipe, and the θ is the polar angle from the beam axis. The pseudorapidity is identified in terms of the polar angle θ as $\eta = -\ln \tan(\theta/2)$. The $\Delta R_{\ell\ell}$ is the distance between the two charged leptons in (η, ϕ) space defined as $\Delta R_{\ell\ell} = \sqrt{\Delta\eta_{\ell\ell}^2 + \Delta\phi_{\ell\ell}^2}$ where $\Delta\eta_{\ell\ell}$ and $\Delta\phi_{\ell\ell}$ represent the difference in pseudorapidity and in azimuthal angle between the two charged leptons, respectively.

The final effect of two different cuts applied after Cut-1 at the generator level are about 11.42% for c_{WWW}/Λ^2 , 26.13% for $c_{\widetilde{W}WW}/\Lambda^2$, 5.44% for c_B/Λ^2 , 5.42% for c_W/Λ^2 and 6.86% for $c_{\widetilde{W}}/\Lambda^2$. On the other hand, efficiency of cuts for backgrounds ($B1 - B4$) are 4.76%, 49.48%, 8.32% and 61.55%, respectively. As a result, these cuts, which are determined to reduce the backgrounds and increase the observability of the signals, seem to be effective.

In Fig. 2, the total cross sections in the main process $\mu^+\mu^- \rightarrow \mu^+\gamma^*\mu^- \rightarrow \mu^+\ell^-\nu_\ell\bar{\nu}_\ell$ as a function of the anomalous c_{WWW}/Λ^2 , $c_{\widetilde{W}WW}/\Lambda^2$, c_B/Λ^2 , c_W/Λ^2 and $c_{\widetilde{W}}/\Lambda^2$ couplings are presented for Cut-3 at the muon colliders with $\sqrt{s} = 3, 6, 10, 14$ and 30 TeV. Because of Eq. (13), the total cross section curves of the c_W/Λ^2 and c_B/Λ^2 couplings in Figs. 2c-2d show similar properties and have values close to each other. In the analyzes made for all center-of-mass energies of the muon collider, when the cross sections of the anomalous couplings with the same coupling value and center-of-mass energy are examined, the cross sections for $c_{\widetilde{W}WW}/\Lambda^2$ coupling are higher than those of other couplings. In addition, as the center-of-mass energies of the muon collider increase from 3 to 30 TeV in Fig. 2, the cross sections for each anomalous coupling also increase. If we focus on the relationship between new physics contribution and center-of-mass energies, the increase in the center-of-mass energy in all analyzes also increases the difference between the SM cross section and the total cross section. Thus, the new physics effect can be seen more clearly in multi-TeV muon colliders.

Fig. 3 aims to compare the anomalous couplings with each other at center-of-mass energy

TABLE IV: Cross sections for the signals and the relevant backgrounds according to the applied cuts for the muon collider with center-of-mass energy of 14 TeV.

Signals	Cross sections (pb)		
	Cut-1	Cut-2	Cut-3
$c_{WWW}/\Lambda^2 = 3 \text{ TeV}^{-2}$	2.635	1.362	0.301
$c_{\widetilde{WWW}}/\Lambda^2 = 3 \text{ TeV}^{-2}$	3.276	1.949	0.856
$c_B/\Lambda^2 = 40 \text{ TeV}^{-2}$	2.171	1.034	0.118
$c_W/\Lambda^2 = 40 \text{ TeV}^{-2}$	2.176	1.041	0.118
$c_{\widetilde{W}}/\Lambda^2 = 40 \text{ TeV}^{-2}$	2.595	1.290	0.178
Backgrounds	Cut-1	Cut-2	Cut-3
B1 ($\ell^- \nu_\ell \bar{\nu}_\ell$)	2.438	1.160	0.116
B2 ($\ell^- \ell^- \ell^+$)	6.279×10^{-4}	no \cancel{E}_T	3.107×10^{-4} without \cancel{E}_T
B3 ($\ell^- \nu_\ell \bar{\nu}_\ell \gamma$)	7.033×10^{-2}	4.725×10^{-2}	5.853×10^{-3}
B4 ($\ell^- \ell^- \ell^+ \gamma$)	3.714×10^{-5}	no \cancel{E}_T	2.286×10^{-5} without \cancel{E}_T

of $\sqrt{s} = 30 \text{ TeV}$, where the highest total cross-sections are obtained. In Fig. 3a, the signal rate of anomalous $c_{\widetilde{WWW}}/\Lambda^2$ coupling is higher than that of anomalous c_{WWW}/Λ^2 coupling, and in Fig. 3b, the signal rate of anomalous $c_{\widetilde{W}}/\Lambda^2$ coupling is higher than that of anomalous c_B/Λ^2 and c_W/Λ^2 coupling. This result reveals that CP-violating and CP-conserving interactions can be sharply distinguished from each other.

III. SIGNAL AND BACKGROUND ANALYSIS

The process $\mu^+ \mu^- \rightarrow \mu^+ \gamma^* \mu^- \rightarrow \mu^+ \ell^- \nu_\ell \bar{\nu}_\ell$ is considered as signal including SM contribution as well as interference between the anomalous c_{WWW}/Λ^2 , $c_{\widetilde{WWW}}/\Lambda^2$, c_B/Λ^2 , c_W/Λ^2 and $c_{\widetilde{W}}/\Lambda^2$ couplings and SM contributions ($S + B1$). Since the final state of the signal is $\ell^- \nu_\ell \bar{\nu}_\ell$, all relevant backgrounds are selected in accordance with this final state. As relevant backgrounds, we consider not only the SM contribution ($B1$) with the same final state of the signal process, but also $\ell^- \ell^- \ell^+$, $\ell^- \nu_\ell \bar{\nu}_\ell \gamma$ and $\ell^- \ell^- \ell^+ \gamma$. We have labelled these backgrounds as: $B2$ ($\mu^- \gamma^* \rightarrow \ell^- \ell^- \ell^+$), $B3$ ($\mu^- \gamma^* \rightarrow \ell^- \nu_\ell \bar{\nu}_\ell \gamma$) and $B4$ ($\mu^- \gamma^* \rightarrow \ell^- \ell^- \ell^+ \gamma$) processes.

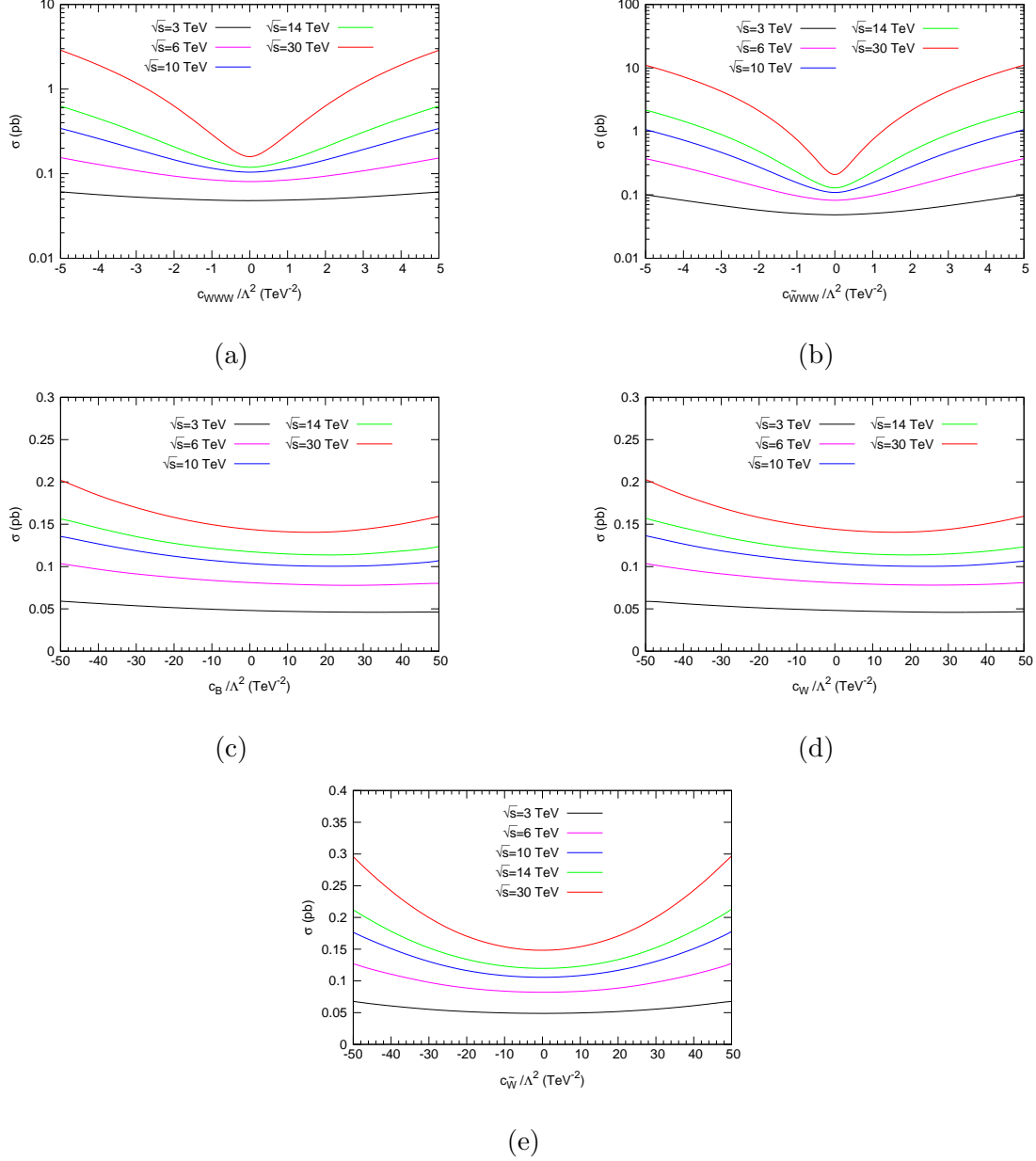


FIG. 2: The total cross sections of the main process $\mu^+\mu^- \rightarrow \mu^+\gamma^*\mu^- \rightarrow \mu^+\ell^-\nu_\ell\bar{\nu}_\ell$ as a function of the anomalous (a) c_{WWW}/Λ^2 , (b) $c_{\widetilde{WWW}}/\Lambda^2$, (c) c_B/Λ^2 , (d) c_W/Λ^2 and (e) $c_{\widetilde{W}}/\Lambda^2$ couplings for center-of-mass energies of $\sqrt{s} = 3$ TeV, 6 TeV, 10 TeV, 14 TeV and 30 TeV.

In Fig. 4, the number of events as a function of the p_T^ℓ leading charged lepton transverse momentum for the signal process and their relevant backgrounds have been computed at $\sqrt{s} = 3, 6, 10, 14$ and 30 TeV and $\mathcal{L}_{\text{int}} = 100 \text{ fb}^{-1}$ applying minimum cuts such as transverse momentum $p_T^\gamma > 10 \text{ GeV}$, pseudo-rapidity $|\eta^{\ell,\gamma}| < 2.5$, minimum distance between leptons

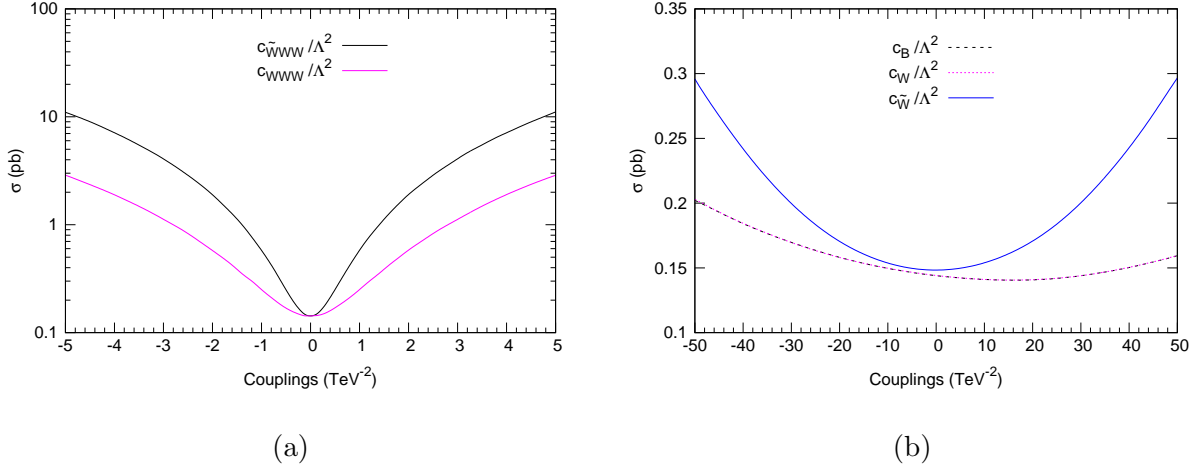


FIG. 3: Comparing the total cross sections of the main process

$\mu^+\mu^- \rightarrow \mu^+\gamma^*\mu^- \rightarrow \mu^+\ell^-\nu_\ell\bar{\nu}_\ell$ as a function of the anomalous (a) c_{WWW}/Λ^2 and $c_{\widetilde{WWW}}/\Lambda^2$, (b) c_B/Λ^2 , c_W/Λ^2 and $c_{\widetilde{W}}/\Lambda^2$ couplings at $\sqrt{s} = 30$ TeV.

$\Delta R_{\min}^{\ell\ell} > 0.4$ and minimum distance between photons and leptons $\Delta R_{\min}^{\gamma\ell} > 0.4$. In this analysis, the p_T^ℓ leading charged lepton transverse momenta are used as a tool to probe sensitivity of the anomalous c_{WWW}/Λ^2 , $c_{\widetilde{WWW}}/\Lambda^2$, c_B/Λ^2 , c_W/Λ^2 and $c_{\widetilde{W}}/\Lambda^2$ couplings. As seen in the sub-figures in Fig. 4, the deviation of the signal from the SM background ($B1$) for five anomalous couplings corresponds to $p_T^\ell = 200$ GeV on average. As the center-of-mass energies of the muon collider increase, the p_T^ℓ transverse momentum value at which the deviation occurs decreases from about 300 GeV to 100 GeV. Therefore, in this study, we have performed the following final cut; $p_T^\ell > 200$ GeV at Cut-3.

IV. SENSITIVITY ANALYSIS ON THE ANOMALOUS c_{WWW}/Λ^2 , $c_{\widetilde{WWW}}/\Lambda^2$, c_B/Λ^2 , c_W/Λ^2 AND $c_{\widetilde{W}}/\Lambda^2$ COUPLINGS

We have obtained 95% confidence level (C.L.) limits on the anomalous c_{WWW}/Λ^2 , $c_{\widetilde{WWW}}/\Lambda^2$, c_B/Λ^2 , c_W/Λ^2 and $c_{\widetilde{W}}/\Lambda^2$ couplings using a χ^2 analysis with systematic errors to determine the sensitivities at the multi-TeV muon collider. The χ^2 function is as follows:

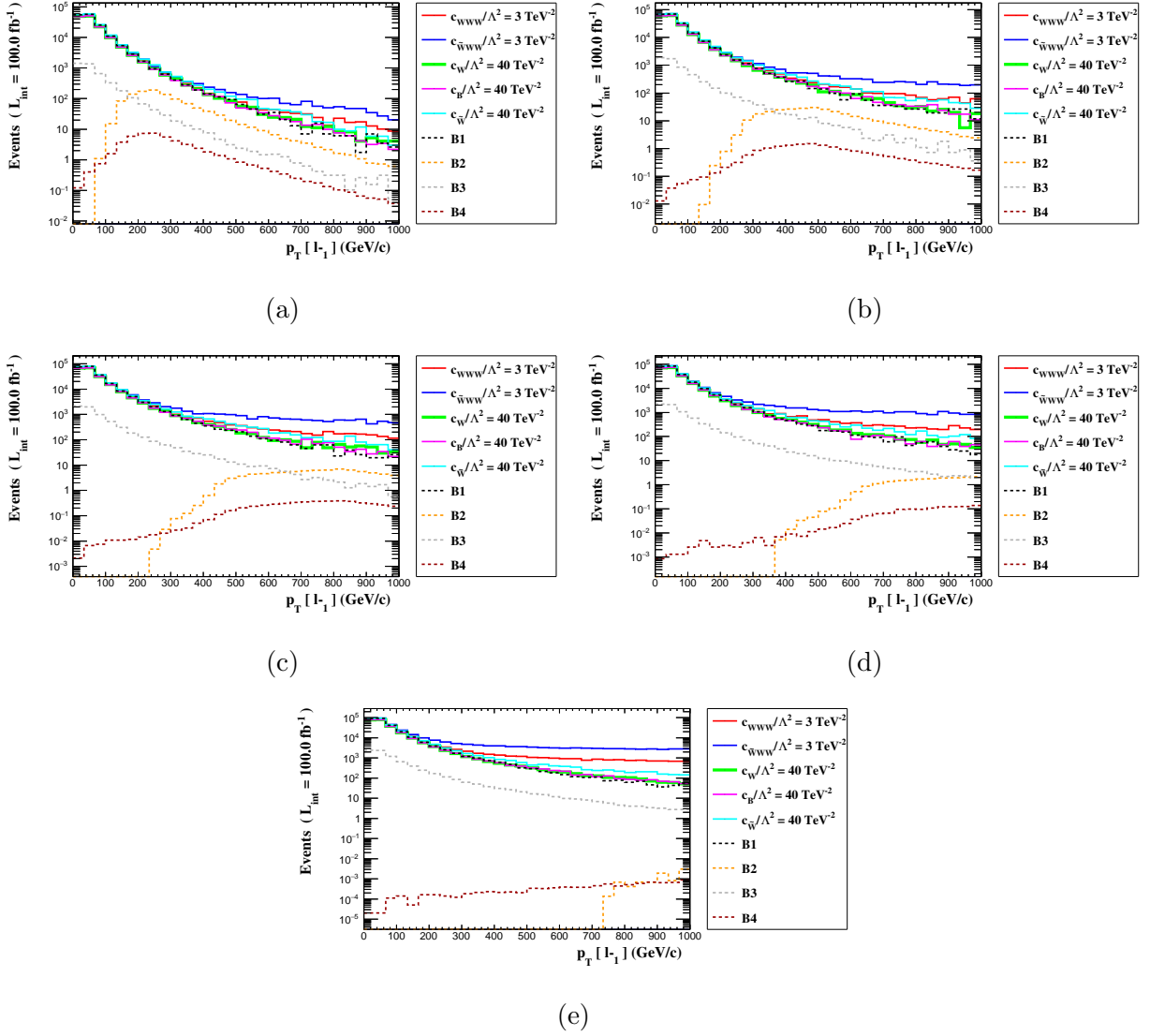


FIG. 4: The number of events as a function of the leading charged lepton transverse momentum for the signal process and their relevant backgrounds with center-of-mass energies of (a) $\sqrt{s} = 3$ TeV, (b) $\sqrt{s} = 6$ TeV, (c) $\sqrt{s} = 10$ TeV, (d) $\sqrt{s} = 14$ TeV and (e) $\sqrt{s} = 30$ TeV

$$\chi^2 = \left(\frac{\sigma_{B_{tot}} - \sigma_{NP}}{\sigma_{B_{tot}} \sqrt{(\delta_{st})^2 + (\delta_{sys})^2}} \right)^2 \quad (20)$$

where $\sigma_{B_{tot}}$ is only the total cross section of total SM backgrounds (B_{tot}) and σ_{NP} is the cross section containing contributions from presence of both new physics beyond the SM and

total SM backgrounds (B_{tot}), defined by $B_{tot} = B1 + B2 + B3 + B4$. $\delta_{st} = \frac{1}{\sqrt{N_{B_{tot}}}}$ and δ_{sys} are the statistical error and the systematic error, respectively. The number of events in the total SM backgrounds is determined with $N_{B_{tot}} = \mathcal{L}_{int} \times \sigma_{B_{tot}}$, where \mathcal{L}_{int} is the integrated luminosity.

The 95% C.L. limits calculated by Eq. (20) on the anomalous c_{WWW}/Λ^2 , $c_{\widetilde{W}WW}/\Lambda^2$, c_B/Λ^2 , c_W/Λ^2 and $c_{\widetilde{W}}/\Lambda^2$ couplings without and with systematic errors 3%, 5% are shown in Tables V-IX. The obtained limits for the main process $\mu^+\mu^- \rightarrow \mu^+\gamma^*\mu^- \rightarrow \mu^+\ell^-\nu_\ell\bar{\nu}_\ell$ at the muon collider with different center-of-mass energies and luminosities are given in Table I. In addition, changes in the sensitivities according to the variation of cuts are also examined in Tables V-IX.

Many sources such as detector luminosity, trigger efficiencies, jet energy calibration, b-jet tagging efficiencies, lepton identification, background, initial and final state radiation (ISR/FSR), parton distribution functions (PDF) cause systematic uncertainties [60]. Therefore, the inclusion of systematic uncertainties in statistical methods is necessary in studies. Taking into account previous work [53], in this study, we consider the systematic uncertainties of 0%, 3% and 5% on the anomalous c_{WWW}/Λ^2 , $c_{\widetilde{W}WW}/\Lambda^2$, c_B/Λ^2 , c_W/Λ^2 and $c_{\widetilde{W}}/\Lambda^2$ couplings.

TABLE V: For systematic errors of 0%, 3% and 5%, the 95% C.L. limits on the anomalous c_{WW}/Λ^2 coupling with center-of-mass energies and cuts.

\sqrt{s}	Cuts	c_{WW}/Λ^2 (TeV ⁻²)		
		$\delta_{sys} = 0\%$	$\delta_{sys} = 3\%$	$\delta_{sys} = 5\%$
3 TeV	Cut-1	[-0.740; 0.738]	[-8.800; 9.218]	[-11.245; 10.186]
	Cut-3	[-0.618; 0.614]	[-2.094; 2.091]	[-2.781; 2.779]
6 TeV	Cut-1	[-0.611; 0.624]	[-5.755; 5.673]	[-7.417; 7.274]
	Cut-3	[-0.304; 0.318]	[-1.290; 1.306]	[-1.666; 1.683]
10 TeV	Cut-1	[-0.357; 0.267]	[-3.630; 3.616]	[-4.592; 4.619]
	Cut-3	[-0.136; 0.156]	[-0.804; 0.824]	[-1.041; 1.060]
14 TeV	Cut-1	[-0.188; 0.170]	[-2.595; 2.576]	[-3.332; 3.311]
	Cut-3	[-0.080; 0.094]	[-0.586; 0.600]	[-0.759; 0.773]
30 TeV	Cut-1	[-0.058; 0.052]	[-1.201; 1.197]	[-1.550; 1.545]
	Cut-3	[-0.030; 0.025]	[-0.286; 0.281]	[-0.369; 0.364]

TABLE VI: Same as Table V but for the anomalous $c_{\widetilde{W}WW}/\Lambda^2$ coupling.

\sqrt{s}	Cuts	$c_{\widetilde{W}WW}/\Lambda^2$ (TeV ⁻²)		
		$\delta_{sys} = 0\%$	$\delta_{sys} = 3\%$	$\delta_{sys} = 5\%$
3 TeV	Cut-1	[-0.818; 1.303]	[-5.386; 5.292]	[-6.535; 6.324]
	Cut-3	[-0.457; 0.470]	[-1.202; 1.215]	[-1.547; 1.561]
6 TeV	Cut-1	[-0.334; 0.289]	[-2.915; 2.890]	[-3.756; 3.747]
	Cut-3	[-0.150; 0.160]	[-0.644; 0.654]	[-0.833; 0.842]
10 TeV	Cut-1	[-0.163; 0.133]	[-1.782; 1.756]	[-2.293; 2.270]
	Cut-3	[-0.077; 0.070]	[-0.411; 0.404]	[-0.529; 0.522]
14 TeV	Cut-1	[-0.081; 0.095]	[-1.271; 1.284]	[-1.642; 1.655]
	Cut-3	[-0.046; 0.041]	[-0.299; 0.294]	[-0.385; 0.380]
30 TeV	Cut-1	[-0.030; 0.025]	[-0.600; 0.595]	[-0.774; 0.769]
	Cut-3	[-0.014; 0.014]	[-0.142; 0.142]	[-0.183; 0.183]

TABLE VII: Same as Table V but for the anomalous c_B/Λ^2 coupling.

\sqrt{s}	Cuts	c_B/Λ^2 (TeV $^{-2}$)		
		$\delta_{sys} = 0\%$	$\delta_{sys} = 3\%$	$\delta_{sys} = 5\%$
3 TeV	Cut-1	[-4.089; 4.092]	[-19.107; 111.805]	[-31.514; 131.197]
	Cut-3	[-3.290; 3.736]	[-17.979; 92.478]	[-26.788; 101.596]
6 TeV	Cut-1	[-2.222; 2.222]	[-18.757; 83.925]	[-30.510; 91.708]
	Cut-3	[-1.261; 1.324]	[-17.011; 64.371]	[-25.165; 70.890]
10 TeV	Cut-1	[-1.134; 1.134]	[-18.582; 77.292]	[-30.090; 82.278]
	Cut-3	[-0.668; 0.691]	[-15.341; 55.858]	[-22.634; 63.262]
14 TeV	Cut-1	[-1.089; 1.089]	[-17.741; 71.719]	[-29.668; 76.532]
	Cut-3	[-0.437; 0.447]	[-14.898; 50.431]	[-21.914; 56.779]
30 TeV	Cut-1	[-1.040; 1.040]	[-17.163; 63.727]	[-29.354; 68.263]
	Cut-3	[-0.185; 0.187]	[-13.785; 41.720]	[-20.012; 47.842]

 TABLE VIII: Same as Table V but for the anomalous c_W/Λ^2 coupling.

\sqrt{s}	Cuts	c_W/Λ^2 (TeV $^{-2}$)		
		$\delta_{sys} = 0\%$	$\delta_{sys} = 3\%$	$\delta_{sys} = 5\%$
3 TeV	Cut-1	[-3.997; 3.999]	[-19.261; 95.902]	[-31.823; 123.895]
	Cut-3	[-3.404; 3.793]	[-18.850; 76.918]	[-27.936; 83.943]
6 TeV	Cut-1	[-2.228; 2.228]	[-18.657; 83.402]	[-30.680; 91.947]
	Cut-3	[-1.268; 1.337]	[-16.849; 64.081]	[-24.884; 71.425]
10 TeV	Cut-1	[-1.134; 1.134]	[-18.450; 77.452]	[-29.884; 82.451]
	Cut-3	[-0.669; 0.690]	[-15.621; 55.227]	[-23.049; 61.351]
14 TeV	Cut-1	[-1.091; 1.091]	[-17.729; 71.604]	[-29.533; 76.046]
	Cut-3	[-0.432; 0.443]	[-14.601; 50.473]	[-21.466; 57.479]
30 TeV	Cut-1	[-1.040; 1.040]	[-17.258; 63.659]	[-29.363; 68.910]
	Cut-3	[-0.187; 0.189]	[-13.906; 41.779]	[-20.160; 47.769]

TABLE IX: Same as Table V but for the anomalous $c_{\widetilde{W}}/\Lambda^2$ coupling.

\sqrt{s}	Cuts	$c_{\widetilde{W}}/\Lambda^2$ (TeV ⁻²)		
		$\delta_{sys} = 0\%$	$\delta_{sys} = 3\%$	$\delta_{sys} = 5\%$
3 TeV	Cut-1	[-8.593; 7.531]	[-47.762; 43.447]	[-66.136; 56.158]
	Cut-3	[-7.819; 7.288]	[-19.939; 19.394]	[-25.552; 24.995]
6 TeV	Cut-1	[-5.641; 4.705]	[-43.781; 42.261]	[-56.509; 55.298]
	Cut-3	[-3.792; 4.025]	[-16.228; 16.433]	[-20.979; 21.165]
10 TeV	Cut-1	[-5.071; 3.109]	[-42.242; 39.923]	[-55.799; 54.203]
	Cut-3	[-2.659; 2.564]	[-14.626; 14.532]	[-18.869; 18.776]
14 TeV	Cut-1	[-3.808; 2.946]	[-40.068; 38.745]	[-51.126; 50.139]
	Cut-3	[-1.948; 2.014]	[-13.550; 13.592]	[-17.513; 17.537]
30 TeV	Cut-1	[-3.228; 1.841]	[-37.018; 35.020]	[-47.366; 45.629]
	Cut-3	[-1.177; 1.097]	[-11.977; 11.887]	[-15.453; 15.358]

In Tables V-IX, the sensitivities are investigated according to anomalous couplings, center-of-mass energies of the muon collider. If we first consider anomalous couplings with the same center-of-mass energies and cuts, the sensitivities of the anomalous $c_{\widetilde{W}WW}/\Lambda^2$ coupling are higher than those of other anomalous couplings. Second, increasing the center-of-mass energies of the muon collider for each anomalous coupling increases the sensitivities. Third, the sensitivities increase with increasing suppression from Cut-1 to Cut-3 in all analyses. According to Tables V-IX, the multi-TeV muon collider with $\sqrt{s} = 30$ TeV and $\mathcal{L}_{\text{int}} = 90$ ab⁻¹ at the Cut-3 has the most sensitive limits on the anomalous couplings. These limits are as follows;

$$c_{WWW}/\Lambda^2 = [-0.030; 0.025] \text{ TeV}^{-2}, \quad (21)$$

$$c_{\widetilde{W}WW}/\Lambda^2 = [-0.014; 0.014] \text{ TeV}^{-2}, \quad (22)$$

$$c_B/\Lambda^2 = [-0.185; 0.187] \text{ TeV}^{-2}, \quad (23)$$

$$c_W/\Lambda^2 = [-0.187; 0.189] \text{ TeV}^{-2}, \quad (24)$$

$$c_{\widetilde{W}}/\Lambda^2 = [-1.177; 1.097] \text{ TeV}^{-2}. \quad (25)$$

Finally, the contours for the anomalous couplings for the process $\mu^+\mu^- \rightarrow \mu^+\gamma^*\mu^- \rightarrow \mu^+\ell^-\nu_\ell\bar{\nu}_\ell$ at the future muon collider for various integrated luminosities and a center-of-mass energy of 30 TeV which we obtained the best limit values only for the anomalous couplings are presented in Fig. 5. In Figs. 5b and 5c, the integrated luminosities are 10, 20 and 90 ab^{-1} , whereas in Fig. 5a the different integrated luminosities from the other two figures are taken into account as 0.1, 1 and 90 ab^{-1} , because if the same integrated luminosities are considered, the two-dimensional contours would be very similar to each other. As we can see from these figures, the improvement in the sensitivity on the anomalous couplings is achieved by increasing to higher luminosities.

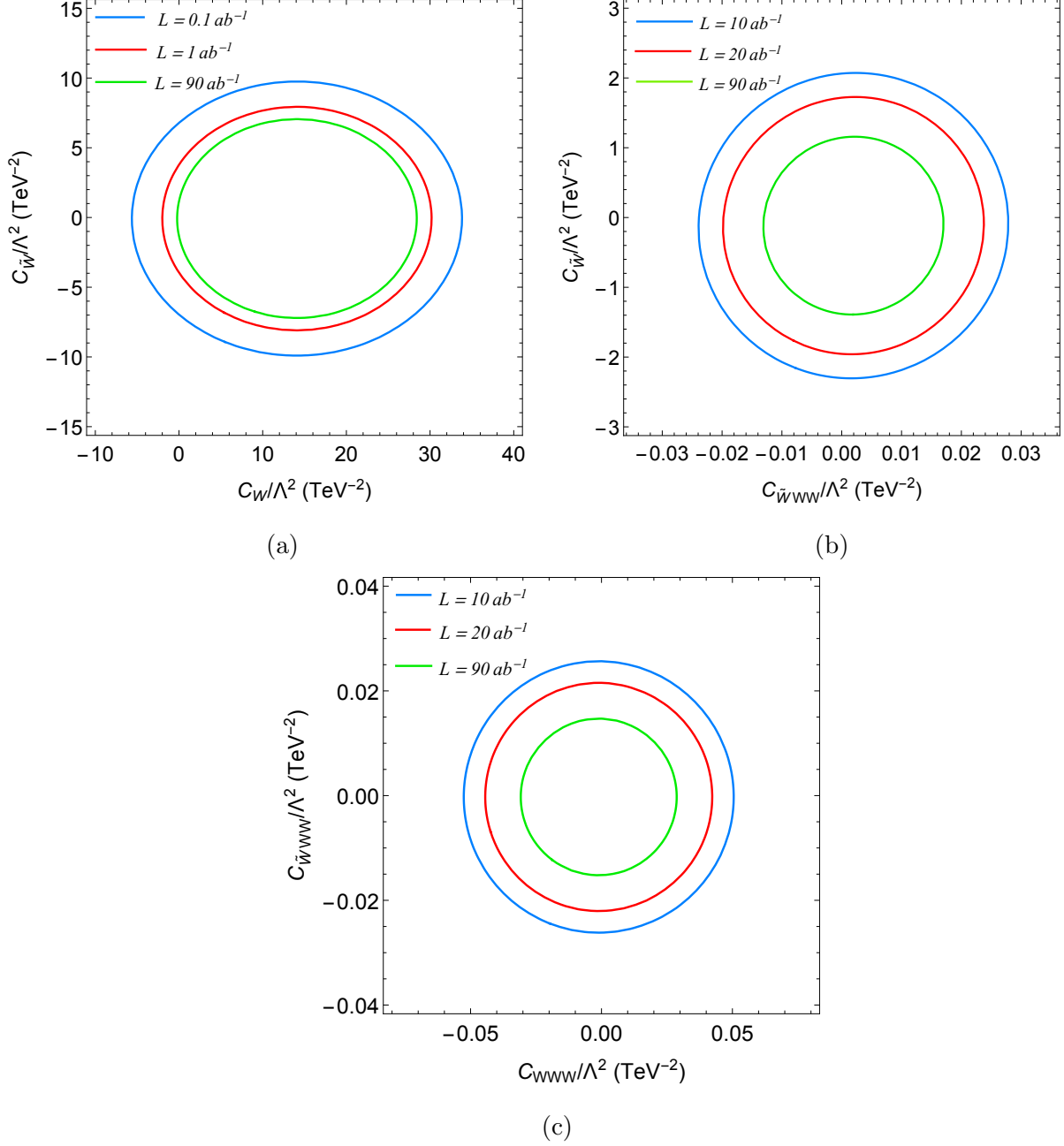


FIG. 5: Two-dimensional sensitivity contours at the 95% C.L. in the (a) $c_{\tilde{W}}/\Lambda^2$ - c_W/Λ^2 plane, (b) $c_{\tilde{W}}/\Lambda^2$ - $c_{\tilde{W}WW}/\Lambda^2$ plane and (c) $c_{\tilde{W}WW}/\Lambda^2$ - c_{WWW}/Λ^2 plane according to different integrated luminosities at $\sqrt{s} = 30$ TeV.

V. CONCLUSIONS

Our current study of the multi-TeV muon collider complements and even extends previous sensitivity estimates for the anomalous c_{WWW}/Λ^2 , $c_{\widetilde{W}WW}/\Lambda^2$, c_B/Λ^2 , c_W/Λ^2 and $c_{\widetilde{W}}/\Lambda^2$ couplings made in various specific colliders. It provides useful insights for planning the construction of future muon colliders. As a result, a muon collider in the high energy region with high integrated luminosity can both explore the wider parameter space and achieve better sensitivity couplings.

Experimental limits of the anomalous $WW\gamma$ coupling at the CMS Collaboration at the CERN LHC [48, 49] are the most current reference point to compare our results. When our most sensitive limits given in Eqs. (21)-(25) are compared with the experimental limits in Refs. [48, 49], it is seen that our sensitivities on the anomalous couplings are between 12-47 times of magnitude better than the current experimental limits.

The multi-TeV muon colliders, which have the advantages of cleaner physics conditions in the detector and lower cost, create an attractive motivation with remarkable sensitivity limits. The success of the multi-TeV muon colliders suggests that such studies are definitely worth doing.

Declarations

A preprint of this article was originally posted on the arXiv [61].

- Competing interests: The authors declare there are no competing interests.
- Funding: The authors declare no specific funding for this work.
- Data Availability: This manuscript does not report data.

References

- [1] M. Boscolo, J-P. Delahaye and M. Palmer, Rev. Accel. Sci. Tech. **10**, 189-214 (2019).
- [2] R. B. Palmer, Rev. Accel. Sci. Tech. **7**, 137-159 (2014).

- [3] J-P. Delahaye, C. Ankenbrandt, A. Bogacz, S. Brice, A. Bross, D. Denisov, E. Eichten, P. Huber, D. M. Kaplan, H. Kirk, R. Lipton, D. Neuffer, M. A. Palmer, R. Palmer, R. Ryne and P. Snopok, “Enabling Intensity and Energy Frontier Science with a Muon Accelerator Facility in the U.S.: A White Paper Submitted to the 2013 U.S. Community Summer Study of the Division of Particles and Fields of the American Physical Society,” FERMILAB-CONF-13-307-APC (2013) [arXiv:1308.0494 [physics.acc-ph]].
- [4] B. Bogomilov *et al.* [MICE Collaboration], *Nature* **578**, 53-59 (2020).
- [5] M. Antonelli, M. Boscolo, R. D. Nardo and P. Raimondi, *Nucl. Instrum. Meth. A* **807**, 101-107 (2016).
- [6] D. Buttazzo, D. Redigolo, F. Sala and A. Tesi, *JHEP* **11**, 144 (2018).
- [7] A. Costantini, F. D. Lillo, F. Maltoni, L. Mantani, O. Mattelaer, R. Ruiz and X. Zhao, *JHEP* **09**, 80 (2020).
- [8] M. Chiesa, F. Maltoni, L. Mantani, B. Mele, F. Piccinini and X. Zhao, *JHEP* **09**, 98 (2020).
- [9] P. Bandyopadhyay and A. Costantini, *Phys. Rev. D* **103**, 015025 (2021).
- [10] T. Han, S. Li, S. Su, W. Su and Y. Wu, *Phys. Rev. D* **104**, 055029 (2021).
- [11] W. Liu and K-P. Xie, *JHEP* **04**, 15 (2021).
- [12] T. Han, Z. Liu, L.-T. Wang and X. Wang, *Phys. Rev. D* **103**, 075004 (2021).
- [13] R. Capdevilla, F. Meloni, R. Simoniello and J. Zurita, *JHEP* **06**, 133 (2021).
- [14] S. Bottaro, A. Strumia and N. Vignaroli, *JHEP* **06**, 143 (2021).
- [15] R. Capdevilla, D. Curtin, Y. Kahn and G. Krnjaic, *Phys. Rev. D* **103**, 075028 (2021).
- [16] W. Yin and M. Yamaguchi, *Phys. Rev. D* **106**, 033007 (2022).
- [17] M. Ruhdorfer, E. Salvioni and A. Weiler, *SciPost Phys.* **8**, 027 (2020).
- [18] G-Y. Huang, F. S. Queiroz and W. Rodejohann, *Phys. Rev. D* **103**, 095005 (2021).
- [19] P. Asadi, R. Capdevilla, C. Cesarotti and S. Homiller, *JHEP* **10**, 182 (2021).
- [20] T. Han, D. Liu, I. Low and X. Wang, *Phys. Rev. D* **103**, 013002 (2021).
- [21] İ. Şahin and A. A. Billur, *Phys. Rev. D* **83**, 035011 (2011).
- [22] S. Kumar and P. Poullose, *Int. J. Mod. Phys. A* **30**, 1550215 (2015).
- [23] S. M. Etesami, S. Khatibi and M. M. Najafabadi, *Eur. Phys. J. C* **76**, 533 (2016).
- [24] L. Bian, J. Shu and Y. Zhang, *Int. J. Mod. Phys. A* **31**, 1644008 (2016).
- [25] V. Ari, A. A. Billur, S. C. İnan and M. Köksal, *Nucl. Phys. B* **906**, 211-230 (2016).
- [26] A. Falkowski, M. G. Alonso, A. Greljo, D. Marzocca and M. Son, *JHEP* **02**, 115 (2017).

- [27] B. Şahin, *Mod. Phys. Lett. A* **32**, 1750205 (2017).
- [28] R. Li, X. M. Shen, K. Wang, T. Xu, L. Zhang and G. Zhu, *Phys. Rev. D* **97**, 075043 (2018).
- [29] D. Bhatia, U. Maitra and S. Raychaudhuri, *Phys. Rev. D* **99**, 095017 (2019).
- [30] R. Rahaman and R. K. Singh, *Phys. Rev. D* **101**, 075044 (2020).
- [31] T. Han, Y. Ma and K. Xie, *Phys. Rev. D* **103**, L031301 (2021).
- [32] R. Franceschini and M. Greco, *Symmetry* **13**, 851 (2021).
- [33] H. A. Ali *et al.*, *Rep. Prog. Phys.* **85**, 084201 (2022).
- [34] M. Chiesa, B. Mele and F. Piccinini, “Multi Higgs production via photon fusion at future multi-TeV muon colliders,” (2021) [arXiv:2109.10109 [hep-ph]].
- [35] K. Hagiwara, S. Ishihara, R. Szalapski and D. Zeppenfeld, *Phys. Rev. D* **48**, 2182 (1993).
- [36] C. Degrande, N. Greiner, W. Kilian, O. Mattelaer, H. Mebane, T. Stelzer, S. Willenbrock and C. Zhang, *Annals Phys.* **335**, 21-32 (2013).
- [37] K. Hagiwara, R. D. Peccei, D. Zeppenfeld and K. Hikasa, *Nucl. Phys. B* **282**, 253-307 (1987).
- [38] L. Bian, J. Shu and Y. Zhang, *JHEP* **09**, 206 (2015).
- [39] G. Couture and J. N. Ng, *Z. Phys. C* **35**, 65-68 (1987).
- [40] G. Couture, J. N. Ng, J. L. Hewett and T. G. Rizzo, *Phys. Rev. D* **38**, 860 (1988).
- [41] J. Wudka, *Int. J. Mod. Phys. A* **09**, 2301-2361 (1994).
- [42] S. Spor, A. A. Billur and M. Köksal, *Eur. Phys. J. Plus* **135**, 683 (2020).
- [43] S. Spor and M. Köksal, *Phys. Lett. B* **820**, 136533 (2021).
- [44] S. Spor and M. Köksal, *Eur. Phys. J. Plus* **137**, 80 (2022).
- [45] M. Köksal, A. A. Billur, A. Gutiérrez-Rodríguez and M. A. Hernández-Ruíz, *Phys. Lett. B* **808**, 135661 (2020).
- [46] A. Gutiérrez-Rodríguez, M. Köksal, A. A. Billur and M. A. Hernández-Ruíz, *J. Phys. G: Nucl. Part. Phys.* **47**, 055005 (2020).
- [47] A. A. Billur, M. Köksal, A. Gutiérrez-Rodríguez and M. A. Hernández-Ruíz, *Eur. Phys. J. Plus* **136**, 697 (2021).
- [48] A. M. Sirunyan *et al.* [CMS Collaboration], *Phys. Rev. Lett.* **126**, 252002 (2021).
- [49] A. M. Sirunyan *et al.* [CMS Collaboration], *JHEP* **12**, 062 (2019).
- [50] M. Aaboud *et al.* [ATLAS Collaboration], *Eur. Phys. J. C* **79**, 884 (2019).
- [51] M. Aaboud *et al.* [ATLAS Collaboration], *Eur. Phys. J. C* **77**, 563 (2017).
- [52] S. Atağ and A. A. Billur, *JHEP* **11**, 060 (2010).

- [53] M. Köksal, A. A. Billur, A. Gutiérrez-Rodríguez and M. A. Hernández-Ruíz, *Int. J. Mod. Phys. A* **34**, 1950076 (2019).
- [54] V. M. Budnev, I. F. Ginzburg, G. V. Meledin and V. G. Serbo, *Phys. Rept.* **15**, 181-282 (1975).
- [55] G. Baur, K. Hencken, D. Trautmann, S. Sadovsky and Y. Kharlov, *Phys. Rept.* **364**, 359-450 (2002).
- [56] K. Piotrkowski, *Phys. Rev. D* **63**, 071502 (2001).
- [57] J. Alwall, R. Frederix, S. Frixione, V. Hirschi, F. Maltoni, O. Mattelaer, H. S. Shao, T. Stelzer, P. Torrielli and M. Zaro, *JHEP* **07**, 079 (2014).
- [58] V. Di Benedetto, C. Gatto, A. Mazzacane, N. V. Mokhov, S. I. Striganov and N. K. Terentiev, *JINST* **13**, P09004 (2018).
- [59] N. Bartosik, A. Bertolin, L. Buonincontri, M. Casarsa, F. Collamati, A. Ferrari, A. Ferrari, A. Gianelle, D. Lucchesi, N. Mokhov, M. Palmer, N. Pastrone, P. Sala, L. Sestini and S. Striganov, *JINST* **15**, P05001 (2020).
- [60] G. Khorauli, *Nuovo Cim. B* **123**, 1327-1330 (2008).
- [61] S. Spor and M. Köksal, arXiv, 2201.00787 (2022), <https://doi.org/10.48550/arXiv.2201.00787>