

The value of shared information in ridesharing problems: a stochastic Stackelberg game approach

Gianfranco Liberona ^{*} Léonard von Niederhäusern [†] David Salas [‡]

Abstract

In the setting of stochastic Stackelberg games, we introduce a new indicator called the *Expected Value of Shared Information*. This indicator allows to measure, for the leader, the value of having perfect information and sharing it with the follower, in the context where both agents must solve here-and-know problem, making their decisions prior to the revelation of nature. We then use it to assess the value of sharing information in the context of ridesharing companies. Particularly, we study a simplified version of the reallocation problem of unmatched drivers. Our results suggest that sharing information (such as the demand forecast) with the drivers might be beneficial for the company.

Keywords: Game Theory; Stochastic Programming; Ridesharing Company; Stackelberg Game; Expected Value of Shared Information.

1 Introduction

The growing popularity of ridesharing companies, such as Uber and Lyft, has changed the way we move around the city. There is a new relation between passengers and drivers, which now interact through this new third party. Several new problems have arisen from this context, such as spatio-temporal pricing [7], reallocation of resources [2, 15], or online matching [16] (see, e.g., [24, 5] for some recent surveys). Here, we are interested in the way information affects the relation between a ridesharing company and its drivers.

To understand this relation, let us describe the general framework we are set in, which is motivated by recent literature [24, 5, 7]. First, a city can be understood as a network of interconnected locations, to which drivers are allocated. At every given time, new passengers appear in the locations, requesting a ride. The ridesharing company then matches each passenger with a driver in the same location, and receives a compensation proportional to the cost of the ride. While the compensation can be assumed to be constant, the company has the liberty to adapt prices, generating different fares depending on the location and time.

Of course, pricing affects the demand. But more interesting for us, spatial pricing (different fares between locations) can induce reallocation of unmatched drivers.

Some key elements for an unmatched driver to decide whether to change location or not are the following: the available ride fares, the costs of reallocation, the number of demanded

^{*}Universidad de O'Higgins. gianfranco.liberona@uoh.cl

[†]Center of Mathematical Modeling CNRS IRL 2807, Universidad de Chile, and Institute of Engineering Sciences, Universidad de O'Higgins. leonard.vonniederhausern@uoh.cl

[‡]Institute of Engineering Sciences, Universidad de O'Higgins. david.salas@uoh.cl

rides at each location, and the number of previously matched drivers at each location (who can be matched to other passengers as soon as they finish their previous rides). The first two are known information for the drivers, but the demand which has random variations (exogenous uncertainty) and the previously matched drivers (endogenous uncertainty) are not. On the other hand, at each stage of reallocation and matching, the ridesharing company can forecast the exogenous uncertainty, and has all the information available for the endogenous one.

The goal of this work is to assess whether the ridesharing company might benefit from sharing its information with the unmatched drivers. This behavior is observed nowadays, where ridesharing companies provide some demand information to the drivers beyond spatial pricing (see, e.g., the Uber’s driver-app description in [23]).

Here, we propose to model the relation between these two parts of the market through the lens of Stackelberg games (see, e.g., [10, 12]). On one hand, the company acts as the leader, deciding the spatial prices. On the other hand, the drivers act as followers, solving a stochastic allocation equilibrium problem.

By considering the demand to be uncertain for both, the company and the drivers, we derive a model where all agents must decide their actions in a *here-and-now* fashion, that is, prior to the revelation of the nature. In this context, to evaluate the value of perfect information, we consider two indicators: the classic *Expected Value of Perfect Information (EVPI)*, defined for example in [8, Chapter 4], which measures the impact of forecasting on the leader’s benefits; and a new indicator that we call the *Expected Value of Shared Information (EVSI)*, which measures the impact, again for the leader, of forecasting and then sharing the perfect information with the drivers.

While our main motivation is to understand the economic value of information sharing in the context of ridesharing companies, the concept of EVSI can be applied in the general framework of stochastic bilevel games, where the uncertain information is revealed after all players have decided their actions. Thus, in Section 2, we develop the concept in an abstract mathematical setting. In Section 3, we present the detailed model we work with, which is the one-stage pricing problem of the ridesharing company, coupled with the reallocation problem for the unmatched drivers. In Section 4, we describe how we can reduce the various bilevel programming problems we encounter to single mixed-integer bilinear programming problems, which allows us to efficiently find the solutions for different scenarios. In Section 5, we provide a numerical analysis with randomly generated data, which suggests that sharing information is indeed beneficial in this problem. We finish with some conclusions and perspectives in Section 6.

2 General Framework

In this section, we present the abstract model that we will use to describe the interaction between a ridesharing company and its drivers. The setting fits into the general framework of stochastic bilevel optimization, but with the particular property that randomness is revealed after the followers’ decision, differing from the usual concept of the problem (see, e.g., [9]).

2.1 Here-and-now Stochastic bilevel problems

We consider the following optimistic parametric bilevel programming problem

$$\varphi(z_1, z_2) = \begin{cases} \min_{x,y} \theta(x, y, z_1, z_2) \\ \text{s.t.} \begin{cases} x \in X \\ y \text{ solves} \begin{cases} \min_y f(x, y, z_1, z_2) \\ \text{s.t. } y \in Y(x), \end{cases} \end{cases} \end{cases} \quad (1)$$

where $(z_1, z_2) \in Z = Z_1 \times Z_2 \subset \mathbb{R}^{k_1} \times \mathbb{R}^{k_2}$ are the parameters. Here, the function $\varphi : Z \rightarrow \mathbb{R}$ is the value function of Problem (1). For each pair $(z_1, z_2) \in Z$, the leader aims to minimize the loss function $\theta : \mathbb{R}^n \times \mathbb{R}^m \times \mathbb{R}^{k_1} \times \mathbb{R}^{k_2} \rightarrow \mathbb{R}$. He or she only controls the first variable $x \in X \subset \mathbb{R}^n$, which we call the leader's decision. The set of admissible leader's decisions $X \subset \mathbb{R}^n$ is fixed.

Similarly, for each pair $(z_1, z_2) \in Z$ and each leader's decision $x \in X$, the follower aims to minimize the loss function $f : \mathbb{R}^n \times \mathbb{R}^m \times \mathbb{R}^{k_1} \times \mathbb{R}^{k_2} \rightarrow \mathbb{R}$. He or she only controls the second variable $y \in Y(x) \subset \mathbb{R}^m$, which we call the follower's decision. The set of admissible decisions $Y(x) \subset \mathbb{R}^m$ depends on the leader's decision x , inducing a set-valued map $Y : X \rightrightarrows \mathbb{R}^m$. The range of Y is contained in an ambient set $\bar{Y} \subset \mathbb{R}^m$, that is,

$$R(Y) := \bigcup_{x \in X} Y(x) \subset \bar{Y}.$$

In what follows, we consider the following (standard) assumptions over Problem (1):

- (A.1) The sets X and \bar{Y} are nonempty, convex and compact, and Z is nonempty and closed.
- (A.2) The loss functions θ and f are continuous.
- (A.3) The loss function f is convex in the second variable.
- (A.4) The set-valued map Y has nonempty convex compact values, and it is both upper and lower semicontinuous (in the sense of set-valued maps. See, e.g., [18, 1]).

Under this framework, which is fairly general, one can ensure the existence of solutions of the parametric Problem (1). This existence result is classic in the literature (see, e.g., [10]), and we recall it for completeness.

Lemma 1. *Assume hypotheses (A.1)-(A.4). Then, for each $(z_1, z_2) \in Z$, Problem (1) admits at least one solution. Furthermore, the value function $\varphi : Z \rightarrow \mathbb{R}$ is lower semicontinuous.*

In our setting, uncertainty is formalized as random variables $\zeta = (\zeta_1, \zeta_2) : \Omega \rightarrow Z_1 \times Z_2$ and $\tilde{\zeta} = (\tilde{\zeta}_1, \tilde{\zeta}_2) : \Omega \rightarrow Z_1 \times Z_2$, over a probability space $(\Omega, \Sigma, \mathbb{P})$. These variables determine the parameters (z_1, z_2) in Problem (1). Specifically,

- The leader knows the first parameter z_1 , which is the realization of a random variable ζ_1 .
- The variable $\tilde{\zeta}_2$ determines the value of z_2 for the leader, and its value is unknown for the leader.
- Both parameters (z_1, z_2) are unknown for the follower, and are given by the variables $\tilde{\zeta}_1$ and $\tilde{\zeta}_2$, respectively.

We allow the leader and the follower to have different beliefs about z_1 and z_2 , and thus the distribution of $\zeta = (\zeta_1, \zeta_2)$ might differ from the distribution of $\tilde{\zeta} = (\tilde{\zeta}_1, \tilde{\zeta}_2)$.

With this model, the follower solves a *here-and-now* problem, considering the leader's decision x as a parameter and the value of $z = (\zeta_1(\omega), \zeta_2(\omega))$ as uncertain. Thus, for each leader's decision x , the follower is solving the problem

$$D(x) = \begin{cases} \min_y \mathbb{E} [f(x, y, \zeta_1(\omega), \zeta_2(\omega))] \\ \text{s.t. } y \in Y(x). \end{cases} \quad (2)$$

We refer by $D(x)$ to both Problem (2) and its solution set. From the leader's perspective, for each decision vector x , the follower's optimal response is a deterministic point $y \in D(x)$. Thus, the leader is solving a *parametric here-and-now* problem, simultaneously with the follower, which is given by:

$$STO(z_1) := \begin{cases} \min_{x,y} \mathbb{E} [\theta(x, y, z_1, \zeta(\omega))] \\ \text{s.t. } \begin{cases} x \in X \\ y \in D(x). \end{cases} \end{cases} \quad (3)$$

We set the Stochastic value of Problem (3) as

$$STO = \mathbb{E}[STO(\zeta_1)] = \int_{\Omega} STO(\zeta_1(\omega)) d\mathbb{P}(\omega), \quad (4)$$

which is given by the averaged cost for the leader, according to the distribution of ζ_1 , for an optimal policy $x : Z_1 \rightarrow \mathbb{R}^n$. In what follows, we will assume that all expectations are well-defined and finite.

2.2 Measuring the value of perfect information: Expected Value of Shared Information

In stochastic bilevel optimization, Problem (3) has not got too much attention, since its formulation fits into the setting of stochastic optimization with recourse (see, e.g., [8, 21]). This reduction follows from the fact that the random parameter z_2 is revealed after the follower's decision, leading to a sequential structure of the form

Leader decides $x \rightarrow$ Follower decides $y \rightarrow (z_1, z_2)$ is revealed.

In contrast, stochastic bilevel optimization, as understood in the literature (see, e.g., [9]), focuses on bilevel programs where the random parameter is revealed before the follower's decision, inducing a *here-and-now* problem for the leader, and a *wait-and-see* problem for the follower, that is,

Leader decides $x \rightarrow (z_1, z_2)$ is revealed \rightarrow Follower decides y .

In this second case, when one aims to assess the expected value of perfect information (EVPI), it is enough to do it for the leader only. Indeed, the follower already has the perfect information. Thus, one can follow the standard developments of, e.g., [8, Chapter 4] or [21, Chapter 2].

Similarly, in our context, we propose to set the EVPI as a measure for the leader only. The proposal is motivated by the interpretation of a bilevel problem as a Stackelberg game: the bilevel optimization problem is the problem of the leader only, who is able to anticipate the follower's best response [17].

Definition 2 (EVPI). For Problem (3), we define the Wait-and-See Value (WS) as the expected value of the value function

$$\psi(z_1, z_2) := \begin{cases} \min_{x,y} \theta(x, y, z_1, z_2) \\ \text{s.t.} \begin{cases} x \in X \\ y \in D(x), \end{cases} \end{cases} \quad (5)$$

that is,

$$WS := \mathbb{E}_\zeta(\psi) = \int_{\Omega} \psi(\zeta(\omega)) d\mathbb{P}(\omega). \quad (6)$$

The Expected Value of Perfect Information (EVPI) is then defined as $EVPI := STO - WS$, which is always non-negative, and measures the gain of the leader under perfect information.

While the above definition is consistent with the interpretation of Problem (3) as a parametric problem with recourse, the leader has another option in Stackelberg games under perfect information: he or she might share this information with the follower. This alternative comes from the fact that the follower is an independent agent, which reacts to new information. In order to measure the value of sharing perfect information, we introduce the following definition:

Definition 3 (EVSI). For Problem (3), we define the Shared Wait-and-See Value (SWS) as the expected value of the value function φ from the parametric problem (1) that is,

$$SWS := \mathbb{E}_\zeta(\varphi) = \int_{\Omega} \varphi(\zeta_1(\omega), \zeta_2(\omega)) d\mathbb{P}(\omega), \quad (7)$$

The Expected Value of Shared Information (EVSI) is then defined as $EVSI := WS - SWS$, which measures the gain or loss of the leader having perfect information and sharing it with the follower.

To the best of our knowledge, the notion of EVSI has not yet been considered in the literature. We propose it as a measure, similar to the EVPI, that captures the natural information asymmetry in Stackelberg games. When evaluating the value of perfect information for the leader, both WS and SWS should be computed, since SWS is, in general, neither a lower bound nor an upper bound of WS nor STO, as the following example shows.

Example 4. Let us consider only an exogenous random event ξ to be a fair Bernoulli trial and the indicator functions δ_0 and δ_1 given by

$$\delta_i(\xi) = \begin{cases} 1 & \text{if } \xi = i \\ 0 & \text{otherwise,} \end{cases} \quad \text{for } i = 0, 1.$$

Let the leader's decision set to be $X = [0, 1]$ and the follower's decision set to be $Y(x) = [0, 1]$, for all $x \in X$. Let the follower's loss function to be

$$f(y, \xi(\omega)) := y^2 \delta_0(\xi(\omega)) + (1 - y)^2 \delta_1(\xi(\omega)).$$

Assume that $\zeta = \xi$ and consider two possible loss functions for the leader:

$$\begin{aligned} \theta_+(x, y, \xi(\omega)) &= \frac{1}{2}(x^2 \delta_0(\xi(\omega)) + (1 - x)^2 \delta_1(\xi(\omega))) + f(x, y, \xi(\omega)) \\ \theta_-(x, y, \xi(\omega)) &= \frac{1}{2}(x^2 \delta_0(\xi(\omega)) - (1 - x)^2 \delta_1(\xi(\omega))) - f(x, y, \xi(\omega)) \end{aligned}$$

We consider then two problems of the form of Problem (3):

$\min_{x,y} \mathbb{E}(\theta_+(x,y,\xi(\omega)))$ $\text{s.t.} \begin{cases} x \in [0,1] \\ y \text{ solves } \begin{cases} \min_y \mathbb{E}(f(y,\xi(\omega))) \\ \text{s.t. } y \in [0,1]. \end{cases} \end{cases}$	$\min_{x,y} \mathbb{E}(\theta_-(x,y,\xi(\omega)))$ $\text{s.t.} \begin{cases} x \in [0,1] \\ y \text{ solves } \begin{cases} \min_y \mathbb{E}(f(y,\xi(\omega))) \\ \text{s.t. } y \in [0,1]. \end{cases} \end{cases}$
<i>Plus Case</i>	<i>Minus Case</i>

It is easy to see that the optimal solutions for the leader and the follower are very similar. Observe too that the decision of the leader has no influence on the follower's decision, but the objective of the follower is directly included in the leader's objective. The set of optimal decisions is easy to determine. In the stochastic

	Plus Case	Minus Case
STO	0.375	-0.125
WS	0.25	-0.25
SWS	0	0

Table 1: Values of STO, WS and SWS

case, where no information is given to either of the players, we have $x^* = y^* = 0.5$. On the other hand, if the players have access to the perfect information, we have $x_0^* = y_0^* = 0$ for $\xi = 0$, and $x_1^* = y_1^* = 1$ for $\xi = 1$. Thus we can compute the values of STO, WS (as in [8, Chapter 4]) and SWS, displayed in Table 1. \square

The above example is quite simple but very illustrative. First, for the Minus Case it shows that the SWS is not necessarily a lower bound of WS, nor even of STO. However, for the Plus Case it shows that sharing information could be beneficial, beyond having perfect information. The intuition behind this example is simple. On the one hand, the Plus Case is collaborative: the leader wants to collaborate with the follower, since the leader is losing what the follower loses as well. On the other hand, the Minus Case is adversarial: the leader is against the follower, since what the follower loses translates in gains for the leader. However, in practical situations, the collaboration or competition between the leader and the follower might not be so clear.

3 Ridesharing bilevel problem: the model

Let us consider the following situation: at a certain moment, a driver associated with a ridesharing company that has not been matched with a passenger must decide whether to keep searching for a match around his or her current location, or to move to another one within the city. We can model the different locations as a finite set of zones, $I = \{1, \dots, n\}$. If the driver is in the i th zone, his or her reallocation decision will depend on four factors:

1. The vector of marginal prices fixed by ridesharing company, $p = (p_i : i \in I)$.
2. The vector of previously matched drivers who will arrive to each node (and will become available at that node), $y = (y_i : i \in I)$.
3. The vector of demands of each zone $d = (d_i : i \in I)$.
4. The marginal costs of moving to another zone, $\alpha_i = (\alpha_{ij} : j \in I)$. Of course, $\alpha_{ii} = 0$.

5. The vector of previously unmatched drivers that will be at each node, $x = (x_i : i \in I)$.

The demand on each zone $i \in I$, depends on two factors: the marginal price p_i and a random variable which models the uncertain variation. In this work, we model this dependency as a nominal value $d_{0,i}(\omega)$ which represents the demand for the minimal price $p_{i,\min}$, multiplied by a linear discount factor depending on the price:

$$d_i = d_i(p_i, \omega) = d_{0,i}(\omega) \left(1 - \delta \frac{p_i - p_{i,\min}}{p_{i,\max} - p_{i,\min}} \right) \quad (8)$$

Since each driver has limited observability about the other drivers, the value of $y = (y_i : i \in I)$ is uncertain, even though it is known information for the ridesharing company. Thus, from the drivers' perspective $y = y(\omega)$ is also a random variable. Then, by setting $\xi(\omega) = (y(\omega), d_0(\omega))$, each driver must solve the following optimization problem:

$$\max_{j \in I} \mathbb{E}_{\xi} \left[p_j \min \left(\frac{d_j}{x_j + y_j}, 1 \right) \right] - \alpha_{ij}, \quad (9)$$

where $x_j + y_j$ is the amount of available drivers in zone j , and the value $\min \left(\frac{d_j}{x_j + y_j}, 1 \right)$ represents the probability of being matched in zone j : if $d_j \geq x_j + y_j$, then the driver will be matched. On the other hand, if $d_j < x_j + y_j$, the probability of being matched coincides with $d_j / (x_j + y_j)$, assuming that in such a case, all passengers will be matched.

This situation induces a very large game between all unmatched drivers. To simplify our study, we will assume that the decisions of all players can be modeled as a unique continuous allocation problem, where the new single follower aims to maximize the social welfare of all drivers.

Now, to model the decision process of the single follower, let us assume that there is an amount of N_0 drivers unmatched, with initial allocation $x_0 = (x_{0,1}, \dots, x_{0,n}) \in \mathbb{R}^n$. Let us define the variable v_{ij} as the amount of unmatched drivers who will change from zone i to zone j , and let v be the matrix that collects all this information. In this context, $v_{ii} = 0$ for all $i \in I$. Then, we can compute a reallocation x in terms of the displacement matrix v simply as:

$$x_j(v) = x_{0,j} + \sum_{i \neq j} v_{ij} - \sum_{k \neq j} v_{jk}, \quad \forall j \in I. \quad (10)$$

Then, for a given price vector p , the aggregated allocation problem is posed as follows:

$$F(p) := \begin{cases} \max_v & \sum_{i=1}^n c p_i \mathbb{E}_{\xi} [\min(x_i + y_i, d_i)] - \sum_{i \neq j} \alpha_{ij} v_{ij} \\ \text{s.t} & \begin{cases} v \geq 0 \\ \sum_{k \neq j} v_{jk} \leq x_{0,j}, \quad \forall j \in I \end{cases} \end{cases},$$

where $c \in (0, 1)$ is the fraction of the ride price that the driver gets.

Since drivers have limited computational capacity, the distribution of ξ , which models the belief over y and d_0 , must reflect such limitation. On the one hand, we model the vector of previously matched drivers who will arrive to each node as an uniformly distributed random variable, that is, $y_j \sim U(0, \bar{y})$ where \bar{y} is a constant value for all nodes. This distribution represents the lack of information for the unmatched drivers about the matched ones. On the other

hand, we assume that drivers perceive the distribution of the nominal demand as a discrete one, considering $m \in \mathbb{N}$ feasible scenarios. Thus, we can write

$$\begin{aligned}\mathbb{E}_\zeta [p_i \min(x_i + y_i, d_i)] &= -\mathbb{E}_\zeta (p_i \max(-x_i - y_i, -d_i)) \\ &= -\sum_{k=1}^m p_i \mathbb{E}_y [\max(-x_i - y_i, -d_{i,k})] \cdot \mathbb{P}(\omega_k),\end{aligned}\tag{11}$$

where we define the discrete expression $d_{i,k} = d_i(\omega_k)$. Therefore, the follower will deal with a discrete version of its original problem $F(p)$, given by

$$F_m(p) := \begin{cases} \min_v & c \sum_{i=1}^n \sum_{k=1}^m p_i \mathbb{E}_y [\max(-x_i - y_i, -d_{i,k})] \cdot \mathbb{P}(\omega_k) + \sum_{i \neq j} \alpha_{ij} v_{ij} \\ \text{s.t.} & \begin{cases} -v \leq 0 \\ \sum_{j \neq i} v_{ij} - x_{0,i} \leq 0, \quad \forall i \in I \end{cases} \end{cases}.$$

Now, the ridesharing company must decide the price vector p . The company does not necessarily know the exact value of the demand vector d , but it knows the vector y of occupied drivers. Since the company aims to maximize its revenues, it must solve the following bilevel programming problem:

$$L(y) := \begin{cases} \max_{p,v} & \sum_{i=1}^n (1-c) p_i \cdot \mathbb{E}_\zeta [\min(x_i + y_i, d_i)] \\ \text{s.t.} & \begin{cases} p_i \in [p_{i,\min}, p_{i,\max}], \quad \forall i \in I \\ v \text{ solves } F_m(p). \end{cases} \end{cases}\tag{12}$$

Here ζ is the random variable that models the belief of the leader about the behavior of the nominal demand. The distribution of ζ should be multivariate normal-like distribution around a nominal value $\bar{d}_0 = (\bar{d}_{0,i} : i \in I)$.

Observe that Problem (12) fits the setting of Problem (3), by considering $z_1 = y$ as the endogenous uncertainty known by the leader, and $z_2 = d_0$ as the exogenous uncertainty. Since ridesharing companies already invest in demand forecasting (see, e.g. [22, 20]), we want to know what the policy should be about this information: should the perfect information be kept private or should it be shared with the drivers?

4 Reformulations to single bilinear optimization

In this section, we will focus in how to compute WS and SWS for Problem (12), and then obtaining the EVSI. Here, we assume that the leader already has perfect information, and thus, the values of $\zeta = (y, d_0)$ are known for him or her. In what follows, we identify the scenario set $\{\omega_1, \dots, \omega_m\}$ with the set of indexes $K = \{1, \dots, m\}$.

In order to compute the EVSI, our approach is to follow a Monte-Carlo estimation: first, we consider a sampling $(y^1, d_0^1), \dots, (y^T, d_0^T)$ of the random parameters (y, d_0) , accordingly to the leader's distributions. Then, to compute the empirical expectations of the value functions ψ given by (5) for the WS, and φ given by (1) for the SWS. Finally, we compute the EVSI as

$$EVSI = \frac{1}{T} \sum_{t=1}^T \varphi(y^t, d_0^t) - \frac{1}{T} \sum_{t=1}^T \psi(y^t, d_0^t).\tag{13}$$

Thus, our problem is reduced to compute the value functions $\psi(y^t, d_0^t)$ and $\varphi(y^t, d_0^t)$ for each sample (y^t, d_0^t) . Our technique is, for both values, to reformulate the corresponding bilevel programming problems into single level bilinear problems. In both cases, we replace the corresponding follower's problem by its Karush-Kuhn-Tucker (KKT) conditions and consider the associated multipliers as new variables. This approach, known as the Mathematical Programming with Complementarity Constraints (MPCC) reformulation, is quite popular in the literature and can be applied whenever the follower's problem satisfies a constraint qualification (see, e.g., [12, Chapter 3] and the references therein).

In this section, we show that the reformulations we obtain through this technique have two main properties: firstly, they preserve global solutions in the sense that a pair (x, y) of leader-follower decision variables is a global solution of a bilevel program if and only if there exists a multiplier u such that (x, y, u) is a global solution of the MPCC reformulation; and secondly, the MPCC reformulations can be rewritten as mixed-integer bilinear problems.

4.1 Reformulation of Wait-and-See

Recall that we want to solve Problem (5), which in this context is given by

$$\psi(y, d_0) := \begin{cases} \min_{p, v} & \sum_{i=1}^n (1-c) p_i \cdot \mathbb{E}_{\zeta} [\max(-x_i - y_i, -d_i)] \\ \text{s.t.} & \begin{cases} p_i \in [p_{i,\min}, p_{i,\max}], & \forall i \in I \\ v \text{ solves } F_m(p). \end{cases} \end{cases} \quad (14)$$

Based on (11), for each scenario $k \in K$ and each location $i \in I$, we set (recalling that $y_i \sim U(0, \bar{y})$) a function $\phi_{i,k}$ as follows:

$$\begin{aligned} \phi_{i,k}(x_i) &= \mathbb{E}_{y_i} [\max(d_{i,k} - x_i - y_i, 0)] \\ &= \frac{1}{\bar{y}} \int_0^{\bar{y}} \max(d_{i,k} - x_i - y_i, 0) dy \\ &= \begin{cases} 0 & \text{if } d_{i,k} - x_i \leq 0 \\ \frac{(d_{i,k} - x_i)^2}{2\bar{y}} & \text{if } 0 \leq d_{i,k} - x_i \leq \bar{y} \\ (d_{i,k} - x_i) - \frac{\bar{y}}{2} & \text{if } d_{i,k} - x_i \geq \bar{y} \end{cases} \end{aligned} \quad (15)$$

Then, it is not hard to see that the follower's problem $F_m(p)$ can be written as

$$F_m(p) := \begin{cases} \min_v & c \sum_{i=1}^n \sum_{k=1}^m p_i (\phi_{k,i}(x_i) - d_{i,k}) \cdot \mathbb{P}(\omega_k) + \sum_{i \neq j} \alpha_{ij} v_{ij} \\ \text{s.t.} & \begin{cases} -v \leq 0 \\ \sum_{j \neq i} v_{ij} - x_{0i} \leq 0, & \forall i \in I. \end{cases} \end{cases} \quad (16)$$

Then, we can state the following proposition.

Proposition 5. *For any given value of the random vector $\zeta = (y, d_0)$, the Wait-and-See problem associated to the leader's problem (12) is equivalent (in the sense of global solutions) to its MPCC reformulation given*

by

$$\begin{aligned} \max_{p,v,\lambda,\gamma} \quad & \sum_{i=1}^n (1-c)p_i \cdot \min(x_i + y_i, d_i) \\ \text{s.t.} \quad & \begin{cases} p_i \in [p_{i,\min}, p_{i,\max}], \quad \forall i \in I \\ \sum_{j \neq i} v_{ij} - x_{0i} \leq 0, \quad \forall i \in I \\ \sum_{k=1}^m (p_i \beta_{i,k} - p_j \beta_{j,k}) + \alpha_{ij} - \lambda_{ij} + \gamma_i = 0, \quad \forall i \neq j \in I \\ \gamma_i (\sum_{j \neq i} v_{ij} - x_{0i}) = 0, \quad \forall i \in I \\ \lambda_{ij} v_{ij} = 0, \quad \forall i \neq j \in I \\ v \geq 0, \gamma, \lambda \geq 0, \end{cases} \end{aligned} \quad (17)$$

where the coefficients $\{\beta_{i,k} : i \in I, k \in K\}$ are given by

$$\beta_{i,k} := \begin{cases} 0 & \text{if } d_{i,k} - x_i \leq 0 \\ c\mathbb{P}(\omega_k) \frac{x_i - d_{i,k}}{\bar{y}} & \text{if } 0 \leq d_{i,k} - x_i \leq \bar{y} \\ -c\mathbb{P}(\omega_k) & \text{if } d_{i,k} - x_i \geq \bar{y}. \end{cases} \quad (18)$$

Furthermore, the multipliers $\gamma = (\gamma_i : i \in I)$ and $\lambda = (\lambda_{ij} : i \neq j \in I)$ verify

$$0 \leq \gamma_i \leq 2mp_{\max} \quad \text{and} \quad 0 \leq \lambda_{ij} \leq 4mp_{\max}, \quad (19)$$

where $p_{\max} = \max_{i \in I} \{p_{i,\max}\}$.

Proof. The proof of Proposition 5 can be found in the Appendix. \square

This result allows us to compute the Wait-and-See value by sampling $\zeta = (y, d_0)$ and solving (17). To do so, we will follow the classic big-M strategy, which seems to be first introduced in the context of bilevel optimization in [13]. Even though computing a sufficiently large M is hard in general [19], the above proposition has already provided the needed bounds in (19). Hence, defining $M = 4mp_{\max}$, we proceed as follows:

1. For each pair $i \neq j \in I$, we introduce a boolean variable $z_{ij} \in \{0,1\}$ and replace the constraint $\lambda_{ij}v_{ij} = 0$ by

$$\begin{aligned} -Mz_{ij} &\leq \lambda_{ij} \leq Mz_{ij} \\ -M(1-z_{ij}) &\leq v_{ij} \leq M(1-z_{ij}) \end{aligned} \quad (20)$$

2. For each $i \in I$, we introduce a boolean variable $w_i \in \{0,1\}$ and replace the constraint $\gamma_i(\sum_{j \neq i} v_{ij} - x_{0i}) = 0$ by

$$\begin{aligned} -Mw_i &\leq \gamma_i \leq Mw_i \\ -M(1-w_i) &\leq \sum_{j \neq i} v_{ij} - x_{0i} \leq M(1-w_i) \end{aligned} \quad (21)$$

The last numerical consideration involves the additional constraints which are used to tackle the term $\beta_{i,k}$, which are given piecewise linear functions. We first define a constant

$$C \geq \max\{d_{0,i}(\omega_k) : i \in I, k \in J\} + N_0,$$

which is an upper bound of $|d_i(\omega_k) - x_i|$ for every $i \in I$ and every scenario ω_k . Then, for each term $\beta_{i,k}$, we define three integer variables $a_{i,k}, b_{i,k}, c_{i,k} \in \{0, 1\}$, three continuous variables $r_{i,k}, s_{i,k}, t_{i,k}$, and we replace (18) by the set of constraints

$$\begin{cases} a_{i,k} + b_{i,k} + c_{i,k} = 1 \\ d_{i,k} - x_i = r_{i,k} + s_{i,k} + t_{i,k} \\ -Ca_{i,k} \leq r_{i,k} \leq 0 \\ 0 \leq s_{i,k} \leq \bar{y}b_{i,k} \\ \bar{y}c_{i,k} \leq t_{i,k} \leq Cc_{i,k} \\ \beta_{i,k} = -c\mathbb{P}(\omega_k) \left(\frac{s_{i,k}}{\bar{y}} + c_{i,k} \right) \end{cases} \quad (22)$$

The above replacement works as follows:

- If $a_{i,k} = 1$, then $b_{i,k} = c_{i,k} = s_{i,k} = t_{i,k} = 0$. Hence, $d_{i,k} - x_i = r_{i,k} \leq 0$, and $\beta_{i,k} = 0$.
- If $b_{i,k} = 1$, then $a_{i,k} = c_{i,k} = r_{i,k} = t_{i,k} = 0$. Hence, $d_{i,k} - x_i = s_{i,k} \in [0, \bar{y}]$, and $\beta_{i,k} = -c\mathbb{P}(\omega_k) \frac{s_{i,k}}{\bar{y}} = c\mathbb{P}(\omega_k) \frac{(x_i - d_{i,k})}{\bar{y}}$.
- If $c_{i,k} = 1$, then $a_{i,k} = b_{i,k} = r_{i,k} = s_{i,k} = 0$. Hence, $d_{i,k} - x_i = t_{i,k} \geq \bar{y}$, and $\beta_{i,k} = -c\mathbb{P}(\omega_k)$.

The final problem we solve for each $\zeta = (y, d_0)$ is then given by

$$\begin{aligned} \max \quad & \sum_{i=1}^n (1-c)p_i \cdot \min(x_i + y_i, d_i) \\ \text{s.t.} \quad & \begin{cases} p_i \in [p_{i,\min}, p_{i,\max}], \quad \forall i \in I \\ \sum_{k=1}^m (p_i \beta_{i,k} - p_j \beta_{j,k}) + \alpha_{ij} - \lambda_{ij} + \gamma_i = 0, \quad \forall i \neq j \in I, \\ -Mz_{ij} \leq \lambda_{ij} \leq Mz_{ij} \\ -M(1-z_{ij}) \leq v_{ij} \leq M(1-z_{ij}) \\ -Mw_i \leq \gamma_i \leq Mw_i \\ -M(1-w_i) \leq \sum_{j \neq i} v_{ij} - x_{0i} \leq M(1-w_i) \\ a_{i,k}, b_{i,k}, c_{i,k} \in \{0, 1\}, \quad \forall i \in I, \forall k \in K \\ a_{i,k} + b_{i,k} + c_{i,k} = 1, \quad \forall i \in I, \forall k \in K \\ d_{i,k} - x_i = r_{i,k} + s_{i,k} + t_{i,k}, \quad \forall i \in I, \forall k \in K \\ -Ca_{i,k} \leq r_{i,k} \leq 0, \quad \forall i \in I, \forall k \in J \\ 0 \leq s_{i,k} \leq \bar{y}b_{i,k}, \quad \forall i \in I, \forall k \in K \\ \bar{y}c_{i,k} \leq t_{i,k} \leq Cc_{i,k}, \quad \forall i \in I, \forall k \in K \\ \beta_{i,k} = -c\mathbb{P}(\omega_k) \left(\frac{s_{i,k}}{\bar{y}} + c_{i,k} \right), \quad \forall i \in I, \forall k \in K. \end{cases} \end{aligned} \quad (23)$$

4.2 Reformulation of Shared-Wait-and-See

When the leader shares the value of the vector d_0 with the follower, we must consider this information in the objective function. Since prices are also parameters, the demand vector d becomes fixed (given by (8)) and known by the follower. The leader then must solve

$$\varphi(y, d_0) := \begin{cases} \max_{p,v} & \sum_{i=1}^n (1-c)p_i \cdot \min(x_i + y_i, d_i) \\ \text{s.t.} & \begin{cases} p_i \in [p_{i,\min}, p_{i,\max}], \quad \forall i \in I \\ v \text{ solves } F(p). \end{cases} \end{cases} \quad (24)$$

where $F(p)$ is given by

$$F(p) := \begin{cases} \min_v & \sum_{i=1}^n c p_i \max(-x_i - y_i, -d_i) + \sum_{i \neq j} \alpha_{ij} v_{ij} \\ \text{s.t.} & \begin{cases} -v \leq 0 \\ \sum_{j \neq i} v_{ij} - x_{0i} \leq 0, \quad \forall i \in I \end{cases} \end{cases} \quad (25)$$

In this scenario, we can state the following proposition.

Proposition 6. *For any given value of the random vector $\zeta = (y, d_0)$, the Shared-Wait-and-See problem associated to the leader's problem (12) is equivalent (in the sense of global solutions) to its MPCC reformulation given by*

$$\begin{aligned} \max_{p, v, \lambda, \gamma, \beta} & \sum_{i=1}^n (1-c) p_i \cdot \min(x_i + y_i, d_i) \\ \text{s.t.} & \begin{cases} p_i \in [p_{i,\min}, p_{i,\max}], \quad \forall i \in I \\ \sum_{j \neq i} v_{ij} - x_{0i} \leq 0, \quad \forall i \in I \\ c(\beta_i - \beta_j) + \alpha_{ij} - \lambda_{ij} + \gamma_i = 0, \quad \forall i \neq j \\ \gamma_i (\sum_{j \neq i} v_{ij} - x_{0i}) = 0, \quad \forall i \in I \\ \lambda_{ij} v_{ij} = 0, \quad \forall i \neq j \in I \\ v \geq 0, \gamma, \lambda \geq 0, \end{cases} \end{aligned} \quad (26)$$

where the variables $\{\beta_i : i \in I\}$ verify that

$$\beta_i \in \begin{cases} \{0\} & \text{if } d_i - x_i < y_i \\ \{p_i\} & \text{if } d_i - x_i > y_i \\ [0, p_i] & \text{if } d_i - x_i = y_i \end{cases} \quad (27)$$

Furthermore, the multipliers $\gamma = (\gamma_i : i \in I)$ and $\lambda = (\lambda_{ij} : i \neq j \in I)$ verify that

$$0 \leq \gamma_i \leq 2p_{\max} \quad \text{and} \quad 0 \leq \lambda_{ij} \leq 4p_{\max}, \quad (28)$$

where $p_{\max} = \max_{i \in I} \{p_{i,\max}\}$.

Proof. The proof of Proposition 6 can be found in the Appendix. \square

This proposition allows us to replicate the big-M strategy used with the Wait-and-See value, regarding the complementarity constraints. In the Shared-Wait-and-See case, one last numerical consideration involves the additional constraints used to tackle the β_i terms. We define now

$$C = p_{\max} (\max\{d_{0,i}(\omega_k) : i \in I, k \in J\} + N_0)$$

and two additional boolean variables,

$$s_i, t_i \in \{0, 1\}, \quad s_i + t_i \leq 1$$

so at most, one of them gets the value 1. Then, we add the following constraints:

$$\begin{aligned} \beta_i &\leq p_{i,\max}(1 - s_i), \quad x_i + y_i - d_i \geq -C(1 - s_i) \\ p_i - \beta_i &\leq p_{i,\max}(1 - t_i), \quad x_i + y_i - d_i \leq C(1 - t_i) \\ x_i + y_i - d_i &\leq C(s_i + t_i), \quad x_i + y_i - d_i \geq -C(s_i + t_i). \end{aligned}$$

Here we have three feasible scenarios:

- If $s_i = 1$, then $t_i = 0$, the first set of equations leads to $\beta_i = 0$, and the other ones leave $x_i + y_i - d_i$ able to get positive values.
- If $t_i = 1$, then $s_i = 0$, the second set of equations leads to $\beta_i = p_i$, and the other ones leave $x_i + y_i - d_i$ able to get negative values.
- If $s_i = t_i = 0$, the third set of equations leads to $x_i + y_i - d_i = 0$, and the other ones leave $\beta_i \in [0, p_{i,\max}]$.

The final problem we solve for each $\zeta = (y, d_0)$ is then given by

$$\begin{aligned}
& \max \sum_{i=1}^n (1-c)p_i \cdot \min(x_i + y_i, d_i) \\
& \text{s.t.} \begin{cases} p_i \in [p_{i,\min}, p_{i,\max}], \quad \forall i \in I \\ c(-\beta_i + \beta_j) + \alpha_{ij} - \lambda_{ij} + \gamma_i = 0, \quad \forall i \in I, \forall j \neq i \\ -Mz_{ij} \leq \lambda_{ij} \leq Mz_{ij} \\ -M(1-z_{ij}) \leq v_{ij} \leq M(1-z_{ij}) \\ -Mw_i \leq \gamma_i \leq Mw_i \\ -M(1-w_i) \leq \sum_{j \neq i} v_{ij} - x_{0i} \leq M(1-w_i) \\ x_i = x_{0,i} + \sum_{j \neq i} v_{ji} - \sum_{k \neq i} v_{ik}, \quad \forall i \in I \\ \beta_i \leq p_{i,\max}(1-s_i), \quad \forall i \in I \\ x_i + y_i - d_i \geq -C(1-s_i), \quad \forall i \in I \\ p_i - \beta_i \leq p_{i,\max}(1-t_i), \quad \forall i \in I \\ x_i + y_i - d_i \leq C(1-t_i), \quad \forall i \in I \\ x_i + y_i - d_i \leq C(s_i + t_i) \quad \forall i \in I \\ x_i + y_i - d_i \geq -C(s_i + t_i), \quad \forall i \in I \\ s_i + t_i \leq 1, \quad \forall i \in I \\ z_{ij} \in \{0, 1\}, w_i, s_i, t_i \in \{0, 1\}, \quad \forall i \in I \end{cases} \tag{29}
\end{aligned}$$

Remark It is worth to notice that both MPCC reformulations (23) and (29) are mixed-integer bilinear programming problems. While in general even the simplest bilevel programming problems are NP-hard [4], mixed-integer bilinear problems can be handled efficiently by some commercial solvers, like Gurobi [14]. Of course, the treatment of these problems is heuristic, but with good results in practice.

5 Numerical Results and Discussion

In order to compare the WS and SWS indicators and test the previously presented formulations, we designed some numerical experiments with artificial data. We consider $I = \{1, 2, 3, 4\}$ (four connected zones) who simulate four different communes of the Metropolitan Region of Chile (Santiago, Renca, Maipu, La Florida), $m = 3$ (low, normal and high demand scenarios) and $c = 0.75$ (75% of the ride fare is taken by the driver). Equation (8), that represents the connection between the ride price on each zone and the respective effective demand, is considered with $\delta = 0.9$, and the ride prices are delimited on each zone with $p_{i,\min} = 2.5$ USD and $p_{i,\max} = 12.5$

USD. The costs α_{ij} are modeled considering the actual distance between the four communes and the price of gasoline in May 2021, i.e. 1.10 USD.

A total fleet of $N_0 = 1000$ unmatched drivers is considered. For every $i \in I$, we generated 10 uniformly distributed values $h_{0,i}$ in the $[0, 1]$ interval. From those values, we built samples for the nominal demand given by

$$\bar{d}_{0,i} = D_0 h_{0,i}, \quad \forall i \in I.$$

For each of these scenarios, we simulated a hundred samplings for the triangular distributed nominal demand $d_{0,i} \sim \text{Tri}(0.7\bar{d}_{0,i}, 1.3\bar{d}_{0,i})$. These simulations are combined with the following scenarios for the demand and the previously matched drivers:

1. We consider the aggregated demand coefficient D_0 as a function of the total fleet of unmatched drivers: that is, $D_0 = PN_0$, with $P = 1, 2, 3, 4, 5$. This leads to the construction of the samplings for $(d_{0,i} : i \in I)$.
2. The quantity of previously matched drivers $y_j \sim U(0, \bar{y})$, with \bar{y} as a proportion of the total fleet of unmatched drivers, $\bar{y} = QN_0$, with $Q = 1/4, 1/2, 3/4$.

Therefore, we consider a total of 15 different scenarios as a combination of the values for D_0 and \bar{y} . Then, for each scenario, we consider 10 different nominal values for the vector \bar{d}_0 (given by the generated vectors $(h_{0,j})_{j \in I}$), and for each of those nominal values, we compute solutions for the WS and SWS reformulated problems for 100 different samplings of the pairs (y, d_0) . Thus, for each scenario, we solved 1000 samples.

For each sample of (y, d_0) , we solved problems (23) and (29) using Gurobi v9.1.2 as solver [14], and Julia v1.6.2 as programming language [6], with the extra constraint of having integer fluxes between the zones. Our results are displayed in Figures 1, 2 and 3, which are organized as follow: each figure represents 5 scenarios, given by a fixed value of Q and the five values of P . The plotted values are the mean values from the 1000 samples for the corresponding scenario: in blue dots, the values for the Wait-and-See problem (23); in red triangles, the values for the Shared-Wait-and-See problem (29).

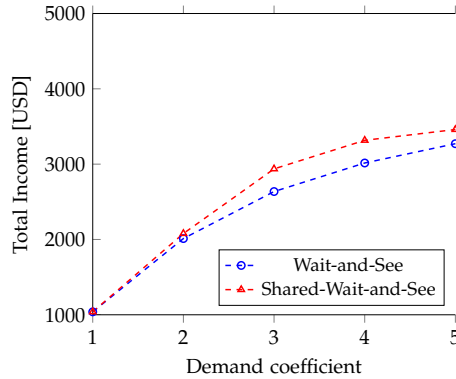


Figure 1: WS and SWS Comparison: $N_0 = 1000$, $\bar{y} = N_0/4$

As we can see in Figure 1, the SWS solution generates a greater total income for the scenarios with $\bar{y} = N_0/4$, especially in the middle scenarios, when the aggregated demand coefficient does not reach extremely low or extremely high values. This behavior seems to be the same as the floating population of previously matched drivers increases, that is in Figures 2 and 3, where $\bar{y} = N_0/2$ and $\bar{y} = 3N_0/4$ respectively. It seems that the $EVSI$, which is given by $SWS - WS$, is

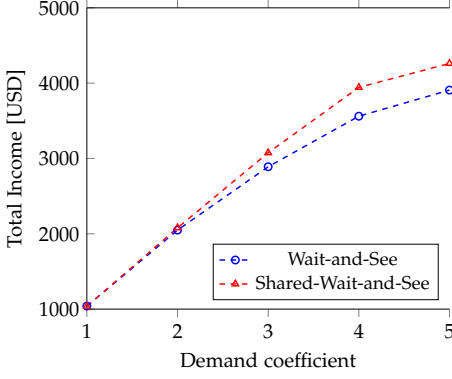


Figure 2: WS and SWS Comparison: $N_0 = 1000$, $\bar{y} = N_0/2$

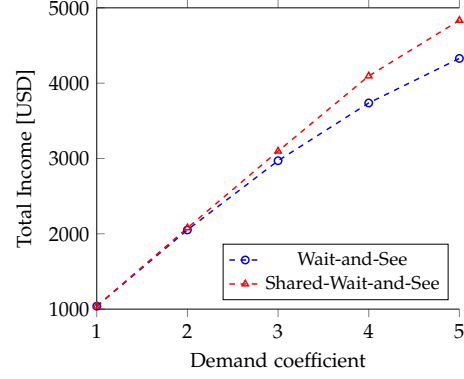


Figure 3: WS and SWS Comparison: $N_0 = 1000$, $\bar{y} = 3N_0/4$

positive and has a concave behavior: when the aggregated demand is too small or too large, the *EVSI* seems to be zero, reaching its maximum in a middle value.

Another effect we observe in our results is that pricing along is not enough to modify the behavior of the drivers. Their beliefs about the chances of getting a ride are also influential. Thus the revealing of such information has an important effect in the final reallocation.

As an illustrative example, we show how different the WS and the SWS solutions are for a particular scenario, given by one of the numerical experiments we did. In this scenario, $\bar{y} = 750$ and $P = 5$, and the values for x_0 , y and d_0 are the ones described in Table 2.

Zone	x_0	y	d_0
1	107	444.55	510
2	283	296.68	1945
3	399	420.20	1010
4	211	568.07	1535

Table 2: Particular scenario with $\bar{y} = 750$ and $P = 5$.

The WS and SWS solutions are presented in Figures 4 and 5, respectively. The missing edges in each graph have 0-flow. The value functions for each solution are $\psi(y, d_0) = 3935.4$ USD and $\varphi(y, d_0) = 4635.4$ USD.

The reader can appreciate that the revelation of information produces a huge change in the solution. For this scenario, Zone 2 has a huge demand, but drivers simply do not know it since this value is vastly different of what they usually observe. With the second reallocation (Figure 5), the ridesharing company can increase the prices in zones 2 and 4.

6 Final comments

In this work, we presented a new indicator, the *Expected Value of Shared Information*, that allows to measure the value of sharing information in the context of Stackelberg games. This indicator is relevant in problems where both agents, the leader and the follower, must make their decisions prior to some uncertain event.

As an application, we studied the value of sharing information in the context of ridesharing companies, considering the demand as the uncertain information. We studied the problem of

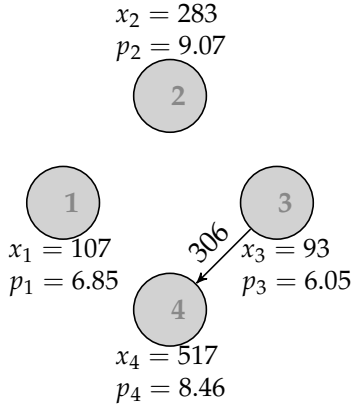


Figure 4: Graph with perfect information (Wait-and-see solution). Optimal value: 3935.4 USD.

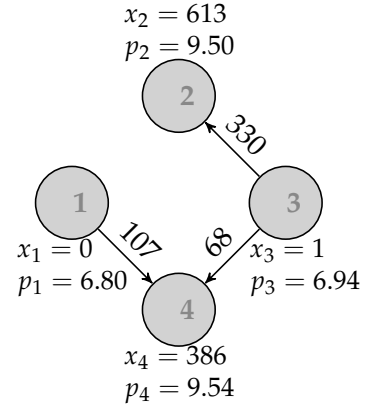


Figure 5: Graph with shared information (Shared wait-and-see solution). Optimal value: 4635.4 USD.

allocation: prior to the reveal of the demand, the ridesharing company (leader) decides the spatial prices, while the unmatched drivers (the followers) decide their allocations.

Our numerical results, coming from simulations with randomly generated data, strongly suggests that sharing information is beneficial for the leader. This conclusion is coherent with what is observed nowadays, where ridesharing companies provide some demand information to the drivers beyond spatial pricing.

As a first work dealing with this new indicator in the context of ridesharing companies, several simplifying assumptions were made: 1) we studied only the one-stage problem; 2) we simplified the drivers' equilibrium problem into a single welfare optimization problem; 3) we worked with artificially generated data; and 4) we assumed that the leader had access to a perfect forecast of the demand. Motivated by the promising results we obtained here, we aim to improve all these aspects in a future work.

Acknowledgements: This work was partially supported by Centro de Modelamiento Matemático (CMM), ACE210010 and FB210005, BASAL funds for centers of excellence from ANID-Chile, and by MathAmsud program through the project MATHAMSUD 20-MATH-08.

References

- [1] J.-P. Aubin and H. Frankowska. *Set-valued analysis*, volume 2 of *Systems & Control: Foundations & Applications*. Birkhäuser Boston, Inc., Boston, MA, 1990.
- [2] S. R. Balseiro, D. B. Brown, and C. Chen. Dynamic pricing of relocating resources in large networks. *Management Science*, 2020.
- [3] H. H. Bauschke and P. L. Combettes. *Convex analysis and monotone operator theory in Hilbert spaces*. CMS Books in Mathematics/Ouvrages de Mathématiques de la SMC. Springer, Cham, second edition, 2017. With a foreword by Hedy Attouch.
- [4] O. Ben-Ayed and C. E. Blair. Computational Difficulties of Bilevel Linear Programming. *Operations Research*, 38(3):556–560, 1990.

- [5] S. Benjaafar and M. Hu. Operations management in the age of the sharing economy: what is old and what is new? *Manufacturing & Service Operations Management*, 22(1):93–101, 2020.
- [6] J. Bezanson, A. Edelman, S. Karpinski, and V. B. Shah. Julia: A fresh approach to numerical computing. *SIAM review*, 59(1):65–98, 2017.
- [7] K. Bimpikis, O. Candogan, and D. Saban. Spatial pricing in ride-sharing networks. *Operations Research*, 67(3):744–769, 2019.
- [8] J. R. Birge and F. Louveaux. *Introduction to Stochastic Programming*. Springer Series in Operations Research and Financial Engineering. Springer-Verlag, New York, second edition, 2011.
- [9] J. Burtsccheidt and M. Claus. Bilevel linear optimization under uncertainty. In S. Dempe and A. Zemkoho, editors, *Bilevel Optimization: Advances and Next Challenges*, pages 485–511. Springer International Publishing, Cham, 2020.
- [10] S. Dempe. *Foundations of bilevel programming*. Springer Science & Business Media, 2002.
- [11] S. Dempe and J. Dutta. Is bilevel programming a special case of a mathematical program with complementarity constraints? *Math. Program.*, 131(1-2, Ser. A):37–48, 2012.
- [12] S. Dempe, V. Kalashnikov, G. A. Pérez-Valdés, and N. Kalashnykova. *Bilevel programming problems. Theory, algorithms and applications to energy networks*. Energy Systems. Springer, Heidelberg, 2015.
- [13] J. Fortuny-Amat and B. McCarl. A representation and economic interpretation of a two-level programming problem. *J. Oper. Res. Soc.*, 32(9):783–792, 1981.
- [14] L. Gurobi Optimization. Gurobi optimizer reference manual, 2021.
- [15] L. He, Z. Hu, and M. Zhang. Robust repositioning for vehicle sharing. *Manufacturing & Service Operations Management*, 22(2):241–256, 2020.
- [16] O. E. Housni, V. Goyal, O. Hanguir, and C. Stein. Matching drivers to riders: A two-stage robust approach, 2021. arXiv:2011.03624.
- [17] M. Hu and M. Fukushima. Multi-leader-follower games: models, methods and applications. *J. Oper. Res. Soc. Japan*, 58(1):1–23, 2015.
- [18] T. Ichiishi. *Game theory for economic analysis*. Economic Theory, Econometrics, and Mathematical Economics. Academic Press, Inc. [Harcourt Brace Jovanovich, Publishers], New York, 1983.
- [19] T. Kleinert, M. Labbé, F. Plein, and M. Schmidt. Technical note—there’s no free lunch: on the hardness of choosing a correct big-M in bilevel optimization. *Oper. Res.*, 68(6):1716–1721, 2020.
- [20] Lyft Engineering. Making cohort-based long-term forecasts at lyft. <https://eng.lyft.com/making-long-term-forecasts-at-lyft-fac475b3ba52>, 2019. (accessed on November 29th, 2021).

- [21] A. Shapiro, D. Dentcheva, and A. Ruszczyński. *Lectures on stochastic programming*, volume 9 of *MOS-SIAM Series on Optimization*. Society for Industrial and Applied Mathematics (SIAM), Philadelphia, PA; Mathematical Optimization Society, Philadelphia, PA, second edition, 2014. Modeling and theory.
- [22] Uber Engineering. Forecasting at uber: An introduction. <https://eng.uber.com/forecasting-introduction/>, 2018. (accessed on November 29th, 2021).
- [23] Uber Technologies Inc. Introducing the new driver app, your partner on the road. <https://www.uber.com/cl/en/drive/driver-app/>, 2021. (accessed on November 29th, 2021).
- [24] H. Wang and H. Yang. Ridesourcing systems: A framework and review. *Transportation Research Part B: Methodological*, 129:122–155, 2019.

A Omitted Proofs

This appendix is devoted to prove the main results of section 4. To facilitate the following developments, we identify $\mathbb{R}^{n(n-1)}$, which is the space of decision variables of the follower, with the subspace V of $n \times n$ square matrices with 0-entries in the diagonal. For every $i, j \in \{1, \dots, n\}$ with $i \neq j$, we denote by e_{ij} as the $n \times n$ matrix given by

$$e_{ij}(a, b) = \begin{cases} 1 & \text{if } a = i \text{ and } b = j, \\ 0 & \text{otherwise.} \end{cases} \quad (30)$$

and we denote by $e_{i\bullet} = \sum_{j: j \neq i} e_{ij}$, which is the $n \times n$ matrix with 1-entries in the i th row (except for the entry (i, i)), and 0 otherwise. Similarly, we set $e_{\bullet j} = \sum_{i: i \neq j} e_{ij}$ which is the $n \times n$ matrix with 1-entries in the j th column (except for the entry (j, j)), and 0 otherwise. To simplify the proofs, we will use the following lemma.

Lemma 7. *The feasible set of the followers' problem, which is given by*

$$\left\{ v \in V : \begin{array}{l} v \geq 0 \\ \sum_{j \neq i} v_{ij} \leq x_{0,i} \quad \forall i \in I \end{array} \right\}$$

satisfies (LICQ) at every point.

Proof. For every $i \in I$, and every $j \neq i$, let $g_{ij}(v) = -v_{ij}$ and let $h_i(v) = \sum_{j \neq i} v_{ij} - x_{0,i}$. Then, this set can be written as

$$\left\{ v \in V : \begin{array}{l} g_{ij}(v) \leq 0, \quad \forall i \neq j \\ h_i(v) \leq 0, \quad \forall i \in I \end{array} \right\}$$

Now, suppose that there exists v^* in this set, not satisfying (LICQ). It is not hard to see that $\nabla g_{ij}(v^*) = -e_{ij}$ and $\nabla h_i(v^*) = e_{i\bullet}$. Thus, since $\{\nabla g_{ij}(v^*) : i \neq j\}$ is linearly independent, there must be $i_0 \in I$ such that $h_{i_0}(v^*) = 0$, and such that $\nabla h_{i_0}(v^*) = e_{i_0\bullet}$ is a linear combination of the gradients of the other active constraints. However, this is only possible if g_{i_0j} is active at v^* for every $j \neq i_0$, which would mean that

$$\sum_{j \neq i_0} v_{i_0j} = x_{0,i_0} \quad \text{and} \quad v_{i_0j} = 0, \quad \forall j \neq 0,$$

which is a contradiction since $x_{0,i_0} \neq 0$. This finishes the proof. \square

Proposition 5. The equivalence between the bilevel problem (12) and the MPCC reformulation follows from Lemma 7, which ensures that for every leader's decision variable p , problem (16) satisfies (LICQ) at every point, and the fact that when the follower's problem is convex and a constraint qualification is verified, the MPCC reformulation preserves the global solutions (see, e.g., [11]). Thus, it is enough to show that problem (17) coincides with the MPCC reformulation of problem (12).

Based on (15) we can compute the partial derivatives of $\phi_{i,k}$ as

$$\frac{\partial}{\partial x_i} \phi_{i,k} = \begin{cases} 0 & \text{if } d_{i,k} - x_i \leq 0 \\ \frac{x_i - d_i(\omega_k)}{\bar{y}} & \text{if } 0 \leq d_{i,k} - x_i \leq \bar{y} \\ -1 & \text{if } d_{i,k} - x_i \geq \bar{y} \end{cases}$$

Let $f(v)$ be the objective function for $F_m(p)$. By a mild application of the chain rule, considering the definition of x_r in Equation (10) we can compute its partial derivative as

$$\begin{aligned} \frac{\partial f}{\partial v_{ij}}(v) &= \frac{\partial}{\partial v_{ij}} \left(c \sum_{r=1}^n \sum_{k=1}^m p_r \phi_{r,k}(x_r) \mathbb{P}(\omega_k) - c \sum_{r=1}^n \sum_{k=1}^m p_r d_r(\omega_k) \mathbb{P}(\omega_k) + \sum_{r \neq s} \alpha_{rs} v_{rs} \right) \\ &= \frac{\partial}{\partial v_{ij}} \left(c \sum_{k=1}^m p_i \phi_{i,k}(x_i) \mathbb{P}(\omega_k) + c \sum_{k=1}^m p_j \phi_{j,k}(x_j) \mathbb{P}(\omega_k) + \alpha_{ij} v_{ij} \right) \\ &= c \sum_{k=1}^m \left(p_i \frac{\partial}{\partial x_i} \phi_{i,k}(x_i) \mathbb{P}(\omega_k) - p_j \frac{\partial}{\partial x_j} \phi_{j,k}(x_j) \mathbb{P}(\omega_k) \right) + \alpha_{ij} \\ &= \sum_{k=1}^m (p_i \beta_{i,k} - p_j \beta_{j,k}) + \alpha_{ij}, \end{aligned}$$

where the coefficients $\{\beta_{i,k} : i \in I, k \in J\}$ are defined as in (18). Hence, the KKT equations for $F_m(p)$ have the form

$$\sum_{k=1}^m (p_i \beta_{i,k} - p_j \beta_{j,k}) + \alpha_{ij} - \lambda_{ij} + \gamma_i = 0, \quad \forall i, j \in \{1, \dots, n\}, i \neq j$$

with the complementarity constraints

$$\begin{aligned} \lambda_{ij} v_{ij} &= 0, \quad \forall i, j \in \{1, \dots, n\}, i \neq j. \\ \gamma_i \left(\sum_{j \neq i} v_{ij} - x_{0i} \right) &= 0, \quad \forall i \in \{1, \dots, n\}. \end{aligned} \tag{31}$$

Putting all together, we get that the MPCC reformulation of (12) is given by (17).

Lastly, we compute the multiplier bounds. Fix a feasible price vector p and let v^* be an optimal point of $F_m(p)$. Let (λ, γ, β) be a feasible tuple of multipliers for problem (17). Then, for the i th coordinate, we have that

$$\sum_{k=1}^m (p_i \beta_{i,k} - p_j \beta_{j,k}) + \alpha_{ij} - \lambda_{ij} + \gamma_i = 0, \quad \forall j \neq i.$$

We have two possible scenarios:

- If $\gamma_i = 0$, then

$$\lambda_{ij} = \sum_{k=1}^m (\beta_{i,k} - \beta_{j,k}) + \alpha_{ij} \leq 2mp_{\max}, \quad \forall j \in \{1, \dots, n\}.$$

- If $\gamma_i \neq 0$, then the second complementary equation of (31) implies that $x_{0i} = \sum_{j \neq i} v_{ij}^*$. Since $x_{0i} \neq 0$, this also implies that there exists a value of j such that $v_{ij}^* \neq 0$, in which case $\lambda_{ij} = 0$ using the first complementary equation of (31). Hence, we conclude that

$$\begin{aligned} \sum_{k=1}^m (\beta_{i,k} - \beta_{j,k}) + \alpha_{ij} + \gamma_i &= 0 \\ \implies \\ \gamma_i = \sum_{k=1}^m (\beta_{j,k} - \beta_{i,k}) - \alpha_{ij} &\leq 2mp_{\max}, \end{aligned}$$

and so we can compute

$$\lambda_{ij} = \sum_{k=1}^m (\beta_{i,k} - \beta_{j,k}) + \gamma_i + \alpha_{ij} \leq 4mp_{\max}, \quad \forall j \in \{1, \dots, n\}.$$

Regardless the case, we conclude that

$$\lambda_{ij} \in [0, 4mp_{\max}], \quad \gamma_i \in [0, 2mp_{\max}].$$

□

Proposition 6. The equivalence between the bilevel problem (24) and the MPCC reformulation follows as in the proof of Proposition 5. Thus, it is enough to show that problem (26) coincides with the MPCC reformulation of problem (24).

Fix a pair of multipliers (λ, γ) . As the objective function for the follower is non-differentiable this time, the Fermat condition within the Karush-Kuhn-Tucker equations is given by the inclusion $0 \in \partial \mathcal{L}(v)$, where

$$\mathcal{L}(v) = \sum_{i=1}^n cp_i \max\{-x_i - y_i, -d_i\} + \sum_{i \neq j} \alpha_{ij} v_{ij} - \langle \lambda, v \rangle + \sum_{i \in I} \gamma_i \left(\sum_{j \neq i} v_{ij} - x_{0i} \right).$$

Furthermore, as all the involved functions in this formula are convex and continuous we can compute the required subdifferential as a sum of separated subdifferentials (see, e.g., [3, Chapter 16]). If we call $\Gamma(t) = \partial(\max\{0, \cdot\})(t)$, it is clear that

$$\Gamma(t) = \begin{cases} \{0\} & \text{if } t < 0 \\ \{1\} & \text{if } t > 0 \\ [0, 1] & \text{if } t = 0 \end{cases}.$$

Therefore, by the convex subdifferential chain rule (see, e.g., [3, Chapter 16]),

$$\begin{aligned} \partial \left(\sum_{i=1}^n cp_i \max\{-x_i - y_i, -d_i\} \right) &= \sum_{i=1}^n cp_i \partial(\max\{0, -x_i - y_i + d_i\}) \\ &= \sum_{i=1}^n cp_i \Gamma(-x_i - y_i + d_i) \nabla_v(-x_i) \\ &= \sum_{i=1}^n cp_i \Gamma(-x_i - y_i + d_i) (e_{i\bullet} - e_{\bullet i}) \end{aligned}$$

With this formula in mind, the inclusion $0 \in \partial\mathcal{L}(v)$ is equivalent to the existence of a vector $\beta \in \mathbb{R}^n$ such that $\beta_i \in p_i\Gamma(-x_i - y_i + d_i)$ for every $i \in I$, and such that

$$0 = \sum_{i=1}^n c\beta_i(e_{i\bullet} - e_{\bullet i}) + \nabla \left(\sum_{i \neq j} \alpha_{ij}v_{ij} - \langle \lambda, v \rangle + \sum_{i \in I} \gamma_i \left(\sum_{j \neq i} v_{ij} - x_{0i} \right) \right).$$

The above vector equation can be equivalently written as the set of equations

$$0 = c(\beta_i - \beta_j) + \alpha_{ij} - \lambda_{ij} + \gamma_i, \quad \forall i \neq j.$$

where $\{\beta_i : i \in I\}$ are new variables verifying the inclusion (27).

The complementary equations are still the same as in (31). Thus, putting all together, we conclude that the MPCC reformulation of (24) is indeed given by (26).

Finally, similar to the Wait-and-See case, we can prove the following:

- If $\gamma_i = 0$, then

$$\lambda_{ij} = c\beta_i - c\beta_j + \alpha_{ij} \leq 2p_{\max}, \quad \forall j \in \{1, \dots, n\}.$$

- If $\gamma_i \neq 0$, then the second complementary equation implies that $x_{0i} = \sum_{j \neq i} v_{ij}^*$. Since $x_{0i} \neq 0$, this also implies that there exists a value of j such that $v_{ij}^* \neq 0$, in which case $\lambda_{ij} = 0$ using the first complementary equation. Hence, we conclude that

$$c\beta_i - c\beta_j + \alpha_{ij} + \gamma_i = 0 \implies \gamma_i = c\beta_j - c\beta_i - \alpha_{ij} \leq 2p_{\max},$$

and so we can compute

$$\lambda_{ij} = c\beta_i - c\beta_j + \gamma_i + \alpha_{ij} \leq 4p_{\max}, \quad \forall j \in \{1, \dots, n\}.$$

Regardless the case, we conclude that

$$\lambda_{ij} \in [0, 4p_{\max}], \quad \gamma_i \in [0, 2p_{\max}].$$

□