

BRIDGE TRISECTIONS AND CLASSICAL KNOTTED SURFACE THEORY

JASON JOSEPH, JEFFREY MEIER, MAGGIE MILLER, AND ALEXANDER ZUPAN

ABSTRACT. We seek to connect ideas in the theory of bridge trisections with other well-studied facets of classical knotted surface theory. First, we show how the normal Euler number can be computed from a tri-plane diagram, and we use this to give a trisection-theoretic proof of the Whitney–Massey Theorem, which bounds the possible values of this number in terms of the Euler characteristic. Second, we describe in detail how to compute the fundamental group and related invariants from a tri-plane diagram, and we use this, together with an analysis of bridge trisections of ribbon surfaces, to produce an infinite family of knotted spheres that admit non-isotopic bridge trisections of minimal complexity.

1. INTRODUCTION

In this paper, we study bridge trisections of surfaces in S^4 , as originally introduced by the second and fourth authors in [MZ17]. A *bridge trisection* of a surface \mathcal{S} in S^4 is a certain decomposition of (S^4, \mathcal{S}) into three trivial disk systems (B_1^4, \mathcal{D}_1) , (B_2^4, \mathcal{D}_2) , (B_3^4, \mathcal{D}_3) , a four-dimensional analog of a bridge splitting, which cuts a link in S^3 into two trivial tangles. The purpose of this paper is to connect the theory of bridge trisections with a number of different ideas and results in classical knotted surface theory. In particular, we demonstrate how to use a bridge trisection of a surface $\mathcal{S} \subset S^4$ to compute various invariants of \mathcal{S} and to obtain other topological information. We give a more precise definition and much relevant background information in Section 2.

In Section 3, we describe a method of obtaining a broken surface diagram for \mathcal{S} from a tri-plane diagram. Using this method, we can recover the Euler number $e(\mathcal{S})$ of the normal bundle of \mathcal{S} .

Corollary 3.8. *Let $\mathbb{D} = (\mathbb{D}_1, \mathbb{D}_2, \mathbb{D}_3)$ be a tri-plane diagram of a surface $\mathcal{S} \subset S^4$. Let w_i be the writhe of the diagram $\mathbb{D}_i \cup \overline{\mathbb{D}}_{i+1}$. Then $e(\mathcal{S}) = w_1 + w_2 + w_3$.*

As one application, we obtain the following well-known result.

Corollary 3.9. *If \mathcal{S} is oriented, then $e(\mathcal{S}) = 0$.*

As another application, we deduce a new proof of the Whitney–Massey Theorem [Mas69] on the Euler number of a surface in S^4 .

Theorem 3.12. *If \mathcal{S} is connected and non-orientable with Euler characteristic χ , then*

$$e(\mathcal{S}) \in \{2\chi - 4, 2\chi, 2\chi + 4, \dots, -2\chi - 4, -2\chi, -2\chi + 4\}.$$

In Section 4, we describe how to calculate the fundamental group of the complement of \mathcal{S} .

Theorem 4.1. *Let \mathbb{D} be a $(b; \mathbf{c})$ -tri-plane diagram for a surface knot $\mathcal{S} \subset S^4$. Then $\pi_1(S^4 \setminus \nu(\mathcal{S}))$ admits a presentation of each of the following types:*

- (1) $2b$ meridional generators and $3b$ Wirtinger relations,
- (2) b meridional generators and $2b$ Wirtinger relations, or
- (3) c_i meridional generators and b Wirtinger relations (for any $i \in \mathbb{Z}_3$).

Moreover, these presentations can be obtained explicitly from \mathbb{D} .

Additionally, we use these presentations to show how one may recover more sophisticated information such as the peripheral subgroup of \mathcal{S} .

In Subsection 3.4, we show how to construct a bridge trisection from any ribbon presentation of a ribbon surface. These bridge trisections always have triple point number zero. In Subsection 4.4, we prove that such a bridge trisection respects the Nielsen class of the original ribbon presentation, yielding the following corollary.

Corollary 4.9. *There exist infinitely many ribbon 2-knots with pairs of bridge trisections \mathfrak{T} and \mathfrak{T}' , both induced by ribbon presentations, which are non-isotopic as bridge trisections.*

We conclude with several questions about ribbon bridge trisections.

Acknowledgements. This paper began following discussions at the workshop *Unifying 4-Dimensional Knot Theory*, which was hosted by the Banff International Research Station in November 2019, and the authors would like to thank BIRS for providing an ideal space for sparking collaboration. We are grateful to Masahico Saito for sharing his interest in the Seifert algorithm for bridge trisections and motivating this paper, as well as a subsequent one. The authors would like to thank Román Aranda, Scott Carter, and Peter Lambert-Cole for helpful conversations. JJ was supported by MPIM during part of this project, as well as NSF grants DMS-1664567 and DMS-1745670. JM was supported by NSF grants DMS-1933019 and DMS-2006029. MM was supported by MPIM during part of this project, as well as NSF grants DGE-1656466

(at Princeton) and DMS-2001675 (at MIT) and a research fellowship from the Clay Mathematics Institute (at Stanford). AZ was supported by MPIM during part of this project, as well as NSF grants DMS-1664578 and DMS-2005518.

2. PRELIMINARIES

We work throughout in the smooth category. We begin by describing the simplest 4-manifold trisection, which is the only one necessary for understanding the bulk of this paper. We refer the reader to [GK16] for more information on general trisections.

2.1. Bridge trisections. We refer the reader to [MZ17] for complete details, but give the definition of a bridge trisection here for completeness.

Let $S^4 = X_1 \cup X_2 \cup X_3$ be the standard genus zero trisection. We adopt the orientation conventions that $\Sigma = \partial H_i$ for each i and $\partial X_i = H_i \cup \overline{H}_{i+1}$.

Definition 2.1 ([MZ17]). Let \mathcal{S} be a (smooth) closed surface in S^4 . We say that \mathcal{S} is in $(b; \mathbf{c})$ -*bridge position*, where b is a positive integer and $\mathbf{c} = (c_1, c_2, c_3)$ is a triple of positive integers, if the following are all true:

- (1) For each i , $\mathcal{D}_i = X_i \cap \mathcal{S}$ is a collection of c_i boundary-parallel disks in the 4-ball X_i .
- (2) For each i , $\mathcal{T}_i = H_i \cap \mathcal{S}$ is a boundary-parallel tangle in the 3-ball H_i ; and
- (3) $\Sigma \cap \mathcal{S}$ is $2b$ points called *bridge points*;

We denote $H_i \cap \mathcal{S}$ by α , β , and γ , for $i = 1, 2, 3$, respectively.

Given $\mathcal{S} \subset S^4$ in bridge position, we may refer to the decomposition

$$(S^4, \mathcal{S}) = (X_1, \mathcal{D}_1) \cup (X_2, \mathcal{D}_2) \cup (X_3, \mathcal{D}_3)$$

as a *bridge trisection* of \mathcal{S} , which we denote by \mathfrak{T} . We say that two bridge trisections \mathfrak{T} and \mathfrak{T}' are *equivalent* if there is a diffeomorphism $\phi: S^4 \rightarrow S^4$ with

$$\phi((X_i, \mathcal{D}_i)) = (X'_i, \mathcal{D}'_i)$$

for all $i \in \mathbb{Z}_3$. Any (smooth) closed surface in S^4 can be isotoped into bridge position, regardless of connectivity, genus, or orientability [MZ17].

2.2. Diagrams for bridge trisections. Bridge trisections may be viewed as the analog to bridge position of a link in S^3 . One purpose of this article is to demonstrate that bridge trisections are useful for similar reasons. In particular, the theory produces simple diagrams of surfaces that we will use to perform several different computations.

Definition 2.2. A *tri-plane diagram* is a triple of trivial tangle diagrams $\mathbb{D} = (\mathbb{D}_1, \mathbb{D}_2, \mathbb{D}_3)$ such that $\mathbb{D}_i \cup \overline{\mathbb{D}_{i+1}}$ is a planar diagram for an unlink.

If each \mathbb{D}_i is a b -stranded trivial tangle and each $\mathbb{D}_i \cup \overline{\mathbb{D}_{i+1}}$ is a c_i -component unlink, then up to isotopy, the tri-plane diagram $\mathbb{D} = (\mathbb{D}_1, \mathbb{D}_2, \mathbb{D}_3)$ determines a (b, \mathbf{c}) -bridge trisection of a surface \mathcal{S} in the following way: The tri-plane diagram \mathbb{D} determines the intersection of \mathcal{S} with a regular neighborhood of $H_1 \cup H_2 \cup H_3$. The remainder of \mathcal{S} consists of three systems of boundary parallel disks in the 4-balls X_i . But boundary parallel disks in a 4-ball are determined up to isotopy rel-boundary by their boundary (see e.g. [KSS82, Liv82]).

Remark 2.3. If two tri-plane diagrams $\mathbb{D} = (\mathbb{D}_1, \mathbb{D}_2, \mathbb{D}_3)$ and $\mathbb{D}' = (\mathbb{D}'_1, \mathbb{D}'_2, \mathbb{D}'_3)$ describe isotopic surfaces in S^4 , then by [MZ17] the diagram \mathbb{D} can be transformed into \mathbb{D}' by a sequence of the following moves, illustrated in Figures 4 and 27 of [MZ17].

- (1) *Mutual braid transposition*, in which \mathbb{D}_1 , \mathbb{D}_2 , and \mathbb{D}_3 are replaced by concatenations $\mathbb{D}_1\beta$, $\mathbb{D}_2\beta$, and $\mathbb{D}_3\beta$ (respectively) for some braid diagram β ,
- (2) *Elementary perturbation and deperturbation*, as illustrated in generality in Figure 27 of [MZ17]. This operation increases one component of \mathbf{c} ; the roles of X_1, X_2, X_3 as illustrated may be permuted cyclically,
- (3) Interior Reidemeister moves.

See Subsection 2.5 and Section 6 of [MZ17] for complete details regarding these moves.

Remark 2.4. In the original [MZ17] construction of bridge trisections, the authors give an algorithm to obtain a tri-plane diagram of a surface \mathcal{S} given a *banded unlink diagram* (L, B) of \mathcal{S} . A banded unlink diagram, introduced by [KSS82], consists of an unlink L and a set of bands B attached to L , with the property that surgering L along B yields another unlink L_B . The diagram (L, B) determines the surface \mathcal{S} in $S^4 = S^3 \times I / \sim$ up to smooth ambient isotopy. Here, \mathcal{S} consists of the following pieces.

- A collection of disks bounded by L in $S^3 \times 1/4$,
- $L \times [1/4, 1/2]$,
- $(L \cup B) \times \{1/2\}$,
- $L_B \times [1/2, 3/4]$,
- a collection of disks bounded by L_B in $S^3 \times 3/4$.

If (L, B) is in bridge position with respect to a sphere F splitting S^3 into 3-balls B_1 and B_2 (with bands in B_2), then $(\mathcal{D}_1, \mathcal{D}_2, \mathcal{D}_3)$ is a bridge trisection of \mathcal{S} , with $\mathcal{D}_1, \mathcal{D}_2, \mathcal{D}_3$ diagrams of the tangles $(\overline{B_1}, \overline{B_1 \cap L})$, $(B_2, B_2 \cap L)$, $(B_2, B_2 \cap$

L_B), respectively. We refer the reader to [MZ17] for more details, but include Figure 1 to illustrate that one generally expects to find tri-plane diagrams of high complexity. We give a more detailed caption of Figure 1 now.

- (a) In (a), we draw a band diagram of the standard ribbon disk for $\overline{K}\#K$. This consists of the link $\overline{K}\#K$ (the boundary of the disk) and horizontal bands with the property that $\overline{K}\#K$ surgered along these bands is an unlink. We also draw a torus about the K summand; Litherland describes a homeomorphism ρ of S^3 supported near this torus consisting of a Dehn twist about a 0-framed longitude of K . The roll-spun knot of K is a knotted sphere obtained by gluing two copies of this disk via the boundary homeomorphism ρ . (See [Lit79] for the original construction.)
- (b) In (b), we apply ρ to the diagram of (a).
- (c) Combining these diagrams in (c) (where we have dualized the bands in (a) and isotoped (b) to simplify the diagram) yields a banded unlink diagram for the roll-spun knot of K .
- (d) In (d) we further isotope this diagram to make the bands appear small. Since we started with $\overline{K}\#K$ in bridge position in (a), this banded unlink is very nearly in bridge position.
- (e) In (e), we perturb the diagram slightly near the bands to obtain a banded unlink diagram in bridge position; we include a horizontal line indicating the bridge sphere. The lower 3-ball is B_1 and the upper 3-ball is B_2 .
- (f) Finally in (f), we obtain a tri-plane diagram for the roll-spun knot of K .

2.3. Unknotted surfaces. We now recall the notion of unknottedness for surfaces in S^4 ; see [MTZ20] for a related discussion of bridge trisections of unknotted surfaces.

Definition 2.5. Let \mathcal{S} be a closed, connected, orientable surface in S^4 . We say that \mathcal{S} is *unknotted* if \mathcal{S} bounds an embedded, 3-dimensional handlebody in S^4 .

If $\mathcal{S} \cong \mathbb{R}\mathbb{P}^2$, then we say that \mathcal{S} is *unknotted* if it is isotopic to one of the two $\mathbb{R}\mathbb{P}^2$ s in Figure 2; we denote these surfaces by P_{\pm} , noting that $e(P_+) = +2$; see Remark 2.6. Otherwise, if \mathcal{S} is closed, connected, and nonorientable, we say that \mathcal{S} is *unknotted* if \mathcal{S} is isotopic to a connected sum of unknotted $\mathbb{R}\mathbb{P}^2$ s.

A disconnected surface $\mathcal{S} = \mathcal{S}_1 \cup \dots \cup \mathcal{S}_k$ in S^4 is said to be *unknotted* if there exist disjoint 4-balls $B_1, \dots, B_k \subset S^4$ with $\mathcal{S}_i \subset B_i$, and each \mathcal{S}_i is unknotted.

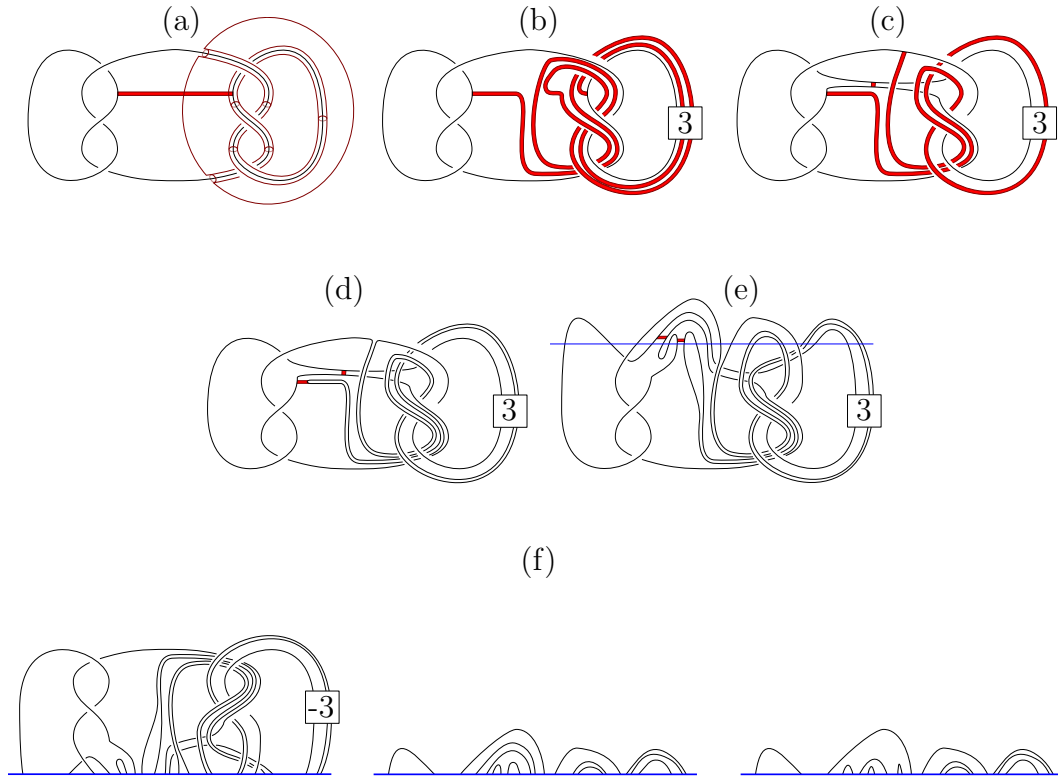


FIGURE 1. The process of obtaining a tri-plane diagram of a roll-spun knot. We provide a more detailed caption in Remark 2.4.

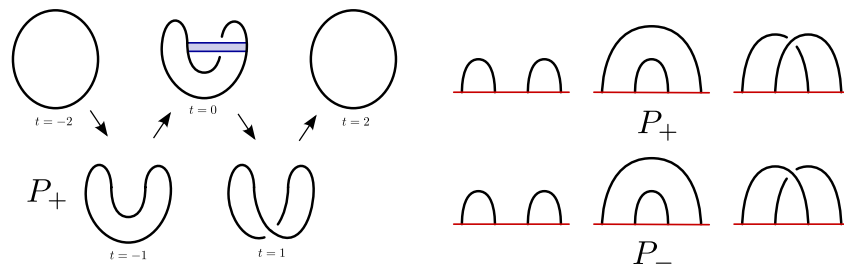


FIGURE 2. **Left:** A motion picture describing the unknotted projective plane P_+ , the unknotted $\mathbb{R}P^2$ with Euler number $+2$. **Top-right:** A tri-plane diagram for P_+ . **Bottom-right:** A tri-plane diagram for P_- .

Remark 2.6. There is a subtlety regarding sign conventions for the unknotted projective planes that is worth noting. Our convention is to denote by P_+ the unknotted projective plane with normal Euler number $+2$. As a consequence, we have that the 2-fold cover of S^4 , branched along P_+ is $\overline{\mathbb{C}\mathbb{P}^2}$. See Figure 3. This is often confused in the literature; for example, it seems that the orientation of S^4 that is adopted in [Kam89] is the opposite of the usual one, leading to the conclusion that $\mathbb{C}\mathbb{P}^2$ is the 2-fold cover of $\overline{S^4}$ branched along \overline{P}_+ , which is there denoted “ P_+ ”. While this seems to be technically correct, it does confuse the issue, slightly. In the same vein, Figure 2 corrects Figure 15 of [MZ17], where the motion-picture is mislabeled, though the tri-plane diagrams are correctly labeled. Figure 3 corrects Figure 2 of [MZ18]. The careful reader will note that when taking branched covers of tri-plane diagrams, it is more natural to revolve a tri-plane diagram 180 degrees, so that the tangles descend from the bridge surface instead of ascending, as shown. (Alternatively, one might view the tangles from below their boundary.)

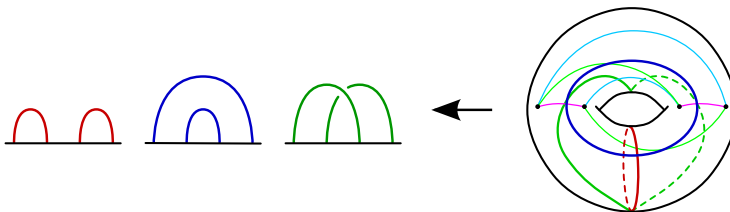


FIGURE 3. The genus one trisection of $\mathbb{C}\mathbb{P}^2$, realized as the 2-fold branched cover of the 2-bridge trisection of P_- .

3. BROKEN SURFACE DIAGRAM VS. BRIDGE TRISECTIONS

In this section, we discuss the relationship between tri-plane diagrams and broken surface diagrams of a surface \mathcal{S} smoothly embedded in S^4 . As result, we obtain a new formula for the normal Euler number $e(\mathcal{S})$ that depends on the writhes of the pairings of tangle diagrams in a tri-plane diagram \mathbb{D} for \mathcal{S} , and we give a new proof of the Whitney-Massey Theorem. We also explore the relationship between ribbon surfaces and bridge trisections.

3.1. Broken surface diagrams. We start by reviewing the notion of a broken surface diagram; see e.g. [CS98] for more exposition.

Definition 3.1. Let \mathcal{S} be a surface smoothly embedded in S^4 . Let $P_{\mathcal{S}}$ be the projection of \mathcal{S} to the equatorial S^3 of S^4 . Assume that $P_{\mathcal{S}}$ is generic; i.e. $P_{\mathcal{S}}$ is a smoothly embedded surface away from self-intersections that come in

three possible types: arcs of double points, branch points (which necessarily end arcs of double points), and triple points (which are intersections of three arcs of double points). The branch points and triple points are all isolated.

Near each self-intersection of P_S , remove a small neighborhood of the intersection from the sheet(s) that is lower in the fourth coordinate of $S^4 = \mathbb{R}^4 \cup \infty$. We call the resulting *broken surface* \mathbb{S} , as it is embedded in S^3 , a *broken surface diagram* for \mathcal{S} . This is completely analogous to how one defines a classical knot diagram by indicating over and under information at each crossing.

We will generally refer to P_S as the *underlying surface* of \mathbb{S} , just as an immersed curve underlies a knot diagram.

Theorem 3.2. *Let $\mathbb{D} = (\mathbb{D}_1, \mathbb{D}_2, \mathbb{D}_3)$ be a tri-plane diagram of a surface $\mathcal{S} \subset S^4$. From \mathbb{D} , there is a procedure to produce a broken surface diagram \mathbb{S} of \mathcal{S} .*

To prove Theorem 3.2, it will be useful to develop some notation to describe simple broken surfaces in S^3 .

Definition 3.3. Let \mathbb{D}_L be a link diagram in S^2 . We obtain a broken surface diagram \mathbb{L} in $S^2 \times I$ whose underlying surface is $P_L = D_L \times I$, where D_L is the immersed multicurve underlying \mathbb{D}_L . At self-intersections of P_L , the sheet of \mathbb{L} containing the corresponding undercrossing of $\mathbb{D} \times 0$ is broken. We call \mathbb{L} a *product* broken surface, and may write $\mathbb{L} = \mathbb{D}_L \times I$ as shorthand. We illustrate some product broken surface diagrams (and some non-product diagrams) in Figure 4.

In Definition 3.3, we slightly abuse the notation, since P_L is a surface with boundary properly immersed in $S^2 \times I$ rather than a closed surface in S^3 , but this distinction is not important in the setting of this paper.

Remark 3.4. Note that a product broken surface diagram contains only double arcs of intersections. That is, a product broken surface diagram does not include any triple points or branch points.

Definition 3.5. Let $\mathbb{D}_L \subset S^2$ be a link diagram. Let \mathbb{D}'_L be obtained from \mathbb{D}_L by a single Reidemeister move R . We obtain a broken surface diagram \mathbb{T}_R in $S^2 \times I$ whose boundary is $\overline{(\mathbb{D}'_L \times 0)} \sqcup (\mathbb{D}_L \times 1)$ which agrees with the product $\mathbb{D}_L \times I$ away from the support of R , and, near R , agrees with the corresponding diagram in Figure 4. We call \mathbb{T}_R the *trace* of R .

If \mathbb{D}_J is obtained from \mathbb{D}_L by a sequence $\mathcal{R} = (R_1, \dots, R_n)$ of Reidemeister moves, then we write $\mathbb{T}_{\mathcal{R}}$ to denote the concatenation of $\mathbb{T}_{R_1}, \dots, \mathbb{T}_{R_n}$. We call $\mathbb{T}_{\mathcal{R}}$ the *trace* of \mathcal{R} .

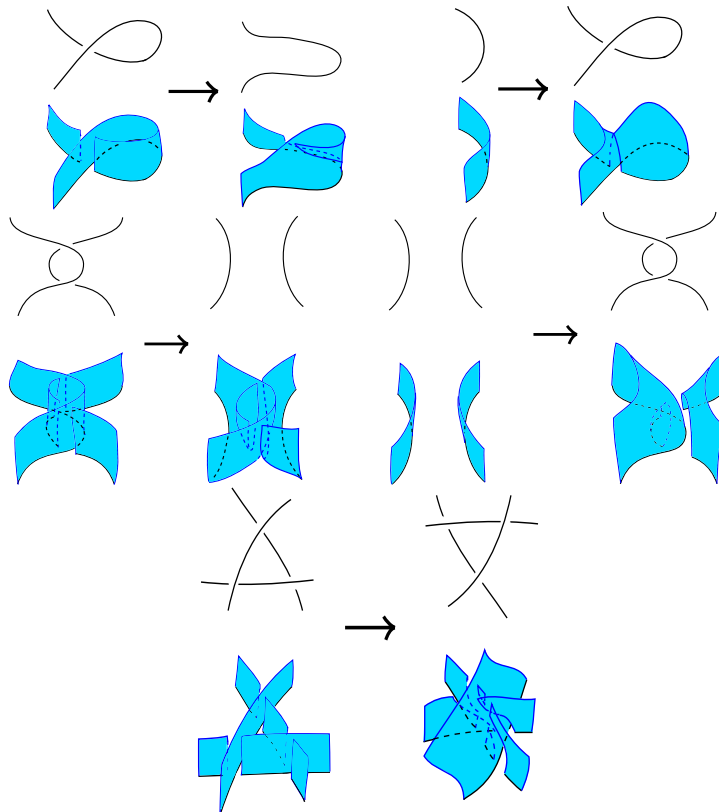


FIGURE 4. The trace \mathbb{T}_R of a Reidemeister move R . Below each possible Reidemeister move, we draw (on the left) a product broken surface and (on the right) the trace of the Reidemeister move. Note that changing the type of a crossing in R corresponds to changing which sheet of the intersection in \mathbb{S} is broken. **Top row:** R is Reidemeister I. Note \mathbb{S} contains a branch point. **Middle row:** Reidemeister II. **Bottom row:** Reidemeister III. Note \mathbb{S} contains a triple point.

Remark 3.6. If R is a Reidemeister I move, \mathbb{T}_R contains exactly one branch point and no triple points. The sign of the branch point depends on the sign of R : If R is positive, i.e. the move R adds a positive crossing or cancels a negative crossing, then the branch point will be negative (and vice versa). If R is a Reidemeister II move, then \mathbb{T}_R includes only double arcs of self-intersection. If R is a Reidemeister III move, then \mathbb{T}_R contains no branch points and exactly one triple point.

Similarly, if $\mathcal{R} = (R_1, \dots, R_m)$ is a sequence of Reidemeister moves including p positive RI moves, n negative RI moves, k RII moves and $m - (p + n + k)$

RIII moves, then the trace $\mathbb{T}_{\mathcal{R}}$ contains exactly n positive branch points, p negative branch points, and $m - (p + n + k)$ triple points.

Proof of Theorem 3.2. Recall that $\mathbb{D}_i \cup \overline{\mathbb{D}_{i+1}}$ is an unlink diagram. Therefore, there exists a sequence of Reidemeister moves $\mathcal{R}_i = (R_1, \dots, R_{m_i})$ taking $\mathbb{D}_i \cup \overline{\mathbb{D}_{i+1}}$ to a crossingless diagram \mathbb{D}'_i of an unlink. Let \mathbb{T}_i be the trace of \mathcal{R}_i . Cap off the \mathbb{D}'_i boundary of \mathbb{D}_i with trivial disks to obtain a broken surface diagram \mathbb{S}_i with boundary $\mathbb{D}_i \cup \overline{\mathbb{D}'_{i+1}}$.

Now embed the tri-plane in \mathbb{R}^3 , so the diagrams $\mathbb{D}_1, \mathbb{D}_2, \mathbb{D}_3$ lie in half-planes P_1, P_2, P_3 at angles $0, 2\pi/3, 4\pi/3$ about the x axis. Note that \mathbb{D}_i is truly a diagram contained in a plane and not a tangle in space. Now $P_i \cup \overline{P_{i+1}}$ contains the diagram $\mathbb{D}_i \cup \overline{\mathbb{D}_{i+1}}$, which is the boundary of the broken surface \mathbb{S}_i with $P_i \cup \overline{P_{i+1}}$. Thus, we may glue copies of $\mathbb{S}_1, \mathbb{S}_2, \mathbb{S}_3$ (correspondingly between $P_1, P_2; P_2, P_3; P_3, P_1$) to obtain a broken surface diagram \mathbb{S} for \mathcal{S} . \square

3.2. Euler number and the Whitney–Massey theorem. We can make use of Theorem 3.2 for computations that can be done with broken surface diagrams.

Proposition 3.7 ([Ban81]). *Let \mathbb{S} be a broken surface diagram of a surface \mathcal{S} . Assume \mathbb{S} has p positive branch points and n negative branch points. Then $e(\mathcal{S}) = p - n$.*

We sketch the proof of Proposition 3.7 in at least as much detail as to convince the familiar reader that $e(\mathcal{S})$ is $p - n$, rather than $n - p$.

Sketch. Push \mathcal{S} off itself and project the resulting parallel surface \mathcal{S}' to S^3 . The intersections between \mathcal{S} and \mathcal{S}' manifest in the projection near branch points of \mathbb{S} , as illustrated in Figure 5. \square

Corollary 3.8. *Let $\mathbb{D} = (\mathbb{D}_1, \mathbb{D}_2, \mathbb{D}_3)$ be a tri-plane diagram of a surface $\mathcal{S} \subset S^4$. Let w_i be the writhe of the diagram $\mathbb{D}_i \cup \overline{\mathbb{D}_{i+1}}$. Then $e(\mathcal{S}) = w_1 + w_2 + w_3$.*

Proof. Let \mathcal{R}_i denote a sequence of Reidemeister moves taking $\mathbb{D}_i \cup \overline{\mathbb{D}_{i+1}}$ to a zero-crossing diagram. Suppose \mathcal{R}_i includes p_i positive RI moves and n_i negative RI moves. Since RII and RIII moves preserve writhe and a zero-crossing diagram has writhe zero, we must have $n_i - p_i = w_i$.

Let \mathbb{S} be the broken surface diagram obtained from $\mathcal{R}_1, \mathcal{R}_2, \mathcal{R}_3$ as in the proof of Theorem 3.2. By Remark 3.6, within X_i , $\mathbb{S} \cap X_i = \widehat{\mathbb{S}}_i$ contains n_i positive branch points and p_i negative branch points. Moreover, there are no branch points of \mathbb{S} in $X_i \cap X_j$ for any $i \neq j$. We conclude

$$e(\mathcal{S}) = (n_1 + n_2 + n_3) - (p_1 + p_2 + p_3) = (n_1 - p_1) + (n_2 - p_2) + (n_3 - p_3) = w_1 + w_2 + w_3.$$

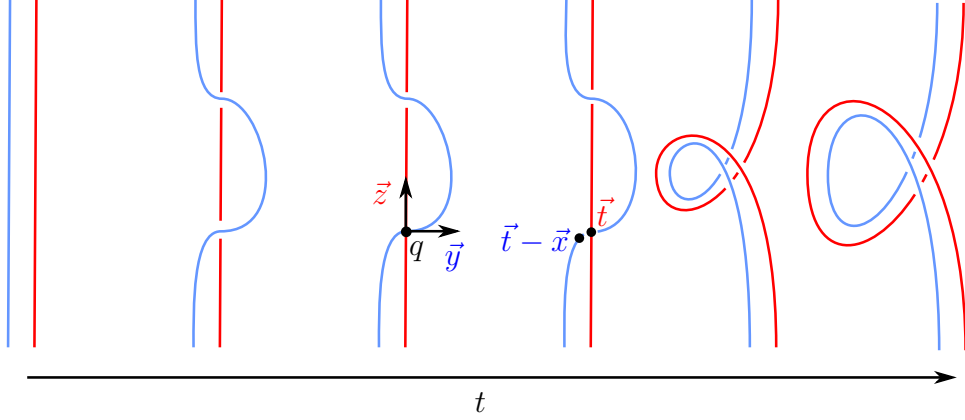


FIGURE 5. A surface \mathcal{S} and a parallel copy \mathcal{S}' near a portion of \mathcal{S} that projects to a positive branch point in a broken surface diagram. There is one intersection visible intersection point q between \mathcal{S} and \mathcal{S}' . We indicate q as well as positive bases for $T_q(\mathcal{S})$ and $T_q(\mathcal{S}')$, locally orienting \mathcal{S} and inducing a local orientation on \mathcal{S}' . We find $T_q(\mathcal{S})$ has positive basis $\{\vec{z}, \vec{t}\}$ while $T_q(\mathcal{S}')$ has positive basis $\{\vec{y}, \vec{t} - \vec{x}\}$. Since $\{\vec{z}, \vec{t}, \vec{y}, \vec{t} - \vec{x}\}$ is a positive basis for $\mathbb{R}^4 = \langle \vec{x}, \vec{y}, \vec{z}, \vec{t} \rangle$, we see that q is a point of positive intersection. Similarly, near a portion of \mathcal{S} projecting to a negative branch point, we would find a negative intersection between \mathcal{S} and \mathcal{S}' .

□

From Corollary 3.8, it is easy to conclude that orientable surfaces in S^4 have trivial normal bundle. This gives an alternative argument to the usual one (that oriented surfaces have zero self-intersection number since $H_2(S^4; \mathbb{Z}) = 0$). Note that \mathcal{S} is oriented if and only if the bridge points and arcs of any tri-plane diagram \mathbb{D} are coherently oriented; see Lemma 2.1 of [MTZ20].

Corollary 3.9. *Let \mathcal{S} be an oriented surface in S^4 . Then $e(\mathcal{S}) = 0$.*

Proof. Let $(\mathbb{D}_1, \mathbb{D}_2, \mathbb{D}_3)$ be an oriented tri-plane diagram for \mathcal{S} . Since the \mathbb{D}_i are oriented, we have $w(\mathbb{D}_i \cup \overline{\mathbb{D}}_{i+1}) = w(\mathbb{D}_i) - w(\mathbb{D}_{i+1})$, where $\mathbb{D}_i \cup \overline{\mathbb{D}}_{i+1}$. By Corollary 3.8,

$$\begin{aligned} e(\mathcal{S}) &= w(\mathbb{D}_1 \cup \overline{\mathbb{D}}_2) + w(\mathbb{D}_2 \cup \overline{\mathbb{D}}_3) + w(\mathbb{D}_3 \cup \overline{\mathbb{D}}_1) \\ &= (w(\mathbb{D}_1) - w(\mathbb{D}_2)) + (w(\mathbb{D}_2) - w(\mathbb{D}_3)) + (w(\mathbb{D}_3) - w(\mathbb{D}_1)) \\ &= 0. \end{aligned}$$

□

It is clear that a nonorientable surface in S^4 has even self-intersection number, since $H_2(S^4; \mathbb{Z}/2\mathbb{Z}) = 0$. But with a little more work, using the above argument one can also compute the Euler number of a nonorientable surface mod 4. This corollary is sometimes called *Whitney congruence*. The following corollary was originally proved by Massey [Mas69].

Corollary 3.10. *Let \mathcal{S} be a surface in S^4 . Then $e(\mathcal{S}) \equiv 2\chi(\mathcal{S}) \pmod{4}$.*

Proof of Corollary 3.10. The two unknotted $\mathbb{R}\mathbb{P}^2$ s have Euler numbers $+2$ and -2 . Therefore, if $\mathcal{S} \cong \#_k \mathbb{R}\mathbb{P}^2$ is an unknotted surface in S^4 , $e(\mathcal{S}) = 2(a - b)$ for some $a, b \in \{0, \dots, k\}$ with $a + b = k$. Therefore, the corollary is true for unknotted surfaces.

Consider the effect of a crossing change at crossing c in \mathbb{D}_i on w_1 , w_2 , and w_3 . Since w_{i+1} is the writhe of $\mathbb{D}_{i+1} \cup \overline{\mathbb{D}}_{i-1}$, w_{i+1} remains constant. However, each of w_i and w_{i-1} change by $+2$ or -2 , with sign depending on the sign of c in $\mathbb{D}_i \cup \overline{\mathbb{D}}_{i+1}$ and $\mathbb{D}_{i-1} \cup \overline{\mathbb{D}}_i$. If \mathcal{S} is not orientable, then c may have the same or opposite signs in these two link diagrams. Therefore, the crossing change may preserve $w_1 + w_2 + w_3$, or increase or decrease the total by four. We conclude that $(w_1 + w_2 + w_3) \pmod{4}$ is preserved by the crossing change.

Now by [MTZ20, Corollary 1.2], there exists a sequence of crossing changes transforming the triple $(\mathbb{D}_1, \mathbb{D}_2, \mathbb{D}_3)$ into a tri-plane diagram for an unknotted surface \mathcal{S}' . Since \mathcal{S}' is unknotted, $e(\mathcal{S}') \equiv 2\chi(\mathcal{S}') \pmod{4}$. By Corollary 3.8, we conclude that

$$e(\mathcal{S}) = w_1 + w_2 + w_3 \equiv e(\mathcal{S}') \equiv 2\chi(\mathcal{S}') = 2\chi(\mathcal{S}) \pmod{4}.$$

□

Finally, we refine Corollary 3.10 to the more general Whitney–Massey Theorem [Mas69]. One of the main ingredients is the following Theorem of Viro.

Theorem 3.11. [Vir84] *If \mathcal{S} is a surface embedded in S^4 and $X^{\mathcal{S}}$ is the two-fold cover of S^4 branched along \mathcal{S} , then*

$$-e(\mathcal{S}) = 2\sigma(X^{\mathcal{S}}).$$

We can now proceed with the proof, which also makes use of work by Gordon and Litherland [GL78].

Theorem 3.12. *Let \mathcal{S} be a closed, connected, non-orientable surface in S^4 , and set $\chi := \chi(\mathcal{S})$. Then the Euler number $e(\mathcal{S})$ of \mathcal{S} is in the set*

$$\{2\chi - 4, 2\chi, 2\chi + 4, \dots, -2\chi - 4, -2\chi, -2\chi + 4\}.$$

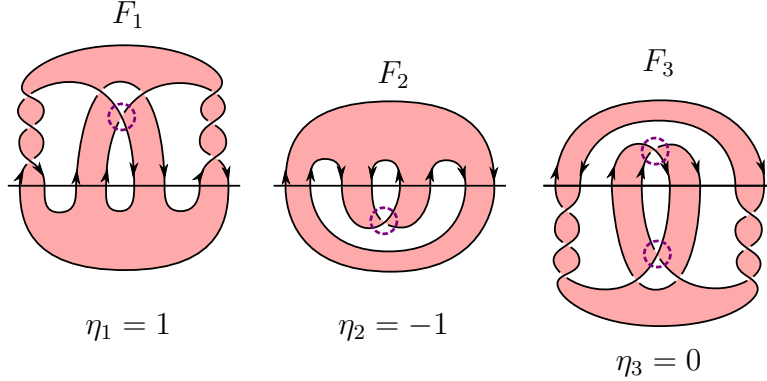


FIGURE 6. Checkerboard surfaces F_1, F_2, F_3 for $\widehat{\mathbb{D}}_1, \widehat{\mathbb{D}}_2, \widehat{\mathbb{D}}_3$, respectively. We choose the surfaces so that F_i and F_{i+1} agree in \mathbb{D}_{i+1} . We arbitrarily choose some orientations of each $\widehat{\mathbb{D}}_i$ (indicated by arrows) and then use dashed circles to indicate the type II crossings (see Figure 7) of F_i given these orientations.

Proof. Using Corollary 3.10, we need only prove that $|e(\mathcal{S})| \leq 4 - 2\chi$. Let $\mathbb{D} = (\mathbb{D}_1, \mathbb{D}_2, \mathbb{D}_3)$ be a tri-plane diagram for \mathcal{S} . Let $\widehat{\mathbb{D}}_i = \mathbb{D}_i \cup \overline{\mathbb{D}}_{i+1}$.

Let X^S denote the 2-fold cover of S^4 branched along \mathcal{S} . The genus zero trisection of S^4 lifts to a trisection $\mathbb{T} = (X_1^S, X_2^S, X_3^S)$ of X^S , with X_i^S covering X_i . Let $H_i^S = X_i^S \cap X_{i+1}^S$. By Wall [Wal69],

$$\sigma(X^S) = \sum_i \sigma(X_i^S) + \sigma(\nu(H_1^S \cup H_2^S \cup H_3^S)).$$

Each X_i^S is a 4-dimensional 1-handlebody, so has vanishing signature. Therefore,

$$\sigma(X^S) = \sigma(\nu(H_1^S \cup H_2^S \cup H_3^S)).$$

Now fix checkerboard surfaces F_1, F_2 , and F_3 for $\widehat{\mathbb{D}}_1 = \mathbb{D}_1 \cup \overline{\mathbb{D}}_2$, $\widehat{\mathbb{D}}_2 = \mathbb{D}_2 \cup \overline{\mathbb{D}}_3$, and $\widehat{\mathbb{D}}_3 = \mathbb{D}_3 \cup \overline{\mathbb{D}}_1$ (respectively) so that the surfaces F_i and F_{i+1} agree in \mathbb{D}_{i+1} . See Figure 6.

Let \mathcal{S}' be a surface obtained by gluing together F_1, F_2, F_3 along common boundary, after pushing the interior of F_i slightly into X_i .

Claim 3.13. *The surface \mathcal{S}' is unknotted with $e(\mathcal{S}') = 0$.*

Proof. Let F'_i denote the copy of F_i pushed into B^4 , so $\mathcal{S}' = F'_1 \cup F'_2 \cup F'_3$. Let H be the 3-manifold formed as the union of the traces of the three isotopies pushing the F_i into B^4 . Then, H is a 3-dimensional neighborhood of a union of three 1-dimensional spines of the F_i (that are chosen to agree at Σ). In other words, H is a handlebody, though it may be non-orientable. In any event, \mathcal{S}' is unknotted with $e(\mathcal{S}') = 0$, since it bounds a handlebody in S^4 . \square

Let X_i^F denote the 2-fold covering of X_i branched along F_i' . Let G_i denote the Gordon-Litherland form associated to F_i [GL78].

Claim 3.14. *We have*

$$\sigma(X_i^F) = \sigma(G_i).$$

Proof. Gordon–Litherland [GL78] showed that the quantity $\sigma(X_i^F) + e(F_i')/2$ is independent of the choice of checkerboard surface F_i , up to Reidemeister moves of the oriented diagram $\widehat{\mathbb{D}}_i$. Since $\widehat{\mathbb{D}}_i$ is a diagram of an unlink, we conclude that $\sigma(X_i^F) + e(F_i')/2 = 0$. By Gordon–Litherland, we also have $\sigma(G_i) + e(F_i)/2 = 0$, yielding the desired equality. \square

Claim 3.15. *We have*

$$e(\mathcal{S}) = 2(\sigma(G_1) + \sigma(G_2) + \sigma(G_3)).$$

Proof. We remind the reader of the following theorem of Gordon–Litherland [GL78]: if G is a Goeritz matrix for a diagram of a link L associated to a checkerboard surface F , then $\sigma(L) = \sigma(G) - \eta$, where η is a sum of signs over type II crossings in F (see Figure 7). Since each $\widehat{\mathbb{D}}_i$ is a diagram for an unlink (which has signature zero), we conclude $\sigma(G_i) = \eta_i$, where η_i is the corresponding sum of signs over type II crossings in F_i .

Observation. A crossing c in \mathbb{D}_i has the same sign in $\widehat{\mathbb{D}}_i$ as it does in $\widehat{\mathbb{D}}_{i-1}$ if and only if it is type I in one of F_i or F_{i-1} and type II in the other.

If c has different signs in $\widehat{\mathbb{D}}_i$ and $\widehat{\mathbb{D}}_{i-1}$, then it does not contribute to $e(\mathcal{S}) = \sum_i w(\widehat{\mathbb{D}}_i)$. If c has the same sign in each of $\widehat{\mathbb{D}}_i, \widehat{\mathbb{D}}_{i-1}$, then c contributes twice that sign and is type II in exactly one of F_i, F_{i-1} by the above observation. We conclude the claim. \square

Let $X^{\mathcal{S}'}$ be the 2-fold cover of S^4 branched along \mathcal{S}' . The splitting $S^4 = X_1 \cup X_2 \cup X_3$ lifts to a splitting (not a trisection) $X^{\mathcal{S}'} = X_1^F \cup X_2^F \cup X_3^F$. Let $H_i^{\mathcal{S}'} = X_i^F \cap X_{i+1}^F$. Again by Wall [Wal69], we have

$$\sigma(X^{\mathcal{S}'}) = \sum_i \sigma(X_i^F) + \sigma(\nu(H_1^{\mathcal{S}'} \cup H_2^{\mathcal{S}'} \cup H_3^{\mathcal{S}'})).$$

By Claim 3.14, $\sigma(X_i^F) = \sigma(G_i)$. Moreover, note that

$$\nu(H_1^{\mathcal{S}'} \cup H_2^{\mathcal{S}'} \cup H_3^{\mathcal{S}'}) \cong \nu(H_1^S \cup H_2^S \cup H_3^S).$$

We conclude

$$\sigma(X^{\mathcal{S}'}) = \sigma(X^S) + \sum_i \sigma(G_i).$$

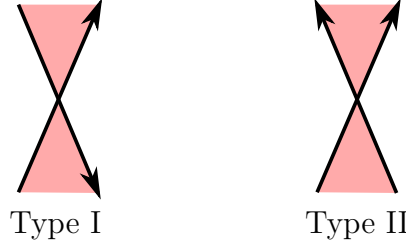


FIGURE 7. A crossing c in an oriented link diagram $\widehat{\mathbb{D}}$. The shaded region indicates a checkerboard surface F for $\widehat{\mathbb{D}}$. We say c is type I if F can be locally oriented near c to induce the correct orientation on ∂F . Otherwise, c is type II. In this picture, it does not matter which strand contains the overcrossing; type is independent of sign.

By Claim 3.15, $\sum_i \sigma_i(G_i) = e(\mathcal{S})/2$. Moreover, since \mathcal{S}' is an unknotted surface with $e(\mathcal{S}') = 0$ (Claim 3.13), $X^{\mathcal{S}'} \cong \#_n \mathbb{C}\mathbb{P}^2 \#_n \overline{\mathbb{C}\mathbb{P}^2}$ for some $n \geq 0$. Therefore, $\sigma(X^{\mathcal{S}'}) = 0$, so this becomes

$$e(\mathcal{S}) = -2\sigma(X^{\mathcal{S}}).$$

Finally, we have $|\sigma(X^{\mathcal{S}})| \leq b_2(X^{\mathcal{S}}) = 2 - \chi$. Thus, we obtain our desired inequality:

$$|e(\mathcal{S})| \leq 4 - 2\chi.$$

□

3.3. The triple point number of a bridge trisection. Recall from Remark 3.6 that given a tri-plane diagram $(\mathbb{D}_1, \mathbb{D}_2, \mathbb{D}_3)$ of a surface \mathcal{S} , we may produce a broken surface diagram of \mathcal{S} with $t_1 + t_2 + t_3$ triple points, where t_i is the number of RIII moves in some sequence of Reidemeister moves transforming $\mathbb{D}_i \cup \overline{\mathbb{D}_{i+1}}$ into a crossingless diagram. This allows us to define the triple point number of a bridge trisection as follows.

Definition 3.16. Let $\widehat{\mathbb{D}}$ be an unlink diagram. We say a sequence of Reidemeister moves applied to $\widehat{\mathbb{D}}$ is an *uncrossing sequence for $\widehat{\mathbb{D}}$* if the end result is a crossingless diagram. We define

$t(\widehat{\mathbb{D}}) =$ the minimum number of RIII moves in any uncrossing sequence for $\widehat{\mathbb{D}}$.

Definition 3.17. Let $\mathbb{D} = (\mathbb{D}_1, \mathbb{D}_2, \mathbb{D}_3)$ be a tri-plane diagram of a bridge trisection \mathfrak{T} of a knotted surface \mathcal{S} . Define $t(\mathbb{D}) = t(\widehat{\mathbb{D}}_1) + t(\widehat{\mathbb{D}}_2) + t(\widehat{\mathbb{D}}_3)$, and define $t(\mathfrak{T})$ to be the minimal value of $t(\mathbb{D})$, taken over all tri-plane diagrams \mathbb{D} of \mathfrak{T} . This is called the *triple point number of \mathfrak{T}* .

By construction, this triple point number is an invariant of the bridge trisection. By Remark 3.6, we have $t(\mathfrak{T}) \geq t(\mathcal{S})$, where $t(\mathcal{S})$ is the usual triple point number of the surface \mathcal{S} (i.e. the minimum number of triple points in any broken surface diagram of \mathcal{S}) for any bridge trisection \mathfrak{T} of a surface \mathcal{S} .

Questions 3.18.

- (1) Given a surface \mathcal{S} , is there a bridge trisection \mathfrak{T} for \mathcal{S} with $t(\mathfrak{T}) = t(\mathcal{S})$?
- (2) Does there exist a surface \mathcal{S} with bridge trisection \mathfrak{T} so that $t(\mathfrak{T}) > t(\mathcal{S})$?
- (3) Does there exist a bridge trisection \mathfrak{T} with \mathcal{S} an unknotted 2-sphere so that $t(\mathfrak{T}) > 0$?

By construction, ribbon surfaces (defined below) always have triple point number zero. In the next subsection, we show that every ribbon surface has a ribbon bridge trisection, and that ribbon bridge trisections always have triple point number zero, thus recovering this fact.

3.4. Ribbon bridge trisections. In this subsection we define bridge trisections for ribbon surfaces arising naturally from ribbon presentations. In Subsection 4.4 we will use this analysis to give examples of ribbon 2-knots that admit non-isotopic minimal bridge trisections.

One of the simplest classes of knotted surfaces is that of *ribbon surfaces*, which bound embedded handlebodies in B^5 with only index 0 and 1 critical points with respect to the radial height function. Equivalently, an oriented surface in S^4 is ribbon if it bounds a ribbon-immersed handlebody in S^4 . Ribbon surfaces can also be described by ribbon presentations.

Definition 3.19. Let $L = L_1 \cup \cdots \cup L_n$ be an unlink of oriented 2-spheres in S^4 . For some $m \geq n - 1$, let $H = \{h_1, \dots, h_m\}$ be disjoint embeddings of 3-dimensional 1-handles $I \times D^2$ in S^4 such that for each i ,

- Each $h_i(I \times D^2)$ meets L exactly in its attaching region $h_i(\partial I \times D^2)$, and is not tangent to L near this attaching region.
- $(L \setminus H) \cup_{i=1}^m h_i(I \times \partial D^2)$ is a connected, oriented surface \mathcal{S} (of genus $m - n + 1$).

The data (L, H) is a *ribbon presentation* for \mathcal{S} .

In short, a ribbon presentation is a description of a surface obtained by fusing an oriented unlink together along oriented tubes. A ribbon presentation has an especially nice broken surface diagram, where the only intersections are double circles between tubes and spheres (See Figure 8).

The *tube map* encodes a broken surface diagram of a ribbon surface with a virtual graph. Yajima defined the tube map as a diagrammatic operation

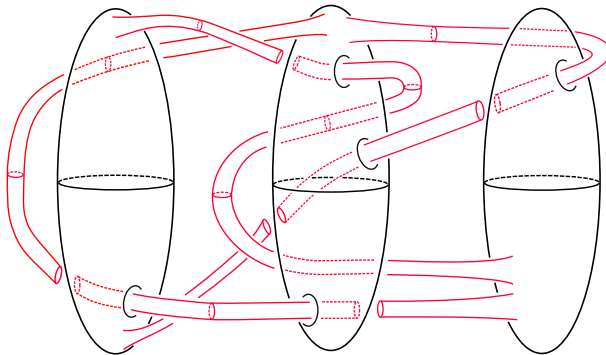


FIGURE 8. A broken surface diagram indicating a ribbon presentation for a knotted torus.

from classical knots (resp. arcs) to ribbon tori (resp. spheres) [Yaj62]. Satoh extended the tube map to include virtual crossings, and proved that it is surjective onto ribbon spheres and tori [Sat00]. Finally, Kauffman and Martins defined the notion of a virtual graph, allowing for higher genus surfaces [KFM08].

In Figure 9, we illustrate in the first two frames the procedure for obtaining a banded unlink diagram of $\text{Tube}(G)$ from G . When two edges in G have a virtual crossing, the apparent “crossing” of the tubed surface may be chosen arbitrarily (the two choices yield isotopic surfaces in S^4). The orientations of the overstrands of G determine the crossings of the banded unlink diagram near any classical crossing of G (cf. Figure 8).

Via the tube map, a virtual graph can be thought of as a shorthand for a ribbon presentation, where overstrands become spheres in the ribbon presentation and understrands joining them become tubes. A virtual graph diagram is in n -bridge position if, considered as an immersed graph in \mathbb{R}^2 , the height function on the graph is Morse, and has n minima and n maxima. Now we show how a virtual graph in bridge position gives rise to a bridge trisection whose parameters are determined by the bridge index and Euler characteristic of the graph.

Proposition 3.20. *Let (L, H) be a ribbon presentation with n spheres and m tubes for a surface \mathcal{S} of genus $g = m - n + 1$. Then there is a virtual graph G such that:*

- (1) $\text{Tube}(G) = \mathcal{S}$
- (2) G has Euler characteristic $\chi(G) = 1 - g = n - m$
- (3) G can be put into n -bridge position.

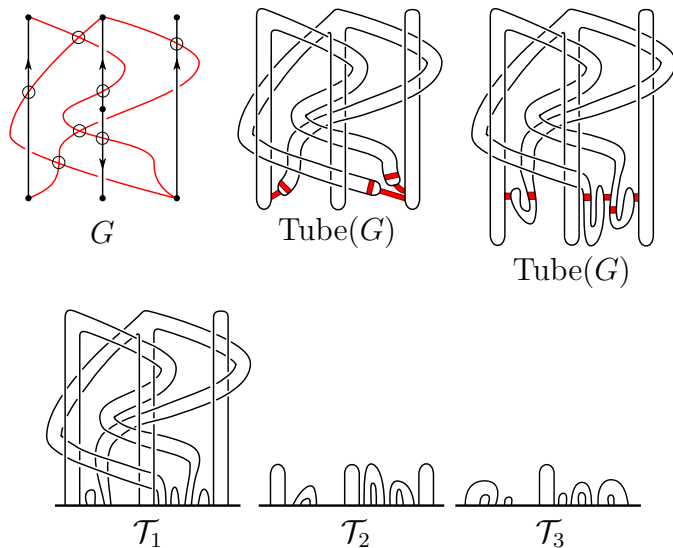


FIGURE 9. Top left: a virtual graph G in 3-bridge position corresponding to the ribbon presentation in Figure 8. Top middle: A banded unlink diagram for $\text{Tube}(G)$. Top right: We perturb the banded unlink diagram to be in 9-bridge position. Bottom: The resulting $(9; 3)$ -tri-plane diagram of $\text{Tube}(G)$.

Proof. There is an obvious broken surface diagram of \mathcal{S} which ‘comes from’ the ribbon presentation, i.e. the unlink L is projected into \mathbb{R}^3 so that it is embedded and so that the components of L_i bound disjoint 3-balls in \mathbb{R}^3 . The projections of the 3-dimensional 1-handles h_i are embedded in $\mathbb{R}^3 \setminus L$, and only intersect the 2-spheres in the attaching region $h_i(\partial I \times D^2)$ and a finite number of disks $h_i(\{t\} \times D^2)$. The boundaries of these disks are double point circles, and they are the only self-intersections of the projection of \mathcal{S} . As mentioned above, we can arrange that a tube never crosses the same sphere L_i over or under twice in a row. As we traverse the I direction of a tube, it goes through double circle crossings $c_{11}, c_{12}; c_{21}, c_{22}; \dots; c_{k1}, c_{k2}$, where c_{i1}, c_{i2} are crossings with the same component L_j , and have opposite over/under information. See Figure 8.

Now, we construct the graph G in n -bridge position: first, we draw n vertical edges in \mathbb{R}^2 for the n components of L , with vertices at heights 0 and 1. Let L_i and L_j be the components of L that the first tube $h_1(I \times \partial D^2)$ attaches to. We draw an edge of G joining the bottom endpoint of L_i to the top endpoint of L_j , traversing monotonically upwards. For each pair of crossings c_{i1}, c_{i2} of a tube with a sphere L_j , the edge corresponding to the tube crosses under the vertical edge representing L_j . We remember the sign of the crossing by a local

orientation of the overstrand: the conormal (in \mathbb{R}^2) to the overstrand points to the ‘under’ double circle crossing, as in Figure 9. We continue in this way, adding an edge for each tube in H . When an edge needs to get to the other side of another edge without crossing, a virtual crossing is used. The graph G produced has $2n$ vertices and $n + m$ edges, so its Euler characteristic is $n - m$. The tube of this graph is the same broken surface diagram we began with, so $\text{Tube}(G) = \mathcal{S}$. By construction, G is in n -bridge position. \square

Proposition 3.21. *Suppose \mathcal{S} is a ribbon surface admitting a ribbon presentation (L, H) consisting of n spheres and m tubes. Then \mathcal{S} admits an $(n + 2m; n)$ -bridge trisection.*

Proof. Given (L, H) , first construct a virtual graph G in n -bridge position as in Proposition 3.20. In Figure 9, we illustrate how to obtain a bridge trisection of \mathcal{S} from G . We first obtain a banded unlink diagram of \mathcal{S} in which the unlink is in n -bridge position and there are $2m$ bands so that surgering the unlink along the bands yields an n -component unlink. We perturb once near each band to obtain a banded unlink diagram in $(n + 2m)$ -bridge position. We thus obtain a $(b; (c_1, c_2, c_3))$ -bridge trisection of \mathcal{S} with

$$\begin{aligned} b &= n + 2m, \\ c_1 &= n \quad (\text{the number of unlink components}) \\ c_3 &= n \quad (\text{the number of unlink components after band surgery}), \\ c_2 &= \chi(\mathcal{S}) + b - c_1 - c_3 \\ &= 2(n - m) + (n + 2m) - n - n \\ &= n. \end{aligned}$$

That is, we obtain an $(n + 2m; n)$ -bridge trisection of \mathcal{S} , by [MZ17, Lemma 3.2]. \square

In Subsection 4.4, we will show that by using the construction of Proposition 3.21 on distinct ribbon presentations of the same 2-knot, one can obtain distinct bridge trisections of the same surface, both with minimal parameters.

Definition 3.22. A *ribbon bridge trisection* is any bridge trisection obtained from the construction of Proposition 3.21.

Recall that $t(\mathfrak{T})$ denotes the triple point number of the trisection \mathfrak{T} (cf. Subsection 3.3).

Proposition 3.23. *If \mathfrak{T} is a ribbon bridge trisection, then $t(\mathfrak{T}) = 0$.*

Proof. Let $(\mathbb{D}_1, \mathbb{D}_2, \mathbb{D}_3)$ be a ribbon bridge trisection diagram as obtained in Proposition 3.21. Each unlink diagram $\mathbb{D}_i \cup \overline{\mathbb{D}_{i+1}}$ is either crossingless or can be made crossingless via only RII moves. Thus, $t(\mathfrak{T}) = 0$. \square

4. THE FUNDAMENTAL GROUP, THE PERIPHERAL SUBGROUP, AND QUANDLE COLORINGS

In this section we describe a number of ways to calculate a presentation of the fundamental group of the exterior of a surface-knot from a tri-plane diagram for the surface. We also discuss diagrammatic approaches to Fox colorings and, more generally, quandle colorings of surface-knots, and describe a way to present the peripheral subgroup of a surface-knot. Our approaches give rise to some interesting group-theoretic questions about tri-plane diagrams.

4.1. The fundamental group. Applying van-Kampen's theorem to the exterior of the bridge trisection yields the following cube of pushouts. Let \mathbf{p} denote the set of $2b$ intersections of Σ with \mathcal{S} . The three presentation types of Theorem 4.1 correspond to choosing a group G from the first, second or third column of this cube to express $\pi_1(S^4 \setminus \mathcal{S})$ as a quotient of G .

$$\begin{array}{ccccccc}
 & & \pi_1(H_1 \setminus \mathcal{T}_1) & \longrightarrow & \pi_1(X_1 \setminus \mathcal{D}_1) & & \\
 & \nearrow & & \searrow & & \searrow & \\
 \pi_1(\Sigma \setminus \mathbf{p}) & \longrightarrow & \pi_1(H_2 \setminus \mathcal{T}_2) & & \pi_1(X_3 \setminus \mathcal{D}_3) & \longrightarrow & \pi_1(S^4 \setminus \mathcal{S}) \\
 & \searrow & & \nearrow & & \nearrow & \\
 & & \pi_1(H_3 \setminus \mathcal{T}_3) & \longrightarrow & \pi_1(X_2 \setminus \mathcal{D}_2) & &
 \end{array}$$

Theorem 4.1. *Let \mathbb{D} be a $(b; \mathbf{c})$ -tri-plane diagram for a surface knot $\mathcal{S} \subset S^4$. Then $\pi_1(S^4 \setminus \nu(\mathcal{S}))$ admits a presentation of each of the following types:*

- (1) $2b$ meridional generators and $3b$ Wirtinger relations,
- (2) b meridional generators and $2b$ Wirtinger relations, or
- (3) c_i meridional generators and b Wirtinger relations (for any $i \in \mathbb{Z}_3$).

Moreover, these presentations can be obtained explicitly from \mathbb{D} .

Proof. These presentations can be calculated from a tri-plane diagram by carrying out the following corresponding processes. In all cases, begin by orienting each strand of each tangle. If \mathcal{S} is orientable, then it will be possible (but not necessary) to orient the tangles compatibly in the sense that the three arcs adjacent at each bridge point will be all oriented away from or all oriented toward the bridge point (see Lemma 2.1 from [MTZ20]). The basepoint q of all of these presentations lies in the bridge sphere (away from \mathcal{S}) so that it is *above* the tri-plane onto which \mathcal{S} is projected to give \mathbb{D} . To choose curves

from the basepoint about a meridian of \mathcal{S} depicted in a tangle \mathbb{D}_i of \mathbb{D} , we choose an arc η in \mathcal{S} from the basepoint to that meridian whose projection to \mathbb{D}_i has only over crossings. Note that when η is projected to \mathbb{D}_{i+1} or \mathbb{D}_{i-1} , its projection will also only have over crossings, so this choice may be made consistently.

- (1) Assign labels $\{x_i\}_{i=1}^{2b}$ to the $2b$ common bridge points of the tangle diagrams \mathbb{D}_i . These labels will represent the meridional generators in our presentation. For each arc adjacent to the bridge point labeled x_i , extend the label over the arc as x_i if the arc is oriented away from the bridge point, and extend the label over the arc as \bar{x}_i if the arc is oriented toward the bridge point. Now, percolate the labels throughout each tangle diagram by applying the Wirtinger algorithm at each crossing, moving up through the height gradient of each tangle diagram. The $3b$ relations come from the equalities encountered at the $3b$ arcs containing maximum points of the tangle diagrams.
- (2) Assign labels $\{x_i\}_{i=1}^b$ to the b arcs containing maximum points of one of the three tangle diagrams \mathbb{D}_i . Percolate the labels throughout the tangle diagram by applying the Wirtinger algorithm at each crossing, moving down through the height gradient of the tangle diagram. After finding labels for the $2b$ bridge points, and equating these with the meridians to the bridge points in the other two tangle diagrams, percolate upwards in these diagrams, eventually obtaining $2b$ relations when these arcs join together at their maxima. Here, the orientations of the arcs are important: If w and w' are two words labeling two arcs that meet at a bridge point, the resulting relation is $w' = w$ if the orientations of the two arcs agree (are both outward or inward) at the bridge point, and the resulting relation is $w' = \bar{w}$ if the orientations disagree.
- (3) First, apply tri-plane moves to remove the crossings from the tangle diagrams \mathbb{D}_i and \mathbb{D}_{i+1} for some fixed $i \in \mathbb{Z}_3$. This is possible because $\widehat{\mathbb{D}}_i = \mathbb{D}_i \cup \overline{\mathbb{D}}_{i+1}$ is a diagram for a c_i -component unlink, and unlinks admit unique bridge splittings at each level of complexity (i.e., based on the number of bridges of each component) [NO85, Ota82]. Assign labels $\{x_i\}_{i=1}^{c_i}$ to the c_i components of the unlink diagram \mathbb{D}_i . (Here, it is best to orient the strands of $\widehat{\mathbb{D}}_i$ coherently.) This induces labels at the $2b$ common bridge points. Percolate the labels throughout \mathbb{D}_{i+2} by applying the Wirtinger algorithm at each crossing, moving up through the height gradient of the tangle diagram. The b relations come from the equalities encountered at the arcs containing the b maximum points of the tangle diagram.

We now describe why the processes given above work to calculate $\pi_1(S^4 \setminus \nu(\mathcal{S}))$. Let $X = (H_1 \cup H_2 \cup H_3) \setminus \nu(\mathcal{T}_1 \cup \mathcal{T}_2 \cup \mathcal{T}_3)$. Let q be a point in $\Sigma \setminus \nu\mathcal{T}_i$. It should be clear the Wirtinger algorithms outlined calculate the group $\pi_1(X, q)$. However, we have that $\pi_1(X, q) \cong \pi_1(S^4 \setminus \nu(\mathcal{S}))$, since $S^4 \setminus \nu(\mathcal{S})$ is built from $X \times I$ by attaching only (4-dimensional) 3-handles and 4-handles. \square

Remarks 4.2. Presentation (3) is strengthened in Proposition 4.5 of [MZ17] to a presentation with c_i generators and $b - c_j$ relations, for any distinct $i, j \in \mathbb{Z}_3$. This is optimal from the perspective of group deficiency, and shows that the deficiency of $\pi_1(S^4 \setminus \nu(\mathcal{S}))$ is at least $c_i + c_j - b$.

4.2. The peripheral subgroup. Once the Wirtinger algorithm has been completed, it is simple to write down the generators of a peripheral subgroup of \mathcal{S} in terms of these Wirtinger generators for $\pi_1(S^4 \setminus \mathcal{S})$. The inclusion $\partial\nu\mathcal{S} \hookrightarrow S^4 \setminus \nu\mathcal{S}$ induces a homomorphism $\pi_1(\partial\nu\mathcal{S}) \rightarrow \pi_1(S^4 \setminus \nu\mathcal{S})$, unique up to a choice of meridian. The image of this homomorphism is the *peripheral subgroup* of \mathcal{S} , whenever \mathcal{S} is connected. See [KK94] for some background on the peripheral subgroups of knotted tori. If \mathcal{S} has more than one component, we can still consider the image of the induced map from the boundary of a tubular neighborhood of one component of \mathcal{S} into the exterior of \mathcal{S} .

The procedure is as follows, for connected \mathcal{S} .

Step 1: Choose a basepoint y for $\pi_1(\mathcal{S})$ to be one of the bridge points, where a tangle arc meets the bridge sphere, call the meridian to this arc μ . There is an arc η from the basepoint q of $\pi_1(S^4 \setminus \mathcal{S})$ to y lying on the bridge sphere.

Step 2: Choose a generating set $\gamma_1, \dots, \gamma_n$ for $\pi_1(\mathcal{S}, y)$ so that each γ_i is a union of tangle arcs. Write each of the generators as a word in the Wirtinger labels (traverse the curve once, starting at y).

Step 3: Push each γ_i off \mathcal{S} (using the arc η from y to q), then add a multiple of μ to arrange for each push-off to be nullhomologous in the complement of \mathcal{S} . Push η off with the curve, so that the curve is a based loop γ'_i in S^4 .

Lemma 4.3. *The subgroup $\langle \mu, \gamma'_1, \dots, \gamma'_n \rangle$ of $\pi_1(S^4 \setminus \nu\mathcal{S})$ is the peripheral subgroup of \mathcal{S} .*

Proof. This follows essentially from the definition of peripheral subgroup; note that if x is pushed along η to lie in $\partial(\nu(\mathcal{S}))$, then $\pi_1(\partial(\nu(\mathcal{S})), x) = \langle \mu, \gamma'_1, \dots, \gamma'_n \rangle$. \square

Once the generating set is established, one could use Schreier's lemma to get a presentation for the peripheral subgroup.

Example 4.1. In Figure 10, we draw a tri-plane diagram of a link $\mathcal{L} = P_1 \sqcup P_2$ of two unknotted projective planes; here $b = 4$ and $c_i = 2$ for all $i \in \mathbb{Z}_3$. Taken in isolation, the surfaces P_1 and P_2 are the unknotted projective planes P_+ and P_- , respectively. Since the union of the first two tangle diagrams has no crossings, we find a presentation of $\pi_1(S^4 \setminus \mathcal{L})$ as in Theorem 4.1(3). We implicitly add the relations corresponding to the trivial tangles in \mathbb{D}_1 and \mathbb{D}_2 to see that the leftmost meridians in \mathbb{D}_3 correspond to the same generator (up to orientation), as do the rightmost. Then we apply the Wirtinger algorithm to \mathbb{D}_3 to obtain a relation for each of the four maxima. One relation corresponding to each of P_1 and P_2 is redundant, so we are left with the final presentation

$$\begin{aligned} \pi_1(S^4 \setminus L) &= \langle a, b \mid \bar{b}aba = \bar{a}bab = 1 \rangle \\ &= \langle a, b \mid a^2\bar{b}^2 = \bar{a}bab = 1 \rangle \\ &\cong Q_8 \quad (a \mapsto i, b \mapsto j) \end{aligned}$$

We indicate the generator of $\pi_1(P_1)$ in bold/purple in Figure 10. Since the bold strand has a single undercrossing in the diagram, we add a canceling undercrossing to indicate a parallel copy of this curve (taking the basepoint to lie in $\partial(\nu(P_1))$ that is nullhomologous in $S^4 \setminus P_1$). This parallel copy represents b in $\pi_1(S^4 \setminus \mathcal{L})$. We conclude that the peripheral subgroup of P_1 in $S^4 \setminus \nu(L)$ is generated by the meridian a and this parallel curve b ; hence is isomorphic to Q_8 . (By symmetry, so is the peripheral subgroup of P_2 .)

As a consequence, since the peripheral subgroup of each P_i is not \mathbb{Z}_2 , the link \mathcal{L} cannot factor as $P_{\pm} \# \mathcal{L}'$ for any link \mathcal{L}' of a 2-sphere and an $\mathbb{R}\mathbb{P}^2$. This implies that the analog of the *Kinoshita conjecture* (that every projective plane in S^4 factors as the connected sum of P_{\pm} and a knotted 2-sphere) is false for multiple component links. This example was first noted by Yoshikawa [Yos94].

In Figure 11, we generalize \mathcal{L} to an infinite family $\{\mathcal{L}_n = P_1^n \sqcup P_2^n\}_{n>0}$ of 2-component links of projective planes. Repeating the same procedure, we find a presentation

$$\begin{aligned} \pi_1(S^4 \setminus \mathcal{L}_n) &= \langle a, b \mid \bar{b}(\bar{a}\bar{b})^{n-1}a(ba)^n = \bar{a}(\bar{b}\bar{a})^{n-1}b(ab)^n = 1 \rangle \\ &= \langle a, b \mid (\bar{a}\bar{b})^{n-1}a(ba)^n = a^2b^2 = 1 \rangle \\ &= \langle a, c \mid c = a\bar{c}\bar{a}, c^n = \bar{a}c^n\bar{a} \rangle \quad (c = ab) \\ &= \langle a, c \mid c = a\bar{c}\bar{a}, \bar{a}^2 = c^{2n} \rangle \cong Q_{8n}, \end{aligned}$$

where Q_{8n} is the generalized quaternion group of order $8n$.

The peripheral subgroup of P_1^n inside $S^4 \setminus \nu(\mathcal{L}_n)$ is generated by a and

$$b(ab)^{n-1} = a^{-1}c^n,$$

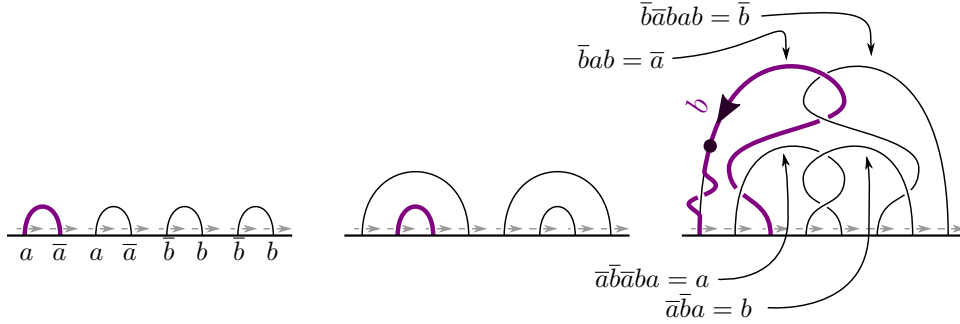


FIGURE 10. A tri-plane diagram of $L = P_1 \sqcup P_2$ as in Example 4.1. We illustrate the process of obtaining a presentation of $\pi_1(S^4 \setminus L)$. Near each bridge point, we draw arrows indicating an oriented meridian (which are labelled in the leftmost tangle diagram). In purple/bold, we indicate a generator of $\pi_1(P_1)$. Taking the basepoint to lie in $\partial(\nu(P_1))$, we follow the purple curve, passing under strands in the three twice via oriented meridians a, b (in order). We push the curve off P_1 , choosing framing so that the resulting curve does not link P_1 . In this diagram, this yields the twist of the purple curve suggested in the rightmost piece of the tri-plane; this yields a curve representing $\bar{a}ab = b$ in $\pi_1(S^4 \setminus L)$.

so the peripheral subgroup of P_1^n is generated by a and c^n and hence is isomorphic to Q_8 for all n . (Similarly, the peripheral subgroup of P_2^n in $\pi_1(S^4 \setminus \mathcal{L}_n)$ is isomorphic to Q_8 .)

4.3. Fox colorings and quandle colorings. As in the classical Wirtinger algorithm, connected arcs of a diagram correspond to the same meridian of the knot group. Therefore, coloring the strands of a bridge trisection diagram with “colors” $0, 1, \dots, p-1$ in such a way that at any crossing with overstrand y and understrands x and z satisfies $c(x) + c(z) \cong 2c(y) \pmod{p}$, and so that the colors assigned to the points on the bridge sphere are the same in all three tangles encodes a Fox p -coloring of K . This has been observed in [CK17], and the connection with 3-fold covers is studied in [BCKM19].

The fundamental quandle $Q(S)$ of a knotted surface \mathcal{S} in S^4 can be defined as the meridians of its knot group, under the new operation of conjugation. In other words, we define $x * y := y^{-1}xy$. A presentation for the fundamental quandle is then obtained from the Wirtinger algorithm via this translation, and quandle colorings can be drawn diagrammatically on a tri-plane diagram as well. This has been studied in [ST20], where the closely related kei colorings

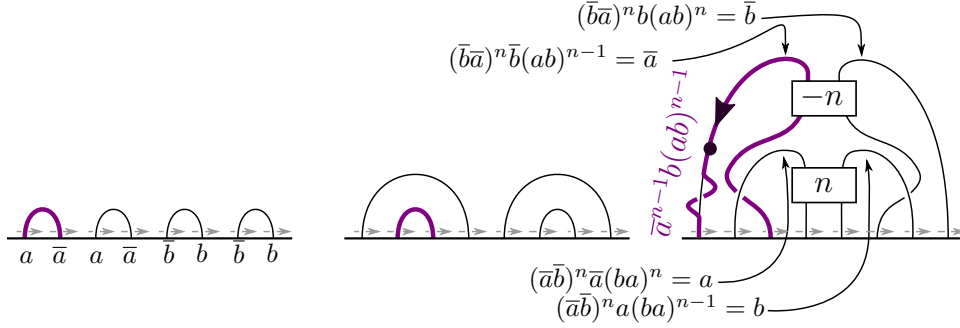


FIGURE 11. A tri-plane diagram of $L_n = P_1^n \sqcup P_2^n$ as in Example 4.1. We illustrate the process of obtaining a presentation of $\pi_1(S^4 \setminus L_n)$. In purple/bold, we indicate a generator of $\pi_1(P_1^n)$. Near each bridge point, we draw arrows indicating an oriented meridian (which are labelled in the leftmost tangle diagram). Taking the basepoint to lie in $\partial(\nu(P_1^n))$, a parallel copy of this curve represents $\bar{a}^{n-1}b(ab)^{n-1}$.

are used to give examples of knotted nonorientable surfaces with arbitrary bridge number.

4.4. The Nielsen invariant of a bridge trisection. In this subsection we use Nielsen equivalence to distinguish certain ribbon bridge trisections of isotopic surfaces. Yasuda used Nielsen equivalence to distinguish ribbon presentations of the same 2-knot in [Yas92]. Here we show that bridge trisectioning those same ribbon presentations yields non-isotopic bridge trisections. Nielsen equivalence was also used by Islambouli to find inequivalent trisections of a closed 4-manifold of the same parameters [Isl21].

Let $\mathcal{G} = (g_1, \dots, g_n)$ and $\mathcal{H} = (h_1, \dots, h_n)$ be two ordered lists of elements of a group G such that each of the sets $\{g_1, \dots, g_n\}$ and $\{h_1, \dots, h_n\}$ generate G . If \mathcal{H} can be obtained from \mathcal{G} by a sequence of permutations, inverting elements, and replacing a generator h_i with $h_i \cdot h_j$, $i \neq j$, then \mathcal{G} and \mathcal{H} are said to be *Nielsen equivalent*. Equivalently, if one thinks of G and H as constructed from F_n , the free group of rank n , as a quotient by normal subgroups $N_{\mathcal{G}}$ and $N_{\mathcal{H}}$, then \mathcal{G} and \mathcal{H} are Nielsen equivalent if and only if there is an automorphism ϕ of F_n such that $\phi(G_i) = H_i$ for each i , where $G_i, H_i \in F_n$ such that $G_i \bmod N_{\mathcal{G}} = g_i$ and $H_i \bmod N_{\mathcal{H}} = h_i$.

Let \mathfrak{T} be a bridge trisection and let $X_i = B^4 \setminus \nu\mathcal{D}_i$ be the exterior of one of the trivial disk systems. Note that $B^4 \setminus \nu\mathcal{D}_i \cong \natural^c S^1 \times B^3$ is a 4-dimensional 1-handlebody. Choose any spine of X_i and corresponding generators (x_1, \dots, x_{c_i}) . The *Nielsen class* of X_i is defined to be the Nielsen class

of such a spine (x_1, \dots, x_{c_i}) , denoted $\mathcal{N}(X_i)$. This is well-defined because any two spines are related by Nielsen transformations [Isl21]. Note that one can arrange that these generators x_i are meridian elements for the trivial disk system, one for each component. Let $\phi_i : \pi_1(B^4 \setminus \nu\mathcal{D}_i) \rightarrow \pi_1(S^4 \setminus \nu\mathcal{S})$ be the (surjective) homomorphism induced by inclusion.

Definition 4.4. Given a bridge trisection \mathfrak{T} with disk system exteriors $X_i = B^4 \setminus \nu\mathcal{D}_i$, let $\phi_i(\mathcal{N}(X_i))$ be the Nielsen class of $\pi_1(S^4 \setminus \nu\mathcal{S})$ induced by ϕ_i . Then to the bridge trisection \mathfrak{T} we associate the ordered triple of Nielsen classes $\mathcal{N}(\mathfrak{T}) = (\phi_1(\mathcal{N}(X_1)), \phi_2(\mathcal{N}(X_2)), \phi_3(\mathcal{N}(X_3)))$, which we call the **Nielsen invariant of \mathfrak{T}** .

To compute the Nielsen invariant of a bridge trisection \mathfrak{T} , first compute a presentation for $\pi_1(B^4 \setminus \nu\mathbb{D}_i)$. Then perform Reidemeister moves to obtain a crossingless unlink diagram, with generators expressed in terms of $\pi_1(B^4 \setminus \nu\mathbb{D}_i)$. Let g_1, \dots, g_c denote one meridian for each component of this diagram. These are meridians to the minima of the disks, and hence form a spine of X_i . Then take (g_1, \dots, g_c) as the Nielsen class of this disk system, and $\phi_i(\mathcal{N}(X_i) = (\phi_i(g_1), \dots, \phi_i(g_c))$.

Proposition 4.5. *Let \mathfrak{T} and \mathfrak{T}' be bridge trisections. If \mathfrak{T} is isotopic to \mathfrak{T}' , then $\mathcal{N}(\mathfrak{T}) = \mathcal{N}(\mathfrak{T}')$.*

Proof. If \mathfrak{T} is isotopic to \mathfrak{T}' , then there is an isotopy of S^4 taking each 4–ball-disk system (B^4, \mathcal{D}_i) of \mathfrak{T} to the corresponding pieces (B^4, \mathcal{D}'_i) of \mathfrak{T}' . Therefore, for each i , a spine of $X_i = B^4 \setminus \nu\mathcal{D}_i$ is isotopic to a spine of $X_i = B^4 \setminus \nu\mathcal{D}'_i$. As proven in [Isl21], this implies the two spines are related by edge slides and orientation reversals, and hence their induced Nielsen classes are equivalent. \square

A ribbon presentation \mathfrak{R} induces a Wirtinger presentation for the knot group of the ribbon surface, with generating set a meridian for each component of the unlink $L = L_1 \cup \dots \cup L_n$ and one Wirtinger relation describing the linking of each tube with the unlink components. The induced Nielsen class $\mathcal{N}(\mathfrak{R}) = (\mu_1, \dots, \mu_n)$ consists of these meridional generators.

Proposition 4.6. *Let \mathfrak{R} be a ribbon presentation of an orientable ribbon surface \mathcal{S} , with induced Nielsen class $\mathcal{N}(\mathfrak{R})$. Let \mathfrak{T} be a bridge trisection of \mathcal{S} induced by \mathfrak{R} . Then $\mathcal{N}(\mathfrak{T}) = (\mathcal{N}(\mathfrak{R}), \mathcal{N}(\mathfrak{R}), \mathcal{N}(\mathfrak{R}))$.*

Proof. Let \mathfrak{T} be a bridge trisection of \mathcal{S} induced by \mathfrak{R} , via a virtual graph G as in Section 3.4 (in particular, refer to Figure 9). Let g_1, \dots, g_n denote meridians to the maxima of the unlink diagram $\mathbb{D}_1 \cup \overline{\mathbb{D}}_2$, one for each vertical edge. Note

that these form a spine for X_1 , since we can isotope the diagram using the height function (pull the descending fingers back up to the top) to obtain a crossingless unlink diagram generated by $g_1 \dots, g_n$: $\mathcal{N}(X_1) = (g_1, \dots, g_n)$. Similarly, for the unlink diagram $\mathbb{D}_3 \cup \overline{\mathbb{D}}_1$, we take meridians k_i to the minima, one for each vertical edge, and these form a spine by the same argument upside-down, thus $\mathcal{N}(X_3) = (k_1, \dots, k_n)$. Lastly, notice that the unlink diagram $\mathbb{D}_2 \cup \overline{\mathbb{D}}_3$ is crossingless, and has one component for each of the vertical edges. Taking meridians h_1, \dots, h_n to these components yields $\mathcal{N}(X_2) = (h_1, \dots, h_n)$.

The proof is complete once we recognize that $\phi_1(g_i) = \phi_2(h_i) = \phi_3(k_i) = \mu_i$, for then $\phi_i(\mathcal{N}(X_i)) = \mathcal{N}(\mathfrak{R})$. This is the case because the vertical edges in the virtual graph correspond to the unlink components L_i , so the above-specified meridians are indeed meridians to the 2-spheres L_i . \square

Corollary 4.7. *Let \mathfrak{R} and \mathfrak{R}' be two ribbon presentations of an orientable ribbon surface \mathcal{S} , with induced Nielsen classes $\mathcal{N}(\mathfrak{R})$ and $\mathcal{N}(\mathfrak{R}')$, and induced bridge trisections \mathfrak{T} and \mathfrak{T}' . If \mathfrak{T} is isotopic to \mathfrak{T}' , then $\mathcal{N}(\mathfrak{R}) = \mathcal{N}(\mathfrak{R}')$.*

Remark 4.8. Recall the Schubert notation for a 2-bridge knot: let α, β be coprime integers with $\alpha > 0$, β odd, and $-\alpha < \beta < \alpha$. Schubert proved that the 2-bridge knot $S(\alpha, \beta)$ is equivalent to $S(\alpha^*, \beta^*)$ if and only if $\alpha = \alpha^*$ and $\beta = \beta^*$ or $\beta\beta^* \equiv 1 \pmod{2\alpha}$ [Sch56]. The Schubert notation indicates a particular bridge splitting of the knot $S(\alpha, \beta)$ with two minima. Taking meridians to the minima as generators, this induces a specific Nielsen class for the knot group $\pi_1(S^3 \setminus S(\alpha, \beta))$. Füncke proved that if $\beta\beta^* \equiv 1 \pmod{2\alpha}$ and $\beta \neq \pm\beta^*$, then the induced Nielsen classes are inequivalent [Fun75]. Yasuda observed that spinning the knot $S(\alpha, \beta)$ by puncturing the knot at one of the maxima induces a ribbon presentation for $\text{Spin}(S(\alpha, \beta))$ with spheres corresponding to the minima and a tube corresponding to the remaining maximum [Yas92]. Thus the Nielsen class induced by this ribbon presentation is the same as the one induced by the embedding of the original 2-bridge knot, yielding distinct ribbon presentations of the same spun 2-knots. The above corollary says that the bridge trisections induced by these ribbon presentations are also distinct.

Corollary 4.9. *There exist infinitely many ribbon 2-knots with pairs of bridge trisections \mathfrak{T} and \mathfrak{T}' , both induced by ribbon presentations, which are non-isotopic as bridge trisections.*

Example 4.2. As pointed out in [Yas92], $S(7, -3)$ and $S(7, -5)$ both present the knot 5_2 ; thus the ribbon presentations induced by spinning these bridge splittings, as well as the induced bridge trisections are distinct.

Stabilizing a surface by a trivial 1-handle stabilization does not change the group of its complement. If it is represented by a ribbon presentation, then it

also does not change the induced Nielsen class. Thus by taking the connected sum of the above examples and any number of copies of the 3-bridge trisection of the unknotted torus, we obtain infinitely many pairs of orientable surface knots of any genus with inequivalent bridge trisections.

Question 4.10. *If two ribbon presentations of a surface-knot are equivalent, must the bridge trisections induced by these ribbon presentations be isotopic?*

Question 4.11. *The three Nielsen classes induced by a ribbon bridge trisection are all equal. Does there exist a bridge trisection \mathfrak{T} whose Nielsen invariant contains distinct Nielsen classes?*

REFERENCES

- [Ban81] Thomas F. Banchoff, *Double tangency theorems for pairs of submanifolds*, Geometry Symposium, Utrecht 1980 (Utrecht, 1980), Lecture Notes in Math., vol. 894, Springer, Berlin-New York, 1981, pp. 26–48. MR 655418
- [BCKM19] Ryan Blair, Patricia Cahn, Alexandra Kjachukova, and Jeffrey Meier, *A note on three-fold branched covers of S^4* , arXiv:1909.11788, *Submitted for publication*, Sep 2019.
- [CK17] P. Cahn and A. Kjachukova, *Singular branched covers of four-manifolds*, arXiv:1710.11562, October 2017.
- [CS98] J. Scott Carter and Masahico Saito, *Knotted surfaces and their diagrams*, Mathematical Surveys and Monographs, vol. 55, American Mathematical Society, Providence, RI, 1998. MR 1487374
- [Fun75] Klaus Funke, *Nicht frei äquivalente Darstellungen von Knotengruppen mit einer definierierenden Relation*, Math. Z. **141** (1975), 205–217. MR 372044
- [GK16] David Gay and Robion Kirby, *Trisecting 4-manifolds*, Geom. Topol. **20** (2016), no. 6, 3097–3132. MR 3590351
- [GL78] C. McA. Gordon and R. A. Litherland, *On the signature of a link*, Invent. Math. **47** (1978), no. 1, 53–69. MR 500905
- [Isl21] Gabriel Islambouli, *Nielsen equivalence and trisections*, Geom. Dedicata **214** (2021), 303–317. MR 4308281
- [Kam89] Seiichi Kamada, *Nonorientable surfaces in 4-space*, Osaka J. Math. **26** (1989), no. 2, 367–385. MR 1017592
- [KFM08] Louis H. Kauffman and João Faria Martins, *Invariants of welded virtual knots via crossed module invariants of knotted surfaces*, Compos. Math. **144** (2008), no. 4, 1046–1080. MR 2441256
- [KK94] Taizo Kanenobu and Ken-ichiro Kazama, *The peripheral subgroup and the second homology of the group of a knotted torus in S^4* , Osaka J. Math. **31** (1994), no. 4, 907–921. MR 1315012
- [KSS82] Akio Kawauchi, Tetsuo Shibuya, and Shin'ichi Suzuki, *Descriptions on surfaces in four-space. I. Normal forms*, Math. Sem. Notes Kobe Univ. **10** (1982), no. 1, 75–125. MR 672939
- [Lit79] R. A. Litherland, *Deforming twist-spun knots*, Trans. Amer. Math. Soc. **250** (1979), 311–331. MR 530058

- [Liv82] Charles Livingston, *Surfaces bounding the unlink*, Michigan Math. J. **29** (1982), no. 3, 289–298. MR 674282
- [Mas69] W. S. Massey, *Proof of a conjecture of Whitney*, Pacific J. Math. **31** (1969), 143–156. MR 0250331 (40 #3570)
- [MTZ20] Jeffrey Meier, Abigail Thompson, and Alexander Zupan, *Cubic graphs induced by bridge trisections*, to appear in Math. Res. Letters, available at arXiv:2007.07280, July 2020.
- [MZ17] Jeffrey Meier and Alexander Zupan, *Bridge trisections of knotted surfaces in S^4* , Trans. Amer. Math. Soc. **369** (2017), no. 10, 7343–7386. MR 3683111
- [MZ18] ———, *Bridge trisections of knotted surfaces in 4-manifolds*, Proceedings of the National Academy of Sciences **115** (2018), no. 43, 10880–10886.
- [NO85] Seiya Negami and Kazuo Okita, *The splittability and triviality of 3-bridge links*, Trans. Amer. Math. Soc. **289** (1985), no. 1, 253–280. MR 779063
- [Ota82] Jean-Pierre Otal, *Présentations en ponts du nœud trivial*, C. R. Acad. Sci. Paris Sér. I Math. **294** (1982), no. 16, 553–556. MR 679942 (84a:57006)
- [Sat00] Shin Satoh, *Virtual knot presentation of ribbon torus-knots*, J. Knot Theory Ramifications **9** (2000), no. 4, 531–542. MR 1758871
- [Sch56] Horst Schubert, *Knoten mit zwei Brücken*, Math. Z. **65** (1956), 133–170. MR 82104
- [ST20] Kouki Sato and Kokoro Tanaka, *The bridge number of surface links and kei colorings*, arXiv:2004.07056, April 2020.
- [Vir84] O. Ya. Viro, *The signature of a branched covering*, Mat. Zametki **36** (1984), no. 4, 549–557. MR 771233
- [Wal69] C. T. C. Wall, *Non-additivity of the signature*, Invent. Math. **7** (1969), 269–274. MR 246311
- [Yaj62] Takeshi Yajima, *On the fundamental groups of knotted 2-manifolds in the 4-space*, J. Math. Osaka City Univ. **13** (1962), 63–71. MR 151960
- [Yas92] Tomoyuki Yasuda, *Ribbon knots with two ribbon types*, J. Knot Theory Ramifications **1** (1992), no. 4, 477–482. MR 1195000
- [Yos94] Katsuyuki Yoshikawa, *An enumeration of surfaces in four-space*, Osaka J. Math. **31** (1994), no. 3, 497–522. MR 1309400

DEPARTMENT OF MATHEMATICS, RICE UNIVERSITY, HOUSTON, TX, USA
Email address: `jason.joseph@rice.edu`

DEPARTMENT OF MATHEMATICS, WESTERN WASHINGTON UNIVERSITY, BELLINGHAM, WA, USA
Email address: `jeffrey.meier@wwu.edu`

DEPARTMENT OF MATHEMATICS, STANFORD UNIVERSITY, STANFORD, CA, USA
Email address: `maggie.miller.math@gmail.com`

DEPARTMENT OF MATHEMATICS, UNIVERSITY OF NEBRASKA-LINCOLN, LINCOLN, NE, USA
Email address: `zupan@unl.edu`