

New deuterated species in TMC-1: Detection of CH₂DC₄H with the QUIJOTE line survey [★]

C. Cabezas¹, R. Fuentetaja¹, E. Roueff², M. Agúndez¹, B. Tercero^{3,4}, N. Marcelino^{3,4}, J. R. Pardo¹, P. de Vicente³ and J. Cernicharo¹

¹ Grupo de Astrofísica Molecular, Instituto de Física Fundamental (IFF-CSIC), C/ Serrano 121, 28006 Madrid, Spain. e-mail: carlos.cabezas@csic.es; jose.cernicharo@csic.es

² LERMA, Observatoire de Paris, PSL Research University, CNRS, Sorbonne Universités, 92190 Meudon, France

³ Observatorio Astronómico Nacional (IGN), C/ Alfonso XII, 3, 28014, Madrid, Spain.

⁴ Centro de Desarrollos Tecnológicos, Observatorio de Yebes (IGN), 19141 Yebes, Guadalajara, Spain.

Received; accepted

ABSTRACT

We report the first detection in space of the single deuterated isotopologue of methyl diacetylene, CH₂DC₄H. A total of 12 rotational transitions, with $J = 8-12$ and $K_a = 0$ and 1, were identified for this species in TMC-1 in the 31.0-50.4 GHz range using the Yebes 40m radio telescope. The observed frequencies allowed us to obtain, for the first time, the spectroscopic parameters of this deuterated isotopologue. We derived a column density of $(5.5 \pm 0.2) \times 10^{11} \text{ cm}^{-2}$. The abundance ratio between CH₃C₄H and CH₂DC₄H is 24 ± 2 . This ratio is similar to that found for the CH₃C₃N/CH₂DC₃N analogue system, which is 22 ± 2 . We did not detect the deuterated species CH₃C₄D, which has already been observed in laboratory experiments. The detection of deuterated CH₃C₄H allows us to extend the discussion on the chemical mechanisms of deuterium fractionation at work in TMC-1 using a new gas-phase chemical model with multiply deuterated molecules. Introducing a possible deuterium exchange reaction between CH₃CCH and atomic deuterium allows us to account for the CH₃C₄H/CH₂DC₄H abundance ratio.

Key words. Astrochemistry — ISM: molecules — ISM: individual (TMC-1) — line: identification — molecular data

1. Introduction

Studies of deuterium fractionation provide insight into the chemical reaction mechanisms that occur both in the gas phase and on the surfaces of dust particles. Deuterium fractionation also may provide us with sensitive probes for the early stages of protostellar evolution. It is therefore important not only to discover the degree of molecular deuteration possible in specific interstellar species, but also to determine this as a function of the environment. Deuterium fractionation is understood to be a very efficient process responsible for the extremely high D/H ratios found for interstellar molecules such as HDCS (Marcelino et al., 2005) and CH₂DOH (Parise et al., 2006). Moreover, it allows multiple deuteration for abundant molecules containing more than one hydrogen atom (Agúndez et al. 2021a and references therein).

Very sensitive broadband line surveys of astronomical sources have helped to increase the number of new molecular identifications in the last years, because weak lines arising from low-abundance species and from low-dipole moment species can now be easily detected (Agúndez et al., 2021b; Cernicharo et al., 2021a; Cabezas et al., 2021a,b). The downside of this high sensitivity is the large number of new lines that appear in the survey. Deuterated isotopologues of abundant interstellar molecules significantly contribute to these new spectral features. Considering all the information mentioned above, the astronomical identification of these isotopologues is of the utmost importance, not only

to gain knowledge on their molecular formation pathways or on how deuterium fractionation works, but also to assign unidentified features in line surveys.

Several single deuterated isotopologues of species such as H₃CN, CH₃CCH, *c*-C₃H₂, C₄H, H₂C₄, H₂CCN, HC₃N, and HC₅N (Cabezas et al., 2021c) have been detected in TMC-1 using the on going QUIJOTE¹ line survey (Cernicharo et al., 2021b). As part of the QUIJOTE line survey, we also identified the single deuterated isotopologues HDCCN (Cabezas et al., 2021c) and CH₂DC₃N (Cabezas et al., 2021d) in TMC-1. The identification of HDCCN in TMC-1 is supported by the observation of the rotational spectrum of that species, while that for CH₂DC₃N is based on quantum chemical calculations.

In our previous work on the CH₂DC₃N observation (Cabezas et al., 2021d), we searched for the spectral signatures of the deuterated species of methyl diacetylene (CH₃C₄H). This molecule was discovered in TMC-1 by Walmsley et al. (1984) and it has been found to be 7.5 times more abundant than CH₃C₃N (Marcelino et al., 2021; Cernicharo et al., 2021c). We followed the same strategy used for CH₂DC₃N to predict the transition frequencies of CH₂DC₄H. We found only two lines at the predicted transition frequencies, but no other lines predicted in the frequency range of the line survey were observed. We derived a 3σ upper limit to its column density of $3.7 \times 10^{11} \text{ cm}^{-2}$. Here we report the identification of spectral lines of the deuterated species CH₂DC₄H in TMC-1, based on our previous *ab initio* calculations and on a wider spectral search. The ob-

[★] Based on observations carried out with the Yebes 40m telescope (projects 19A003, 20A014, 20D023, and 21A011). The 40m radiotelescope at Yebes Observatory is operated by the Spanish Geographic Institute (IGN, Ministerio de Transportes, Movilidad y Agenda Urbana).

¹ Q-band Ultrasensitive Inspection Journey to the Obscure TMC-1 Environment

Table 1. Observationally derived and theoretical spectroscopic parameters (in MHz) for CH₂DC₄H.

Constant	Space ^a	Ab initio ^b
<i>A</i>	120899.40 ^c	120899.40
<i>B</i>	1965.90898(101)	1965.96
<i>C</i>	1958.01640(129)	1958.41
Δ_J	1.001(42)10 ⁻⁴	-
Δ_{JK}	1.175(46)10 ⁻²	-
<i>rms</i> ^d	12.2	-
J_{min}/J_{max}	8/12	-
K_{min}/K_{max}	0/1	-
<i>N</i> ^e	12	-

Notes. ^(a) Fit to the lines of CH₂DC₄H observed in TMC-1. ^(b) CCSD/cc-pVTZ level of theory. Scaled values using CH₃C₄H as a reference. See text. ^(c) Fixed to the calculated value. ^(d) The standard deviation of the fit in kHz. ^(e) Number of lines included in the fit.

served deuterium fractions are compared to an extended chemical model including the related deuterated compounds.

2. Observations

The data presented in this work are part of the QUIJOTE spectral line survey in the Q band towards TMC-1 ($\alpha_{J2000} = 4^{\text{h}}41^{\text{m}}41.9^{\text{s}}$ and $\delta_{J2000} = +25^{\circ}41'27.0''$), which was performed at the Yebes 40m radio telescope during various observing sessions between November 2019 and April 2021. A detailed description of the QUIJOTE line survey is provided in Cernicharo et al. (2021b). All observations were carried out using the frequency switching technique, with a frequency throw of 10 MHz during the two first observing runs and of 8 MHz in the later ones. This observing mode provides a noise level $\sqrt{2}$ times lower than the unfolded data, but on the other hand it produces negative spectral features at ± 10 MHz or ± 8 MHz of each rotational transition. These negative features can be easily identified because of their symmetric displacement by exactly the frequency throw. The selected temperature scale is T_A^* . The T_{MB} can be easily obtained by dividing the observed T_A^* by the beam efficiency. Values of η_{MB} have been provided by Tercero et al. (2021). Furthermore, T_A^* was calibrated using two absorbers at different temperatures and the atmospheric transmission model (ATM; Cernicharo 1985; Pardo et al. 2001).

Different frequency coverages were observed, 31.08-49.52 GHz and 31.98-50.42 GHz, which permitted us to check that no spurious ghosts were produced in the down-conversion chain in which the signal coming from the receiver was downconverted to 1-19.5 GHz, and then split into eight bands with a coverage of 2.5 GHz, each of which were analysed by the Fast Fourier Transform spectrometers. Calibration uncertainties were adopted to be 10 % based on the observed repeatability of the line intensities between different observing runs. All data were analysed using the GILDAS package².

3. Results

In a previous work, we reported the identification of the CH₂DC₃N species (Cabezas et al., 2021d). Among the forest of the unidentified lines in our QUIJOTE line survey, we found a series of five lines with a harmonic relation between them and two additional series of lines at higher and lower frequencies from

Table 2. Observed line parameters for CH₂DC₄H in TMC-1.

$(J_{K_a, K_c})_u - (J_{K_a, K_c})_l$	ν_{obs} ^a (MHz)	$\int T_A^* dv$ ^b (mK km s ⁻¹)	$\Delta\nu$ ^c (km s ⁻¹)	T_A^* (mK)
8 _{0,8} – 7 _{0,7}	31391.195	1.29±0.14	0.69±0.08	1.75±0.15
8 _{1,7} – 7 _{1,6}	31422.580	1.10±0.23	0.87±0.20	1.20±0.13
9 _{1,9} – 8 _{1,8}	35279.316	1.37±0.26	1.03±0.26	1.25±0.12
9 _{0,9} – 8 _{0,8}	35315.051	1.82±0.16	0.78±0.08	2.18±0.13
9 _{1,8} – 8 _{1,7}	35350.328	0.59±0.10	0.64±0.18	0.86±0.12
10 _{1,10} – 9 _{1,9}	39199.138	0.82±0.17	0.56±0.11	1.37±0.15
10 _{1,9} – 9 _{1,8}	39278.077	0.39±0.11	0.52±0.14	0.71±0.11
11 _{1,11} – 10 _{1,10}	43118.976	0.59±0.08	0.39±0.09	1.39±0.13
11 _{0,11} – 10 _{0,10}	43162.660	1.24±0.10	0.48±0.05	2.40±0.16
11 _{1,10} – 10 _{1,9}	43205.812	1.24±0.17	0.93±0.15	1.25±0.15
12 _{1,12} – 11 _{1,11}	47038.786	0.63±0.12	0.47±0.10	1.27±0.19
12 _{0,12} – 11 _{0,11}	47086.391	1.12±0.20	0.80±0.18	1.31±0.20

Notes. ^(a) Observed frequencies towards TMC-1 for which we adopted a ν_{LSR} of 5.83 km s⁻¹ (Cernicharo et al., 2020a). The frequency uncertainty 10 kHz. ^(b) Integrated line intensity in mK km s⁻¹. ^(c) Line width at half intensity derived by fitting a Gaussian function to the observed line profile (in km s⁻¹).

those lines. After discarding other candidates, we assigned those lines to CH₂DC₃N. The assignment was based on the change in the rotational parameters of CH₃C₃N produced by the H–D exchange, which were obtained by ab initio calculations. As mentioned above, we already considered that the rotational transitions of CH₂DC₄H should also be observed in our line survey. As for the CH₃C₃N/CH₂DC₃N system, we performed geometry optimisation calculations for CH₃C₄H and CH₂DC₄H in order to estimate the isotopic shift on the rotational constants for the CH₃C₄H/CH₂DC₄H species. We employed the CCSD/cc-pVTZ level of theory (Cížek, 1969; Dunning, 1989) which reproduces the *B* rotational constant well for CH₃C₄H, 2027.4 MHz versus the experimental value of 2035.74 MHz. The theoretical values for the rotational constants of CH₂DC₄H were then scaled using the experimental/theoretical ratio obtained for CH₃C₄H, and the results are shown in Table 1. Using these rotational constants, we predicted the transition frequencies for CH₂DC₄H and we observed only two lines at those frequencies with intensities of ~ 1 mK in T_A^* . We searched for other lines predicted in the frequency range of the line survey, but we could not observe them. We assumed that the lines for CH₂DC₄H species could not be detected with the sensitivity achieved at that moment.

A deeper inspection of the frequency regions where the CH₂DC₄H lines are predicted reveals the presence of a series of lines that we did not consider in our first analysis. In our previous search, we focussed on two lines with intensities of ~ 1 mK at 31382.4 and 35304.7 MHz that agree well with the predicted frequencies. We incorrectly assigned them to the 8_{0,8}-7_{0,7} and 9_{0,9}-8_{0,8} transitions of CH₂DC₄H since the deviation from predictions were similar to that found for the lines of CH₂DC₃N. The new detected lines corresponding to these transitions appear at higher frequencies, 31391.2 and 35315.0 MHz. Using these two lines as a guide, we also observed another two lines for the $J+1_{0,J+1} \leftarrow J_{0,J}$ series and eight transitions for the $J+1_{1,J+1} \leftarrow J_{1,J}$ and $J+1_{1,J} \leftarrow J_{1,J-1}$ progressions. The rotational transitions 10_{0,10}-9_{0,9} and 12_{1,11}-11_{1,10} were not included in the fit because they were detected below the 3 σ noise level. On the other hand, $K_a=2$ transitions are too weak to be detected with the current sensitivity (see Fig. 1). All the observed lines, shown in Table 2 and Fig. 1, were analysed using an asymmetric rotor Hamiltonian in the FITWAT code (Cernicharo et al., 2018) to derive the rotational and centrifugal distortion constants shown in Table 1. As it can be seen, the predicted values for CH₂DC₄H

² <http://www.iram.fr/IRAMFR/GILDAS>

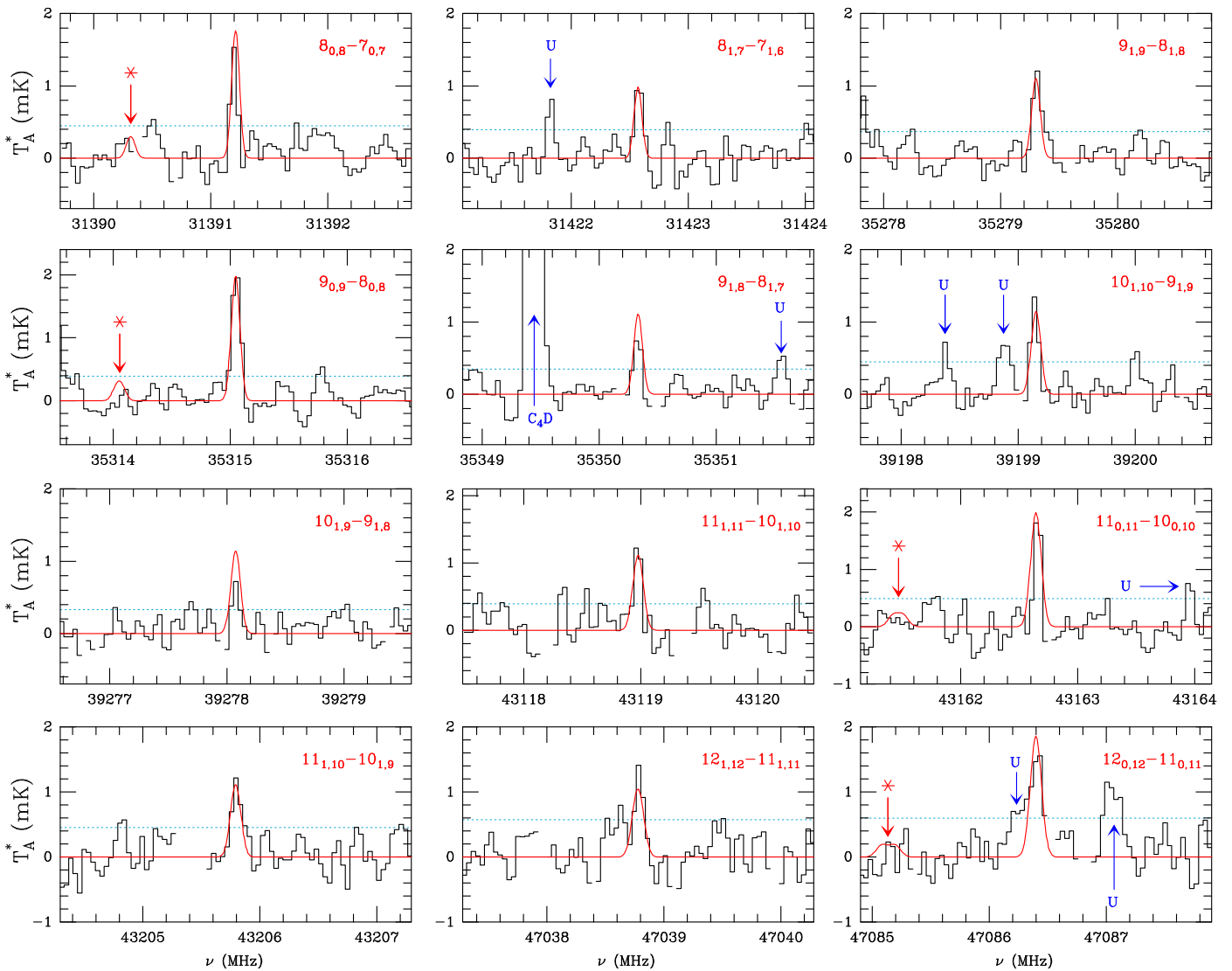


Fig. 1. Observed lines of CH₂DC₄H in TMC-1 in the 31.0-50.4 GHz range. Frequencies and line parameters are given in Table 2. Quantum numbers for the observed transitions are indicated in each panel. The red line shows the synthetic spectrum computed for a rotational temperature of 8 K and a column density of $(5.5 \pm 0.2) \times 10^{11} \text{ cm}^{-2}$ (see text); also, the dashed blue line indicates the 3σ noise level. Blank channels correspond to negative features created during the folding of the frequency switching data. The asterisk indicates $K_a=2$ transitions and the label U corresponds to features above 4σ .

perfectly agree with those derived from our fit, which allows us to conclude that the spectral carrier of our lines is CH₂DC₄H. It should be noted that the calculations provide the equilibrium values for the rotational constants (A_e , B_e , and C_e), while the experimental values are the ground state rotational constants (A_0 , B_0 , and C_0). Despite the equilibrium rotational constants slightly differing from the ground state constants, we can assume similar discrepancies for CH₃C₄H and CH₂DC₄H and, thus, the estimated constants for CH₂DC₄H are essentially unaffected by this fact. Using experimental/theoretical ratios is the most common method to predict the expected experimental rotational constants for an isotopic species of a given molecule when the rotational constants for its parent species are known. The $(B + C)$ calculated value shows a relative error from the experimental value of 0.01%, similar to what was found in the case of CH₂DC₃N. With the available data for CH₂DC₄H, we cannot determine the experimental value for the A rotational constant, which was kept fixed to the ab initio value, as it was done for CH₂DC₃N.

The synthetic spectrum of CH₂DC₄H was computed assuming a dipole moment value identical to that of the main isotopologue CH₃C₄H (1.207 D; Bester et al. 1984) and the partition function shown in Table 3. The column density of CH₂DC₄H was derived from a rotational diagram analysis of the observed intensities. We considered a source of uniform brightness with a radius of 40'' (Fossé et al., 2001). We derived $T_r=8.0 \pm 0.5$ K and $N(\text{CH}_2\text{DC}_4\text{H})=(5.5 \pm 0.2) \times 10^{11} \text{ cm}^{-2}$. This value is not far from the 3σ upper limit to the CH₂DC₄H column density of $3.7 \times 10^{11} \text{ cm}^{-2}$ that we provided in our previous work (Cabezas et al., 2021d). As shown in Fig. 1, the agreement between the synthetic spectrum and the observations is excellent. The column density is not very sensitive to the adopted value of the rotational temperature between 6 and 10 K. The column density for the parent isotopologue CH₃C₄H was derived by Cernicharo et al. (2021c) to be $(1.30 \pm 0.04) \times 10^{13} \text{ cm}^{-2}$. Therefore, the CH₃C₄H/CH₂DC₄H abundance ratio is 24 ± 2 . This ratio is similar to that of 22 ± 2 found for the CH₃C₃N/CH₂DC₃N analogue system. For the deuterated species CH₃C₄D, for which

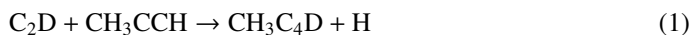
Table 3. Rotational partition function for CH₂DC₄H at different temperatures calculated at a maximum value of $J=70$.

Temperature/K	Q_r
9.375	225.0
18.750	635.5
37.500	1796.1
75.000	5069.2
150.000	13704.1
225.000	22769.6
300.000	30972.2

laboratory spectroscopy is available (Heath et al., 1955), we derived a 3σ upper limit to its column density of $9 \times 10^{10} \text{ cm}^{-2}$. Hence, $N(\text{CH}_3\text{C}_4\text{H})/N(\text{CH}_3\text{C}_4\text{D}) \geq 144$.

4. Chemical modelling

This new detection of deuterated CH₃C₄H allows us to extend the discussion on the chemical mechanisms of deuterium fractionation at work in TMC-1. We would like to point out that our results have been obtained with the same assumed physical conditions for the TMC-1 environment as in our previous studies (Cabezas et al., 2021c,d). In Table 4, we display the different deuterium fractions found in TMC-1 so far, as well as the previous steady state results corresponding to models A and B of Cabezas et al. (2021d). We recall that a full scrambling scenario of the reactions between C₂D and CH₃CCH (model B) had predicted a CH₃C₄H/CH₂DC₄H ratio of 20, which is close to the value derived with the present detection. In model A, these reactions were assumed to proceed directly, that is

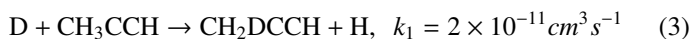


and



resulting in a much larger CH₃C₄H/CH₂DC₄H ratio. The relevant chemical processes principally involve the reactions of C₂D with methylacetylene CH₃CCH and the allene isomer CH₂CCH₂ as well as the reactions between C₂H with their deuterated substitutes CH₃CCD, CH₂DCCH, and CHDCCH₂. Dissociative recombination reactions of CH₂DC₄H₂⁺ and CH₃C₄HD⁺ may also contribute to deuterated CH₃C₄H as ion-molecule reactions between H₂D⁺ and CH₃C₄H are leading to these complex molecular ions. This is in contrast with CH₃CCH or CH₂CCH₂ and H₂D⁺ reactions, which result in the ejection of two hydrogen molecules, and the formation of the linear and cyclic C₃H₃⁺ ions as reported in the experiments of Abeysekera et al. (2015).

We would like to point out that deuterated methylacetyne is underproduced compared to the hydrogenated compound in all chemical scenarios considered so far. We thus introduced a possible deuterium exchange reaction between CH₃CCH and atomic deuterium:



and



We used a modest value for the corresponding reaction rate coefficients consistent with values expected for neutral-neutral

reactions without an activation barrier and assumed that the channel to CH₃CCD is one-third of that of CH₂DCCH, following statistical arguments. The computed deuterium fractions are reported in column A_n and B_n of Table 4. This single change, introduced in the previous reported models, allowed us to obtain good agreement for the deuterium fractions of both isotopologues of methyl acetylene. The ratio for methylcyanoacetylene, CH₃C₃N/CH₂DC₃N, was reduced as well, allowing for a satisfactory comparison with observations. We see that the values of the CH₃C₄H/CH₂DC₄H ratio are also consequently somewhat reduced, as expected. The values corresponding to A and B models bracket the observational values now. We shall also point out that both models predict a smaller than observed ratio for CH₃C₄H/CH₃C₄D. We feel that the level of agreement between observations and models A_n and B_n is nevertheless quite supportive of a reasonable understanding of the deuterium enhancement in the TMC-1 environment. Further experimental and theoretical studies of the CH₃CCH exchange reaction with atomic deuterium would be very useful in order to probe the relevance of our hypothesis.

We acknowledge the remaining uncertainties on the chemical network. We did not introduce allenyl acetylene, H₂CCCHCCH, a new C₅H₄ isomer detected recently by Cernicharo et al. (2021c) in TMC-1, but we focussed our efforts on understanding the possible deuterium enhancement scenarios. This particular attempt did not allow to discriminate if the reactions between C₂H (C₂D) with CH₃CCH (CH₃CCD, CH₂DCCH) proceed directly or involve the formation of a temporary intermediate complex redistributing the different stable deuterated compounds. The significant deuterium enhancement in methylacetylene obtained with the assumed deuterium exchange reaction allowed us to account for CH₃C₄H/CH₂DC₄H. We also found that ion-molecule reactions involving H₂D⁺, which were introduced in the present chemical model, do not play a significant role for both the deuteration of CH₃CCH and CH₃C₄H, as reactions with C₂H (C₂D) are more efficient. An additional test of our assumptions would be the observational derivation of the C₂H/C₂D ratio which is predicted to be about 7 in our models. Transition frequencies of CCD have been recently updated by Cabezas et al. (2021e), and CCD has been detected in TMC-1 using IRAM 30m data. A derivation and discussion of the CCH/CCD ratio in TMC-1 is currently in process and will be presented in the near future in a separate article.

5. Conclusions

We have presented the first detection in space of a new single deuterated compound derived from methylacetylene, CH₂DC₄H, towards the dark cloud TMC-1. Using the Yebes 40m radio telescope, we observed a total of 12 rotational transitions, with $J = 8-12$ and $K_a = 0$ and 1, in the 31.0-50.4 GHz range. These transitions were assigned to CH₂DC₄H based on the excellent agreement found between the ab initio molecular constants and those derived from the frequency transitions fit. We derived a column density of $(5.5 \pm 0.2) \times 10^{11} \text{ cm}^{-2}$ and a CH₃C₄H/CH₂DC₄H abundance ratio of 24 ± 2 . The ratio is similar to that of 22 ± 2 found for the CH₃C₃N/CH₂DC₃N analogue system. We have constructed a new gas-phase chemical model, including multiply deuterated molecules and introducing a possible deuterium exchange reaction between CH₃CCH and atomic deuterium. This new model is able to reproduce the abundance ratio for CH₃C₄H/CH₂DC₄H and also that for CH₃C₃N/CH₂DC₃N.

Table 4. Deuteration fractions in TMC-1 compared to our gas phase chemical model.

Molecules	TMC-1	Model A ^a	Model A _n ^b	Model B ^a	Model B _n ^b
CH ₃ C ₄ H/CH ₂ DC ₄ H	24 ^b	59	31	20	16
CH ₃ C ₄ H/CH ₃ C ₄ D	≥144 ^c	134	78	55	44
CH ₃ C ₃ N/CH ₂ DC ₃ N	22 ^a	76	29	31	22
CH ₃ CN/CH ₂ DCN	11 ^d	15	15	15	15
H ₂ CCN/HDCCN	20 ^d	24	24	24	24
HC ₃ N/DC ₃ N	62 ^e	55	50	55	52
HNCCC/DNCCC	43 ^e	35	34	35	34
HCCNC/DCCNC	30 ^e	27	27	27	27
HC ₅ N/DC ₅ N ^b	82 ^e	23	20	23	20
<i>c</i> -C ₃ H ₂ / <i>c</i> -C ₃ HD	27 ^d	46	36	45	36
C ₄ H/C ₄ D	118 ^d	55	46	55	46
H ₂ C ₄ /HDC ₄	83 ^d	50	33	49	33
CH ₃ CCH/CH ₃ CCD	49 ^d	257	46	264	48
CH ₃ CCH/CH ₂ DCCH	10 ^d	76	15	76	15

Notes. ^(a) Cabezas et al. (2021d). ^(b) This work. ^(c) 3 σ upper limit. ^(d) Cabezas et al. (2021c). ^(e) Cernicharo et al. (2020a).

Acknowledgements. We thank ERC for funding through grant ERC-2013-Syg-610256-NANOCOSMOS. The Spanish authors thank Ministerio de Ciencia e Innovación for funding support through projects PID2019-106235GB-I00 and PID2019-107115GB-C21 / AEI / 10.13039/501100011033. MA thanks Ministerio de Ciencia e Innovación for grant RyC-2014-16277. ER acknowledges the support of the Programme National 'Physique et Chimie du Milieu Interstellaire' (PCMI) of CNRS/INSU with INC/INP co-funded by CEA and CNES. Several kinetic data we used have been taken from the online databases KIDA (Wakelam et al. (2012), <http://kida.obs.u-bordeaux1.fr>) and UMIST2012 (McElroy et al. (2013), <http://udfa.ajmarkwick.net>).

References

- Abeyssekera, C., Joalland, B., Ariyasingha, N., et al. 2015, *J. Phys. Chem. Lett.* 6, 1599
- Agúndez, M., Roueff, E., Cabezas, C., et al. 2021a, *A&A*, 649, A171
- Agúndez, M., Cabezas, C., Tercero B. et al. 2021b, *A&A*, 647, L10
- Bester, M., Yamada, K. M. T., Winnewisser, G. et al. 1984, *A&A*, 137, L20.
- Cabezas, C., Tercero, B., Agúndez, M., et al. 2021a, *A&A*, 650, L9
- Cabezas, C., Agúndez, M., Marcelino, N., et al. 2021b, *A&A*, 654, L9
- Cabezas, C., Endo, Y., Roueff, E., et al. 2021c, *A&A*, 646, L1
- Cabezas, C., Roueff, E., Tercero, B., et al. 2021d, *A&A*, 650, L15
- Cabezas, C., Agúndez, M., Marcelino, N., et al. 2021e, *A&A*, 654, A45
- Cernicharo, J. 1985, Internal IRAM report (Granada: IRAM)
- Cernicharo, J., Guélin, M., Agúndez, M., et al., 2018, *A&A*, 618, A4
- Cernicharo, J., Marcelino, N., Agúndez, M., et al. 2020a, *A&A*, 642, L17
- Cernicharo, J., Agúndez, M., Cabezas, C., et al. 2021a, *A&A*, 649, L15
- Cernicharo, J., Agúndez, M., Kaiser, R., et al. 2021b, *A&A*, 652, L9
- Cernicharo, J., Cabezas, C., Agúndez, M., et al., 2021c, *A&A*, 647, L3
- Cížek, J., in "Advances in Chemical Physics" (P. C. Hariharan, Ed.), Vol.14, 35, Wiley Interscience, New York, 1969
- Dunning, T. H., 1989, *J. Chem. Phys.* 90, 1007
- Fossé, D., Cernicharo, J., Gerin, M., Cox, P. 2001, *ApJ*, 552, 168
- Heath, G.A., Thomas, L.F., Sherrard, E.I., & Sheridan, J. 1955, *Faraday Soc. Disc.*, 19, 38
- Marcelino, N., Cernicharo, J., Roueff, E., et al. 2005, *ApJ*, 620, 308
- Marcelino, N., Tercero, B., N., Agúndez, M., & Cernicharo, J., 2021, *A&A*, 646, L9
- MacLeod, J. M., Avery, L. W., & Broten, N. W., 1984, *ApJ*, 282, L89
- McElroy, D., Walsh, C., Markwick, A. J., et al. 2013, *A&A*, 550, A36
- Pardo, J. R., Cernicharo, J., Serabyn, E. 2001, *IEEE Trans. Antennas and Propagation*, 49, 12
- Parise, B., Ceccarelli, C., Tielens, A. G. G. M., et al. 2006, *A&A*, 453, 949
- Tercero, F., López-Pérez, J. A., Gallego, J. D., et al., 2021, *A&A* 645, A37
- Wakelam, V., Loison, J.-C., Herbst, E., et al. 2012, *ApJS*, 199, 21
- Walmsley, C. M., Jewell, P. R., Snyder, L. E., & Winnewisser, G., 1984, *A&A*, 134, L11