

Electromagnetic form factors of neutron and neutral strange hyperons in the oscillating view of point

An-Xin Dai,^{1,2} Zhong-Yi Li,^{1,2} Lei Chang,^{3,*} and Ju-Jun Xie^{1,2,4,†}

¹*Institute of Modern Physics, Chinese Academy of Sciences, Lanzhou 730000, China*

²*School of Nuclear Science and Technology, University of Chinese Academy of Sciences, Beijing 101408, China*

³*School of Physics, Nankai University, Tianjin 300071, China*

⁴*School of Physics and Microelectronics, Zhengzhou University, Zhengzhou, Henan 450001, China*

(■Dated: December 23, 2021)

Based on the recently precise measurements of the electron-positron annihilation reactions into a neutron and anti-neutron pair by BESIII collaboration, the effective form factor of neutron was determined in the time like region, and it was found that the effective form factor of neutron is smaller than the ones of proton. The effective form factors of neutron shows a periodic behaviour, similar to the case of proton. Here, a compared analysis for Λ , Σ^0 and Ξ^0 is performed. Fits of the available data on the effective form factors of Λ , Σ^0 and Ξ^0 with charge zero, allow to show a universal phenomenon of the oscillation behavior in their effective form factors. However, this needs to be confirmed by future precise experiments. Both theoretical and experimental investigations of this phenomenon can shed light on the reaction mechanisms of the electron-positron annihilation process.

I. INTRODUCTION

The investigation of baryon structure is one of the most important issues and is attracting much attention. Electric G_E and magnetic G_M form factors (EMFFs) are fundamental quantities that describe the electromagnetic structure of hadrons [1–4]. A lot of the experimental and theoretical efforts have been made in the past decades. On the one hand, with the planned and upgrade of experimental facilities, the EMFFs of proton at the space like region can be extracted from the ep scattering [5]. On the other hand, the measurements of time-like region EMFFs of hadrons can be done in the electron-positron annihilation process, which provides a key to understanding quantum chromodynamics effects in bound states. For example, there are great progress in the study of baryon EMFFs in the time like regions, both on the experimental [6–27] and theoretical sides [28–50].

Very recently, the reaction of $e^+e^- \rightarrow n\bar{n}$ was measured by the BESIII experiment at centre of mass energies between 2.00 and 3.08 GeV, with very high precision. This precise measurement clarifies that the effective form factors of neutron are of the same magnitude but smaller than the ones of the proton. This new result shows that the photon-proton interaction is stronger than the corresponding photon-neutron interaction. On the other hand, an oscillating behavior in the modulus of the effective form factors after the subtraction of a dipole function has been observed for the neutron [51], similarly to the case of proton [20–22, 48–50]. Further studies are needed to explain this oscillation behaviors of the effective form factors of the nucleon.

Assuming one-photon exchange (see fig. 1), the so-called Born cross section of electron-positron annihilation into a baryon-anti-baryon pair, $e^+e^- \rightarrow B\bar{B}$ with B a spin 1/2 baryon and \bar{B} a anti-baryon, can be expressed in terms of

the time like electric and magnetic form factors G_E and G_M as [39]¹

$$\sigma_B(s) = \frac{4\pi\alpha^2\beta}{3s^2} \left(s |G_M(s)|^2 + 2M_B^2 |G_E(s)|^2 \right), \quad (1)$$

where $\alpha = e^2/(4\pi) = 1/137.036$ is the fine-structure constant and $\beta = \sqrt{1 - 4M_B^2/s}$ is a phase-space factor, M_B is the baryon mass. While s is the invariant mass square of the e^+e^- system. In the space like region, G_E and G_M are real, while in the time like region, they are complex.

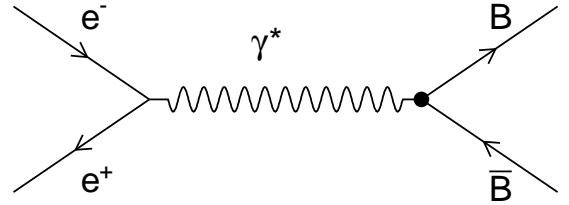


FIG. 1: The feynman diagram for the reaction of $e^+e^- \rightarrow B\bar{B}$.

The measurement of the total cross section in Eq. (1) at a fixed energy allows for determination of the combination of $|G_E|^2$ and $|G_M|^2$. Instead of a separation between G_E and G_M , one can easily obtain the effective form factor $G_{\text{eff}}(s)$ from the total cross section of e^+e^- annihilation process [19,

*Electronic address: leichang@nankai.edu.cn

†Electronic address: xiejujun@impcas.ac.cn

¹ More general, the original formula has been written in terms of the Dirac and Pauli form factors, F_1 and F_2 , with $G_E = F_1 + \tau F_2$ and $G_M = F_1 + F_2$.

23]. It is defined as

$$\begin{aligned} |G_{\text{eff}}(s)| &= \sqrt{\frac{\sigma_B}{[1 + 1/(2\tau)][4\pi\alpha^2\beta/(3s)]}} \\ &= \sqrt{\frac{2\tau |G_M(q^2)|^2 + |G_E(q^2)|^2}{1 + 2\tau}}, \end{aligned} \quad (2)$$

where $\tau = s/(4M_B^2)$. The effective form factor $|G_{\text{eff}}(s)|^2$ is a linear combination of $|G_E|^2$ and $|G_M|^2$, and it indicates how much the experimental $e^+e^- \rightarrow B\bar{B}$ cross section differs from a point-like baryon B . Therefore, the effective form factor $G_{\text{eff}}(s)$ can be determined from a measurement of the total cross section of the e^+e^- annihilation process. The $|G_{\text{eff}}(s)|$ values depend, in principle, on the kinematics where the measurement was performed. It describes also the coupling constants for the elementary process e^+e^- to quark-anti-quark pairs.

In general, the experimental data on the effective form factor $|G_{\text{eff}}(s)|$ can be well reproduced by a dipole function $G_D(s)$, which has a decreasing behavior as a function of s . Its form are commonly written as [49, 50]

$$G_D(s) = \frac{c_0}{(1 - \gamma s)^2}, \quad (3)$$

where c_0 and γ are constant, which will be determined by the experimental data.

On the other hand, for the oscillating part, it can be easily fitted by the following equation:

$$G_{\text{osc}}(s) = \frac{c_0}{(1 - \gamma s)^2} A \cos(C\sqrt{s} + D), \quad (4)$$

where A , B , C , and D are constant and will be determined by the experimental measurements. It is worth to mention that we take the oscillating part as a function with the invariant mass \sqrt{s} rather than the relative momentum p as used in Refs. [49–52], where p is a function of the invariant mass \sqrt{s} : $p = \sqrt{s(\tau - 1)}$. Furthermore, the natural exponential reduced function used in Refs. [49–52] is also replaced by the dipole function which is the same as for the main part of the effective form factor.

Then, the total effective form factor G_{eff} is:

$$\begin{aligned} G_{\text{eff}}(s) &= G_D(s) + G_{\text{osc}}(s) \\ &= \frac{c_0}{(1 - \gamma s)^2} (1 + A \cos(C\sqrt{s} + D)). \end{aligned} \quad (5)$$

After subtracting the well-established dipole part of $G_D(s)$, one can easily obtain the oscillation part of $G_{\text{osc}}(s)$.

Although there is no fundamental explanation for the oscillation behavior of nucleon effective form factors, modelling the joint information from all the current experimental data on the effective form factors of baryons may bring to a new view of the reaction mechanism for the formation of baryons. Along this line, in this work, we performed a combined analysis of the effective form factors of these neutral particles with spin 1/2: neutron, Λ , Σ^0 , and Ξ^0 . It is found that the effective form factors of these baryons show a universal phenomenon

of an oscillation behavior, similar to the observation of nucleon. Further experimental and theoretical investigations of such behavior may open a new window for the electromagnetic structure of Λ , Σ^0 , and Ξ^0 hyperons.

II. ANALYSIS OF THE EFFECTIVE FORM FACTORS OF NEUTRON, Λ , Σ^0 , AND Ξ^0

A. Global fit to the effective form factor with a dipole function

Firstly, we perform two parameters (c_0 and γ) χ^2 fits with the dominant dipole part $G_D(s)$ as in Eq. (3) to the experimental data on the effective form factors of neutron, Λ , Σ^0 , and Ξ^0 . The fitted parameters are shown in Table I.

TABLE I: Fitted parameters for the effective form factors with a dipole function shown in Eq. (3). The unit of γ is GeV^{-2} .

Parameter	n	Λ	Σ^0	Ξ^0
γ	1.41 (fixed)	0.34 ± 0.08	0.26 ± 0.01	0.21 ± 0.02
c_0	3.48 ± 0.06	0.11 ± 0.01	0.033 ± 0.007	0.023 ± 0.008
χ^2/dof	4.3	2.4	1.1	3.0

For the neutron, we take the value of γ as in Refs. [51, 52]. This value is also used for the proton. If we make c_0 and γ are free parameters for the case of neutron, there is always another solution from the χ^2 fit, which are: $c_0 = 96.6$ and $\gamma = 6.6 \text{ GeV}^{-2}$, and both of them have huge errors. It is also found that c_0 and γ are strongly correlated.

In Figs. 2, we show the fitted results for the effective form factors of neutron, Λ , Σ^0 , and Ξ^0 with a dipole function $G_D(s)$ as in Eq. (3), respectively. One can see that the effective form factors can be fairly well reproduced by using the dipole function.²

On the other hand, from the fitted values of γ , it is found that the effective form factors of Λ , Σ^0 , and Ξ^0 hyperons are reduced more fast than the one of nucleon, when \sqrt{s} is growing. For Λ , from the invariant mass $\sqrt{s} = 2.3 \text{ GeV}$ to 3.3 GeV , $G_D(s)$ is reduced from 0.172 to 0.015, while for the case of neutron, from $\sqrt{s} = 2.0 \text{ GeV}$ to 3.0 GeV , its effective form factor is reduced from the value of 0.162 to 0.025.

B. Oscillations

After subtracting the main dipole part from the effective form factor, then one get the oscillation part $G_{\text{osc}}(s)$. We have performed three parameters (A , C , and D) χ^2 fits with the oscillation part $G_{\text{osc}}(s)$ as in Eq. (4) for the neutron, Λ , and Σ^0 . The fitted parameters are shown in Table II. Since the uncertainties of these experimental data are large, the fitted

² The smooth behavior of the proton effective form factor is described with a product of a free monopole and the standard dipole.

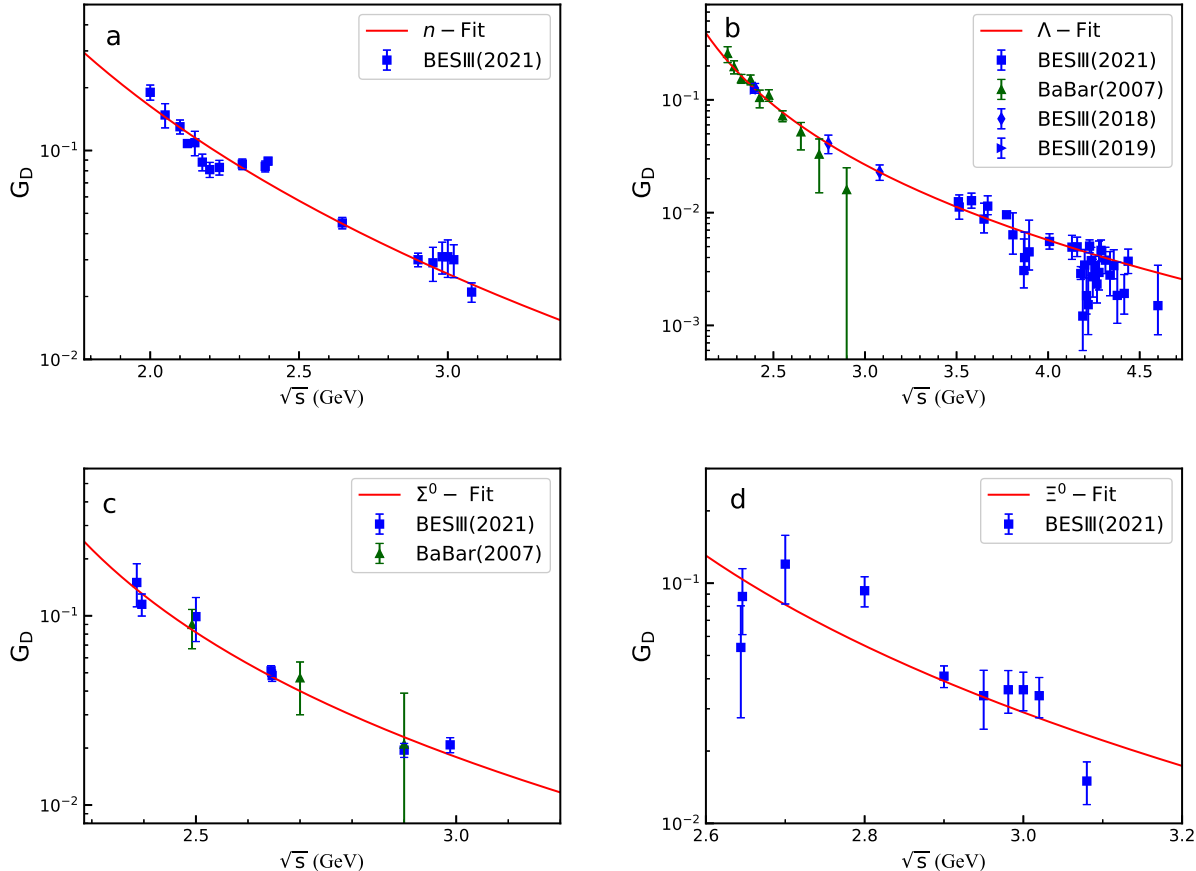


FIG. 2: Fitted effective form factors of neutron (a), Λ (b), Σ^0 (c) and Ξ^0 (d). The data are taken from BaBar collaboration [18] and BESIII collaboration [19, 23, 24, 27].

parameters have big uncertainties. In addition, the parameters C and D are strongly correlated.

TABLE II: Fitted parameters for the oscillation part of the effective form factors of Λ , Σ^0 , and neutron. The unit of C is GeV^{-1} .

Parameter	neutron	Λ	Σ^0
A	0.176 ± 0.027	0.235 ± 0.033	0.199 ± 0.102
C	12.16 ± 0.61	3.99 ± 0.14	11.94 ± 1.13
D	1.66 ± 1.41	4.61 ± 0.40	0.99 ± 3.13

With the central values of these fitted parameters shown in Tab. II, in Fig. 3, we show the numerical results for the oscillation part of the effective form factors of neutron, Λ , Σ^0 , and Ξ^0 . One can see that the oscillation part can be fairly well described by a function $G_{\text{osc}}(s)$ as in Eq. (4). It is worth to mention that we can not obtain a good fit to the oscillation part of the Ξ^0 hyperon since the large errors of the experimental data. In Fig. 3 (d), the red line stands for the fitted results of the Σ^0 .

From Figs. 3 (b), (c), and (d), it is found that the data for the Λ , Σ^0 , and Ξ^0 have larger errors in the threshold region. In our fit for the case of Σ^0 , the first data was not consid-

ered. It is expected that the future more precise experimental measurements will check the oscillation behavior of the effective form factor of the Λ , Σ^0 , and Ξ^0 hyperons. Moreover, the process of hyperon-antihyperon pairs production in the electron-positron annihilation can be also used to study the polarizations of hyperons.

Next, in Fig. 4, we put all the oscillation data for neutron, Λ , Σ^0 , and Ξ^0 together. The red-solid line stands for the results with these fitted parameters of neutron data. Because of large errors of the experimental data for Λ , Σ^0 , and Ξ^0 hyperons, one can see that the red-line is not disagreement with these current data on Λ , Σ^0 , and Ξ^0 within uncertainties. This indicates that there are unexplored intrinsic dynamics of the oscillation behavior that need to be furthered studied.

III. SUMMARY

In summary, we have considered the available experimental data on the effective form factors of the neutral baryons neutron, Λ , Σ^0 , and Ξ^0 that were measured by BaBar and BESIII collaborations. A general fit of these data are performed with the aim to investigate the oscillation behavior of the ef-

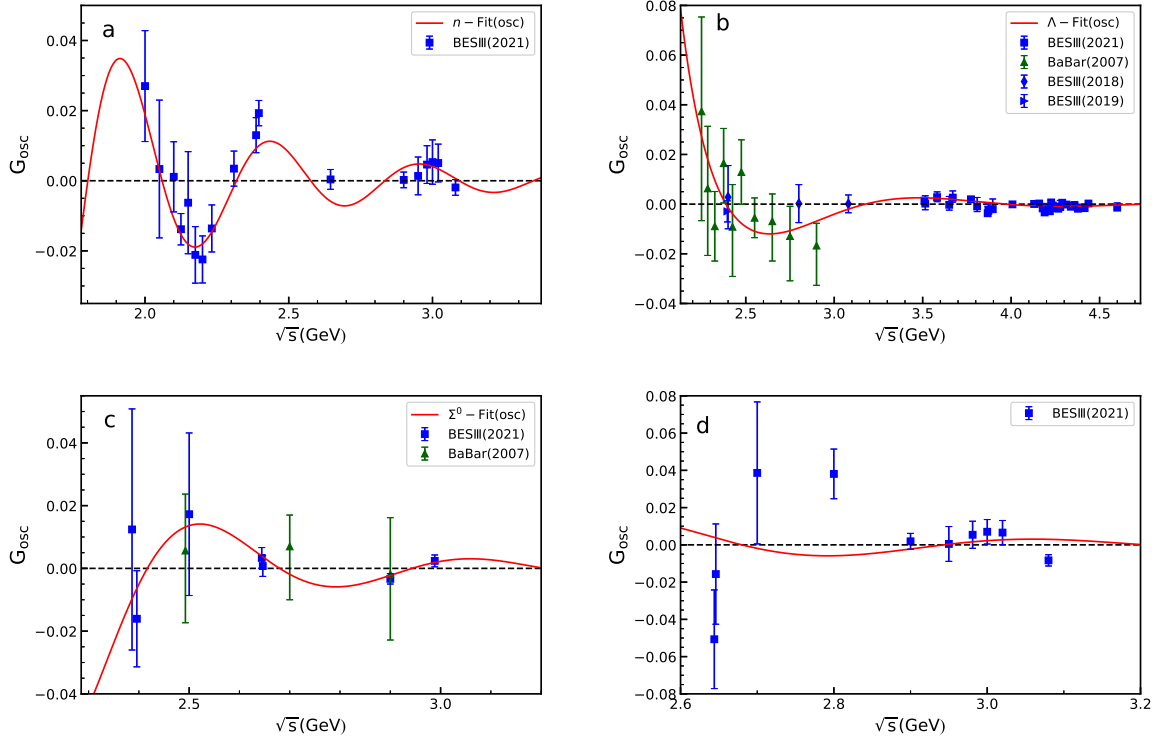


FIG. 3: Fitting results of oscillation part of neutron (a), Λ (b), Σ^0 (c), and Ξ^0 (d) effective form factors.

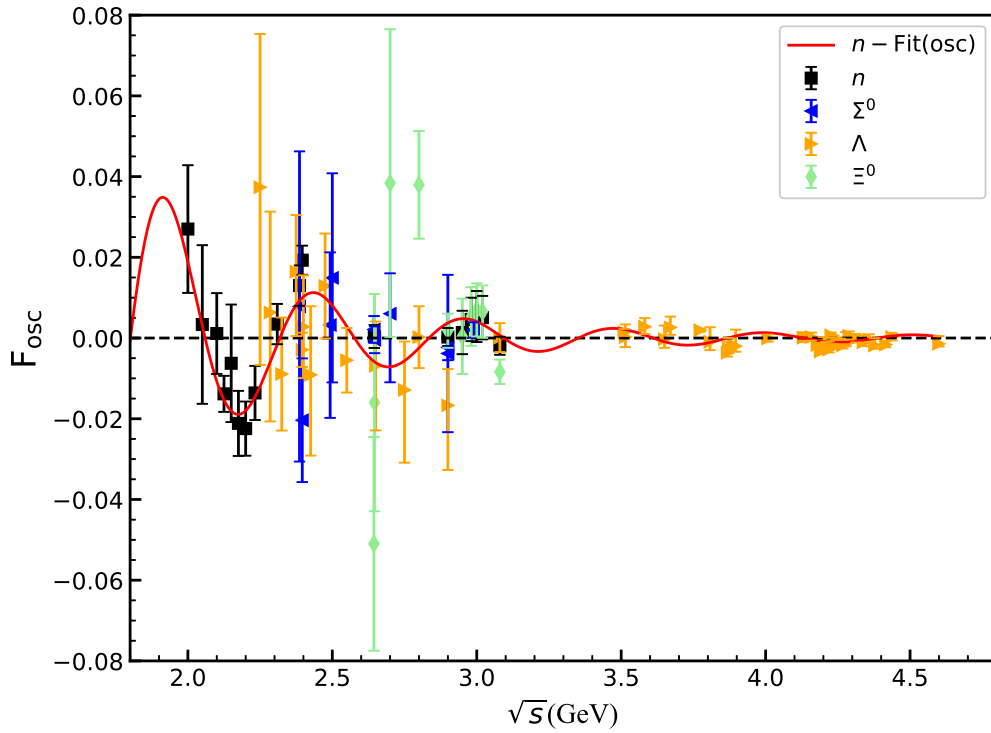


FIG. 4: Oscillations of neutron, Λ , Σ^0 , and Ξ^0 as a function of the invariant mass \sqrt{s} .

fective form factors. It is found that the experimental data for neutron, Λ , Σ^0 , and Ξ^0 are in fairly agreement with a simple dipole function. On the other hand, our analysis does show evidence for the oscillating features in the effective form factors of the neutron, Λ , and Σ^0 , which can be tested by the future precise data by BESIII [53–55]. Further improvements both on the precision of the experimental data on the effective form factors as well as the \sqrt{s} range will further improve our understanding of the inner electromagnetic structure and dynamics of these neutral baryons.

Acknowledgments

We thank Profs. De-Xu Lin and Xiong-Fei Wang for useful discussions. This work is partly supported by the National Natural Science Foundation of China under Grants Nos. 12075288, 12135007, 11735003, and 11961141012.

-
- [1] S. J. Brodsky and G. R. Farrar, *Phys. Rev. D* **11**, 1309 (1975).
 [2] L. S. Geng, J. Martin Camalich, L. Alvarez-Ruso and M. J. Vicente Vacas, *Phys. Rev. Lett.* **101**, 222002 (2008).
 [3] J. R. Green, J. W. Negele, A. V. Pochinsky, S. N. Syritsyn, M. Engelhardt and S. Krieg, *Phys. Rev. D* **90**, 074507 (2014).
 [4] S. Pacetti, R. Baldini Ferroli and E. Tomasi-Gustafsson, *Phys. Rept.* **550-551**, 1-103 (2015).
 [5] D. P. Anderle, V. Bertone, X. Cao, L. Chang, N. Chang, G. Chen, X. Chen, Z. Chen, Z. Cui and L. Dai, *et al. Front. Phys. (Beijing)* **16**, 64701 (2021).
 [6] R. R. Akhmetshin *et al.* [CMD-3 Collaboration], *Phys. Lett. B* **759**, 634 (2016).
 [7] M. Andreotti *et al.*, *Phys. Lett. B* **559**, 20 (2003).
 [8] A. Antonelli *et al.*, *Nucl. Phys. B* **517**, 3 (1998).
 [9] M. Ablikim *et al.* [BESIII Collaboration], *Phys. Rev. Lett.* **124**, 042001 (2020).
 [10] G. Bardin *et al.*, *Nucl. Phys. B* **411**, 3 (1994).
 [11] D. Bisello *et al.*, *Nucl. Phys. B* **224**, 379 (1983).
 [12] M. Ambrogiani *et al.* [E835 Collaboration], *Phys. Rev. D* **60**, 032002 (1999).
 [13] B. Aubert *et al.* [BaBar Collaboration], *Phys. Rev. D* **73**, 012005 (2006).
 [14] J. P. Lees *et al.* [BaBar Collaboration], *Phys. Rev. D* **88**, 072009 (2013).
 [15] J. P. Lees *et al.* [BaBar Collaboration], *Phys. Rev. D* **87**, 092005 (2013).
 [16] M. Ablikim *et al.* [BESIII Collaboration], *Phys. Rev. D* **91**, 112004 (2015).
 [17] M. Ablikim *et al.* [BESIII], *Phys. Lett. B* **814**, 136110 (2021).
 [18] B. Aubert *et al.* [BaBar], *Phys. Rev. D* **76**, 092006 (2007).
 [19] M. Ablikim *et al.* [BESIII], *Phys. Rev. D* **97**, 032013 (2018).
 [20] J. P. Lees *et al.* [BaBar], *Phys. Rev. D* **87**, 092005 (2013).
 [21] M. Ablikim *et al.* [BESIII], *Phys. Rev. Lett.* **124**, 042001 (2020).
 [22] M. Ablikim *et al.* [BESIII], *Phys. Lett. B* **817**, 136328 (2021).
 [23] M. Ablikim *et al.* [BESIII], *Phys. Rev. Lett.* **123**, 122003 (2019).
 [24] M. Ablikim *et al.* [BESIII], *Phys. Rev. D* **104**, L091104 (2021).
 [25] M. Ablikim *et al.* [BESIII], [arXiv:2103.12486 [hep-ex]].
 [26] M. Ablikim *et al.* [BESIII], [arXiv:2111.11742 [hep-ex]].
 [27] M. Ablikim *et al.* [BESIII], *Phys. Lett. B* **820**, 136557 (2021).
 [28] T. Gousset and B. Pire, *Phys. Rev. D* **51**, 15-24 (1995).
 [29] Y. Yang, D. Y. Chen and Z. Lu, *Phys. Rev. D* **100**, 073007 (2019).
 [30] G. Ramalho, M. T. Peña and K. Tsushima, *Phys. Rev. D* **101**, 014014 (2020).
 [31] M. Yang and P. Wang, *Phys. Rev. D* **102**, 056024 (2020).
 [32] J. Haidenbauer, U. G. Meißner and L. Y. Dai, *Phys. Rev. D* **103**, 014028 (2021).
 [33] H. W. Lin and K. Orginos, *Phys. Rev. D* **79**, 074507 (2009).
 [34] Y. L. Liu and M. Q. Huang, *Phys. Rev. D* **79**, 114031 (2009).
 [35] B. Kubis and U. G. Meißner, *Eur. Phys. J. C* **18**, 747 (2001).
 [36] F. Iachello, A. D. Jackson and A. Lande, *Phys. Lett.* **43B**, 191 (1973).
 [37] F. Iachello and Q. Wan, *Phys. Rev. C* **69**, 055204 (2004).
 [38] R. Bijker and F. Iachello, *Phys. Rev. C* **69**, 068201 (2004).
 [39] A. Denig and G. Salme, *Prog. Part. Nucl. Phys.* **68**, 113 (2013).
 [40] Z. Y. Li, A. X. Dai and J. J. Xie, [arXiv:2107.10499 [hep-ph]].
 [41] Y. H. Lin, H. W. Hammer and U. G. Meißner, [arXiv:2109.12961 [hep-ph]].
 [42] X. Cao and J. P. Dai, [arXiv:2109.15132 [hep-ph]].
 [43] R. Baldini, S. Pacetti, A. Zallo and A. Zichichi, *Eur. Phys. J. A* **39**, 315-321 (2009).
 [44] G. Fäldt, *Eur. Phys. J. A* **52**, 141 (2016).
 [45] J. Haidenbauer and U. G. Meißner, *Phys. Lett. B* **761**, 456-461 (2016).
 [46] G. Fäldt and A. Kupsc, *Phys. Lett. B* **772**, 16-20 (2017).
 [47] Y. Yang and Z. Lu, *Mod. Phys. Lett. A* **33**, 1850133 (2018).
 [48] Y. M. Bystritskiy, *Phys. Rev. D* **103**, 116029 (2021).
 [49] A. Bianconi and E. Tomasi-Gustafsson, *Phys. Rev. Lett.* **114**, 232301 (2015).
 [50] E. Tomasi-Gustafsson, A. Bianconi and S. Pacetti, *Phys. Rev. C* **103**, 035203 (2021).
 [51] M. Ablikim *et al.* [BESIII], *Nature Phys.* **17**, 1200-1204 (2021).
 [52] M. Ablikim *et al.* [BESIII], [arXiv:2110.04510 [hep-ex]].
 [53] X. Wang [BESIII], *PoS CHARM2020*, 026 (2021).
 [54] A. Mangoni, [arXiv:2110.12475 [hep-ex]].
 [55] L. Xia, C. Rosner, Y. D. Wang, X. R. Zhou, F. E. Maas, R. B. Ferroli, H. M. Hu and G. S. Huang, [arXiv:2111.13009 [hep-ex]].