

β^-p and $\beta^- \alpha$ decay of the ^{11}Be neutron halo ground state

J. Okołowicz,¹ M. Płoszajczak,² and W. Nazarewicz³

¹*Institute of Nuclear Physics, Polish Academy of Sciences, Radzikowskiego 152, PL-31342 Kraków, Poland*

²*Grand Accélérateur National d'Ions Lourds (GANIL), CEA/DSM - CNRS/IN2P3, BP 55027, F-14076 Caen Cedex, France*

³*Department of Physics and Astronomy and FRIB Laboratory, Michigan State University, East Lansing, Michigan 48824, USA*

Beta-delayed proton emission from the neutron halo ground state of ^{11}Be raised much attention due to the unusually high decay rate. It was argued that this may be due to the existence of a resonance just above the proton decay threshold. In this Letter, we use the lenses of real-energy continuum shell model to describe several observables including the Gamow-Teller rates for the β^- -delayed α and proton decays, and argue that, within our model, the large β^-p branching ratio cannot be reconciled with other data.

Introduction—A very unusual decay, a β^- -delayed proton decay of a *neutron-rich* nucleus ^{11}Be , predicted theoretically in [1], was studied in Refs. [2–4]. Experimentally, the strength of this decay mode turned out to be $1.3(3) \times 10^{-5}$ [3], i.e., several orders of magnitude higher than predicted [1]. This puzzle was explained [2] by the presence of a narrow resonance in ^{11}B , recently found in Ref. [3] slightly above the proton separation energy $S_p = 11.2286$ MeV [5]. As estimated in Ref. [3], in order to account for the observed proton decay rate, this resonance must have a sizable single-proton content. In Ref. [3], the resonance $J^\pi = (1/2^+, 3/2^+)$ was reported at $E = 11.425(20)$ MeV, i.e., 197(20) keV above the one-proton emission threshold and only 29(20) keV below the one-neutron emission threshold. A recent study of Ref. [4] suggests that the branching ratio for the beta-delayed proton decay should be smaller than 2.2×10^{-6} , well below that of [3], which adds to the puzzle. Theoretically, the beta-decay rate estimate obtained in effective field theory [6] supports the β^-p decay scenario while the shell model study of Ref. [7] concludes that the reported half-life for the beta-delayed proton decay is virtually impossible to explain.

Recently, we have discussed the formation of a near-threshold $1/2_3^+$ resonance in ^{11}B [8] using the shell model embedded in the continuum (SMEC), which is the open quantum system realization of the nuclear shell model (SM). Therein, we have argued that the presence of a proton resonance in ^{11}B , which happens to be ‘conveniently’ located near the proton threshold is not entirely unexpected; its existence is the manifestation of quantum openness of the atomic nucleus. In contrast to a nearby $3/2_3^+$ resonance, the $1/2_3^+$ resonance carries a large imprint of the proton decay channel [8]. In a recent R-matrix analysis of the β^- -delayed α particle decay of ^{11}Be [9], it was found that the observed $b_1(\beta^- \alpha)$ branching ratio could not be explained without a contribution from the $3/2_3^+$ state. Thus the controversy about the rate of the β^-p decay cannot be resolved if the $\beta^- \alpha$ decay branch is not considered [9].

As seen in Fig. 1, in the accessible energy interval for the β^-p decay, there is one resonance of energy $E = 11.45(17)$ MeV, $\Gamma = 93(17)$ keV with $J^\pi = (1/2^+, 3/2^+)$

[5]. The key question is whether in this energy window there is only a single resonance with an angular momentum either $1/2^+$ or $3/2^+$, or there are two close-lying resonances with $J^\pi = 1/2^+$ and $J^\pi = 3/2^+$.

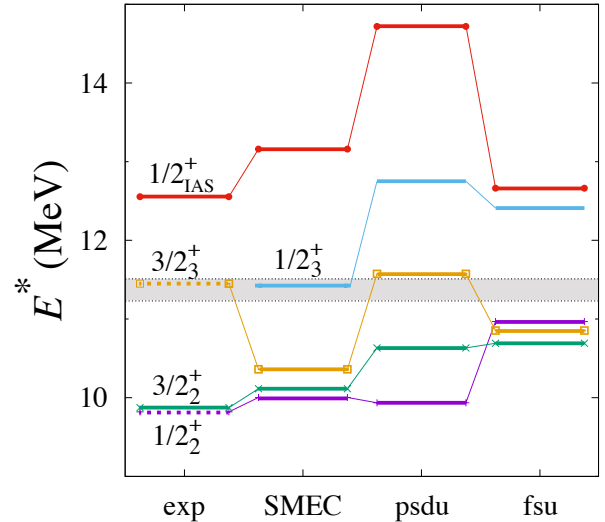


FIG. 1. Selected states in ^{11}B obtained with SMEC and with psdu [10] and fsu [11] SM interactions used in Ref. [7]. The continuum coupling of SMEC is $V_0 = -37$ MeV fm³ with the energy scale adjusted to the energy of $1/2_3^+$ state taken from [3]. The shaded area represents the β^-p window between one-proton separation energy and the Q -value for ^{11}Be β^- decay. The assignments of experimental $1/2_2^+$ and $3/2_3^+$ states are tentative/uncertain [5]; these levels are marked by a dotted line.

The hypothesis of a single $J^\pi = 3/2^+$ resonance contradicts the observation of the β^- -delayed proton emission since the proton partial width in this case would be too small to enable detection of protons [3]. On the other hand, the hypothesis of a single $J^\pi = 1/2^+$ resonance contradicts the analysis of the β^- -delayed α emission [9]. Hence, the plausible way out of this dilemma is to assume the existence of two close-lying resonances $1/2^+$ and $3/2^+$, decaying predominantly by proton and α emission, respectively. This hypothesis does not contra-

dicts the analysis of $\beta^- \alpha$ decay [9] and the observation of the $\beta^- p$ decay [3]. It is also consistent with the SMEC analysis [8]. Hence, the controversy concerning the reported rate of β^- -delayed proton decay boils down to the consistency between the reported $b_r(\beta^- p)$ and $b_r(\beta^- \alpha)$ branching ratios.

In this work, we test the scenarios put forward in Refs. [3, 4, 9] by analyzing several observables in ^{11}B , to constrain the value of the $\beta^- p$ branching ratio for the decay of the halo ground state (g.s.) of ^{11}Be . The effective SM interaction used has been adjusted to reproduce the experimental value of the branching ratio for β^- -delayed α decay [9]. The continuum-coupling strength has been adjusted assuming that the reported width $\Gamma = 12(5)$ keV of the $J^\pi = 1/2^+$ resonance is equal to the proton-decay width. The effective SMEC Hamiltonian determined in this way has been used to calculate the $\beta^- p$ branching ratio and electromagnetic transitions in ^{11}B .

SMEC– In the simplest version of SMEC, the Hilbert space is divided into two orthogonal subspaces \mathcal{Q}_0 and \mathcal{Q}_1 containing 0 and 1 particle in the scattering continuum, respectively. An open quantum system description of \mathcal{Q}_0 includes couplings to the environment of decay channels through the energy-dependent effective Hamiltonian:

$$\mathcal{H}(E) = H_{\mathcal{Q}_0 \mathcal{Q}_0} + W_{\mathcal{Q}_0 \mathcal{Q}_0}(E), \quad (1)$$

where $H_{\mathcal{Q}_0 \mathcal{Q}_0}$ denotes the standard shell-model Hamiltonian describing the internal dynamics in the closed quantum system approximation, and

$$W_{\mathcal{Q}_0 \mathcal{Q}_0}(E) = H_{\mathcal{Q}_0 \mathcal{Q}_1} G_{\mathcal{Q}_1}^{(+)}(E) H_{\mathcal{Q}_1 \mathcal{Q}_0}, \quad (2)$$

is the energy-dependent continuum coupling term, where E is a scattering energy, $G_{\mathcal{Q}_1}^{(+)}(E)$ is the one-nucleon Green's function, and $H_{\mathcal{Q}_0 \mathcal{Q}_1}$ and $H_{\mathcal{Q}_1 \mathcal{Q}_0}$ couple \mathcal{Q}_0 with \mathcal{Q}_1 . The energy scale in (1) is defined by the lowest one-nucleon emission threshold. The channel state is defined by the coupling of one nucleon in the scattering continuum to a shell model wave function of the nucleus ($A-1$).

Interaction– For the SM Hamiltonian $H_{\mathcal{Q}_0 \mathcal{Q}_0}$ we adopted the WBP– interaction in the full *psd* model space [12] with the inert core of ^4He . As discussed below, the monopole terms $\mathcal{M}^{T=1}(0p_{1/2}1s_{1/2})$ and $\mathcal{M}^{T=1}(0p_{1/2}0d_{5/2})$ have been adjusted to reproduce the experimental branching ratio $b_r(\beta^- \alpha)$.

The continuum-coupling interaction was assumed to be the Wigner-Bartlett contact force $V_{12} = V_0 [\alpha + \beta P_{12}^\sigma] \delta(\mathbf{r}_1 - \mathbf{r}_2)$, where $\alpha + \beta = 1$ and P_{12}^σ is the spin exchange operator. The value of V_0 was constrained by the measured proton width of the $1/2_3^+$ state. The spin-exchange parameter α has a value $\alpha = 2$ which is appropriate for nuclei in the vicinity of driplines [13–15].

The radial single-particle wave functions (in \mathcal{Q}_0) and the scattering wave functions (in \mathcal{Q}_1) are generated by the Woods-Saxon potential, which includes spin-orbit and Coulomb terms. The radius and diffuseness of the Woods-Saxon potential are $R_0 = 1.27A^{1/3}$ fm and

$a = 0.67$ fm, respectively. The strength of the spin-orbit potential is $V_{\text{SO}} = 7.62$ MeV, and the Coulomb term is that of a uniformly charged sphere with radius R_0 . The depth of the central potential is adjusted to reproduce the measured separation energies of the $1s_{1/2}$ and $0d_{3/2}$ orbits.

Excited states of ^{11}Be and ^{11}B –Table I shows the lowest excited states in ^{11}Be calculated in SMEC. The predicted decay width of $5/2_1^+$ resonance is calculated at the measured energy. Considering the fact that ^{11}Be is a halo system in its $1/2^+$ ground state that requires huge configuration space in SM [16], the agreement between SMEC and experiment is satisfactory.

TABLE I. Energy and neutron decay width (both in keV) of the excited states $1/2_1^-$ and $5/2_1^+$ in ^{11}Be calculated in SMEC and compared to experiment. The theoretical error bars are due to the uncertainty in the determination of the continuum-coupling strength V_0 , see below.

J^π	$E^{(\text{th})}$	$E^{(\text{exp})}$	$\Gamma^{(\text{th})}$	$\Gamma^{(\text{exp})}$
$1/2_1^-$	583_{-10}^{+8}	320.04(10)	–	–
$5/2_1^+$	2172_{-20}^{+13}	1783(4)	98_{+80}^{-51}	100(10)

Figure 1 shows experimental and calculated (our SMEC model and the psdu and fsu models of Ref. [7]) states of ^{11}B around the $\beta^- p$ window of ^{11}Be . Currently, no *ab initio* calculations exist for these positive-parity resonances in ^{11}B to compare with the results of models shown in Fig. 1, see, e.g., the recent papers [17, 18]. Our calculations predict two $1/2^+$ and two $3/2^+$ excited states that can be fed by the β^- decay of ^{11}Be . The $T = 3/2$ isobaric analog state (IAS) [19] is calculated to lie over 1 MeV above the $\beta^- p$ window in all models. It is seen that both the predicted energies and ordering of these states strongly depend on the specific interaction used. Consequently, due to strong energy dependence of β^- and electromagnetic decay rates, in the following discussion the energy relations are taken from experiment while wave functions – from SMEC. In this respect, we closely follow the procedure used in Ref. [7]. We wish to emphasize that – albeit fairly phenomenological – the SMEC is at present the only configuration interaction approach that is capable of describing the coupling to the scattering continuum and providing an accurate description of positive-parity resonances in ^{11}B .

Proton decay width of the $1/2_3^+$ resonance in ^{11}B –As discussed in [8] the $1/2_3^+$ resonance is interpreted as a state aligned to the proton-decay channel. Consequently, its total decay width is expected to be dominated by the proton partial width, i.e., $\Gamma \approx \Gamma_p$. In SMEC Γ_p of this state depends weakly on the variations of monopole terms $\mathcal{M}^{T=1}(0p_{1/2}1s_{1/2})$ and $\mathcal{M}^{T=1}(0p_{1/2}0d_{5/2})$ but rapidly changes with V_0 . This allows to use the experimental value of $\Gamma(1/2_3^+) = 12(5)$ keV [3] to constrain the continuum coupling strength. As see in Fig. 2(a), this value is $V_0 = -37_{-12}^{+11}$ MeV fm³; it is used in all calculations in

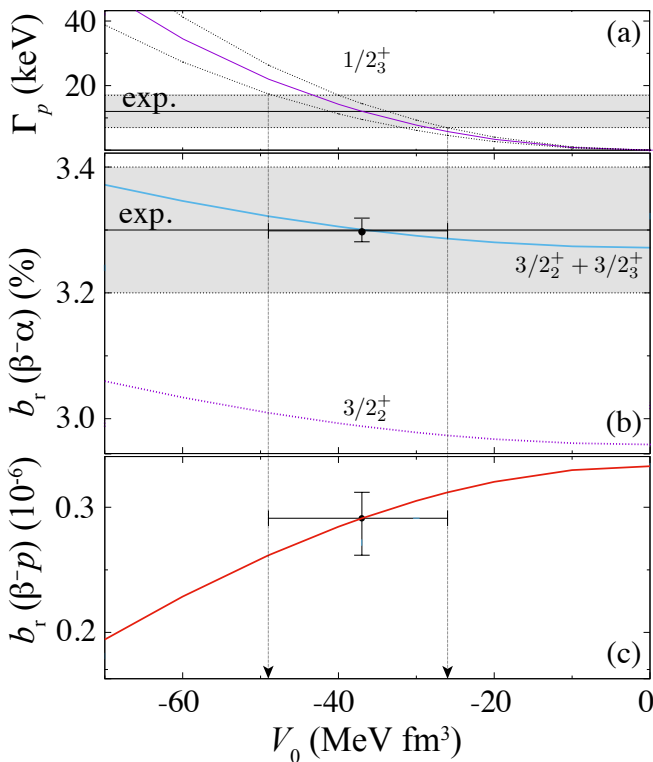


FIG. 2. (a) Proton decay width of the $1/2_3^+$ resonance in ^{11}B calculated in SMEC as a function of V_0 at an experimental energy $E = 11425(20)$ keV. The experimental value of $\Gamma(1/2_3^+)$ [3] is marked by horizontal lines. The vertical arrows mark the range of $V_0 = -37_{-12}^{+11}$ MeV fm^3 constrained by the measured value of Γ_p . The uncertainty of the calculated proton width due to the experimental error on the resonance energy is shown by thin dotted curves. (b) The branching ratio for the β^- -delayed α emission from the $1/2_3^+$ g.s. of ^{11}Be to the $3/2_2^+$, and $3/2_3^+$ resonances in ^{11}B . The predicted value of $b_r(\beta^- \alpha)$ is constrained by the proton emission width of $1/2_3^+$ resonance. The experimental value of $b_r(\beta^- \alpha)$ [9] is 3.30(10) %. (c) The branching ratio $b_r(\beta^- p)$. The energy dependence of the resonance width is given by Eq. (7).

this work.

Branching ratio for the $\beta^- \alpha$ decay of ^{11}Be – The range of energies in ^{11}B accessible in the $\beta^- \alpha$ decay of ^{11}Be encompasses the range of energies accessible in the $\beta^- p$ decay. In the energy window for the $\beta^- \alpha$ decay, one can find $3/2_2^+$ and $3/2_3^+$ resonance, ($1/2_2^+$) resonance lying close to the $3/2_2^+$ state [5], and $1/2_3^+$ resonance reported in Ref. [3]. As seen in Fig. 1, a doublet of close-lying states $1/2_2^+$, $3/2_2^+$ is also predicted by our SMEC calculations.

The β^- -delayed proton decay is a two-step process where ^{11}Be in the ground state decays to ^{10}Be via an intermediate resonance in ^{11}B . In our branching-ratio estimates we only consider Gamow-Teller transitions. As will be shown below, the Fermi component of the beta decay via the tail of the $1/2^+$, $T = 3/2$ IAS can be safely

neglected. Branching ratios are calculated as:

$$b_r = \frac{T_{1/2}}{\mathcal{T}} \mathcal{F}_0 g_A^2 B(GT) \quad (3)$$

where $T_{1/2} = 13.76$ s is the half-life time of β^- -decaying ground state of ^{11}Be , $\mathcal{T} = 6145$ s, $g_A = 1.27$, and the phase space factor \mathcal{F}_0 for this sequential two-step process can be written as:

$$\mathcal{F}_0 = \int_0^Q \frac{d\epsilon}{2\pi} \frac{f_0(Q - \epsilon) \Gamma(\epsilon)}{(\epsilon - E_R)^2 + \Gamma^2(\epsilon)/4}, \quad (4)$$

where $f(\epsilon)$ is the energy-dependent phase space function, E_R is the resonance's energy, Γ is the decay width, and Q is the maximum energy allowed for a given decay channel. The energy dependence of Γ is essential for attenuating the function f_0 in the limit $\epsilon \rightarrow 0$.

The energy dependence of Γ can be approximated by:

$$\Gamma(\epsilon) = \Gamma_R \frac{P_\ell(\epsilon)}{P_\ell(E_R)}, \quad (5)$$

where Γ_R is an experimental width of the resonance, and P_ℓ is the barrier penetrability given by the standard R -matrix expression [20]:

$$P_\ell(k) = \frac{k R_C}{F_\ell^2(k R_C) + G_\ell^2(k R_C)} \quad (6)$$

where F and G are Coulomb regular and irregular wave functions, ℓ is the angular momentum of the emitted particle, and $R_C = 1.57A^{1/3}$ is the Coulomb radius [21]. If the continuum space of SMEC contains the particle's decay channel, the energy dependence of resonance width is calculated using the imaginary part of the complex-energy solution $\mathcal{E}(E)$ of the SMEC effective Hamiltonian:

$$\Gamma(\epsilon) = -2\Im[\mathcal{E}(\epsilon)]. \quad (7)$$

In our calculation of $b_r(\beta^- \alpha)$, we use Eq. (4) to calculate the contribution of the $3/2_2^+$ and $3/2_3^+$ resonances. As the discussed $3/2^+$ resonances in ^{11}B α -decay to low-energy negative parity states of ^7Li , we take $\ell = 1$ in Eq. (6).

TABLE II. Gamow-Teller reduced matrix elements $B(GT)$ and $\log_{10}(ft)$ values for the beta decay of g.s. of ^{11}Be to the low-lying states of ^{11}B predicted in SMEC. The value $\log_{10}(ft)$ for the $T = 3/2$ IAS contains the contribution from the Fermi transition. For comparison, the $B(GT)$ predictions of Ref. [7] with the psdu SM Hamiltonian are also shown.

J^π	$B(GT)$ [7]	$B(GT)$ this work	$\log_{10}(ft)$
$1/2_3^+$	0.659	$0.125_{-0.013}^{+0.009}$	4.485
$3/2_2^+$	0.001	$0.240_{+0.002}^{-0.001}$	4.200
$3/2_3^+$	0.615	$0.322_{-0.003}^{+0.002}$	4.073
$1/2^+$, $T = 3/2$	0.571	$0.166_{-0.001}^{+0.001}$	3.274

The $B(GT)$ matrix elements in SMEC are calculated between the g.s. of ^{11}Be and the relevant $1/2^+$ and $3/2^+$

eigenstates of ^{11}B shown in Table II. The SMEC g.s. of ^{11}Be is obtained by coupling five lowest energy SM $1/2^+$ states to the lowest neutron decay channel. Similar procedure is followed for the excited $1/2_1^-$ and $5/2_1^+$ states of ^{11}Be . The $1/2^+$ and $3/2^+$ SMEC eigenstates of ^{11}B are obtained by mixing the lowest energy $1/2^+$ and $3/2^+$ SM states, respectively, via the coupling to the lowest one-proton and one-neutron decay channels. The coupling of SM states to the α -decay channel cannot be described by the current realization of SMEC and in the calculation of the branching ratio $b_r(\beta^- \alpha)$ we take experimental values of the resonance widths for Γ_R in (5). Table II lists the predicted $B(GT)$ values and half-lives for the beta decay of g.s. of ^{11}Be to the low-lying states of ^{11}B .

Figure 2(b) shows the V_0 -dependence of $b_r(\beta^- \alpha)$ from the $1/2^+$ g.s. of ^{11}Be to the $3/2_2^+$ and $3/2_3^+$ resonances in ^{11}B . In agreement with results of the R-matrix analysis of β -delayed α spectrum [9], only $3/2_2^+$ and $3/2_3^+$ resonances play a role in the $\beta^- \alpha$ decay of ^{11}Be . The $1/2_3^+$ resonance does not add significantly to this branching ratio. Assuming that its partial α -decay width Γ_α is 10 keV, the contribution of this resonance to $b_r(\beta^- \alpha)$ is $1.7 \cdot 10^{-4}$ and can be safely neglected. As mentioned earlier, in our calculations, we took the experimental value of 9.873 MeV for the energy of $3/2_2^+$ resonance [5]. For the $3/2_3^+$ state, following the suggestion of Refsgaard et al. [9], we assumed the energy of 11.450 MeV.

As seen in Fig. 2(b), major contribution to $b_r(\beta^- \alpha)$ comes from the $3/2_2^+$ state, but the $3/2_3^+$ states contribute coherently. In the psdu calculations of Ref. [7], the contribution of the $3/2^+$ resonances is 0.054%, and the $1/2_3^+$ resonance adds to the branching ratio $9 \cdot 10^{-4} \%$ for $\Gamma_\alpha = 10$ keV. The calculated $b_r(\beta^- \alpha)$ branching ratio varies very slowly with V_0 . For that reason $b_r(\beta^- \alpha)$ has been used to fine-tune the monopole terms of the SM interaction. To obtain a satisfactory agreement with experimental branching ratio, $\mathcal{M}^{T=1}(0p_{1/2}1s_{1/2})$ and $\mathcal{M}^{T=1}(0p_{1/2}0d_{5/2})$ were shifted by -2.292 MeV and $+1.0$ MeV, respectively.

Branching ratio for the $\beta^- p$ decay of ^{11}Be – In Ref. [3], the reported $\beta^- p$ branching ratio is $1.3(3) \cdot 10^{-5}$. Figure 2(c) shows this branching ratio calculated in SMEC. Contrary to $b_r(\beta^- \alpha)$, $b_r(\beta^- p)$ strongly depends on V_0 but the dependence on $T = 1$ monopole terms is weak. As one can see, the predicted value of $b_r(\beta^- p)$ is by a factor of ~ 40 smaller than found in Ref. [3].

In order to shed light on this discrepancy, in Fig. 3 we show the $b_r(\beta^- p)$ branching ratio obtained in SM as a function of the energy of the $1/2_3^+$ resonance in the energy window of the $b_r(\beta^- p)$ decay. One can see that the reported value of $b_r(\beta^- p)$ is reached at $E_p \sim 50$ keV above the proton emission threshold. At this energy, the proton decay width of $1/2_3^+$ resonance is expected to be significantly smaller than the value given in Ref. [3], i.e., the proton decay width and the branching ratio $b_r(\beta^- p)$ seem to be mutually inconsistent. To further illustrate the dependence of $b_r(\beta^- p)$ on the energy of $1/2_3^+$ reso-

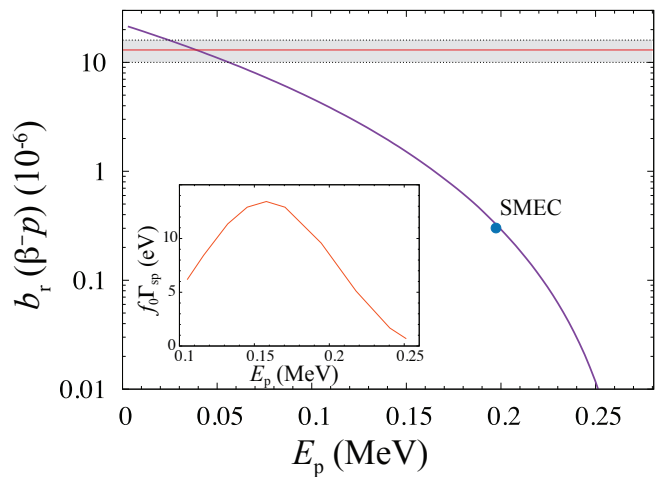


FIG. 3. Dependence of the branching ratio $b_r(\beta^- p)$ calculated in SM on the resonance energy E_p counted with respect to the proton emission threshold $E_p = 0$. The SMEC prediction at the reported resonance energy [3] is marked. Horizontal lines indicate experimental value of $b_r(\beta^- p)$. The product $f_0 \Gamma_{sp}$ is plotted in the insert.

nance, we show in the insert of Fig. 3 the product $f_0 \Gamma_{sp}$, which reflects the interplay between the phase space of the β decay and a proton tunneling probability. The energy dependence of the single-particle width $\Gamma_{sp}(E_p)$ is calculated by changing the depth of the proton Woods-Saxon potential. The quantity $f_0 \Gamma_{sp}$ suggests that the highest $b_r(\beta^- p)$ should be seen at $E_p \sim 160$ keV, close to the value expected from the SMEC analysis [8] and not far from the value found in Ref. [3]. Still, according to our model, the experimental values of Γ_p and $b_r(\beta^- p)$ cannot be reconciled.

Electromagnetic transitions in ^{11}B – The SMEC effective Hamiltonian fine-tuned to the decay data in ^{11}B can be used to calculate the electromagnetic transitions involving the low-energy states of ^{11}B . This is an independent test of the SMEC approach and the optimized interaction.

Table III compares experimental and SMEC total γ -decay widths for several low-lying states of both parities. One can see that the overall agreement between experimental and calculated values is good. One way to clarify the existence and nature of the near-threshold $1/2_3^+$ resonance would be through the observation of gamma transitions from this state to different proton-bound states in ^{11}B . Table IV lists the SMEC partial γ -decay widths and intensities of the electromagnetic transitions depopulating the $1/2_3^+$ resonance. For these estimates, we took the reported energy of $1/2_3^+$ resonance and the experimental energies of the final states [5]. One can see that E1 transitions to $1/2_1^-$ and $3/2_2^-$ states are particularly enhanced; those are possible candidates to prove the existence of $1/2_3^+$ resonance.

Conclusions– Different experimental information on ^{11}B

TABLE III. Theoretical radiative widths calculated in SMEC for low-energy states in ^{11}B compared to experimental data [5]. The theoretical errors due to the uncertainty of V_0 are negligible.

J^π	$\Gamma_\gamma^{(\text{th})}$ (eV)	$\Gamma_\gamma^{(\text{exp})}$ (eV)
$1/2_1^-$	0.244	0.12 ± 0.004
$5/2_1^-$	0.358	0.55 ± 0.05
$3/2_2^-$	1.494	1.97 ± 0.07
$7/2_1^-$	0.025	0.03 ± 0.007
$1/2_1^+$	0.101	0.39 ± 0.05
$5/2_1^+$	1.111	1.14 ± 0.08
$3/2_1^+$	0.201	1.15 ± 0.15

TABLE IV. Radiative widths and intensities of the electromagnetic transitions depopulating the $1/2_3^+$ threshold resonance in ^{11}B calculated in SMEC with $\alpha = 2$. The SM width is $\Gamma_\gamma^{\text{total}} = 13.98$ eV.

J_{final}^π	E_γ (MeV)	$M(\gamma)$	$\Gamma_\gamma^{\text{partial}}$ (eV)	$I(\gamma)$ (%)
$3/2_1^-$	11.425	E1	0.803	5.6
$1/2_1^-$	9.300	E1	11.7	81.7
$3/2_2^-$	6.405	E1	1.61	11.2
$3/2_3^-$	2.865	E1	$5.3 \cdot 10^{-5}$	$3.7 \cdot 10^{-4}$
$1/2_1^+$	4.633	M1	$8.6 \cdot 10^{-2}$	0.6
$5/2_1^+$	4.139	E2	$3.7 \cdot 10^{-3}$	$2.6 \cdot 10^{-2}$
$3/2_1^+$	3.447	M1	0.112	0.78
		E2	$9.8 \cdot 10^{-6}$	$6.8 \cdot 10^{-5}$
$5/2_2^+$	2.153	E2	$6.0 \cdot 10^{-7}$	$4.2 \cdot 10^{-6}$
			$\Gamma_\gamma^{\text{total}} = 14.32_{-0.16}^{+0.25}$	

and ^{11}Be allow to constrain parameters of the effective SMEC Hamiltonian and investigate their internal consistency in the description of the β^-p decay of ^{11}Be . The assumption in our study is that there exists the resonance that lies between proton and neutron decay thresh-

olds [3, 8]. It is also assumed that the nearby $3/2_3^+$ resonance, which is seen in the β^- -delayed α -particle emission [9], couples weakly to the one-proton decay channel, and hence cannot significantly contribute to the β^-p decay of ^{11}Be .

In this Letter, we have shown that the data on branching ratio for $b_r(\beta^- \alpha)$ [9] and $\Gamma_p(1/2_3^+)$ [3] can be consistently described. With the fine-tuned SMEC parameters, one obtains a reasonable description of both the electromagnetic transitions in ^{11}B and the low-energy excitations in ^{11}Be . However, the branching ratio $b_r(\beta^- p) = 0.28(3) \times 10^{-6}$ calculated with this Hamiltonian disagrees with the reported value $1.3(3) \times 10^{-5}$ [3]. We thus conclude that there is a tension between the reported values of $b_r(\beta^- \alpha)$ and $\Gamma_p(1/2_3^+)$, and with $b_r(\beta^- p)$.

The explanation of a strong $b_r(\beta^- p)$ branch as a decay through the tail of an IAS does not seem to be a plausible alternative: for the continuum coupling strength that is consistent with $\Gamma_p(1/2_3^+)$, the partial proton decay width of the IAS obtained in SMEC is $\Gamma_p \approx 26$ keV, which is much too narrow to contribute significantly to $b_r(\beta^- p)$. This conclusion agrees with findings of Ref. [7].

In summary, an independent experimental investigation is called for that would confirm or reject the existence of the $1/2_3^+$ resonance and confirm the presence of the $3/2_3^+$ resonance. We hope that our theoretical estimates will stimulate such a search.

After submitting this Letter, we were happy to learn that a near-threshold resonance in ^{11}B at $E \approx 11.44$ MeV was reported in the proton resonance scattering [22] and in $^{10}\text{Be}(d, n) \rightarrow ^{10}\text{Be} + p$ [23] reactions. Both findings are consistent with our predictions.

Acknowledgements— We thank A. Volya for useful discussions. This material is based upon work supported by the U.S. Department of Energy, Office of Science, Office of Nuclear Physics under Award No.DE-SC0013365 (Michigan State University) and by the COPIN and COPIGAL French-Polish scientific exchange programs.

-
- [1] D. Baye and E. Tursunov, “Beta delayed emission of a proton by a one-neutron halo nucleus,” *Phys. Lett. B* **696**, 464 – 467 (2011).
- [2] K. Riisager et al., “ $^{11}\text{Be}(\beta p)$, a quasi-free neutron decay?” *Phys. Lett. B* **732**, 305 – 308 (2014).
- [3] Y. Ayyad et al., “Direct observation of proton emission in ^{11}Be ,” *Phys. Rev. Lett.* **123**, 082501 (2019).
- [4] K. Riisager et al., “Search for beta-delayed proton emission from ^{11}Be ,” *Eur. Phys. J. A* **56**, 100 (2020).
- [5] National Nuclear Data Center, <http://www.nndc.bnl.gov/>.
- [6] W. Elkamhawy, Z. Yang, H.-W. Hammer, and L. Platter, “ β -delayed proton emission from ^{11}Be in effective field theory,” *Phys. Lett. B* **821**, 136610 (2021).
- [7] A. Volya, “Assessment of the beta-delayed proton decay rate of ^{11}Be ,” *Europhys. Lett.* **130**, 12001 (2020).
- [8] J. Okołowicz, M. Płoszajczak, and W. Nazarewicz, “Convenient location of a near-threshold proton-emitting resonance in ^{11}B ,” *Phys. Rev. Lett.* **124**, 042502 (2020).
- [9] J. Refsgaard, J. Büscher, A. Arokiaraj, H. O. U. Fynbo, R. Raabe, and K. Riisager, “Clarification of large-strength transitions in the β decay of ^{11}Be ,” *Phys. Rev. C* **99**, 044316 (2019).
- [10] Y. Utsuno and S. Chiba, “Multiparticle-multihole states around ^{16}O and correlation-energy effect on the shell gap,” *Phys. Rev. C* **83**, 021301 (2011).
- [11] R. S. Lubna, K. Kravvaris, S. L. Tabor, V. Tripathi, A. Volya, E. Rubino, J. M. Allmond, B. Abromeit, L. T. Baby, and T. C. Hensley, “Structure of ^{38}Cl and the quest for a comprehensive shell model interaction,” *Phys.*

- Rev. C **100**, 034308 (2019).
- [12] C.-X. Yuan, “Impact of off-diagonal cross-shell interaction on ^{14}C ,” *Chin. Phys. C* **41**, 104102 (2017).
- [13] Y. Luo, J. Okołowicz, M. Płoszajczak, and N. Michel, “Shell model embedded in the continuum for binding systematics in neutron-rich isotopes of oxygen and fluor,” arXiv:nucl-th/0211068 (2002).
- [14] N. Michel, W. Nazarewicz, J. Okołowicz, M. Płoszajczak, and J. Rotureau, “Shell model description of nuclei far from stability,” *Acta Phys. Pol. B* **35**, 1249–1261 (2004).
- [15] R. J. Charity et al., “Spin alignment following inelastic scattering of ^{17}Ne , lifetime of ^{16}F , and its constraint on the continuum coupling strength,” *Phys. Rev. C* **97**, 054318 (2018).
- [16] A. Calci, P. Navrátil, R. Roth, J. Dohet-Eraly, S. Quaglioni, and G. Hupin, “Can ab initio theory explain the phenomenon of parity inversion in ^{11}Be ?” *Phys. Rev. Lett.* **117**, 242501 (2016).
- [17] P. Choudhary, P. C. Srivastava, and P. Navrátil, “Ab initio no-core shell model study of $^{10-14}\text{B}$ isotopes with realistic nn interactions,” *Phys. Rev. C* **102**, 044309 (2020).
- [18] V. Somà, P. Navrátil, F. Raimondi, C. Barbieri, and T. Duguet, “Novel chiral hamiltonian and observables in light and medium-mass nuclei,” *Phys. Rev. C* **101**, 014318 (2020).
- [19] H. T. Fortune, “Properties of the lowest $1/2^+$, $T = 3/2$ states in $A = 11$ nuclei,” *Phys. Rev. C* **85**, 044304 (2012).
- [20] A. M. Lane and R. G. Thomas, “R-matrix theory of nuclear reactions,” *Rev. Mod. Phys.* **30**, 257–353 (1958).
- [21] D. H. Wilkinson, “Self-consistent determination of the effective radii of heavy nuclei for alpha-particle emission,” *Phys. Rev.* **126**, 648–653 (1962).
- [22] Y. Ayyad et al., “Evidence of a near-threshold resonance in ^{11}B relevant to the β -delayed proton emission of ^{11}Be ,” *Phys. Rev. Lett.* **129**, 012501 (2022).
- [23] E. Lopez-Saavedra et al., “Observation of a near-threshold proton resonance in ^{11}B ,” *Phys. Rev. Lett.* **129**, 012502 (2022).