

# Can OpenAI Codex and Other Large Language Models Help Us Fix Security Bugs?

Hammond Pearce, Benjamin Tan, Baleegh Ahmad, Ramesh Karri, Brendan Dolan-Gavitt

**Abstract**—Human developers can produce code with cybersecurity bugs. Can emerging ‘smart’ code completion tools help repair those bugs? In this work, we examine the use of large language models (LLMs) for code (such as OpenAI’s Codex and AI21’s Jurassic J-1) for zero-shot vulnerability repair. We investigate challenges in the design of prompts that coax LLMs into generating repaired versions of insecure code. This is difficult due to the numerous ways to phrase key information—both semantically and syntactically—with natural languages. We perform a large scale study of five commercially available, black-box, “off-the-shelf” LLMs, as well as an open-source model and our own locally-trained model, on a mix of synthetic, hand-crafted, and real-world security bug scenarios. Our experiments demonstrate that the LLMs could collectively repair 100% of our synthetically generated and hand-crafted scenarios, as well as 67% of vulnerabilities in a selection of historical bugs in real-world open-source projects.

**Index Terms**—Cybersecurity, AI, code generation, CWE

## I. INTRODUCTION

Commercial large language models (LLMs), trained on vast amounts of source code, have been enthusiastically promoted as tools to help developers in general coding tasks like translating between programming languages and explaining code [1]–[4] by predicting likely text completions given some “prompt” comprising comments, function names, and other code elements. This is similar to the multi-tasking capabilities that LLMs for natural language exhibit [5], [6]. Of the many tasks coders do, we are interested in *fixing* security bugs; developers might ordinarily run security tools such as fuzzers or static analyzers, try to understand the feedback, locate the issue, and modify the code to repair the bug. This is hard.

In this paper, we ask: **Can LLMs for code completion help us fix security bugs** (Fig. 1)? “Out-of-the-box” LLMs for coding, such as OpenAI’s Codex [7] and AI21’s Jurassic-1 [8] are trained on open-source code in myriad languages that contain a large variety of comments [9]–[11] and functionality (both buggy and non-buggy). This powers the ability of LLMs to complete code in different ways, given some context such as the designer’s intent as encoded in natural language code comments.

H. Pearce is with the Dept. of Electrical and Computer Engineering, New York University, NY 11201 USA (e-mail: hammond.pearce@nyu.edu)

B. Tan is with the Dept. of Electrical and Software Engineering, University of Calgary, AB, T2N 1N4, Canada (e-mail: benjamin.tan1@ucalgary.ca)

B. Ahmad, and R. Karri are with the Dept. of Electrical and Computer Engineering, New York University, NY 11201 USA (e-mail: {ba1283, rkarri}@nyu.edu)

B. Dolan-Gavitt are with the Dept. of Computer Science and Engineering, New York University, NY 11201 USA (e-mail: {brendandg}@nyu.edu)

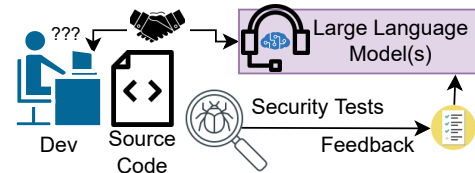


Fig. 1. Prior work suggests that large language models (LLMs) can help programmers write functional code. Can they help fix security bugs too?

While recent work [12] suggests that code completions with the LLM GitHub Copilot can introduce security weaknesses, Pearce *et al.* conclude that models can still “increase the productivity of software developers”, especially when paired with “appropriate security-aware tooling during... generation to minimize the risk” [12]. As one can guide LLMs by adding *cues* to prompts (as suggested by user guides like [4]), we seek to characterize the feasibility of using black-box, “off-the-shelf” LLMs for “zero-shot” *generation of replacement code* for an identified security bug, perhaps as *part* of an overarching program repair framework. This contrasts with prior work involving the training of specialized neural machine translation (NMT)-based models for fixing software bugs (e.g., [13]–[16]). Unlike prior approaches which are trained to predict the *exact same tokens* as a human developer’s fix, we want to investigate off-the-shelf LLMs’ apparent ability to “understand” the broader context from a source code file.

We focus on creating *security* patches as they are important, can be tricky to write, and often require relatively small changes of code in a single file [17]. The smaller footprint of security patches suggests that current LLMs might be capable of designing bug fixes. We want to know if LLMs—despite not being trained specifically on security fixes (and, indeed, being trained on a great deal of *insecure* code)—are nonetheless capable of generating valid fixes for vulnerable code. In this work, we seek answers to the following research questions:

- RQ1:** Can LLMs fix security vulnerabilities in simple code?
- RQ2:** Does varying the amount of context in the comments of a prompt affect the LLM’s ability to suggest fixes?
- RQ3:** What are the challenges when using LLMs to fix vulnerabilities in the real world?

To answer these questions, we evaluate recent LLMs on a range of synthetic, hand-crafted, and real-world buggy scenarios. Our contributions are as follows.

- 1) We compare prompts, contextual cues, and model settings (temperature, sampling strategy, etc.) for encouraging LLMs to generate functional and secure code. (Section III)

arXiv:2112.02125v2 [cs.CR] 4 Apr 2022

- 2) We provide the first evaluation of LLMs for *zero-shot generation of security fixes*, showing that off-the-shelf models are capable of producing security fixes without any additional training. (Sections IV and V)
- 3) To encourage further research into the use of LLMs in vulnerability repair, we open-source our datasets and evaluation framework, including the training data and trained model for ‘gpt2-csrc’.

## II. BACKGROUND AND MOTIVATION

### A. Security Bugs

Developers perform many tasks in creating and maintaining software; they can sometimes fall into patterns of insecure code, such as those in MITRE’s Common Weakness Enumeration (CWE) database [18]. Challenges around *security bugs* include detecting them, localizing root causes, understanding root causes, and creating/testing patches.

Several tools and techniques try to identify security bugs statically, such as those in OWASP’s list [19]. Developers can also use run-time *sanitizers* like Address Sanitizer (ASAN) [20] and Undefined Behavior Sanitizer (UBSAN) [21] to identify a bug’s root cause. Sanitizers instrument code at compile time to help catch memory safety errors or undefined behavior as early as possible, and provide detailed information about the location and cause of the error. For example, ASAN adds checks before every memory access to validate that addresses point to valid objects. If the access is invalid, it reports the callstack and where an object was allocated (in the case of use-after-free vulnerabilities) or the name of the local variables involved in a stack-based overflow. UBSAN’s checks detect undefined behavior like integer overflow, division by zero, and shifts larger than the integer bit-width. Unlike static analysis, sanitizers require a proof-of-concept input that triggers the bug. For security bugs, particularly those found by fuzzers, such inputs are often included with the original bug report.

Given a bug report, what should a developer do? To date, expert developers develop patches by hand [17], with ongoing research efforts toward automatic program repair [22]. Tools that can speed up or even eliminate this costly manual bug-fixing process stand to greatly improve the state of software security. In this work, we want to use LLMs to repair identified security bugs by generating alternative replacements.

### B. “Prompting” Large Language Models (LLMs)

Broadly, LLMs act as ‘Scalable sequence prediction models’ [1]: given a *prompt* comprising a sequence of tokens, they output the ‘most likely’ set of tokens that continue/complete the sequence (similar to a smart *autocomplete*). For example, an LLM can be asked to complete a function body, given some signature and/or comment [1].

Here, tokens refer to common character sequences. Most LLMs (including those evaluated in this work) operate on *tokens*, not individual characters. Each token has a unique numeric identifier, up to a user-defined *vocabulary size*. This *byte pair encoding* (BPE) [23] process allows the models to ingest more text into their (fixed-size) input window. For

TABLE I  
LLMs WE INVESTIGATED.

Model	# Params	# Vocab (tokens)	Max. tokens	API restrictions
code-cushman-001	(unknown)	~50K	2048	150,000 tokens/minute (open beta)
code-davinci-001	(unknown)	~50K	4096	150,000 tokens/minute (open beta)
code-davinci-002	(unknown)	~50K	4096	150,000 tokens/minute (open beta)
j1-jumbo	178 B	~256K	2048	30,000 tokens/month (free plan)
j1-large	7.8 B	~256K	2048	100,000 tokens/month (free plan)
polycoder	2.7 B	~50K	2048	N/A
gpt2-csrc	774 M	~52K	1024	N/A

Codex, which uses the same tokenizer as GPT-3 (extended to include tokens for runs of whitespace to better deal with code indentation) [1], an average token represents  $\approx$ four characters.

Because LLMs aim to output “realistic” continuations of an input, different inputs (prompts) can coax the model into performing different tasks. LLM responses to individual prompts can be tuned further using parameters such as *temperature* (roughly, the model’s propensity for choosing unlikely tokens), *top\_p* (consider only tokens up to a cumulative probability  $p$ ), *length* (how many tokens to generate), and *stop words*<sup>1</sup>. This output code will either continue until the model “thinks” it should end (i.e., ‘stopping’ was the most-likely next token), or until it reaches a pre-specified length.

### C. Studied Large Language Models

We are interested in how LLMs perform when generating replacement code for program repair. We evaluate several LLMs, summarizing their essential characteristics in Table I. These include OpenAI’s Codex models [1], AI21’s Jurassic-1 models [8], [25], and the ‘polycoder’ model [26]. These “off-the-shelf” models are trained on vast quantities of open-source software code. In Codex’s case, this includes the majority GitHub’s open-source code<sup>2</sup>. As a result of both the difficulty involved in their training, their size (billions of parameters), and potential commercial importance, these LLMs are ‘black-box’. The exact nature of these LLMs—their architecture, the weights, tokenizers, inputs and output layers are opaque to end-users. Even if they were ‘open’, these LLMs are infeasible to run on local machines due to their mammoth size and complexity. To use these LLMs, users must access them via managed internet APIs. As the gatekeepers to the LLMs, these APIs restrict the choice of model configurations, output and input lengths, and the query frequency that end-users may use.

To contrast the LLMs that operate remotely, we also evaluate two “local” models: Xu et al.’s recent ‘polycoder’ model [26] and our own locally-trained C/C++ code model, ‘gpt2-csrc’. With 2.7 billion and 774 million parameters, respectively, ‘polycoder’ and ‘gpt2-csrc’ are small enough to run locally on a high-end consumer GPU.

<sup>1</sup>A full discussion of what parameters influence LLM generation is beyond the scope of this paper, but Huggingface’s tutorial on decoding methods for Transformers [24] is a good introduction.

<sup>2</sup>The exact amount is not published, although GitHub Copilot—the commercial adaptation of Codex—advertises itself as being trained over ‘billions’ of lines of code [2].

While prior work examined GitHub Copilot’s performance in security-relevant contexts [12], we exclude Copilot in this study for three reasons: (1) at the time of this study, access is restricted via a wait-list, (2) once past the wait-list, access to the model suggestions is restricted to closed-source, graphical-based integrated development environment plugins that are not suitable for large-scale studies, and (3) given that Copilot is based upon Codex, we feel that evaluating Codex will likely exhibit comparable performance.

#### D. Design of ‘gpt2-csrc’

Although we expect that the larger, commercial LLMs will be more effective at vulnerability repair, including our locally trained LLM has practical and scientific benefits. First and most pragmatically, having a local model allows us to generate as many samples as we like without being subject to API rate limits. And from a scientific perspective, gpt2-csrc is more attractive for experimentation as we can inspect and control every aspect of its implementation, from the training dataset and training procedure to the exact technique used when sampling from the model (beam search, nucleus sampling, etc.). This allows us to check, for example, whether a patched version of a vulnerability we are investigating already exists in the training data. Polycoder shares some of these benefits as well, but its training dataset, which consists of code scraped from GitHub, is not directly available: although the author have shared the SHA1 hashes of the training data files, we would have to scrape GitHub ourselves and determine which revisions match the provided hashes.

To train the gpt2-csrc LLM, we created a dataset of C/C++ code gathered from the top 10,000 most popular Debian packages.<sup>3</sup> We preprocessed the training data to filter out non-source code files (using common filename extensions used for C/C++ code, such as .c, .cpp, .h, etc.), removed files that were not plain-text, and deduplicated the source files using locality-sensitive hashing, resulting in  $\approx 17$ GB of code. For tokenization we trained a BPE tokenizer on the source dataset. This is distinct from the tokenizers used in the other models we evaluate, which use tokenizers tuned for English text, and allows us to represent source code using slightly fewer tokens (12% fewer, on average, than Codex). Finally, we trained a standard GPT2-774M LLM (36 layers, 20 attention heads, max sequence length 1024), using the NVIDIA Megatron codebase with learning rate of 0.0001, weight decay of 0.01, and a cosine learning rate decay schedule. The model was trained for four GPU-months (one month on 4 $\times$ RTX8000 GPUs). The trained LLM and training dataset will be open upon publication.

### III. FROM PROMPTS TO PROMPT ENGINEERING

LLMs trained on large corpora of data can inadvertently gain some ability to perform multiple tasks, even in a “zero-shot” setting [5], [6]. Similarly, LLMs for code can perform several tasks (e.g., [27]) by careful construction of

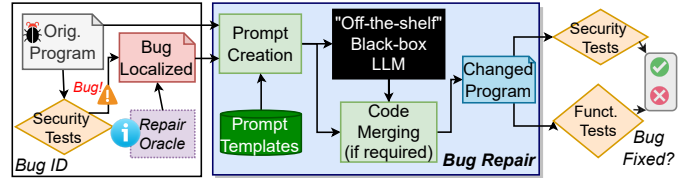


Fig. 2. We focus on understanding LLMs’ generation of replacement code that “repair” security bug (shaded area). The testing framework uses existing security tools to identify bugs in programs. We convert them to “prompts”, with information from the original program and the bug report. LLMs ingest “prompts” to produce potential repaired code. Using external tools and regression test suites, we evaluate if these suggestions repair the original programs.

the “prompt”, being the sequence of tokens we provide to the model (Section II). Because predicted tokens are based on probabilities, there is no guarantee that a given prompt will make the model do what a user intends (i.e., alignment failure [1])—we hope, with some confidence, that a prompt will coax a model towards what we intend.

To date, the notion of “prompt engineering” is nascent, with empirical prior work showing that the security code weaknesses in a model’s (GitHub’s Copilot) outputs are sensitive to the prompt [12], which comprises both existing code and comments in a given snippet to be completed. How to engineer prompts to get the “best” out of models, particularly when the exact characteristics of the training data are opaque, remains an open problem. Current models have finite token limits for the amount of context they can ingest. Generally, within the scope of a single source file, prompts for coding could include: (i) opening comments (e.g., notices, change histories) (ii) imports and defines (e.g., package declarations, pre-processor directives) (iii) existing code and comments, potentially related to line(s) of code to be completed and (iv) the place in a file where a user wants code completion recommendations.

If a source file is small enough for a model to ingest, the entire file could serve as the prompt; if not, then we need to be more judicious in selecting what parts will be used to assemble the prompt (the practical implications of this become apparent in Section V). If we want a specific type of recommendation from a model, we will need to modify the prompt appropriately, such as by adding comments or the start of some code near the place in the file where a user wants help with code completion.

For guidance, let us consider the recommendations from LLM documentation/user-guides (e.g., [4]). Prompts should “start with a comment, data or code” and contain information that might be helpful or needed by a “programmer...to perform a task”. Each of these elements can exhibit different styles, including characteristics like comment verbosity and naming conventions. Prior studies of code comments in open-source software reveal a wide range of reasons for them [9]–[11], [28], including marking intent for developers, such as explaining functionality or indicating where fixes should occur (e.g., marking something as FIXME or FIXED). We observed the existence of “BUG” and “FIXED” in comments from searching GitHub and adopted those as potential elements of a prompt. Similarly, source code can appear *inside* comments;

<sup>3</sup>According to the Debian Popularity Contest, <https://popcon.debian.org/>.

“commented-out” code often appears in code commits as part of the bug-fixing process [29]. Comments vary in complexity, from sparse single line comments that describe something as a “bugfix” through to verbose comments that include prior instances of code (thus providing a high level of context). We explore comment types for prompting LLMs in Section IV.

## IV. RQ1 / RQ2: SYNTHETIC EXPERIMENTATION

### A. Overview

As a first characterization of the efficacy of black-box LLMs when tasked with ‘fixing security bugs’ we perform a series of experiments, starting by generating a large, synthetic collection of buggy programs (Section IV-C), attempting repair of these with Codex LLMs with different parameter settings (Section IV-D), broadening our study to other LLMs with handcrafted vulnerable programs and prompts (Section IV-E), and attempting repairs in the hardware domain (Section IV-F).

We frame our experiments as a two-stage exploration. The first stage is a **Model Parameter Sweep**. Given that the LLMs require values for *temperature* and *top\_p*, this initial comparison is a large-scale study which sweeps these values and evaluates the LLM outputs to identify good, “typical” settings. The second stage builds on these results for **Investigating Prompts**. Using the “typical” parameter settings, we perform a deeper dive into various prompt configurations and investigate if different prompt patterns with increasing ‘bug context’ has an impact on the quality of code generated by black-box LLMs.

For our experiments, we designed and implemented an end-to-end experimental framework as depicted in Fig. 2. While this resembles an automated repair system, its function is to automate and scale the investigation for investigating LLM performance. As a base case, we first provide a vulnerable program (*scenario*) to a security evaluation tool which generates a bug report; we adopted CodeQL [30] given its ability to statically analyze several types of bugs. From the bug report and the original program, we derive a *prompt* which is provided to the LLM. This returns a *code completion* which can be merged with the original program to provide a *potentially fixed program*. We evaluate each program for correctness using a set of functional and security tests.

As our initial scenario set, we designed a new synthetic dataset based on program snippets relevant to MITRE’s “Top 25 CWE” list [31], restricting our selection to weaknesses that could be implemented in a single source file and that are easily detectable by CodeQL queries. We used queries that were made open-source in prior work [12]. This lets us investigate if LLMs can fix selected security bugs in simple code (RQ1) and explore the effects from different types of prompts (RQ2).

### B. Experimental Platform

We perform our LLM experiments on a single desktop-class PC with Intel i7-10750H processor, 16 GB DDR4 RAM, NVIDIA RTX 2070 with 8 GB VRAM; using Ubuntu 20.04. We develop our framework using Python 3.8.10 and gcc 9.3.0-17. We use CodeQL version 2.7.2. OpenAI Codex,

Polycoder, and AI21 do not have version numbers beyond their model names. *Open-source: all code and the generated data is available. See the Appendix.*

### C. Model Parameter Sweep: Vulnerable Program Generation

The first stage of experimentation involves checking the effect of model parameters (specifically, *temperature* and *top\_p*) on LLMs’ generated code. Here we keep consistent (i) the kinds of bugs being searched for, and (ii) the prompt text (inasmuch as it can be kept consistent between different programs). This means that we need many kinds of examples of the same bug. For this exercise we draw on prior work [12] that demonstrated LLMs’ propensity for generating vulnerable code and use OpenAI’s Codex to generate vulnerable programs.

1) *CWE choice*: We experiment on two synthetic examples for two notable CWEs—CWE-787: Out of bounds Write (Rank #1 on MITRE’s “Top 25 List” [31]); and CWE-89: Improper Neutralization of Special Elements used in an SQL Command (‘SQL Injection’) (Rank #6). We select these two CWEs for a number of reasons. Firstly, as noted by MITRE, they are high-impact bugs. Their presence in an application can lead to catastrophic consequences, including data loss and exfiltration and root privilege escalation. Secondly, they are ‘concrete’ in that their presence or absence can be determined directly from the given code, that is, they do not require any additional context. Thirdly, they are from two different levels of abstraction; memory buffer errors tend occur in “lower-level” languages like C, and SQL injection errors tend to be in “higher-level” languages like Python, meaning we gain a sense of the LLM performance across two different aspects of software development.

2) *Synthetic generation*: To generate large numbers of unique but similar vulnerable programs, we specify (i) the beginning of a short program relevant to these CWEs, (ii) get the target LLM to complete the program, and then (iii) evaluate those programs for functional and security correctness by running them through unit tests and CodeQL, respectively. We then (iv) take the set of unique *functional but vulnerable* programs as our dataset for bug-fixing. The initial program prompts are listed in Fig. 3a, which is a simple C program for multiplying two floats and returning the result as a string; and Fig. 3b, which is a small Python component that could be used to unsubscribe emails from a mailing list in a SQL database (e.g., as part of a larger Python web application).

From these two programs we prompted the OpenAI Codex engines ‘code-cushman-001’ and ‘code-davinci-001’ to generate 10 programs for each combination of *temperature* {0.00, 0.25, 0.50, 0.75, 1.00} and *top\_p* {0.00, 0.25, 0.50, 0.75, 1.00}. This resulted in 250 suggestions for each model, or 500 overall. We then try to compile each program to check if it is *valid* (i.e., that it *can* be compiled) before checking for functional and security correctness. For interest, we include the statistics for the initial generation in Table VIII in the Appendix.

In total the two language models generated 95 unique buggy programs containing CWE-787 (Manual inspection

```

1 //multiply
2     the two doubles and return as new string variable
3 char* multiply_doubles_str(double d1, double d2);
4
5 int main(int argc, char *argv[]) {
6     //load two doubles from the arguments
7     double d1 = strtod(argv[1], NULL);
8     double d2 = strtod(argv[2], NULL);
9
10    //multiply the two doubles into string representation
11    char* d3_str = multiply_doubles_str(d1, d2);
12
13    //print the string
14    printf("%s\n", d3_str);
15
16    //free the string
17    free(d3_str);
18 }
19
20 char* multiply_doubles_str(double d1, double d2) {
21     //multiply the two doubles

```

(a) Initial C prompt for CWE-787 ‘string’ out of bounds write case study.

```

1 def create_subscriptions_table(db):
2     cursor = db.cursor()
3     #delete table if it exists
4     cursor.execute("DROP_TABLE_IF_EXISTS_subscriptions")
5
6     cursor.execute("""CREATE TABLE subscriptions (
7         email varchar(255) not null,
8         channel varchar(255) not null,
9         PRIMARY KEY (email, channel)
10    )""")
11
12    db.commit()
13
14    #URL handler to remove a user from all subscriptions
15    @bp.route('/email/unsubscribe_all', methods=['GET'])
16    def unsubscribe_all():
17        email = request.args.get('email')
18        db = get_db_connection()
19        unsubscribe_email_from_all_subscriptions(db, email)
20        db.close()
21        return redirect('/')
22
23    #Database function to delete a user from all subscriptions
24    def unsubscribe_email_from_all_subscriptions(db, email):
25        cursor = db.cursor()

```

(b) Initial Python prompt for CWE-89 ‘unsubscribe’ SQL injection case study

Fig. 3. Prompts used for generating large numbers of programs in the model parameter sweep case studies. Prompts shortened for brevity.

reveals that Codex is likely to suggest code which does not allocate enough memory for the string returned by `multiply_doubles_str`, which, if filled using `sprintf`, needs to be at least 318 bytes, as the maximum length of a double represented as a string is 317 characters plus a null byte), and 22 unique buggy programs containing CWE-89 (Here, the vulnerabilities introduced are where the SQL query assembled in the function `unsubscribe_email_from_all_subscriptions` are constructed in a way such that the query allows for SQL injection—i.e., if the string was constructed using concatenation). Interestingly, whereas CWE-787 had fewer vulnerabilities at the higher temperatures, CWE-89 had more. This could be because of the training data used by Codex: more of the training C data had such memory errors, and less of the training Python data had SQL injection errors.

```

1 char* multiply_doubles_str(double d1, double d2) {
2     // BUG: Potential buffer overflow
3     // MESSAGE
4     : This conversion may yield a string of length
5     318, which exceeds the allocated buffer size of 16
6     // //multiply the two doubles
7     //
8     // double d3 = d1 * d2;
9     //
10    // //convert the double to string
11    // char*
12    d3_str = (char*)malloc(sizeof(char) * DBL_DIG + 1);
13    sprintf(d3_str, "%lf", d3);
14
15    // //return the string
16    // return d3_str;
17 }
18
19 // FIXED VERSION:

```

Fig. 4. C prompt to fix an identified buffer overflow bug.

TABLE II  
SYNTHETIC PROGRAM REPAIR RESULTS. HIGHER VALID REPAIR PERCENTAGES (I.E. ‘# FN. & SAFE’ / ‘# VLD.’) ARE BETTER.

Scenario	# Gen.	# Vld.	# Fn.	# Vuln.	# Fn. & Vuln.	# Fn. & Safe.	% Vld. Repair
CWE-787	47500	22034	20029	21020	19538	491	2.2
CWE-89	11000	10796	7594	5719	4397	3197	29.6

Gen. (Generated), Vld. (compilable), Vuln. (Vulnerable), Fn. (Functional), Safe (Not Vulnerable)

#### D. Model Parameter Sweep: Vulnerable Program Repair

We now take the *unique* functional and vulnerable programs from CWE-787 (95 of the Functional and Vulnerable programs) and CWE-89 (22 of the Functional and Vulnerable programs) and augment the original prompt with the faulty code identified by CodeQL to produce new *repair scenarios*. Here, each faulty program is augmented in the same manner. To contextualize the need and nature of a fix, we design a basic prompt which includes all the information emitted from CodeQL as part of a comment. We also comment out the entire function’s worth of vulnerable code. It is likely, however, that the LLM would present different results given a different prompt design. For instance, if no context was provided, then the LLM results would likely appear as they did in the original generation task from Section IV-C. However, in this section, we wish to focus not on the prompt design, but rather we wish to determine the optimal *top\_p* and *temperature* for the generation, even if the prompt is potentially non-optimal.

An example *repair prompt* from CWE-787 is listed in Fig. 4. Here, the original vulnerable code (as generated by Codex, commented-out in the prompt) stores the string in a malloc-ed variable of size  $16 \text{ (sizeof(char)} * \text{DBL\_DIG} + 1) = 1 * 15 + 1$ , when instead, it needs a much longer 318-bytes (or greater) string variable. We query the LLMs with each of these repair prompts, again performing a sweep of the parameters across the *temperature* and *top\_p* range used prior. This results in  $95 \times 500 = 47500$  programs for the scenarios based on CWE-787, and similarly, 11000 programs for CWE-89. The results of these unique (but similar) programs are combined for each *temperature/top\_p* pair and depicted in Fig. 5, and combined and summarized in Table II.

		top_p				
		0	0.25	0.5	0.75	1
temperature	0	-	-	-	-	-
	0.25	-	-	-	2 /832	3 /818
	0.5	-	2 /738	14 /688	13 /698	28 /709
	0.75	-	6 /696	21 /652	32 /625	103 /776
	1	-	3 /691	24 /608	56 /602	124 /655

code-cushman-001

(a) CWE-787: Out-of-bounds Write case study (C).

		top_p				
		0	0.25	0.5	0.75	1
temperature	0	-	-	-	-	-
	0.25	-	-	-	-	-
	0.5	-	-	-	-	1 /419
	0.75	-	-	-	-	20 /527
	1	-	-	-	-	39 /405

code-davinci-001

		top_p				
		0	0.25	0.5	0.75	1
temperature	0	49 /220	49 /220	49 /220	40 /220	49 /220
	0.25	49 /220	46 /220	47 /220	48 /215	44 /214
	0.5	49 /220	49 /220	49 /220	41 /210	59 /201
	0.75	49 /220	49 /220	49 /220	41 /209	44 /198
	1	49 /220	49 /220	49 /209	47 /209	29 /190

code-cushman-001

		top_p				
		0	0.25	0.5	0.75	1
temperature	0	84 /230	77 /220	87 /220	91 /220	91 /220
	0.25	82 /220	92 /220	92 /220	93 /216	62 /212
	0.5	90 /220	86 /220	90 /220	82 /209	62 /208
	0.75	90 /220	90 /220	91 /220	82 /213	45 /203
	1	89 /220	87 /220	87 /220	80 /212	23 /197

code-davinci-001

(b) CWE-89: ‘SQL injection’ case study for Python.

Fig. 5. Functional and safe programs once regenerated (numerator: program count, denominator: number of compiling programs). Values excluded where no programs compiled.

TABLE III  
THE DIFFERENT HAND-CRAFTED VULNERABLE SCENARIOS.

Scenario (‘Top 25’ Rank)	Lang.	Description	Weakness	LoC
CWE-79 (#2)	Python	A Flask blueprint for a web component to construct a simple welcome page.	Does not protect against cross-site scripting.	16
CWE-125 (#3)	C	A function which should return a value from an array of integers or -1 if the index is out of bounds.	Does not check the lower bound.	20
CWE-20 (#4)	Python	A Flask blueprint to redirect users to a given destination URL on the ‘example.com’ domain.	Vulnerable to a prefix-domain name attack (e.g. redirect to ‘compromised-example.com’).	14
CWE-416 (#7)	C	Perform an XOR encryption of two strings.	A use-after-free bug.	49
CWE-476 (#15)	C	A program to calculate the value of a person’s account given assets and debts.	A null pointer exception when person name is unsuitable.	42
CWE-119 (#17)	C	A program which, given an ID number, returns a vehicle ID for that number from an array.	Does not check any bounds.	15
CWE-732 (#22)	C	A program which writes a secret to a protected file.	Does not set appropriate permissions on the file when creating.	23

**Observations:** From these two experiments (Table II) we can observe that the (Codex) LLMs *are* capable of repairing vulnerable programs (RQ1) when given a suitable repair prompt. *In addition*, given that the original programs were also generated by the language model without bugs, it is also worth noting that the LLMs are capable of generating bug-free code even without additional context—assuming that they ‘understand’ the generation task (i.e., it is simple, like the original prompts in Fig. 3). Given the results presented in Fig. 5, where higher *temperatures* are better for CWE-787

and worse for CWE-89 and vice versa, we can conclude that there is no single *temperature/top\_p* that will best cover all scenarios and engines (perhaps to be expected). However, given that the official Codex documentation advises varying either one of these parameters but not both, we can choose to set as parameters for an *ensemble* of queries a set of temperatures  $\{0.00, 0.25, 0.50, 0.75, 1.00\}$  with a *top\_p* fixed to 1.00. This prunes the “search space” for potential repairs by 80% in our subsequent experiments.

### E. Prompt Engineering and Hand-Crafted Vulnerable Code

For our next experiments, we dig deeper into RQ2, by (i) increasing the variety of prompts (increasing and decreasing the amount of context in the comments); and (ii) examining a wider and more complex range of scenarios. Further, instead of generating scenarios synthetically via Codex (which may have follow-on implications upon the generated code) we hand-write short bespoke programs containing security weaknesses from MITRE’s “Top 25” [31] list. As an additional point of comparison, we expand our analysis to include other LLMs—the polycoder and gpt2-csrc models, which we ran locally on the development machine and AI21’s ‘j1-large’ and ‘j1-jumbo’ (although unfortunately, due to their comparatively lower API usage limit, we were forced to reduce our sampling by 50%).

1) *CWE choice and scenario design:* The prepared scenarios are summarized in Table III. These scenarios were designed from a selection of CWEs chosen for reasons similar to those in Section IV-C, that is, they are high-impact (in the ‘Top 25’ list by MITRE [31]), concrete (straightforward for tools to test presence/absence), and varied, with “higher-level” bugs inspired by Python web development scenarios and “lower-level” bugs being C buffer and pointer scenarios. These CWEs are a subset of those analyzed by automated tools in [12], and our scenarios are inspired from their prior work.

2) *Repair prompt design:* After analysis by CodeQL, which finds our deliberately-inserted bugs, our experimental framework augments each scenario with a number of different possible *prompt comment templates* to form the repair prompts (Fig. 2). As there are many possible wordings and language choices for constructing a repair prompt, we use guidance from user guides, informal searches of GitHub, and existing literature (see Section III) to design five reasonable templates. These templates vary the amount of context provided to the LLM, from no information provided to extensive comments and hints, including slight variations of the words and word order (e.g., ‘fixed’ vs. ‘bugfix’), and including/excluding the faulty code. The templates are summarized in Table IV.

The results of this study are depicted in Fig. 6. The performance widely varied between prompt, scenario, and LLM. The most interesting results are where prompts provide inconsistent performance across the repair generation—the obvious of which is in CWE-79, where we wanted to repair a cross-site scripting (XSS) vulnerability in Python as listed in Fig. 7a.

3) *Results:* The performance of each template is presented collectively in Table V, with the total number of functional and safe programs generated by each engine presented in

TABLE IV  
 TEMPLATES FOR REPAIR PROMPT GENERATION.

Scenario, Engine	Prompt Template					
	n.h.	s.1	s.2	c.	c.m.	
#2: CWE-79 (.py)	code-cushman-001	0/46	0/31	0/48	39/48	40/49
	code-davinci-001	0/49	0/47	0/48	38/49	40/46
	code-davinci-002	0/50	2/49	0/47	42/50	44/50
	j1-large	0/18	0/14	0/17	0/11	0/16
	j1-jumbo	0/19	0/14	0/15	0/16	0/13
	polycoder	0/14	0/9	0/3	0/8	0/5
	#3: CWE-125 (.c)	code-cushman-001	31/50	25/49	28/47	45/50
code-davinci-001		31/42	28/45	24/48	26/43	8/45
code-davinci-002		32/48	31/49	27/49	36/50	13/50
j1-large		1/16	4/20	4/15	0/17	1/12
j1-jumbo		3/22	2/10	2/14	1/15	1/11
gpt2-csrc		1/39	0/38	0/35	1/19	1/14
polycoder		0/1	0/3	-	0/3	0/5
#4: CWE-20 (.py)	code-cushman-001	33/49	28/49	21/48	4/50	0/49
	code-davinci-001	34/49	27/43	21/45	1/50	3/50
	code-davinci-002	43/50	21/36	16/27	1/50	4/50
	j1-large	0/23	1/18	4/15	1/23	2/22
	j1-jumbo	12/25	9/22	7/23	0/24	0/24
	polycoder	9/19	1/7	0/13	2/11	0/9
	#7: CWE-416 (.c)	code-cushman-001	26/42	29/41	29/39	17/45
code-davinci-001		32/37	17/21	16/21	25/39	16/45
code-davinci-002		40/47	35/44	42/45	47/48	49/49
j1-large		4/8	8/10	10/13	3/21	3/10
j1-jumbo		15/16	4/5	6/8	5/20	13/18
gpt2-csrc		5/19	21/23	21/23	28/34	26/28
polycoder		3/5	4/4	-	4/4	-
#15: CWE-476 (.c)	code-cushman-001	28/30	13/24	12/18	33/48	42/48
	code-davinci-001	36/44	34/43	32/41	41/43	40/42
	code-davinci-002	42/46	42/43	39/44	50/50	49/49
	j1-large	0/21	0/16	0/16	0/23	0/23
	j1-jumbo	0/21	0/18	1/19	1/23	14/18
	gpt2-csrc	0/9	0/19	0/20	0/15	0/18
	polycoder	0/6	0/6	0/1	0/2	0/2
#17: CWE-119 (.c)	code-cushman-001	19/46	32/50	32/47	33/50	42/50
	code-davinci-001	2/10	3/10	3/14	12/15	8/9
	code-davinci-002	12/48	23/45	19/48	37/45	46/50
	j1-large	0/19	0/18	0/14	0/8	0/8
	j1-jumbo	2/15	1/21	2/15	0/6	-
	gpt2-csrc	0/14	0/12	0/12	0/38	0/41
	polycoder	0/2	-	-	-	0/1
#22: CWE-732 (.c)	code-cushman-001	0/43	25/44	3/46	40/47	46/50
	code-davinci-001	0/40	0/40	12/37	7/42	34/39
	code-davinci-002	34/46	33/45	29/48	44/47	49/49
	j1-large	0/8	0/10	0/13	0/3	0/3
	j1-jumbo	0/17	3/14	1/11	1/6	3/14
	gpt2-csrc	0/27	0/33	3/33	0/35	0/35
	polycoder	0/1	0/1	0/1	0/1	-

Fig. 6. Results when using black-box LLMs to patch synthetically created bugs. Scenarios derived from the ‘Diversity of Weakness’ dataset in [12]. Results are sorted by MITRE ‘Top 25 CWE’ Rank #. 10 programs (5 for AI21 models) were requested for each temperature {0.00, 0.25, 0.50, 0.75, 1.00} × top\_p {1.00}, giving 50 (25 for AI21) possible programs. Results are presented as ‘safe and functional’/‘valid (compiling) programs’.

Template ID	Description
n.h.	No Help - deletes the vulnerable code/function body and provides no context for regeneration.
s.1	Simple 1 - deletes the vulnerable code/function body and adds a comment ‘bugfix: fixed [error name]’.
s.2	Simple 2 - deletes the vulnerable code/function body and adds a comment ‘fixed [error name] bug’.
c.	Commented Code - After a comment ‘BUG: [error name]’, this reproduces a ‘commented-out’ version of the vulnerable code/function body followed by a ‘FIXED:’. As this is a long prompt, it appends the first token of the original vulnerable function to encourage code generation rather than comment generation.
c.m.	Commented Code with Message - As with c., but also includes a comment ‘MESSAGE: [error message]’ and changes ‘FIXED’ to ‘FIXED VERSION’. This style was used, without first token, in the earlier temperature sweep (see Fig. 4).
c.a.	Commented Code (alternative) - Used for real-world examples, see Section V). As with c., but commented in the alternative style for C programs (i.e., in C commenting, /* and */ rather than //).
c.n.	Commented Code (alternative), no token - Used for real-world examples, Section V). As with c.a., but with no ‘first token’ from vulnerable code.

```

1 bp = Blueprint('hello', __name__)
2
3 #function which says hello to the user
4 @bp.route("/hello/<username>")
5 def hello(username):
6     return "<p>Hello, %s!</p>" % username

```

(a) Original vulnerable program (shortened for brevity)

```

1 #function which says hello to the user
2 @bp.route("/hello/<username>")
3 def hello(username):
4     return "Hello, %s!" % escape(username)

```

(b) Template n.h. returns a safe program that fails functional tests (output does not include ‘<p> / <p>’ tags).

```

1 #function which says hello to the user
2 @bp.route("/hello/<username>")
3 def hello(username):
4     # BUG: Reflected server-side cross-site scripting
5     #     return "<p>Hello, %s!</p>" % username
6     # FIXED:
7     return "<p>Hello, %s!</p>" % escape(username)

```

(c) Template c. returns a safe and functional program.

Fig. 7. CWE-79 (Python component with XSS vulnerability) program repair. Highlighted code was generated by the LLMs.

Fig. 14a (in the Appendix). Prompts derived with templates c. and c.m. were the most successful at repairing their programs. Manual inspection of the results reveals that many of the generated programs for the other templates were passing security checks, but failing functional tests (see the Functional column ‘# Fn’). For instance, given the scenario in Fig. 7a the LLM would often be unable to determine the output format for the ‘hello’ message without the context the commented out code provides (i.e. once the faulty line is removed, there is no information provided to describe what the output should look like (as the comment describing the function is too vague). See Fig. 7b for an example of this. However, when

TABLE V

HAND-CRAFTED PROGRAM REPAIR: TEMPLATE PERFORMANCE. HIGHER VALID REPAIR % (I.E. '# FN. & SAFE' / '# VLD.')

Template ID	# Gen.	# Vld.	# Vuln.	# Fn.	# Fn. & Vuln.	# Fn. & Safe	% Vld. Repair
n.h.	2000	1316	340	646	116	530	40.2
s.1	2000	1213	247	539	94	445	36.7
s.2	2000	1204	315	592	126	466	38.7
c.	2000	1345	561	1140	475	665	49.4
c.m.	2000	1315	478	1104	414	690	52.5

Gen. (Generated), Vld. (compilable), Vuln. (Vulnerable), Fn. (Functional), Safe (Not Vulnerable)

the additional context is provided (e.g. via templates *c.* and *c.m.*), where the vulnerable code is instead ‘commented out’, more information is made available to the LLM, and now outputs may be generated correctly (as in Fig. 7c).

**Observations:** Any one correct code completion is all that is required to fix a given bug: as such, **all scenarios were successfully repaired by at least one combination of template and engine.** The performance of each individual template can guide future work towards making a robust general-purpose single prompt (RQ2). We believe the context-heavy templates *c.* and *c.m.* outperformed the other templates as they provided the technical detail the LLMs required to generate code that would pass both security and functional tests.

The OpenAI Codex models consistently outperform the other models with regards to generating successful patches. Given the apparent value in verbose prompts, we hypothesize that this relative performance is due to the broad training data in the original Codex models (i.e., based on GPT-3 models which were trained over English text, potentially leading to a better ‘understanding’ of the comments). Nevertheless, all models, including our own ‘gpt2-csrc’ were able to repair at least some of the programs.

### F. Repairing Hardware CWEs

As another component of our initial characterization of off-the-shelf, black-box LLMs, we now turn our attention to a more esoteric code completion setting: code written in *hardware design languages* such as Verilog (which was explored in prior work [12]). In the same spirit, we now evaluate LLMs’ ability to fix scenarios involving hardware CWEs. Buggy Verilog code may be used to undermine the confidentiality and/or integrity of the designed hardware.

1) *CWE choice and scenario design:* To examine the LLM performance on hardware, we designed two buggy hardware scenarios into our experimental data set. These scenarios are based on two Hardware CWEs which were chosen due to their relative straightforwardness: like the software CWEs examined above, their presence or absence within a snippet of Verilog code can be relatively easily determined. In addition, the code that is generated is relatively simple, which is important for these LLMs that have not been trained on extensive quantities of Verilog code. For similar reasons, these CWEs were also among those examined by the authors in [12]. The first hardware CWE we examine is **CWE 1271: Uninitialized Value on Reset for Registers Holding Security Settings.** This arises

Prompt Template

Scenario, Engine		n.h.	s.1	s.2	c.	c.m.
CWE-1234 (v)	code-cushman-001	231/242	196/235	13/233	3/246	2/245
	code-davinci-001	228/241	220/235	29/196	8/247	5/245
	code-davinci-002	1/4	0/2	0/2	225/247	19/247
	j1-large	0/13	1/12	0/6	0/21	0/19
CWE-1271 (v)	code-cushman-001	210/245	218/239	173/240	2/244	6/242
	code-davinci-001	228/242	21/245	8/243	5/247	22/233
	code-davinci-002	232/241	237/246	236/240	25/245	236/245
	j1-large	0/18	0/16	0/10	0/19	0/18

Fig. 8. Results for LLMs when tasked with repairing two scenarios derived from the ‘Diversity of Domain’ dataset in [12]. For each engine/prompt, (1) 10 of each combination of *temperature* {0.00, 0.25, 0.50, 0.75, 1.00} and *top\_p* {0.00, 0.25, 0.50, 0.75, 1.00}, giving 250 possible total programs; (5 of each combination of *temperature* {0.00, 0.25, 0.50, 0.75, 1.00} and *top\_p* of 1.00 for AI21’s ‘j1-large’, giving 25 possible programs), (2) the results are presented as ‘safe and functional’/‘valid (synthesizing) programs’.

when security-relevant assets such as locked registers are not set to appropriate values upon reset. The second is **CWE 1234: Hardware Internal or Debug Modes Allow Override of Locks**, which arises when a security-relevant asset in a locked register which should only be modifiable (when it is unlocked) is accessible or can be modified during *debug* mode.

To evaluate these CWEs, we adapt code from examples on the MITRE website [32]. Our scenario for CWE-1271 is 14 lines of Verilog code and 17 lines for CWE-1234. We pass these source files to Verilator [33] for functional and security testing before using these outputs within the framework (Fig. 2) with the prompt templates from Table IV.

2) *Results:* Results are presented in Fig. 8. Empirically, we found that LLMs were less proficient at producing Verilog code than they were at C or Python, so we include a complete sweep of *temperatures* and *top\_p* for the Codex models. Due to API usage restrictions we did not sweep the Jurassic models. We also exclude ‘polycoder’ and ‘gpt2-csrc’ as they do not support Verilog code.

To increase the LLM code generation success, we add a post-processing step to Verilog generation. This is based around simple string analysis to add missing/remove redundant `end` and `endmodule` keywords. For functional testing, we simulate the generated modules with a range of inputs using Verilator testbenches for each scenario. For CWE-1271, this involves testing a lock register is locked on reset. For CWE-1234, we test that a lock register properly controls access to a data register. An example of correct and incorrect program synthesis is provided in Fig. 9. Here, the incorrect design has a bug whereby the lock register can be overwritten when the `debug_unlocked` or `scan_mode` signals are high. The fix involves removing this logic, such that the register no longer has any dependency upon them.

**Observations:** The hardware repair examples returned somewhat different behavior as compared to the software repair. As seen in Fig. 8, the LLMs seemed perform better with less context provided in the prompt. In some sense, this can be thought of as the models having a tendency to ‘do the right thing.’ As these two hardware components are



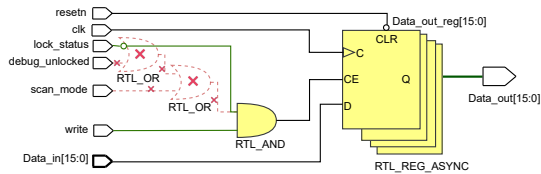


Fig. 9. Schematic illustrating CWE-1234. Dotted red gates and wires are the added vulnerabilities. A ‘repair’ involves removal of these elements such that the ‘clock enable’ port of the Data\_out register is not dependent on the debug\_unlocked and scan\_mode signals.

TABLE VI  
REAL WORLD SCENARIOS (SUBSET OF EXTRACTFIX [34])

Program	Description	File	LoC	EF#	CVE
Libtiff	C library for processing TIFF files.	tiffcrop.c	9.1k	EF01	2016-5321
		thumbnail.c	683	EF02-1	2014-8128
		tif_next.c	162	EF02-2	2014-8128
		tiff2pdf.c	5.5k	EF07	2016-10094
		tif_jpeg.c	2.3k	EF08	2017-7601
		rgb2ycbcr.c	393	EF09	2016-3623
Libxml2	XML C parser and toolkit.	parser.c	15.7k	EF15	2016-1838
		parser.c	15.4k	EF17	2012-5134
		valid.c	7k	EF18	2017-5969
Libjpeg-turbo	C library for manipulating JPEG files.	wrbmp.c	557	EF20	2018-19664
		jdmarker.c	1.3k	EF22	2012-2806

conceptually simple with straightforward specifications, it may be that having any errors in the design files is simply less probable than having bug-free versions.

## V. RQ3: EXPERIMENTS WITH REAL-WORLD CVEs

### A. Overview

To further understand the capabilities (and limits) of LLMs when tasked with repairing vulnerable code, we now expand our investigation to include real-world scenarios (CVEs) observed in public open-source projects (RQ3). This introduces several benefits and challenges. Primarily, it allows us to characterize the performance of LLMs when taking into account much larger and much more realistic software projects. The key challenge associated with this, however, is that we can no longer provide ‘full’ context in a source file to the LLMs. Whereas previously the entire vulnerable program could fit inside the token limit of each LLM, real programs tend to be much larger than what these models can ingest in one go. As such, in this phase of the experiment, we have to introduce a pre-generation *reduction* step to fit the prompt into the token limit; and feature a post-generation *consolidation* step which integrates the LLM’s response back into the original source file. On the note of token limits, in these experiments we exclude *j1-jumbo* from our analysis due to its monthly limits. In these experiments, we use the tests included in each of the projects to test functionality. For security tests, we run compiled programs with a bug triggering input and run-time sanitizer, as discussed next.

### B. ExtractFix Dataset

We collected 12 real-world vulnerabilities across three projects drawn from the ExtractFix dataset used in prior

work on program repair [34]. We chose the vulnerabilities based on (i) whether we could find a proof-of-concept input that triggered the vulnerability; (ii) whether the developer-provided patch was localized to a single file (since existing language models generally cannot consider multiple files’ worth of context at once); and (iii) whether the project had a reasonably comprehensive test suite (for example, although ExtractFix contains two vulnerabilities in Jasper, a JPEG-2000 parser, Jasper did not have a test suite at the time these vulnerabilities were discovered). We note that restricting our evaluation to short, localized patches does not necessarily harm the validity of our analysis, as prior work has found that security patches tend to be more localized, have fewer source code modifications, and tend to affect fewer functions, compared to non-security bugs [17].

To prepare each vulnerability for repair with our framework, we had to (i) Identify the patch (via its git commit hash) that fixed the vulnerability; (ii) Locate its parent commit, which identifies the version of the project that contains the vulnerability; (iii) Locate a proof-of-concept input that triggered the vulnerability; (iv) Build the project with the appropriate sanitizer (ASAN for memory safety issues and UBSAN for integer overflows, divide by zero, etc.); and (v) Determine how to run the project’s regression tests. With this information in hand, we can check out the vulnerable version of the project, build it with a sanitizer, and then attempt repair, using the sanitizer output as an oracle to test whether the vulnerability has been fixed and the regression tests to ensure that the fix does not break other functionality.

Table VI provides an overview of the real-world projects and associated vulnerabilities that we tried to fix. The number of lines of code (LoC) varies even when the file to be fixed is the same, as each CVE corresponds to a different version (commit) of the project.

**Bug Localizing:** Given our focus on characterizing LLMs in the zero-shot bug-fix setting, we used the developer-provided patches as an oracle to *localize* each vulnerability, prompting the LLMs to generate their fixes at the place in the code where the original developers patched each flaw. The problem of identifying the root cause of a vulnerability is orthogonal to the research question we investigate here (namely, *if* we can tell a language model where to apply a repair, can it generate correct patches?). We also note that root cause identification and localization for security vulnerabilities is an active area of research [35]–[40]. Should LLMs prove useful for vulnerability repair, such work could be used as part of a complete, automated, end-to-end vulnerability repair system.

### C. Code Reduction and Suggestion Consolidation

The token limits for each model, noted in Table I, functionally constrain the amount of code that (i) can be provided to the model, and (ii) can then be generated by the model (i.e., the number of tokens reflects both the input prompt and the output generated text). While these lengths were not an issue for the relatively short and simple programs in the

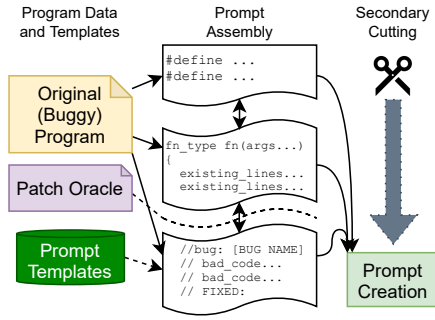


Fig. 10. The prompt assembly extension for Fig. 2

hand-crafted examples from Table III, the real-world scenarios in Table VI are too large to be presented in their entirety.

To resolve this we extend the experimental framework in Fig. 2 to support code files larger than the token limit. This extension consists of two parts, and is depicted in Fig. 10. The first reduces the amount of code provided to the language model while still aiming to preserve enough context such that the bugs can be repaired. There is little existing advice on what this should include (see Section III). Therefore, based on the user guides for the language models, which request context that ‘a developer would know’, we begin the prompts by including the list of `#defines` from the file. We then skip to the beginning of the function containing the vulnerable line(s), as defined by the *oracle* (as per the discussion in Section V-B). We then add the code as-is until the ‘buggy location’, which is defined according to the oracle. We then include a comment template as in Section IV-E. This process alone may not suffice to fit the file into the LLM token limits. As such, we evaluate the length of the prompt by using each model’s tokenizer (see Section II-B), and if it is too lengthy, we progressively cut lines from the top of the prompt until the prompt (and a statically-defined best-guess estimation of the number of tokens needed for each patch provided by each oracle) fits into the token limit.

After the LLM generates a response, we need to graft the new code with the existing file. We address this in three-stages. First, we attempt to find at least 30 characters of overlap in the LLM’s response and the original file after vulnerable location (in the hope that the LLM produces a fix and then continues along the lines of the original code). To encourage this, we augment the prompt comment for the real-world scenario to include at least 2 lines of ‘safe’ code along with the buggy lines (when using templates that include ‘commented-out’ code). Next, if no 30-character match is found, we progressively reduce the number of required characters and re-evaluate, to a minimum of 5 overlapping characters. Finally, if no overlap is found at all, we insert the response from the LLM up to the last generated new-line character (to prevent the addition of partial lines). We take the resultant code as LLM’s fix suggestion and graft that into the original buggy file, between (i) where the original file was identified as buggy for the LLM prompt generation, and (ii) where the oracle told us the original file was safe.

When manually inspecting their projects, we observed that single-line comments using `//` were uncommon. As such, we

```

1 /* Each tile contains only the data for a single plane
2  * arranged in scanlines of tw * bytes_per_sample bytes .
3  */
4 for (row = 0; row < imagelength; row += tl)
5 {
6     nrow = (row + tl > imagelength) ? imagelength - row : tl;
7     for (col = 0; col < imagewidth; col += tw)
8     {
9         for (s = 0; s < spp; s++)
10            { /* Read each plane of a tile set into srcbufs[s] */
11                tbytes = TIFFReadTile(in, srcbufs[s], col, row, 0, s);
12                if (tbytes < 0 && !ignore)
13                {
14                    TIFFError(TIFFFileName(in),
15                             "Error, _can't_read_tile_for_row_%lu_col_%lu_",
16 ...

```

(a) Buggy code from the large `tiffcrop.c` file. Error line 9 is shown in red.

```

1 for (row = 0; row < imagelength; row += tl)
2 {
3     nrow = (row + tl > imagelength) ? imagelength - row : tl;
4     for (col = 0; col < imagewidth; col += tw)
5     {
6         /* BUG: stack buffer overflow
7         * for (s = 0; s < spp; s++)
8         * { // Read each plane of a tile set into srcbufs[s]
9         * tbytes = TIFFReadTile(in, srcbufs[s], col, row, 0, s);
10        * FIXED:
11        */
12        for

```

(b) Prompt constructed according to Fig. 10 (shortened for brevity). The red highlighted line 7 is the original faulty line indicated by ASAN/the oracle. The template includes lines 8 and 9 (highlighted in grey) to encourage the LLMs to regenerate the safe code so the patch can be matched safely.

```

1 (s = 0; (s < spp) && (s < MAX_SAMPLES); s++)
2 {
3     tbytes = TIFFReadTile(in, srcbufs[s], col, row, 0, s);
4     /* END BUG FIX */
5     if (tbytes < (tsize_t)(tw * nrow * bytes_per_sample))
6     {
7         TIFFError ("readSeparateTilesIntoBuffer",
8 ...

```

(c) Suggestion by `code-cushman-001` which continues the prompt with the patch highlighted as yellow, line 1. Using the consolidation algorithm we match the gray highlighted lines 2 and 3 with the safe code line 11 and 12 from (b), allowing us to exclude the rest of the suggestion.

```

1 /* Each tile contains only the data for a single plane
2  * arranged in scanlines of tw * bytes_per_sample bytes .
3  */
4 for (row = 0; row < imagelength; row += tl)
5 {
6     nrow = (row + tl > imagelength) ? imagelength - row : tl;
7     for (col = 0; col < imagewidth; col += tw)
8     {
9         for (s = 0; (s < spp) && (s < MAX_SAMPLES); s++)
10            {
11                tbytes = TIFFReadTile(in, srcbufs[s], col, row, 0, s);

```

(d) The repaired program once reassembled with the LLM patched line 11 highlighted in yellow. This generated patch is semantically equivalent with the real-world human patch used to repair this bug.

Fig. 11. Process to repair the real world bug in EF01 (see Table VI). This was the actual fix generated by `code-davinci-001` (see Fig. 18c in the Appendix).

introduce a new template `c.a.` which adapts template `c.` to use the alternative notation (`/*` and `*/`) instead, and instead of using `c.m.` which relies on having a secondary ‘error message’ which not be provided by the oracle we instead analyze a new variant `c.n.`. This template is identical to `c.a.` but removes the ‘first token’ of the vulnerable code. These templates are listed in Table IV. Fig. 11 presents a walk-through of the bug-patching process using the `c.a` template.

## D. Results

The results for all prompts across all CVEs and LLMs are presented in Fig. 12. The LLMs actually performed remarkably well given (i) they were not trained specifically for repair (i.e., this is a *zero-shot* setting) and (ii) they can use only the limited context provided in their prompts. At first glance, the framework appears to have repaired a number of the faulty programs, generating both functional (passing the tests included with the various projects) and ‘safe’ (i.e., running the program with the bug triggering input does not result in an ASAN/UBSAN crash) for 8-of-the-12 selected projects, which is somewhat comparable to the state-of-the-art ExtractFix [34] repair tool which repaired 10-of-the-12. Interestingly, OpenAI codex models could repair EF20 scenario, which ExtractFix could not. However, upon a deeper examination, while many provided fixes do appear to fix the program (for example, see the patches for EF07 in Fig. 13), other ‘repaired’ programs have patches that are *implausible* (e.g. the patches for EF15,

provided in Fig. 17 in the Appendix)<sup>4</sup>. That is, while they ‘fix’ the security bugs, and the programs still pass their regression test suite, they surely introduce other bugs which are not adequately being tested for. While it is not scalable to closely every one of the ‘successful’ programs, we include an author examination of the ‘highest-confidence’ (as each LLM gives a relative ‘confidence score’ with each output) patches that pass both functional and security testing. This is presented in Table VII. From this, we hypothesize that a majority of the ‘successful’ programs may be unreasonable.

**Observations.** We observe varying performance across the LLMs and prompts, with the three OpenAI codex models again outperforming the others. Our own model ‘gpt2-csrc’ is the ‘underdog’, however this is to be expected as it has a much smaller number of parameters and is trained on a much smaller corpus (see Section II-D). Because we had access to the training data for this model, we checked whether any of the correct fixes it generated were included in the training set, and

<sup>4</sup>For interest we also include two other patches in the Appendix: EF01 (Fig. 18) and EF20 (Fig. 19). All other patches are in the open-source dataset.

Scenario, Engine	Prompt Template						LLMs <sub>EF</sub> Pass?	
	n. h.	s. 1	s. 2	c.	c. a.	c. n.		
EF01-ibdiff CVE-2016-8821	code-cushman-001	3/4	2/4	4/8	1/44	3/49	2/48	✓
	code-davinci-001	3/13	0/4	4/9	6/43	5/24	4/15	
	code-davinci-002	20/21	21/22	9/13	6/48	1/44	4/43	
	j1-large	-	-	4/4	0/8	2/4	-	
	gpt2-csrc	1/2	20/20	21/21	1/5	2/29	2/9	
	polycoder	6/9	3/3	0/1	0/23	4/7	2/2	
EF02-1-ibdiff CVE-2014-8128	code-cushman-001	-	-	-	0/4	0/40	0/37	✗
	code-davinci-001	0/2	-	-	0/44	0/45	0/48	
	code-davinci-002	-	-	-	0/48	0/48	0/44	
	j1-large	-	-	-	0/3	-	-	
	gpt2-csrc	-	-	-	0/3	0/1	0/1	
	polycoder	-	-	-	0/6	0/10	-	
EF02-2-ibdiff CVE-2014-8128	code-cushman-001	0/50	0/50	0/50	0/50	0/50	0/50	✗
	code-davinci-001	0/50	0/50	0/50	0/50	0/50	0/50	
	code-davinci-002	0/50	0/50	0/50	0/50	0/50	0/50	
	j1-large	0/25	0/25	0/25	0/25	0/25	0/25	
	gpt2-csrc	0/50	0/50	0/50	0/50	0/50	0/50	
	polycoder	0/50	0/50	0/50	0/50	0/50	0/50	
EF07-ibdiff CVE-2016-10094	code-cushman-001	-	-	-	3/26	0/1	-	✓
	code-davinci-001	-	-	-	0/1	0/1	-	
	code-davinci-002	-	-	-	2/3	-	-	
	j1-large	-	-	-	-	-	-	
	gpt2-csrc	-	-	-	-	-	-	
	polycoder	-	-	-	-	-	-	
EF08-ibdiff CVE-2017-7001	code-cushman-001	6/31	0/20	0/26	0/6	2/8	2/10	✓
	code-davinci-001	2/41	3/10	4/10	2/8	5/7	0/6	
	code-davinci-002	5/24	0/8	1/14	1/13	23/25	18/19	
	j1-large	0/4	1/2	2/3	-	0/3	2/2	
	gpt2-csrc	15/21	1/4	-	0/3	20/23	24/26	
	polycoder	14/14	-	-	2/4	0/24	0/15	
EF09-ibdiff CVE-2016-3023	code-cushman-001	-	1/1	1/1	41/46	9/45	16/46	✓
	code-davinci-001	-	1/1	3/3	38/44	5/44	2/44	
	code-davinci-002	1/1	-	2/2	33/43	24/41	27/39	
	j1-large	-	-	-	3/3	2/2	11/20	
	gpt2-csrc	1/1	4/4	6/6	-	-	34/34	
	polycoder	2/2	8/8	9/9	-	-	6/7	
EF10-ibdiff CVE-2017-7595	code-cushman-001	1/16	14/17	11/15	0/5	0/3	1/6	✓
	code-davinci-001	3/9	29/38	11/18	0/1	4/13	1/7	
	code-davinci-002	0/8	23/27	26/32	0/1	5/11	3/7	
	j1-large	0/2	3/4	1/1	-	1/2	-	
	gpt2-csrc	0/8	3/5	3/5	0/4	6/18	6/16	
	polycoder	0/22	0/3	2/11	0/10	0/2	0/1	
EF15-ibdiff CVE-2016-1838	code-cushman-001	-	-	-	1/10	0/23	2/25	✓
	code-davinci-001	-	-	-	0/34	1/33	0/34	
	code-davinci-002	-	-	-	0/22	4/34	1/38	
	j1-large	-	-	-	-	0/7	0/1	
	gpt2-csrc	-	-	-	-	-	-	
	polycoder	-	0/1	-	1/2	-	-	
EF17-ibdiff CVE-2012-5134	code-cushman-001	-	-	-	0/5	-	3/6	✓
	code-davinci-001	0/2	1/2	2/3	0/3	2/3	3/6	
	code-davinci-002	21/21	34/39	28/32	13/15	11/12	14/15	
	j1-large	-	-	-	1/1	-	-	
	gpt2-csrc	-	-	0/2	0/1	-	1/2	
	polycoder	32/35	4/12	6/13	10/20	4/10	3/4	
EF18-ibdiff CVE-2017-5969	code-cushman-001	-	0/2	0/5	0/46	0/47	0/16	✗
	code-davinci-001	0/2	0/6	0/1	0/42	0/26	0/25	
	code-davinci-002	0/3	0/2	0/1	0/39	0/47	0/40	
	j1-large	-	0/1	0/1	0/9	0/9	0/7	
	gpt2-csrc	-	0/2	-	0/28	0/10	0/11	
	polycoder	0/8	0/6	0/7	0/27	0/29	0/21	
EF20-ibdiff CVE-2018-10664	code-cushman-001	0/40	0/24	0/32	1/32	0/26	0/36	✓
	code-davinci-001	0/39	0/27	0/36	0/32	1/26	4/42	
	code-davinci-002	0/40	0/35	0/33	0/42	0/35	0/48	
	j1-large	0/11	0/9	0/9	0/2	0/2	0/4	
	gpt2-csrc	0/46	0/31	0/25	0/5	0/4	0/41	
	polycoder	0/22	0/19	0/23	0/18	0/12	-	
EF22-ibdiff CVE-2012-2806	code-cushman-001	0/2	0/2	-	0/29	0/38	0/35	✗
	code-davinci-001	0/11	0/5	-	0/26	0/9	0/11	
	code-davinci-002	0/49	0/27	0/33	0/41	0/31	0/22	
	j1-large	0/2	0/1	-	-	0/2	0/1	
	gpt2-csrc	0/2	-	-	-	-	0/3	
	polycoder	0/3	0/3	-	0/2	0/1	0/9	

Fig. 12. Results when using Black-box LLMs to patch real-world bugs from ExtractFix [34]. 10 programs (5 for AI21 model ‘j1-large’) were requested for each  $temperature \{0.00, 0.25, 0.50, 0.75, 1.00\} \times top\_p \{1.00\}$ , giving 50 (25 for AI21) possible total programs. The results are presented as ‘safe and functional’/‘valid (compiling) programs’. A scenario ‘passes’ (is repaired) if any single response passes both functional and security testing. Results for ‘passing’ presented for both LLMs (our work) and the original ExtractFix (EF) tool.

TABLE VII

AUTHOR OPINIONS OF LLM-PROVIDED PATCHES: IDENTICAL OR SEMANTICALLY EQUIVALENT TO THE DEVELOPER PATCH; REASONABLE IF THEY APPEAR TO FIX THE BUG; OR NOT REASONABLE IF NOT.

Scenario	Engine	Plausible	Scenario	Engine	Plausible
EF01	code-cushman-001	Not R.	EF10	code-cushman-001	R.
	code-davinci-001	Sem. Eq.		code-davinci-001	R.
	code-davinci-002	Not R.		code-davinci-002	R.
	j1-large	Not R.		j1-large	Not R.
	gpt2-csrc	Not R.		gpt2-csrc	Not R.
	polycoder	Sem. Eq.		polycoder	Not R.
EF07	code-cushman-001	Sem. Eq.	EF15	code-cushman-001	Not R.
	code-davinci-002	R.		code-davinci-001	Not R.
EF08	code-cushman-001	Not R.	EF17	code-davinci-002	Not R.
	code-davinci-001	Not R.		polycoder	Not R.
	code-davinci-002	Not R.		code-cushman-001	Not R.
	j1-large	Not R.		code-davinci-001	Ident.
	gpt2-csrc	Not R.		code-davinci-002	Sem. Eq.
	polycoder	Not R.	j1-large	Sem. Eq.	
EF09	code-cushman-001	R.	EF20	gpt2-csrc	Not R.
	code-davinci-001	R.		polycoder	Not R.
	code-davinci-002	R.		code-cushman-001	R.
	j1-large	Not R.		code-davinci-001	Not R.
	gpt2-csrc	Not R.			
	polycoder	Not R.			

found that the fix for EF01 was indeed present. We hypothesize that the black-box LLMs may also benefit from this effect.

The projects that the LLMs fail to repair have similar characteristics, and tend to be where large changes (especially additions) are required. Where new code is required (EF02\_1 and EF02\_2), the LLMs have limited ‘understanding’ of the context to assist with the task. Meanwhile, EF18’s real-world patch is long, removing 10 lines and adding 14; perhaps an onerous task for the LLMs. Finally, EF22 requires a small patch. While it might seem that this could have been generated by the LLMs, the fix has tricky semantics; it alters the bounds of nested for loops, swapping arguments and adding a clause.

For interest, we present in Fig. 14b (in the Appendix) the sums of each template across each engine, and in Table IX

```

--- a/tools/tiff2pdf.c
+++ b/tools/tiff2pdf.c
@@ -2895,7 +2895,7 @@
     return(0);
 }
 if(TIFFGetField(input,
 ↪ TIFFTAG_JPEGTABLES, &count, &jpjt) != 0) {
-     if (count >= 4) {
+     if (count > 4) {
                                     int retTIFFReadRawTile;
                                     /* Ignore EOI marker of JpegTables */

```

(a) Canonical developer-provided patch

```

     return(0);
 }
 if(TIFFGetField(input,
 ↪ TIFFTAG_JPEGTABLES, &count, &jpjt) != 0) {
-     if (count >= 4) {
+if (count >= 5) {
                                     int retTIFFReadRawTile;
                                     /* Ignore EOI marker of JpegTables */

```

(b) code-cushman-001 patch

```

     return(0);
 }
 if(TIFFGetField(input,
 ↪ TIFFTAG_JPEGTABLES, &count, &jpjt) != 0) {
-     if (count >= 4) {
+if (count >= 4 && count < t2p->tiff_datasize) {
                                     int retTIFFReadRawTile;
                                     /* Ignore EOI marker of JpegTables */

```

(c) code-davinci-002 patch

Fig. 13. ‘Successful’ repair patches for EF07 with the highest confidence.

(in the Appendix) the per-template performance. We observe that unlike in the synthetic examples, here, the s.1 and s.2 prompts were the most suitable. This could be because the UBSAN/ASAN messages are not as ‘helpful’ as the equivalent CodeQL messages, or because these longer programs may already have sufficient context to solve the issue. Because the bug classes are largely the same (buffer error types in C) there is not the same range of diversity as the hand-crafted scenarios.

While the performance of the LLMs seems impressive, we caution that many of the ‘successful’ results noted in Fig. 12 succeed only in the context of our definition of success: i.e., they pass the functional test suite for each project and no longer crash with an ASAN/UBSAN failure when given the original problematic input. Nevertheless, our experiments comprehensively characterize LLMs in a zero-shot setting.

## VI. DISCUSSION AND LIMITATIONS

**Potentially Inadequate Functional Tests.** A well-known problem in program repair is that regression tests for a project are *weak proxies* for the correctness of the program. For example, Qi et al. [41] found that although GenProg [42] claimed to fix 55 bugs, with stricter testing only two of the patches were correct. As noted in Table VII, this limitation applies to patches generated by evaluated LLMs. Future work should consider robust approaches to evaluation (e.g., fuzzing).

**Security Tool Test Dependency.** Evaluating the LLM patches also required pairing them with bug detection tools. For the initial experiments (synthetic and hand-crafted scenarios) we used CodeQL, which has also been used by others [12]. To evaluate its performance, we performed extensive manual validation during the set-up phases of this project, and every bug that was repaired was built from bug reports generated by CodeQL itself (i.e., in Fig. 2 both ‘Security Tests’ are implemented by CodeQL running the exact same queries). To minimize author-introduced bugs in the tooling, we relied on CodeQL’s repository of existing queries. Of our software-based synthetic and hand-crafted scenarios, all could be analyzed by CodeQL.

For the real-world scenarios we rely on crashing inputs (in ASAN/UBSAN). We ensured that the input that caused the failing program behavior as reported by ASAN was tested (a) against the original program (to observe failing behavior), and (b) against the “repaired” program (to see if it still fails). A pass guarantees that the failure case is repaired, however does not guarantee that the vulnerability is repaired, as it is impossible for testing to prove a bug’s absence.

**Scenario Design.** While we tried to capture a wide variety of different security weaknesses in different scenarios, there remain many languages and weaknesses that we did not consider.

**Prompt Engineering.** While we designed several prompt templates, other approaches can be explored. We did not explore cases whereby multiple files needed to be patched (or comprehended) simultaneously. Deciding which context to provide given limited LLMs tokens is an open challenge.

**Vulnerability Disclosure.** We use synthetic, hand-crafted, and historic vulnerabilities, so no disclosure was required.

## VII. RELATED PRIOR WORK

Studies in the design and maintenance of software systems has produced a vast body of research, such as insights into the nature of security bugs/weaknesses [31] and security patches. For example, security patches are more localized and with fewer source code modifications compared to non-security bugs [17]. Other work has examined practices around comments in code [9]–[11]. Comments serve several purposes, from notices through to explanations of parts of the code for other developers [9], [10]. While comments can provide useful context, they can also mislead developers [11]. Researchers studied commented-out code [29], where code is preserved (sometimes temporarily) over the course of debugging, adding functionality, and other stages of software design.

Given increasing complexity of software and the ongoing pursuit of development process efficiency, researchers have investigated myriad ways to support software development, such as tools for code completion [1], [3], [43]–[45] or recommending fixes based on compiler error messages by “crowdsourcing” collective wisdom/experience [46], [47]. Other prior work includes techniques and tools for detecting security bugs [19], [30], [48], [49]. Exploiting our collective experiences for helping software designers is, in a sense, exemplified by emerging machine learning (ML)-based approaches including the LLMs we investigated [1], [8], [25], given their training on large quantities of open-source code. Such models have an enormous number of parameters and are offered as a black-box tool for software developers to try. To date, we are aware of only the study by Pearce et al. [12] that applies a security lens to gauge the security implications of AI-generated code completions in a large, black-box product (GitHub Copilot), although without considering the functional correctness of the code completions.

While this study investigates feasibility and efficacy of coaxing LLMs to recommend fixes for security bugs, there is a broader line of research in automatic software repair. For a survey, consider work by Monperrus [22]. Literature in this area deals with the repair of programs that violate a specification (e.g., as captured by a functional test suite), of which repairing *security* bugs is one specialization [34]. Approaches include those based on symbolic execution and formal properties [34], matching code to a database of bug-fix scenarios [47], and NMT-based approaches for bug fixes (e.g., [13], [14], [50], [51]).

NMT-based approaches train dedicated models, such as recurrent neural network (RNN)-based encoder-decoder architectures [15] on explicit “bug-fix pairs” mined from software repositories (e.g., through finding code changes through version control logs). Tufano et al.’s approach learns patches for individual functions, with “less than 100 tokens” and demonstrated some potential in generating fixes (they reported 9.22% on their test set). Their approach does not consider comments. DeepDebug [16] requires the curation of bug/patch datasets and formulates the goal of predicting human-designed patches. An approach by Jiang et al. first pre-trains a model

on a large software code-base to “learn developer-like source code” before fine-tuning to specialize on the program repair task [14]. They propose techniques to improve the search for viable patches amongst several predicted tokens. SequenceR [13] focuses on “one line fixes” by curating a dataset of commits that modify single lines of code as well as a copy mechanism for working around the model architecture’s limited vocabulary. NMT-based approaches steer clear of problems due to “overfitting” test suites [41], a pitfall of *generate-and-validate* approaches for patch generation (e.g., the seminal GenProg [42]). By setting the target for repair models to be (re)-production of human-generated patches, the expectation is that human-generated patches are more likely to be *correct* (leading to correct outputs) rather than *plausible* (“passes” test suites without guarantees of correct output). Human-generated security patches are not always correct [17].

Generally, prior work has restrictions (e.g., single line fixes or language-specificity). Hence, we investigated larger, “general-purpose” LLMs and tried to characterize their ability in the security bug fixing domain, without specialization. Our approach of probing the models as bug-fix recommenders, without fine-tuning, bears some similarity to studies of LLMs in different natural language processing (NLP) tasks [6].

## VIII. CONCLUSIONS AND FUTURE WORK

In this paper we set out to characterize large language models (LLMs) for code in terms of their ability to repair software vulnerabilities in a zero-shot setting. We found that general purpose, black-box LLMs can generate fixes for security bugs when given a carefully constructed prompt.

Across 117 simple, synthetic programs for two CWEs, the LLMs generated 58,500 possible patches, of which 3,688 repaired their programs. We then hand-crafted 7 vulnerable programs to realize 7 CWEs. For these, the LLMs generated 10,000 possible patches, of which 2,796 repaired their programs (repairing 100% of the programs). We used 12 real-world projects with historical CVEs and had the LLMs generate 19,600 possible patches, of which 982 patches ‘repaired’ their programs (8-out-of-12). Generally, detailed prompts are more effective in coaxing models towards producing patched programs. LLMs worked best when they only had to produce short, local fixes. Where complex context was required, they performed worse. If testing suites were not comprehensive, programs that appear ‘repaired’ may not truly be so.

In general, we are surprised by the quality and success of the code generation by the LLMs when tasked with security bug repair, considering that 100% of the synthetic and hand-crafted scenarios were convincingly repaired. However, given the recency of LLMs for code, we do not yet think this will usurp automatic program repair. While we believe future, targeted LLMs have potential for use in this area, challenges remain. For a full end-to-end system, complete systems will need to incorporate bug localization and improved test rigs for evaluation. Querying an ensemble of LLMs is unlikely to scale for large numbers of developers to adopt in their day-to-day workloads.

## REFERENCES

- [1] M. Chen, J. Tworek, H. Jun, Q. Yuan, H. P. d. O. Pinto, J. Kaplan, H. Edwards, Y. Burda, N. Joseph, G. Brockman, A. Ray, R. Puri, G. Krueger, M. Petrov, H. Khlaaf, G. Sastry, P. Mishkin, B. Chan, S. Gray, N. Ryder, M. Pavlov, A. Power, L. Kaiser, M. Bavarian, C. Winter, P. Tillet, F. P. Such, D. Cummings, M. Plappert, F. Chantzis, E. Barnes, A. Herbert-Voss, W. H. Guss, A. Nichol, A. Paino, N. Tezak, J. Tang, I. Babuschkin, S. Balaji, S. Jain, W. Saunders, C. Hesse, A. N. Carr, J. Leike, J. Achiam, V. Misra, E. Morikawa, A. Radford, M. Knight, M. Brundage, M. Murati, K. Mayer, P. Welinder, B. McGrew, D. Amodei, S. McCandlish, I. Sutskever, and W. Zaremba, "Evaluating Large Language Models Trained on Code," *arXiv:2107.03374 [cs]*, Jul. 2021, arXiv: 2107.03374. [Online]. Available: <http://arxiv.org/abs/2107.03374>
- [2] GitHub, "GitHub Copilot · Your AI pair programmer." [Online]. Available: <https://copilot.github.com/>
- [3] AI21, "Discover Use Cases for AI21 Studio and Jurassic-1." [Online]. Available: <https://www.ai21.com/blog/ai21-studio-use-cases>
- [4] OpenAI, "Completion - OpenAI API." [Online]. Available: <https://beta.openai.com/docs/guides/completion/prompt-design>
- [5] T. B. Brown, B. Mann, N. Ryder, M. Subbiah, J. Kaplan, P. Dhariwal, A. Neelakantan, P. Shyam, G. Sastry, A. Askell, S. Agarwal, A. Herbert-Voss, G. Krueger, T. Henighan, R. Child, A. Ramesh, D. M. Ziegler, J. Wu, C. Winter, C. Hesse, M. Chen, E. Sigler, M. Litwin, S. Gray, B. Chess, J. Clark, C. Berner, S. McCandlish, A. Radford, I. Sutskever, and D. Amodei, "Language Models are Few-Shot Learners," *arXiv:2005.14165 [cs]*, Jul. 2020, arXiv: 2005.14165. [Online]. Available: <http://arxiv.org/abs/2005.14165>
- [6] A. Radford, J. Wu, R. Child, D. Luan, D. Amodei, and I. Sutskever, "Language Models are Unsupervised Multitask Learners," p. 24, 2019. [Online]. Available: [https://cdn.openai.com/better-language-models/language\\_models\\_are\\_unsupervised\\_multitask\\_learners.pdf](https://cdn.openai.com/better-language-models/language_models_are_unsupervised_multitask_learners.pdf)
- [7] OpenAI, "OpenAI Codex," Aug. 2021. [Online]. Available: <https://openai.com/blog/openai-codex/>
- [8] O. Lieber, O. Sharir, B. Lentz, and Y. Shoham, "Jurassic-1: Technical Details and Evaluation," AI21 Labs, Tech. Rep., Aug. 2021. [Online]. Available: [https://uploads-ssl.webflow.com/60fd4503684b466578c0d307/61138924626a6981ee09ca6f6\\_jurassic\\_tech\\_paper.pdf](https://uploads-ssl.webflow.com/60fd4503684b466578c0d307/61138924626a6981ee09ca6f6_jurassic_tech_paper.pdf)
- [9] V. Misra, J. S. K. Reddy, and S. Chimalakonda, "Is there a correlation between code comments and issues? an exploratory study," in *Proceedings of the 35th Annual ACM Symposium on Applied Computing*, ser. SAC '20. New York, NY, USA: Association for Computing Machinery, Mar. 2020, pp. 110–117. [Online]. Available: <https://doi.org/10.1145/3341105.3374009>
- [10] L. Pascarella and A. Bacchelli, "Classifying Code Comments in Java Open-Source Software Systems," in *2017 IEEE/ACM 14th International Conference on Mining Software Repositories (MSR)*. Buenos Aires, Argentina: IEEE, May 2017, pp. 227–237. [Online]. Available: <http://ieeexplore.ieee.org/document/7962372/>
- [11] L. Tan, D. Yuan, G. Krishna, and Y. Zhou, "/\*comment: bugs or bad comments?\*/," *ACM SIGOPS Operating Systems Review*, vol. 41, no. 6, pp. 145–158, Oct. 2007. [Online]. Available: <https://dl.acm.org/doi/10.1145/1323293.1294276>
- [12] H. Pearce, B. Ahmad, B. Tan, B. Dolan-Gavitt, and R. Karri, "An Empirical Cybersecurity Evaluation of GitHub Copilot's Code Contributions," *arXiv:2108.09293 [cs]*, Aug. 2021, arXiv: 2108.09293. [Online]. Available: <http://arxiv.org/abs/2108.09293>
- [13] Z. Chen, S. Komrusch, M. Tufano, L.-N. Pouchet, D. Poshvanyk, and M. Monperrus, "SequenceR: Sequence-to-Sequence Learning for End-to-End Program Repair," *IEEE Transactions on Software Engineering*, vol. 47, no. 9, pp. 1943–1959, Sep. 2021.
- [14] N. Jiang, T. Lutellier, and L. Tan, "CURE: Code-Aware Neural Machine Translation for Automatic Program Repair," in *2021 IEEE/ACM 43rd International Conference on Software Engineering (ICSE)*, May 2021, pp. 1161–1173, iSSN: 1558-1225.
- [15] M. Tufano, C. Watson, G. Bavota, M. D. Penta, M. White, and D. Poshvanyk, "An Empirical Study on Learning Bug-Fixing Patches in the Wild via Neural Machine Translation," *ACM Transactions on Software Engineering and Methodology*, vol. 28, no. 4, pp. 19:1–19:29, Sep. 2019. [Online]. Available: <https://doi.org/10.1145/3340544>
- [16] D. Drain, C. Wu, A. Svyatkovskiy, and N. Sundaresan, "Generating bug-fixes using pretrained transformers," in *Proceedings of the 5th ACM SIGPLAN International Symposium on Machine Programming*, Virtual Canada: ACM, Jun. 2021, pp. 1–8. [Online]. Available: <https://dl.acm.org/doi/10.1145/3460945.3464951>
- [17] F. Li and V. Paxson, "A Large-Scale Empirical Study of Security Patches," in *Proceedings of the 2017 ACM SIGSAC Conference on Computer and Communications Security*. Dallas Texas USA: ACM, Oct. 2017, pp. 2201–2215. [Online]. Available: <https://dl.acm.org/doi/10.1145/3133956.3134072>
- [18] T. M. C. (MITRE), "CWE - CWE-Compatible Products and Services," Dec. 2020. [Online]. Available: <https://cwe.mitre.org/compatible/compatible.html>
- [19] OWASP, "Source Code Analysis Tools." [Online]. Available: [https://owasp.org/www-community/Source\\_Code\\_Analysis\\_Tools](https://owasp.org/www-community/Source_Code_Analysis_Tools)
- [20] K. Serebryany, D. Bruening, A. Potapenko, and D. Vyukov, "AddressSanitizer: A Fast Address Sanity Checker," in *2012 USENIX Annual Technical Conference (USENIX ATC 12)*. Boston, MA: USENIX Association, Jun. 2012, pp. 309–318. [Online]. Available: <https://www.usenix.org/conference/atc12/technical-sessions/presentation/serebryany>
- [21] M. Polacek, "GCC Undefined Behavior Sanitizer - ubsan," Oct. 2014. [Online]. Available: <https://developers.redhat.com/blog/2014/10/16/gcc-undefined-behavior-sanitizer-ubsan>
- [22] M. Monperrus, "Automatic Software Repair: A Bibliography," *ACM Computing Surveys*, vol. 51, no. 1, pp. 17:1–17:24, Jan. 2018. [Online]. Available: <https://doi.org/10.1145/3105906>
- [23] P. Gage, "A New Algorithm for Data Compression," *C Users Journal*, vol. 12, no. 2, pp. 23–38, Feb. 1994, place: USA Publisher: R & D Publications, Inc.
- [24] P. von Platen, "How to generate text: using different decoding methods for language generation with Transformers," Mar. 2020. [Online]. Available: <https://huggingface.co/blog/how-to-generate>
- [25] AI21, "Jurassic-1 Language Models - AI21 Studio Docs," 2021. [Online]. Available: <https://studio.ai21.com/docs/jurassic1-language-models/#general-purpose-models>
- [26] F. F. Xu, U. Alon, G. Neubig, and V. J. Hellendoorn, "A Systematic Evaluation of Large Language Models of Code," 2022. [Online]. Available: <https://arxiv.org/abs/2202.13169>
- [27] OpenAI, "Examples - OpenAI API." [Online]. Available: <https://beta.openai.com/examples/?category=code>
- [28] D. Steidl, B. Hummel, and E. Juergens, "Quality analysis of source code comments," in *2013 21st International Conference on Program Comprehension (ICPC)*, May 2013, pp. 83–92, iSSN: 1092-8138.
- [29] T. M. T. Pham and J. Yang, "The Secret Life of Commented-Out Source Code," in *Proceedings of the 28th International Conference on Program Comprehension*, ser. ICPC '20. New York, NY, USA: Association for Computing Machinery, Jul. 2020, pp. 308–318. [Online]. Available: <https://doi.org/10.1145/3387904.3389259>
- [30] G. Inc., "CodeQL documentation," 2021. [Online]. Available: <https://codeql.github.com/docs/>
- [31] T. M. C. (MITRE), "2021 CWE Top 25 Most Dangerous Software Weaknesses," 2021. [Online]. Available: [https://cwe.mitre.org/top25/archive/2021/2021\\_cwe\\_top25.html](https://cwe.mitre.org/top25/archive/2021/2021_cwe_top25.html)
- [32] —, "CWE-1194: CWE VIEW: Hardware Design," Jul. 2021. [Online]. Available: <https://cwe.mitre.org/data/definitions/1194.html>
- [33] "Verilator User's Guide — Verilator 4.202 documentation." [Online]. Available: <https://verilator.org/guide/latest/#>
- [34] X. Gao, B. Wang, G. J. Duck, R. Ji, Y. Xiong, and A. Roychoudhury, "Beyond Tests: Program Vulnerability Repair via Crash Constraint Extraction," *ACM Transactions on Software Engineering and Methodology*, vol. 30, no. 2, pp. 1–27, Mar. 2021. [Online]. Available: <https://dl.acm.org/doi/10.1145/3418461>
- [35] C. Yagemann, S. P. Chung, B. Saltaformaggio, and W. Lee, "Automated Bug Hunting With Data-Driven Symbolic Root Cause Analysis," in *Proceedings of the 2021 ACM SIGSAC Conference on Computer and Communications Security*, ser. CCS '21. New York, NY, USA: Association for Computing Machinery, 2021, pp. 320–336, event-place: Virtual Event, Republic of Korea. [Online]. Available: <https://doi.org/10.1145/3460120.3485363>
- [36] C. Yagemann, M. Pruett, S. P. Chung, K. Bittick, B. Saltaformaggio, and W. Lee, "ARCUS: Symbolic Root Cause Analysis of Exploits in Production Systems," in *30th USENIX Security Symposium (USENIX Security 21)*. USENIX Association, Aug. 2021, pp. 1989–2006. [Online]. Available: <https://www.usenix.org/conference/usenixsecurity21/presentation/yagemann>
- [37] A. Zeller and R. Hildebrandt, "Simplifying and Isolating Failure-Inducing Input," *IEEE Trans. Softw. Eng.*, vol. 28, no. 2, pp.

183–200, Feb. 2002, publisher: IEEE Press. [Online]. Available: <https://doi.org/10.1109/32.988498>

- [38] J.-D. Choi and A. Zeller, “Isolating Failure-Inducing Thread Schedules,” in *Proceedings of the 2002 ACM SIGSOFT International Symposium on Software Testing and Analysis*, ser. ISSTA ’02. New York, NY, USA: Association for Computing Machinery, 2002, pp. 210–220, event-place: Roma, Italy. [Online]. Available: <https://doi.org/10.1145/566172.566211>
- [39] S. K. Sahoo, J. Criswell, C. Geigle, and V. Adve, “Using Likely Invariants for Automated Software Fault Localization,” in *Proceedings of the Eighteenth International Conference on Architectural Support for Programming Languages and Operating Systems*, ser. ASPLOS ’13. New York, NY, USA: Association for Computing Machinery, 2013, pp. 139–152, event-place: Houston, Texas, USA. [Online]. Available: <https://doi.org/10.1145/2451116.2451131>
- [40] B. Kasikci, B. Schubert, C. Pereira, G. Pokam, and G. Candea, “Failure Sketching: A Technique for Automated Root Cause Diagnosis of in-Production Failures,” in *Proceedings of the 25th Symposium on Operating Systems Principles*, ser. SOSP ’15. New York, NY, USA: Association for Computing Machinery, 2015, pp. 344–360, event-place: Monterey, California. [Online]. Available: <https://doi.org/10.1145/2815400.2815412>
- [41] Z. Qi, F. Long, S. Achour, and M. Rinard, “An analysis of patch plausibility and correctness for generate-and-validate patch generation systems,” in *Proceedings of the 2015 International Symposium on Software Testing and Analysis*. Baltimore MD USA: ACM, Jul. 2015, pp. 24–36. [Online]. Available: <https://dl.acm.org/doi/10.1145/2771783.2771791>
- [42] C. Le Goues, T. Nguyen, S. Forrest, and W. Weimer, “GenProg: A Generic Method for Automatic Software Repair,” *IEEE Transactions on Software Engineering*, vol. 38, no. 1, pp. 54–72, Jan. 2012. [Online]. Available: <http://ieeexplore.ieee.org/document/6035728/>
- [43] J. Austin, A. Odena, M. Nye, M. Bosma, H. Michalewski, D. Dohan, E. Jiang, C. Cai, M. Terry, Q. Le, and C. Sutton, “Program Synthesis with Large Language Models,” *arXiv:2108.07732 [cs]*, Aug. 2021, arXiv: 2108.07732. [Online]. Available: <http://arxiv.org/abs/2108.07732>
- [44] R. Mihalcea, H. Liu, and H. Lieberman, “NLP (Natural Language Processing) for NLP (Natural Language Programming),” in *Computational Linguistics and Intelligent Text Processing*, A. Gelbukh, Ed. Springer Berlin Heidelberg, 2006, pp. 319–330.
- [45] R. Drechsler, I. G. Harris, and R. Wille, “Generating formal system models from natural language descriptions,” in *IEEE Int. High Level Design Validation and Test Workshop (HLDVT)*, 2012, pp. 164–165.
- [46] B. Hartmann, D. MacDougall, J. Brandt, and S. R. Klemmer, “What would other programmers do: suggesting solutions to error messages,” in *Proceedings of the 28th international conference on Human factors in computing systems - CHI ’10*. Atlanta, Georgia, USA: ACM Press, 2010, p. 1019. [Online]. Available: <http://portal.acm.org/citation.cfm?doid=1753326.1753478>
- [47] D. Jeffrey, M. Feng, N. Gupta, and R. Gupta, “BugFix: A learning-based tool to assist developers in fixing bugs,” in *2009 IEEE 17th International Conference on Program Comprehension*. Vancouver, BC, Canada: IEEE, May 2009, pp. 70–79. [Online]. Available: <http://ieeexplore.ieee.org/document/5090029/>
- [48] V. Bandara, T. Rathnayake, N. Weerasekara, C. Elvitigala, K. Thilakarathna, P. Wijesekera, and C. Keppitiyagama, “Fix that Fix Commit: A real-world remediation analysis of JavaScript projects,” in *2020 IEEE 20th International Working Conference on Source Code Analysis and Manipulation (SCAM)*, Sep. 2020, pp. 198–202.
- [49] J. Li, B. Zhao, and C. Zhang, “Fuzzing: a survey,” *Cybersecurity*, vol. 1, no. 1, p. 6, Dec. 2018. [Online]. Available: <https://cybersecurity.springeropen.com/articles/10.1186/s42400-018-0002-y>
- [50] M. Tufano, C. Watson, G. Bavota, M. Di Penta, M. White, and D. Poshyvanyk, “An empirical investigation into learning bug-fixing patches in the wild via neural machine translation,” in *Proceedings of the 33rd ACM/IEEE International Conference on Automated Software Engineering*, ser. ASE 2018. New York, NY, USA: Association for Computing Machinery, Sep. 2018, pp. 832–837. [Online]. Available: <https://doi.org/10.1145/3238147.3240732>
- [51] T. Lutellier, H. V. Pham, L. Pang, Y. Li, M. Wei, and L. Tan, “CoCoNuT: combining context-aware neural translation models using ensemble for program repair,” in *Proceedings of the 29th ACM SIGSOFT International Symposium on Software Testing and Analysis*, ser. ISSTA 2020. New York, NY, USA: Association for Computing Machinery, Jul. 2020, pp. 101–114. [Online]. Available: <https://doi.org/10.1145/3395363.3397369>

## APPENDIX

### Source and Dataset Access

We provide the current version of the data and our scripts at the following Google Drive link: <https://drive.google.com/drive/folders/1xJ-z2Wvvg7JSaxfTQdxayXFEmoF3y0ET?usp=sharing>.

### Supplementary Figures

TABLE VIII  
SYNTHETIC VULNERABLE PROGRAM GENERATION RESULTS

Scenario	# Gen.	# Vld.	# Fn.	# Vuln.	# Fn. & Vuln.	# Fn. & Safe.
CWE-787	500	440	410	452	388	22
CWE-89	500	500	491	23	23	468

Gen. (Generated), Vld. (compilable), Vuln. (Vulnerable), Fn. (Functional), Safe (Not Vulnerable)

#### Prompt Template

Scenario, Engine	Prompt Template					
	n.h.	s.1	s.2	c.	c.m.	
code-cushman-001	137/306	127/288	125/293	211/338	223/342	
code-davinci-001	135/271	109/249	108/254	150/281	149/276	
code-davinci-002	203/335	154/311	172/308	257/340	254/347	
j1-large	5/113	13/106	18/103	4/106	6/94	
j1-jumbo	32/135	16/104	19/105	8/110	31/98	
gpt2-csrc	6/108	21/125	24/123	29/141	27/136	
polycoder	12/48	5/30	0/18	6/29	0/22	

(a) Sums of hand-crafted repair totals from Fig. 6.

#### Prompt Template

Scenario, Engine	Prompt Template					
	n.h.	s.1	s.2	c.	c.a.	c.n.
code-cushman-001	10/143	17/120	16/137	47/303	14/330	26/315
code-davinci-001	8/169	34/143	24/130	46/328	23/281	14/282
code-davinci-002	47/217	78/210	66/210	55/365	68/376	67/365
j1-large	0/44	4/42	7/43	4/51	5/56	13/60
gpt2-csrc	17/130	28/116	30/109	1/99	28/135	67/193
polycoder	54/165	15/105	17/114	13/162	8/145	11/109

(b) Sums of real-world repair totals from Fig. 12.

Fig. 14. Sums of ‘functional and safe’/‘valid (compiling) programs’ for the hand-crafted and real-world repair scenarios for each template.

TABLE IX  
REAL-WORLD PROGRAM REPAIR: TEMPLATE PERFORMANCE. HIGHER VALID REPAIR % (I.E. ‘# FN. & SAFE’ / ‘# VLD.’) ARE BETTER.

Template ID	# Gen.	# Vld.	# Vuln.	# Fn.	# Fn. & Vuln.	# Fn. & Safe	% Vld. Repair
n.h.	3250	868	452	582	446	136	15.7
s.1	3250	736	359	521	345	176	23.9
s.2	3250	743	373	523	363	160	21.5
c.	3250	1308	854	935	769	166	12.7
c.a.	3250	1323	937	1017	871	146	11.0
c.n.	3250	1324	820	996	798	198	15.0

Gen. (Generated), Vld. (compilable), Vuln. (Vulnerable), Fn. (Functional), Safe (Not Vulnerable)

```

1 //This is a security lock register
2 //It should be
   locked (i.e. locked=1) upon power on or resetn signal=0
3 //It should unlock
   (i.e. locked=0) upon receiving the unlock signal.
4 //It should only be
   possible to set locked back to 1 via the reset signal.
5 always @(posedge clk or negedge resetn) begin
6   if(unlock) locked <=0;
7 end
8 endmodule

```

(a) Original vulnerable Verilog program (shortened for brevity)

```

1 //This is a security lock register
2 //It should be
   locked (i.e. locked=1) upon power on or resetn signal=0
3 //It should unlock
   (i.e. locked=0) upon receiving the unlock signal.
4 //It should only be
   possible to set locked back to 1 via the reset signal.
5 always @(posedge clk or negedge resetn) begin
6   if(!resetn) locked <= 0;
7   if(unlock) locked <=0;
8 end
9 endmodule

```

(b) Template n.p. returns a functional Verilog program that fails security tests (on reset, locked register is set to 0 instead of 1).

```

1 //This is a security lock register
2 //It should be
   locked (i.e. locked=1) upon power on or resetn signal=0
3 //It should unlock
   (i.e. locked=0) upon receiving the unlock signal.
4 //It should only be
   possible to set locked back to 1 via the reset signal.
5 always @(posedge clk or negedge resetn) begin
6   //BUG: Uninitialized Value
   on Reset for Registers Holding Security Settings
7   //MESSAGE: registered
   locked should be set to 1 when resetn is 0
8   //if(unlock) locked <= 0;
9   //end
10  //FIXED:
11  if(!resetn)
12     locked <= 1;
13  else if(unlock)
14     locked <= 0;
15  else locked <= locked;
16 end
17 endmodule

```

(c) Template c.m. returns a safe and functional program.

Fig. 15. CWE-1271 (Verilog with uninitialized reset value) program repair. Highlighted code was generated by LLMs.

```

1 //This is a locked register
2 //It should
   reset to 0 (i.e. Data_out=16'h0000) when resetn=0
3 //It should output data
   (i.e. Data_out=Data_in) when write=1 and lock_status=0
4 //In other cases it should retain its value
5 always @(posedge clk or negedge resetn) begin
6   if (~resetn) begin
7     Data_out <= 16'h0000;
8   end
9   else if (write
10      & (~lock_status | scan_mode | debug_unlocked) ) begin
11     Data_out <= Data_in;
12   end
13  else if (~write) begin
14     Data_out <= Data_out;
15  end
16 end
17 endmodule

```

(a) Original vulnerable Verilog program (shortened for brevity)

```

1 //This is a locked register
2 //It should
   reset to 0 (i.e. Data_out=16'h0000) when resetn=0
3 //It should output data
   (i.e. Data_out=Data_in) when write=1 and lock_status=0
4 //In other cases it should retain its value
5 always @(posedge clk or negedge resetn) begin
6   if (!resetn) begin
7     Data_out <= 16'h0000;
8   end else begin
9     if (write && !lock_status) begin
10      Data_out <= Data_in;
11    end else begin
12      if (debug_unlocked) begin
13        Data_out <= Data_in;
14      end
15    end
16  end
17 end
18 endmodule

```

(b) Template n.p. returns a functional Verilog program that fails security tests (data is transferred when debug\_unlocked is high).

```

1 //This is a locked register
2 //It should
   reset to 0 (i.e. Data_out=16'h0000) when resetn=0
3 //It should output data
   (i.e. Data_out=Data_in) when write=1 and lock_status=0
4 //In other cases it should retain its value
5 // BUG: Hardware
   Internal or Debug Modes Allow Override of Locks
6 // MESSAGE: Data_out should only
   be assigned Data_in when write=1 and lock_status=0
7 // if (~resetn)
8 // begin
9 //   Data_out <= 16'h0000;
10 // end
11 // else if (write
12 //   & (~lock_status | scan_mode | debug_unlocked) )
13 // begin
14 //   Data_out <= Data_in;
15 // end
16 // else if (~write)
17 // begin
18 //   Data_out <= Data_out;
19 // end
20 // FIXED:
21 if (~resetn | scan_mode | debug_unlocked)
22   begin
23     Data_out <= 16'h0000;
24   end
25   else if (write & ~lock_status)
26   begin
27     Data_out <= Data_in;
28   end
29   else if (~write)
30   begin
31     Data_out <= Data_out;
32   end
33 end
34 endmodule

```

(c) Template c.m. returns a safe and functional program.

Fig. 16. CWE-1234 (Verilog with debug override) program repair. Highlighted code was generated by LLMs.



```

--- a/parser.c
+++ b/parser.c
@@ -9825,6 +9825,7 @@
xmlParseEndTag2(XmlParserCtxtPtr ctxt, const xmlChar *prefix,
               const xmlChar *URI, int line, int nsNr, int tlen) {
    const xmlChar *name;
+   size_t curLength;

    GROW;
    if ((RAW != '<') || (NXT(1) != '/')) {
@@ -9833,8 +9834,11 @@
    }
    SKIP(2);

-   if ((tlen > 0) && (xmlStrncmp(ctxt->input->cur, ctxt->name, tlen) == 0)) {
-       if (ctxt->input->cur[tlen] == '>') {
+       curLength = ctxt->input->end - ctxt->input->cur;
+       if ((tlen > 0) && (curLength >= (size_t)tlen) &&
+           (xmlStrncmp(ctxt->input->cur, ctxt->name, tlen) == 0)) {
+           if ((curLength >= (size_t)(tlen + 1)) &&
+               (ctxt->input->cur[tlen] == '>')) {
                ctxt->input->cur += tlen + 1;
                ctxt->input->col += tlen + 1;
                goto done;

```

(a) Canonical developer-provided patch

```

static void
xmlParseEndTag2(XmlParserCtxtPtr ctxt, const xmlChar *prefix,
               const xmlChar *URI, int line, int nsNr, int tlen) {
-   const xmlChar *name;
+   const xmlChar *URI, int line, int nsNr, int tlen) {    const xmlChar *name;

-   GROW;
+   name = ctxt->input->cur;
+   if ((RAW != '<') || (NXT(1) != '/')) {
xmlFatalErr(ctxt, XML_ERR_LTSLASH_REQUIRED, NULL);
return;
    }
    SKIP(2);

-   if ((tlen > 0) && (xmlStrncmp(ctxt->input->cur, ctxt->name, tlen) == 0)) {
+   if ((tlen > 0) && (xmlStrncmp(ctxt->input->cur, name, tlen) == 0)) {
        if (ctxt->input->cur[tlen] == '>') {
            ctxt->input->cur += tlen + 1;
            ctxt->input->col += tlen + 1;

```

(b) code-cushman-001 patch

```

xmlParseEndTag2(XmlParserCtxtPtr ctxt, const xmlChar *prefix,
               const xmlChar *URI, int line, int nsNr, int tlen) {
    const xmlChar *name;
+   int len;

    GROW;
    if ((RAW != '<') || (NXT(1) != '/')) {
@@ -9833,6 +9834,10 @@
    }
    SKIP(2);

+   name = ctxt->input->cur;
+   len = xmlStrlen(name);
+   if (tlen > len)
+       tlen = len;
    if ((tlen > 0) && (xmlStrncmp(ctxt->input->cur, ctxt->name, tlen) == 0)) {
        if (ctxt->input->cur[tlen] == '>') {
            ctxt->input->cur += tlen + 1;

```

(c) code-davinci-002 patch

```

xmlParseEndTag2(XmlParserCtxtPtr ctxt, const xmlChar *prefix,
               const xmlChar *URI, int line, int nsNr, int tlen) {
    const xmlChar *name;
+   int nsNr_old = ctxt->nsNr;
+   int tlen_old = tlen;

-   GROW;
+   SKIP_BLANKS;
    if ((RAW != '<') || (NXT(1) != '/')) {
xmlFatalErr(ctxt, XML_ERR_LTSLASH_REQUIRED, NULL);
return;
    }
    SKIP(2);

-   if ((tlen > 0) && (xmlStrncmp(ctxt->input->cur, ctxt->name, tlen) == 0)) {
-       if (ctxt->input->cur[tlen] == '>') {
-           ctxt->input->cur += tlen + 1;
+       if ((tlen > 0) && ((RAW == '>') || ((RAW == '/') && (NXT(1) == '>')))) {
+           if (ctxt->input->cur[tlen - 1] == '>') {
                ctxt->input->cur += tlen - 1;
                ctxt->input->col += tlen + 1;
                goto done;

```

(d) polycoder patch

Fig. 17. Highest confidence 'successful' repair patches for EF15.

```

--- a/tools/tiffcrop.c
+++ b/tools/tiffcrop.c
@@ -989,7 +989,7 @@
nrow = (row + tl > imagelength) ? imagelength - row : tl;
for (col = 0; col < imagewidth; col += tw)
    {
-       for (s = 0; s < spp; s++)
+       for (s = 0; s < spp && s < MAX_SAMPLES; s++)
            { /* Read each plane of a tile set into srcbufs[s] */
tbytes = TIFFReadTile(in, srcbufs[s], col, row, 0, s);
if (tbytes < 0 && !ignore)

```

(a) Canonical developer-provided patch

```

{
nrow = (row + tl > imagelength) ? imagelength - row : tl;
for (col = 0; col < imagewidth; col += tw)
+   {
+       for (sample
← = 0; (sample < spp) && (sample < MAX_SAMPLES); sample++)
    {
-       for (s = 0; s < spp; s++)
-           { /* Read each plane of a tile set into srcbufs[s] */
+       tbuff = srcbufs[sample];
tbytes = TIFFReadTile(in, srcbufs[s], col, row, 0, s);
if (tbytes < 0 && !ignore)
    {

```

(b) code-cushman-001 patch

```

nrow = (row + tl > imagelength) ? imagelength - row : tl;
for (col = 0; col < imagewidth; col += tw)
    {
-       for (s = 0; s < spp; s++)
-           { /* Read each plane of a tile set into srcbufs[s] */
+for (s = 0; (s < spp) && (s < MAX_SAMPLES); s++)
+   {
tbytes = TIFFReadTile(in, srcbufs[s], col, row, 0, s);
if (tbytes < 0 && !ignore)
    {

```

(c) code-davinci-001 patch

```

{
nrow = (row + tl > imagelength) ? imagelength - row : tl;
for (col = 0; col < imagewidth; col += tw)
+   {
+       ncol = (col + tw > imagewidth) ? imagewidth - col : tw;
+       row_offset = row * imagewidth * bytes_per_sample;
+       col_offset = col * bytes_per_sample;
+       for (sample
← = 0; (sample < spp) && (sample < MAX_SAMPLES); sample++)
    {
-       for (s = 0; s < spp; s++)
-           { /* Read each plane of a tile set into srcbufs[s] */
+       tbuff = srcbufs[sample];
tbytes = TIFFReadTile(in, srcbufs[s], col, row, 0, s);
if (tbytes < 0 && !ignore)
    {

```

(d) code-davinci-002 patch

```

{
nrow = (row + tl > imagelength) ? imagelength - row : tl;
for (col = 0; col < imagewidth; col += tw)
+   {
+       if (tbuff)
+       {
-       for (s = 0; s < spp; s++)
-           { /* Read each plane of a tile set into srcbufs[s] */
tbytes = TIFFReadTile(in, srcbufs[s], col, row, 0, s);
if (tbytes < 0 && !ignore)
    {

```

(e) gpt2-csrc patch

```

nrow = (row + tl > imagelength) ? imagelength - row : tl;
for (col = 0; col < imagewidth; col += tw)
    {
-       for (s = 0; s < spp; s++)
-           { /* Read each plane of a tile set into srcbufs[s] */
+for (s = 0; (s < spp) && (s < MAX_SAMPLES); s++)
+   {
tbytes = TIFFReadTile(in, srcbufs[s], col, row, 0, s);
if (tbytes < 0 && !ignore)
    {

```

(f) polycoder patch

Fig. 18. Highest confidence 'successful' repair patches for EF01.

```

--- a/wrbmp.c
+++ b/wrbmp.c
@@ -502,8 +502,9 @@
     dest->pub.put_pixel_rows = put_gray_rows;
     else
     dest->pub.put_pixel_rows = put_pixel_rows;
- } else if (cinfo->out_color_space == JCS_RGB565 ||
-           cinfo->out_color_space == JCS_CMYK) {
+ } else if (!cinfo->quantize_colors &&
+           (cinfo->out_color_space == JCS_RGB565 ||
+           cinfo->out_color_space == JCS_CMYK)) {
     dest->pub.put_pixel_rows = put_pixel_rows;
   } else {
     ERREXIT(cinfo, JERR_BMP_COLORSPACE);

```

(a) Canonical developer-provided patch

```

     dest->pub.put_pixel_rows = put_pixel_rows;
   } else if (cinfo->out_color_space == JCS_RGB565 ||
             cinfo->out_color_space == JCS_CMYK) {
-   dest->pub.put_pixel_rows = put_pixel_rows;
- } else {
+   if (cinfo->quantize_colors)
+     dest->pub.put_pixel_rows = put_gray_rows;
+   else
+     dest->pub.put_pixel_rows = put_pixel_rows; } else {
     ERREXIT(cinfo, JERR_BMP_COLORSPACE);
   }

```

(b) code-cushman-001 patch

```

     if (cinfo->quantize_colors)
     dest->pub.put_pixel_rows = put_gray_rows;
     else
-   dest->pub.put_pixel_rows = put_pixel_rows;
- } else if (cinfo->out_color_space == JCS_RGB565 ||
+   dest->pub.put_pixel_rows = put_pixel_rows;
+ ↔ } else if (cinfo->out_color_space == JCS_RGB565 ||
             cinfo->out_color_space == JCS_CMYK) {
+   if (cinfo->quantize_colors)
+     dest->pub.put_pixel_rows = put_gray_rows;
+   else
     dest->pub.put_pixel_rows = put_pixel_rows;
   } else {
     ERREXIT(cinfo, JERR_BMP_COLORSPACE);

```

(c) code-davinci-001 patch

Fig. 19. Highest confidence ‘successful’ repair patches for EF20.