

Can OpenAI Codex and Other Large Language Models Help Us Fix Security Bugs?

Hammond Pearce, Benjamin Tan, Baleegh Ahmad, Ramesh Karri, Brendan Dolan-Gavitt

Abstract—Human developers can produce code with cybersecurity weaknesses. Can emerging ‘smart’ code completion tools help repair those weaknesses? In this work, we examine the use of large language models (LLMs) for code (such as OpenAI’s Codex and AI21’s Jurassic J-1) for zero-shot vulnerability repair. We investigate challenges in the design of prompts that coax LLMs into generating repaired versions of insecure code. This is difficult due to the numerous ways to phrase key information—both semantically and syntactically—with natural languages. By performing a large scale study of four commercially available, black-box, “off-the-shelf” LLMs, as well as a locally-trained model, on a mix of synthetic, hand-crafted, and real-world security bug scenarios, our experiments show that LLMs could collectively repair 100% of our synthetically generated and hand-crafted scenarios, as well as 58% of vulnerabilities in a selection of historical bugs in real-world open-source projects.

Index Terms—Cybersecurity, AI, code generation, CWE

I. INTRODUCTION

large language models (LLMs) have been enthusiastically promoted as solutions for a variety of applications including helping developers perform general coding tasks [1]–[3]. These machine learning (ML)-based tools for code completion feature LLMs that have been trained on vast amounts of source code so that they can predict likely code completions given some “prompt” comprising comments, function names, and other code elements. Commercial *black-box* models have reached such sheer scales that they are now claimed to be “general purpose” coding helpers, capable of performing many different tasks, such as translation between programming languages, code completion, and explanation [4]. These models are provided as-is, with public access via internet APIs.

Of the many tasks coders do, in this work we are interested in the problem of *fixing* security bugs. Here, a developer might ordinarily run security tools such as fuzzers or static analyzers, try to understand the feedback, identify potential issues, and modify the source code to address the reported issues. However, fixing the bugs can be a challenging task. In this paper we consider the question: **Can LLMs for code completion help us fix security bugs** (Fig. 1)? Similar to the multi-tasking capabilities that LLMs for natural language exhibit [5], [6] “out-of-the-box” LLMs for coding, such as OpenAI’s Codex [7] and AI21’s Jurassic-1 [8] are trained on open-source

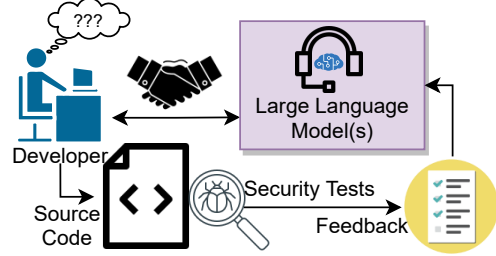


Fig. 1. Prior work suggests that large language models (LLMs) can help programmers write functional code. Can they help fix security bugs too?

code in many different languages that contain a large variety of comments [9]–[11] and functionality (both buggy and non-buggy). This powers the ability of LLMs to complete code in different ways, given some context such as the designer’s intent as encoded in natural language code comments.

While recent work [12] suggests that code completions with the LLM GitHub Copilot can frequently introduce security weaknesses, Pearce *et al.* conclude that there remains the potential to “increase the productivity of software developers”, especially when paired with “appropriate security-aware tooling during... generation to minimize the risk” [12]. Thus, seeing as we can guide LLMs by adding *cues* to prompts (as suggested by user guides like [4]), we seek to characterize the feasibility and efficacy in using black-box, “off-the-shelf” LLMs for “zero-shot” *security-focused* program repair. This contrasts with prior work involving the training of specialized neural machine translation (NMT)-based models for fixing software bugs (e.g., [13]–[16]). Unlike prior approaches which are trained to predict the *exact same tokens* as a human developer’s fix, we want to investigate off-the-shelf LLMs’ apparent ability to “understand” the broader context from a source code file.

We focus on creating *security* patches because of their importance, the need for assistance in dealing with security weaknesses, and the tendency for these patches to require modification of fewer lines of code within a single file compared to non-security bugs [17]. The smaller footprint of security patches suggests that current LLMs may be capable of designing bug fixes. We will discuss this in Section II. In essence, we want to know if LLMs—despite not being trained on security fixes (and, indeed, being trained on a great deal of *insecure* code)—are nonetheless capable of generating valid fixes for vulnerable code. Our research questions are:

- RQ1:** Can LLMs fix security vulnerabilities in simple code?
- RQ2:** Does varying the amount of context in the comments of a prompt affect the LLM’s ability to suggest fixes?

H. Pearce is with the Dept. of Electrical and Computer Engineering, New York University, NY 11201 USA (e-mail: hammond.pearce@nyu.edu)

B. Tan is with the Dept. of Electrical and Software Engineering, University of Calgary, AB, T2N 1N4, Canada (e-mail: benjamin.tan1@ucalgary.edu)

B. Ahmad, R. Karri, B. Dolan-Gavitt are with the Dept. of Computer Science and Engineering, New York University, NY 11201 USA (e-mail: {ba1283, rkarri, brendandg}@nyu.edu)

RQ3: What are the challenges when using LLMs to fix vulnerabilities in the real world?

To answer these questions, we evaluate four commercially available LLMs (OpenAI’s “cushman” and “davinci” Codex models, and AI21’s Jurassic “j1-large” and “j1-jumbo” models) as well as a locally-trained C/C++ code model of our own (that we named GPT2-CSRC) on a range of synthetic, hand-crafted, and real-world vulnerability repair scenarios. Our contributions are as follows.

- 1) We identify which prompts, contextual cues, and generation parameters (temperature, sampling strategy, etc.) are most effective at inducing LLMs to generate code that is both functional and secure. (Section III)
- 2) We provide the first evaluation of LLMs for *zero-shot vulnerability repair*, showing that off-the-shelf code models are capable of producing security fixes without any additional training or specialization. (Sections IV and V)
- 3) To encourage further research into the use of LLMs in vulnerability repair, we open-source our datasets and evaluation framework, including the training data and trained model for GPT2-CSRC.

In our analyses, we were able to prompt the LLMs to generate 77,600 different possible patches across a range of buggy scenarios: 117 simple, buggy programs generated by LLMs, 7 buggy programs hand-crafted by the authors, and 12 real-world projects with historical, published Common Vulnerabilities and Exposures (CVEs).

II. BACKGROUND AND MOTIVATION

A. Security Bugs

Software developers perform many tasks in the creation and maintenance of software, and developers can sometimes fall into patterns of insecure code, such as those featured in the Common Weakness Enumeration (CWE) database maintained by MITRE [18]. Challenges around *security bugs* include detecting their existence, localizing root causes, understanding root causes, creating patches, and testing them.

There are numerous tools and techniques that try to identify security bugs statically, such as those listed by OWASP [19] and Wikipedia’s “List of tools for static code analysis.” [20]. Aside from static analysis tools, developers often use run-time *sanitizers* like Address Sanitizer (ASAN) [21] and Undefined Behavior Sanitizer (UBSAN) [22] to identify the root cause of a bug. Sanitizers add instrumentation at compile time to help catch memory safety errors or undefined behavior as early as possible, and provide detailed information about the location and cause of the error. For example, ASAN adds checks before every memory access that validate whether the address points to a valid object, and reports the callstack at the time of the invalid access, as well as information like where an object was allocated (in the case of use-after-free vulnerabilities) or the name of the local variables involved in a stack-based overflow. UBSAN’s checks detect instances of undefined behavior like integer overflow, division by zero, and shifts larger than the integer bit width. Unlike static analysis tools, sanitizers

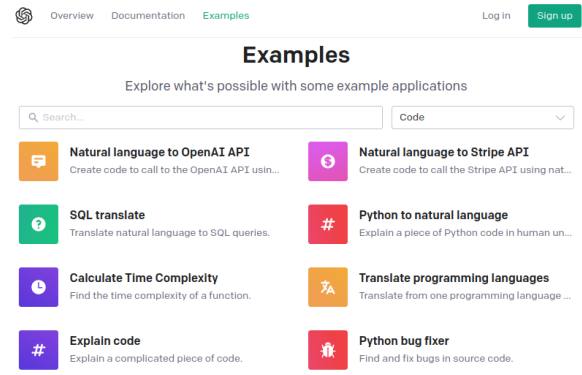


Fig. 2. Advertised capabilities of OpenAI’s LLMs, including “bug fixer” [24].

require a proof-of-concept input that triggers the bug. For security vulnerabilities, particularly those found by fuzzers, such inputs are often included with the original bug report.

Given a bug report, what should a software developer do? To date, expert software developers develop patches by hand [17], with ongoing research efforts toward automatic program repair [23]. Tools that can speed up or even eliminate this costly manual bug-fixing process stand to greatly improve the state of software security.

B. Large Language Model capabilities

Enter LLMs. LLM developers (vendors) have extensively discussed (and extolled) myriad use cases for LLMs in white papers [1], [5], [8] and product websites. Fig. 2 presents an example from OpenAI’s website [24].¹ As can be seen, this includes capabilities such as natural language and code-to-code translation, code summarization, and most pertinent to this investigation: “Python bug fixer”. Similar lists also exist for the AI21 language models [3]. While neither product explicitly lists ‘security bug fixing’ as an application, we nevertheless hypothesize that there is potential that these language models may be competent at doing so.

C. OpenAI Codex and Other Large Language Models (LLMs)

Publicly available LLMs share similarities with regards to the process for using them in code generation tasks. From a high-level view, they function as ‘Scalable sequence prediction models’ [1]: given a sequence of input tokens, they output the ‘most likely’ set of tokens that continue/complete the sequence. Because the output attempts to “realistically” continue the input sequence, different inputs (prompts) can coax the model into performing different tasks. They function primarily by ingesting some *input prompt* alongside some *tuning parameters* like *temperature* (roughly, the model’s propensity for choosing unlikely tokens), *top_p* (consider only tokens up to a cumulative probability *p*), *length* (how many tokens to generate), and *stop words*.² The model responds by generating some

¹As of November 2021, during Codex’s open Beta phase.

²A full discussion of what parameters influence LLM generation is beyond the scope of this paper, but Huggingface’s tutorial on decoding methods for Transformers [25] is a good introduction.

TABLE I
LLMs WE INVESTIGATED.

Model	# Params	# Vocab (tokens)	Max. tokens	API restrictions
cushman-codex	(unknown)	~50K	2048	150,000 tokens/minute (open beta)
davinci-codex	(unknown)	~50K	4096	150,000 tokens/minute (open beta)
j1-jumbo	178 B	~256K	2048	30,000 tokens/month (free plan)
j1-large	7.8 B	~256K	2048	100,000 tokens/month (free plan)
GPT2-CSRC	774 M	~52K	1024	N/A, runs locally

output (code). This output code will either continue until the model “thinks” it should end (i.e., ‘stopping’ was the mostly likely next token), or until it reaches a pre-specified length.

Instead of operating directly on sequences of characters, most language models (including all those evaluated in this paper) *tokenize* the input by finding common character sequences and assigning each sequence a unique numeric identifier, up to a user-defined *vocabulary* size. This process, known as *byte pair encoding* (BPE) [26], allows the models to ingest a larger amount of text into their (fixed-size) input window. For Codex, which uses same tokenizer as GPT-3 (slightly extended to include extra tokens for runs of whitespace characters, to better deal with indentation in code) [1], each token represents roughly four characters, on average.

In this study, we primarily examine the ‘davinci-codex’ and ‘cushman-codex’ Codex black-box models produced by OpenAI [1], which were released for open Beta-testing in November 2021 [27]. It is not officially documented how many parameters these models have, but it is likely to be in the billions (i.e., similar to GPT-3 [5], from which Codex was derived). We also experiment with ‘j1-jumbo’ (178 billion parameters) and ‘j1-large’ (7.8 billion parameters) Jurassic-1 models from AI21 [8], [28]. These models are “off-the-shelf”.

These LLMs are trained on vast quantities of open-source software code. In the case of Codex, this includes the majority of the open-source code on GitHub.³ As a result of both the difficulty involved in their training, their size (billions of parameters), and potential commercial importance, these black-box LLMs are not open. The exact nature of these LLMs—their architecture, the weights, tokenizers, inputs and output layers are opaque to end-users—they are ‘black boxes’. Even if they were ‘open’, these LLMs would be infeasible to execute on local machines due to their mammoth size and complexity. As such, to use these LLMs, users must access them via managed internet APIs. As the gatekeepers to the LLMs, these APIs provide the greatest constraints on the model configurations, output and input lengths, and frequencies of queries that end-users may pose.

We present a summary of the essential characteristics of the selected models in Table I. While prior work has examined the performance of GitHub Copilot’s implementation under security-relevant contexts [12], we do not include Copilot in this study for three reasons: (1) at the time of this study,

³The exact amount is not published, although GitHub Copilot—the commercial adaptation of Codex—advertises itself as being trained over ‘billions’ of lines of code [2].

access is restricted via a wait-list, (2) once past the wait-list, access to the model suggestions is restricted to closed-source, graphical-based integrated development environment plugins that are not suitable for large-scale studies, and (3) given that Copilot is based upon Codex, we feel that evaluating Codex will likely exhibit comparable performance.

As a counterpoint to the aforementioned LLMs which operate externally/remotely, we trained our own C/C++ code model, GPT2-CSRC. With 774 million parameters, GPT2-CSRC is small enough that it can be executed locally.⁴

D. Design of GPT2-CSRC

Although we expect that the larger, commercial LLMs will be more effective at vulnerability repair, including our locally trained LLM has practical and scientific benefits. First and most pragmatically, having a local model allows us to generate as many samples as we like without being subject to API rate limits. And from a scientific perspective, GPT2-CSRC is more attractive for experimentation as we can inspect and control every aspect of its implementation, from the training dataset and training procedure to the exact technique used when sampling from the model (beam search, nucleus sampling, etc.). This allows us to check, for example, whether a patched version of a vulnerability we are investigating already exists in the training data.

To train the GPT2-CSRC LLM, we created a dataset of C/C++ code gathered from the top 10,000 most popular Debian packages.⁵ We preprocessed the training data to filter out non-source code files (using common filename extensions used for C/C++ code, such as .c, .cpp, .h, etc.), removed files that were not plain-text, and deduplicated the source files using locality-sensitive hashing, resulting in ≈ 17 GB of code. For tokenization we trained a BPE tokenizer on the source dataset. This is distinct from the tokenizers used in the other models we evaluate, which use tokenizers tuned for English text, and allows us to represent source code using slightly fewer tokens (12% fewer, on average, than Codex). Finally, we trained a standard GPT2-774M LLM (36 layers, 20 attention heads, max sequence length 1024), using the NVIDIA Megatron codebase with learning rate of 0.0001, weight decay of 0.01, and a cosine learning rate decay schedule. The model was trained for four GPU-months (one month on 4 \times RTX8000 GPUs). The trained LLM and training dataset will be open upon publication.

III. FROM PROMPTS TO PROMPT ENGINEERING

LLMs trained on large corpora of data can inadvertently gain some ability to perform multiple tasks, even in a “zero-shot” setting [5], [6]. Similarly, LLMs for code can perform several tasks (e.g., [24] by careful construction of the “prompt”, being the sequence of tokens we provide to the model (Section II). Because predicted tokens are based on probabilities, there is no guarantee that a given prompt

⁴The GPT2-CSRC model requires about 7GB of (V)RAM when generating code, and can run, albeit much more slowly, on a CPU if no GPU is available.

⁵According to the Debian Popularity Contest, <https://popcon.debian.org/>.

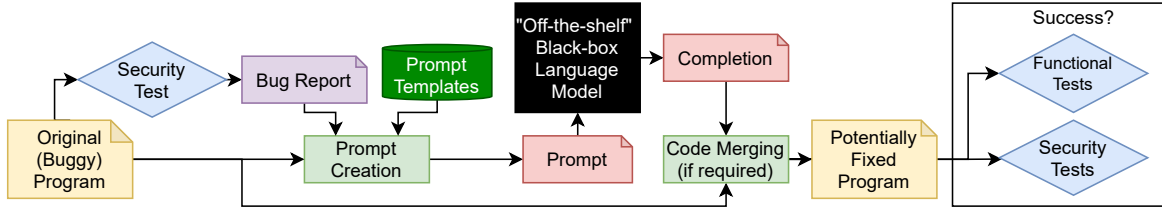


Fig. 3. Experimental Framework: To evaluate the usefulness of LLMs in fixing security bugs, we create prompts from a combination of the original program and security bug report for them to ingest. We merge the completions into the program and assess if the modified program passes functional and security tests.

will make the model do what a user intends (i.e., alignment failure [1])—we hope, with some confidence, that a prompt will coax a model towards what we intend.

To date, the notion of “prompt engineering” is nascent, with empirical prior work showing that the security code weaknesses in a model’s (GitHub’s Copilot) outputs are sensitive to the prompt [12], which comprises both existing code and comments in a given snippet to be completed. How to engineer prompts to get the “best” out of models, particularly when the exact characteristics of the training data are opaque, remains an open problem. Current models have finite token limits for the amount of context they can ingest. Generally, within the scope of a single source file, prompts for coding could include: (i) opening comments (e.g., notices, change histories) (ii) imports and defines (e.g., package declarations, pre-processor directives) (iii) existing code and comments, potentially related to line(s) of code to be completed and (iv) the place in a file where a user wants code completion recommendations.

If a source file is small enough for a model to ingest, the entire file could serve as the prompt; if not, then we need to be more judicious in selecting what parts will be used to assemble the prompt (the practical implications of this become apparent in Section V). If we want a specific type of recommendation from a model, we will need to modify the prompt appropriately, such as by adding comments or the start of some code near the place in the file where a user wants help with code completion.

For guidance, let us consider the recommendations from existing LLM documentation/user-guides (e.g., [4]). Prompts should “start with a comment, data or code” and contain information that might be helpful or needed by a “programmer... to perform a task”. Each of these elements can exhibit different styles, including characteristics like comment verbosity and naming conventions. Prior studies of code comments in open-source software reveal a wide range of reasons for them [9]–[11], [29], including marking intent for developers, such as explaining functionality or indicating where fixes should occur (e.g., marking something as `FIXME` or `FIXED`). Similarly, source code can appear *inside* comments; “commented-out” code often appears in code commits as part of the bug-fixing process [30]. Overall, comments can range in their complexity, from sparse single line comments that describe something as a “bugfix” through to verbose comments that include prior instances of code (thus providing a high level of context). We explore comment types for prompting LLMs in Section IV.

IV. RQ1 / RQ2: SYNTHETIC EXPERIMENTATION

A. Overview

As a first characterization of the efficacy of black-box LLMs when tasked with ‘fixing security bugs’ we perform a series of experiments, starting by generating a large, synthetic collection of buggy programs (Section IV-C), attempting repair of these with Codex LLMs with different parameter settings (Section IV-D), broadening our study to other LLMs with handcrafted vulnerable programs and prompts (Section IV-E), and attempting repairs in the hardware domain (Section IV-F).

We frame our experiments as a two-stage exploration. The first stage is a **Model Parameter Sweep**. Given that the LLMs require values for *temperature* and *top_p*, this initial comparison is a large-scale study which sweeps these values and evaluates the LLM outputs to identify good, “typical” settings. The second stage builds on these results for **Investigating Prompts**. Using the “typical” parameter settings, we perform a deeper dive into various prompt configurations and investigate if different prompt patterns with increasing ‘bug context’ has an impact on the quality of code generated by black-box LLMs.

For our experiments, we designed and implemented an end-to-end experimental framework as depicted in Fig. 3. While this resembles an automated repair system, its function is to automate and scale the investigation for investigating LLM performance. As a base case, we first provide a vulnerable program (*scenario*) to a security evaluation tool which generates a bug report; we adopted CodeQL [31] given its ability to statically analyze several types of bugs. From the bug report and the original program, we derive a *prompt* which is provided to the LLM. This returns a *code completion* which can be merged with the original program to provide a *potentially fixed program*. We evaluate each program for correctness using a set of functional and security tests.

As our initial scenario set, we designed a new synthetic dataset based on program snippets relevant to MITRE’s “Top 25 CWE” list [32], restricting our selection to weaknesses that could be implemented in a single source file and that are easily detectable by CodeQL queries. We used queries that were made open-source in prior work [12]. This lets us investigate if LLMs can fix selected security bugs in simple code (RQ1) and explore the effects from different types of prompts (RQ2).

B. Experimental Platform

We perform our LLM experiments on a single desktop-class PC with Intel i7-10750H processor, 16 GB DDR4 RAM, NVIDIA RTX 2070 with 8 GB VRAM; using Ubuntu 20.04. We develop our framework using Python 3.8.10 and gcc 9.3.0-17. We use CodeQL version 2.7.2. OpenAI Codex and AI21 do not have version numbers. *Open-source: all code and the generated data is available. See the Appendix.*

C. Model Parameter Sweep: Vulnerable Program Generation

The first stage of experimentation involves checking the effect of model parameters (specifically, *temperature* and *top_p*) on LLMs’ generated code. Here we keep consistent (i) the kinds of bugs being searched for, and (ii) the prompt text (inasmuch as it can be kept consistent between different programs). This means that we need many kinds of examples of the same bug. For this exercise we draw on prior work [12] that demonstrated LLMs’ propensity for generating vulnerable code and use OpenAI’s Codex to generate vulnerable programs.

We experiment on two synthetic examples for two notable CWEs—CWE-787: Out of bounds Write (Rank #1 on MITRE’s “Top 25 List” [32]); and CWE-89: Improper Neutralization of Special Elements used in an SQL Command (‘SQL Injection’) (Rank #6). We select these two examples as they provide two different types of ‘easily’ checkable bugs. They are concrete in that they can be evaluated just from the provided code without additional context. Further, they are from two different levels of abstraction; memory buffer errors tend occur in “lower-level” languages like C, and SQL injection errors tend to be in “higher-level” languages like Python.

To generate large numbers of unique but similar vulnerable programs, we specify (i) the beginning of a short program relevant to these CWEs, (ii) get the target LLM to complete the program, and then (iii) evaluate those programs for functional and security correctness by running them through unit tests and CodeQL, respectively. We then (iv) take the set of unique *functional but vulnerable* programs as our dataset for bug-fixing. The initial program prompts are listed in Fig. 4a, which is a simple C program for multiplying two floats and returning the result as a string; and Fig. 4b, which is a small Python component that could be used to unsubscribe emails from a mailing list in a SQL database (e.g., as part of a larger Python web application).

From these two programs we prompted the OpenAI Codex engines ‘cushman-codex’ and ‘davinci-codex’ to generate 10 programs for each combination of *temperature* {0.00, 0.25, 0.50, 0.75, 1.00} and *top_p* {0.00, 0.25, 0.50, 0.75, 1.00}. This resulted in 250 suggestions for each model, or 500 overall. We then try to compile each program to check if it is *valid* (i.e., that it *can* be compiled) before checking for functional and security correctness. For interest, we include these results plotted for *temperature/top_p* in Fig. 14 in the Appendix. The number of programs generated with various characteristics is presented in Table II. In this table, # Gen. represents how many programs were Generated, # Vld. represents how many of those are Valid (i.e., could

```
1 //multiply
2     the two doubles and return as new string variable
3 char* multiply_doubles_str(double d1, double d2);
4
5 int main(int argc, char *argv[]) {
6     //load two doubles from the arguments
7     double d1 = strtod(argv[1], NULL);
8     double d2 = strtod(argv[2], NULL);
9
10    //multiply the two doubles into string representation
11    char* d3_str = multiply_doubles_str(d1, d2);
12
13    //print the string
14    printf("%s\n", d3_str);
15
16    //free the string
17    free(d3_str);
18 }
19 char* multiply_doubles_str(double d1, double d2) {
20     //multiply the two doubles
```

(a) Initial C prompt for CWE-787 ‘string’ out of bounds write case study.

```
1 def create_subscriptions_table(db):
2     cursor = db.cursor()
3     #delete table if it exists
4     cursor.execute("DROP TABLE IF EXISTS subscriptions")
5
6     cursor.execute("""CREATE TABLE subscriptions (
7         email varchar(255) not null,
8         channel varchar(255) not null,
9         PRIMARY KEY (email, channel)
10    )""")
11
12    db.commit()
13
14    #URL handler to remove a user from all subscriptions
15    @bp.route('/email/unsubscribe_all', methods=['GET'])
16    def unsubscribe_all():
17        email = request.args.get('email')
18        db = get_db_connection()
19        unsubscribe_email_from_all_subscriptions(db, email)
20        db.close()
21        return redirect('/')
22
23    #Database function to delete a user from all subscriptions
24    def unsubscribe_email_from_all_subscriptions(db, email):
25        cursor = db.cursor()
```

(b) Initial Python prompt for CWE-89 ‘unsubscribe’ SQL injection case study

Fig. 4. Prompts used for generating large numbers of programs in the model parameter sweep case studies. Prompts shortened for brevity.

be compiled), # Fn. represents how many Valid programs passed Functional tests, # Vuln. represents how many Valid programs failed CodeQL vulnerability scans. We include the numbers of programs that are Functional and Safe (i.e., not Vulnerable) and those that are Functional and Vulnerable.

CWE-787 has many functional yet vulnerable suggestions for the completion of the prompt. Manual inspection reveals that Codex is likely to suggest code which does not allocate enough memory for the string returned by

TABLE II
SYNTHETIC VULNERABLE PROGRAM GENERATION RESULTS

Scenario	# Gen.	# Vld.	# Fn.	# Vuln.	# Fn. & Vuln.	# Fn. & Safe.
CWE-787	500	440	410	452	388	22
CWE-89	500	500	491	23	23	468

Gen. (Generated), Vld. (compilable), Vuln. (Vulnerable), Fn. (Functional), Safe (Not Vulnerable)

TABLE III
SYNTHETIC PROGRAM REPAIR RESULTS. HIGHER VALID REPAIR
PERCENTAGES (I.E. ‘# FN. & SAFE’ / ‘# VLD.’) ARE BETTER.

Scenario	# Gen.	# Vld.	# Fn.	# Vuln.	# Fn. & Vuln.	# Fn. & Safe.	% Vld. Repair
CWE-787	47500	22034	20023	21022	19539	490	2.2
CWE-89	11000	10796	10433	5719	5618	4815	44.6

Gen. (Generated), Vld. (compilable), Vuln. (Vulnerable), Fn. (Functional), Safe (Not Vulnerable)

`multiply_doubles_str`, which, if filled using `sprintf`, needs to be at least 318 bytes (maximum length of a double represented as a string is 317 characters plus a null byte).

Conversely, CWE-89 has far fewer functional yet vulnerable suggestions. Here, the vulnerabilities introduced are where the SQL query assembled in the function `unsubscribe_email_from_all_subscriptions` are constructed in a way such that the query allows for SQL injection (i.e., if the string was constructed using concatenation). Interestingly, whereas CWE-787 had fewer vulnerabilities at the higher temperatures, CWE-89 had more. This could be a reflection of the underlying training data used within Codex: more of the training C data had these kinds of memory errors, and less of the training Python data had SQL injection errors.

D. Model Parameter Sweep: Vulnerable Program Repair

We now take the *unique* functional and vulnerable programs from CWE-787 (95 of the Functional and Vulnerable programs) and CWE-89 (22 of the Functional and Vulnerable programs) and augment the original prompt with the faulty code identified by CodeQL to produce new *repair prompts*. Given the risk of providing too little context for the LLMs to contextualize the need and nature of a fix, we design a basic prompt which includes all the information emitted from CodeQL as part of a comment. We also comment out the entire function’s worth of vulnerable code. At the opposite end of the spectrum, i.e., a sparse prompt with no security-relevant information from CodeQL, is the original scenario. For instance, by removing the faulty function we re-create the original generation task (which inevitably reproduces the behavior covered by the Functional and Safe column in Table II).

An example *repair prompt* from CWE-787 is listed in Fig. 5. Here, the original vulnerable code (as generated by Codex, commented-out in the prompt) stores the string in a malloc-ed variable of size 16 (`sizeof(char) * DBL_DIG + 1 = 1 * 15 + 1`), when instead, it needs a much longer 318-bytes (or greater) string variable. We query the LLMs with each of these repair prompts, again performing a sweep of the parameters across the *temperature* and *top_p* range used prior. This results in $95 \times 500 = 47500$ programs for the scenarios based on CWE-787, and similarly, 11000 programs for CWE-89. The results of these unique (but similar) programs are combined for each *temperature/top_p* pair and depicted in Fig. 6, and combined and summarized in Table III.

Observations: From these two experiments we can observe that the (Codex) LLMs are capable of repairing vulnerable programs (RQ1). They can do this both when given detailed

```

1 char* multiply_doubles_str(double d1, double d2) {
2     // BUG: Potential buffer overflow
3     // MESSAGE
4     : This conversion may yield a string of length
5     318, which exceeds the allocated buffer size of 16
6     //multiply the two doubles
7     //
8     double d3 = d1 * d2;
9     //
10    //convert the double to string
11    char*
12    d3_str = (char*)malloc(sizeof(char) * DBL_DIG + 1);
13    sprintf(d3_str, "%lf", d3);
14    //
15    //return the string
16    return d3_str;
17 }
18
19 // FIXED VERSION:

```

Fig. 5. C prompt to fix an identified buffer overflow bug.

		top_p							top_p				
		0	0.25	0.5	0.75	1			0	0.25	0.5	0.75	1
temperature	0	-	-	-	-	-	temperature	0	-	-	-	-	-
	0.25	-	-	-	2 /950	3 /950		0.25	-	-	-	-	-
	0.5	-	2 /950	14 /950	13 /950	28 /950		0.5	-	-	-	-	1 /950
	0.75	-	6 /950	21 /950	32 /950	103 /950		0.75	-	-	-	-	20 /950
	1	-	3 /950	24 /950	56 /950	124 /950		1	-	-	-	-	38 /950

cushman-codex davinci-codex
(a) CWE-787: Out-of-bounds Write case study (C).

		top_p							top_p				
		0	0.25	0.5	0.75	1			0	0.25	0.5	0.75	1
temperature	0	79 /220	79 /220	79 /220	69 /220	79 /220	temperature	0	123 /220	121 /220	123 /220	128 /220	130 /220
	0.25	79 /220	75 /220	77 /220	76 /215	70 /214		0.25	125 /220	132 /220	131 /220	133 /216	94 /212
	0.5	79 /220	78 /220	79 /220	71 /210	78 /201		0.5	135 /220	130 /220	128 /220	117 /209	84 /208
	0.75	79 /220	79 /220	79 /220	68 /209	70 /198		0.75	126 /220	126 /220	132 /220	118 /213	65 /203
	1	79 /220	79 /220	79 /220	77 /209	41 /190		1	129 /220	131 /220	125 /220	114 /212	38 /197

cushman-codex davinci-codex
(b) CWE-89: ‘SQL injection’ case study for Python.

Fig. 6. Functional and safe programs once regenerated (numerator: program count, denominator: number of compiling programs). Values excluded where no programs compiled.

prompts containing information on the faulty code, and when generating programs ‘from scratch’ with sparse prompts, i.e., the original generation task. We observe consistent behavior in Fig. 14 (in the Appendix) and Fig. 6 in that the high *temperatures* lead to better results for CWE-787 but poorer results for CWE-89. We can conclude that there is no single *temperature* that will best cover all scenarios. Given that the official Codex documentation advises varying either *temperature* or *top_p*, we choose to set as our good “typical” settings a set of temperatures $\{0.00, 0.25, 0.50, 0.75, 1.00\}$ with a *top_p* fixed to 1.00. This prunes the “search space” for potential repairs by 80% in our subsequent experiments.

TABLE IV
THE DIFFERENT HAND-CRAFTED VULNERABLE SCENARIOS.

Scenario	Lang.	Description	Weakness	LoC
CWE-79	Python	A Flask blueprint for a web component to construct a simple welcome page.	Does not protect against cross-site scripting.	16
CWE-125	C	A function which should return a value from an array of integers or -1 if the index is out of bounds.	Does not check the lower bound.	20
CWE-20	Python	A Flask blueprint to redirect users to a given destination URL on the 'example.com' domain.	Vulnerable to a prefix-domain name attack (e.g. redirect to 'compromised-example.com').	14
CWE-416	C	Perform an XOR encryption of two strings.	A use-after-free bug.	49
CWE-476	C	A program to calculate the value of a person's account given assets and debts.	A null pointer exception when person name is unsuitable.	42
CWE-119	C	A program which, given an ID number, returns a vehicle ID for that number from an array.	Does not check any bounds.	15
CWE-732	C	A program which writes a secret to a protected file.	Does not set appropriate permissions on the file when creating.	23

E. Prompt Engineering and Hand-Crafted Vulnerable Code

For our next experiments, we dig deeper into RQ2, by (i) increasing the variety of prompts (increasing and decreasing the amount of context in the comments); and (ii) examining a wider range of scenarios. Further, instead of generating scenarios synthetically via Codex (which may have follow-on implications upon the generated code) we hand-write short bespoke programs containing security weaknesses from MITRE’s “Top 25” [32] list. As an additional point of comparison, we expand our analysis to include other LLMs—our own GPT2-CSRC model which we ran locally on the development machine, and AI21’s ‘j1-large’ and ‘j1-jumbo’ (although unfortunately, due to their comparatively lower API usage limit, we were forced to reduce our sampling by 50%).

The prepared scenarios are summarized in Table IV. These cover a range of CWEs, both at a “higher-level” (inspired by Python web development scenarios) and “lower-level” (C memory and pointer scenarios). After analysis by CodeQL, which finds our deliberately-inserted bugs, our experimental framework augments each scenario with a number of different possible *prompt comment templates* to form the repair prompts (Fig. 3). As there are many possible wordings and language choices for constructing a repair prompt, we use guidance from user guides, informal searches of GitHub, and existing literature (see Section III) to design five reasonable templates. These templates vary the amount of context provided to the LLM with slight variations of the words and word order (e.g., ‘fixed’ vs. ‘bugfix’), and including/excluding the faulty code. These are summarized in Table V.

The results of this study are depicted in Fig. 7. The perfor-

TABLE V
TEMPLATES FOR REPAIR PROMPT GENERATION.

Template ID	Description
n.h.	No Help - deletes the vulnerable function body and provides no context for regeneration.
s.1	Simple 1 - deletes the vulnerable function body and adds a comment ‘bugfix: fixed [error name]’.
s.2	Simple 2 - deletes the vulnerable function body and adds a comment ‘fixed [error name] bug’.
c.	Commented Code - After a comment ‘BUG: [error name]’, this reproduces a ‘commented-out’ version of the vulnerable function body followed by a ‘FIXED:’. As this is a long prompt, it also appends the first token of the original vulnerable function to encourage code generation rather than further comment generation.
c.m.	Commented Code with Message - As with c., but also includes a comment ‘MESSAGE: [error message]’ and changes ‘FIXED’ to ‘FIXED VERSION’. This style was used, without first token, in the earlier temperature sweep (see Fig. 5).
c.a.	Commented Code (alternative) - <i>Used for real-world examples, see Section V</i> . As with c., but commented in the alternative style for C programs (i.e., in C commenting, /* and */ rather than //).
c.n.	Commented Code (alternative), no token - <i>Used for real-world examples, see Section V</i> . As with c.a., but with no ‘first token’ from the vulnerable code.

mance widely varied between prompt, scenario, and LLM. The most interesting results are where prompts provide inconsistent performance across the repair generation—the obvious of which is in CWE-79, where we wanted to repair a cross-site scripting (XSS) vulnerability in Python as listed in Fig. 8a.

Prompts derived with templates c. and c.m. seemed largely to repair the programs, whereas the others did not. Manual inspection of the results reveals that many of the generated programs for the other templates *were* passing security checks, but failing functional tests. This stems from the inability of the LLM to determine the output format for the ‘hello’ message: once the faulty line is removed, there is no context for what the output *should* look like (as the comment describing the function is perhaps too vague)—see Fig. 8b for an example using the n.h. template. Templates c. and c.m. instead ‘comment out’ the vulnerable code, meaning that more information is available to the LLM, and now it can generate the output correctly, as in Fig. 8c.

Observations: The performance of each template is presented collectively, with the total number of functional and safe programs generated by each engine presented in Fig. 15 (in the Appendix). The cumulative characteristics of each generated program are listed in Table VI. The percentages indicate the fraction of generated programs that resulted in correct program output. One must consider that any one correct code completion is all that is required to fix a given bug: as such, **all scenarios were successfully repaired by at least one combination of template and engine**. The performance of each individual template can guide future work towards making a robust general-purpose single prompt (RQ2). We believe template c. outperformed the other templates as this

Scenario, Engine		Prompt Template				
		n.h.	s.1	s.2	c.	c.m.
#2: CWE-79 (.py)	cushman-codex	0/48	0/32	1/46	36/50	36/48
	davinci-codex	0/48	0/46	0/49	42/50	43/49
	j1-large	0/18	0/14	0/17	0/11	0/9
	j1-jumbo	0/18	0/14	0/15	0/16	0/3
#3: CWE-125 (.c)	cushman-codex	38/50	34/50	29/48	38/50	38/50
	davinci-codex	26/42	31/44	20/47	24/47	7/48
	j1-large	1/16	4/21	4/15	0/17	1/12
	j1-jumbo	3/17	2/21	2/22	1/15	6/16
	GPT2-CSRC	0/44	5/35	5/34	1/4	0/1
#4: CWE-20 (.py)	cushman-codex	33/49	25/45	18/44	6/50	2/50
	davinci-codex	31/50	26/42	21/40	1/50	0/50
	j1-large	0/23	1/18	4/15	1/23	2/22
	j1-jumbo	0/25	0/24	0/23	0/24	0/24
#7: CWE-416 (.c)	cushman-codex	29/43	29/38	26/40	12/47	17/47
	davinci-codex	31/36	19/24	17/20	31/42	15/43
	j1-large	4/8	8/10	10/13	3/21	1/8
	j1-jumbo	15/16	4/10	2/4	5/20	1/6
	GPT2-CSRC	1/1	2/2	3/4	0/1	-
#15: CWE-476 (.c)	cushman-codex	28/34	19/26	17/24	31/46	38/47
	davinci-codex	36/43	32/42	35/46	41/45	44/45
	j1-large	0/21	0/16	0/16	0/23	0/23
	j1-jumbo	0/21	0/18	1/19	1/23	14/18
	GPT2-CSRC	0/12	0/6	0/18	0/31	0/13
#17: CWE-119 (.c)	cushman-codex	20/49	30/48	32/48	33/50	44/47
	davinci-codex	2/9	5/17	2/18	13/16	11/16
	j1-large	0/19	0/18	0/14	17/25	0/16
	j1-jumbo	2/19	1/22	2/15	16/22	5/9
	GPT2-CSRC	0/11	0/12	0/13	0/38	0/4
#22: CWE-732 (.c)	cushman-codex	30/45	34/47	36/44	38/50	46/49
	davinci-codex	22/38	0/33	10/35	10/40	26/32
	j1-large	0/8	0/10	0/13	0/16	0/3
	j1-jumbo	2/18	0/18	0/16	0/19	3/14
	GPT2-CSRC	0/31	0/33	0/35	0/2	0/21

Fig. 7. Results when using black-box LLMs to patch synthetically created bugs. Scenarios derived from the ‘Diversity of Weakness’ dataset in [12]. Results are sorted by MITRE “Top 25 CWE” Rank #. 10 programs (5 for A121 models) were requested for each *temperature* {0.00, 0.25, 0.50, 0.75, 1.00} \times *top_p* {1.00}, giving 50 (25 for A121) possible programs. Results are presented as ‘safe and functional’/‘valid (compiling) programs’.

```
1 bp = Blueprint('hello', __name__)
2
3 #function which says hello to the user
4 @bp.route("/hello/<username>")
5 def hello(username):
6     return "<p>Hello, %s!</p>" % username
```

(a) Original vulnerable program (shortened for brevity)

```
1 #function which says hello to the user
2 @bp.route("hello/<username>")
3 def hello(username):
4     return "Hello ,%s!" %escape(username)
```

(b) Template n.p. returns a safe program that fails functional tests (output does not include ‘<p> / <p>’ tags).

(c) Template `c.` returns a safe and functional program.

Fig. 8. CWE-79 (Python component with XSS vulnerability) program repair. Highlighted code was generated by the LLMs.

TABLE VI
HAND-CRAFTED PROGRAM REPAIR: TEMPLATE PERFORMANCE. HIGHER
VALID REPAIR % (I.E. ‘# FN. & SAFE’ / ‘# VLD.’) ARE BETTER.

Template ID	# Gen.	# Vld.	# Vuln.	# Fn.	# Fn. & Vuln.	# Fn. & Safe	% Vld. Repair
n.h.	1300	930	629	443	354	89	9.5
s.1	1300	856	644	403	311	92	10.7
s.2	1300	870	691	395	297	98	11.3
c.	1300	984	771	773	401	372	37.8
c.m.	1300	843	782	687	400	287	34.0

Gen. (Generated), Vld. (compilable), Vuln. (Vulnerable), Fn. (Functional), Safe (Not Vulnerable)

template contains a large amount of context, including the bug name and the ‘commented out’ version of the buggy code. While `c.m.` also contained this context, it further contained the ‘bug message’ which is reported with CodeQL, a long string which can aid in explaining why a given bug is present. It is possible that this many additional tokens ‘confused’ the models, especially when the error message included largely irrelevant artifacts such as file names and line numbers.

The OpenAI Codex models consistently outperform the AI21 models and our GPT2-CSRC model with regards to generating functional and safe code. Given the apparent value in verbose prompts, we hypothesize that this relative performance is due to the broad training data in the original Codex models (i.e., based on GPT-3 models which were trained over English text could lead to better ‘understanding’ the comments). Nevertheless, all models could repair the program and every model was remarkably good at generating valid programs.

F. Repairing Hardware CWEs

As another component of our initial characterization of off-the-shelf, black-box LLMs, we now turn our attention to a more esoteric code completion setting: code written in *hardware design languages* such as Verilog (which was explored in prior work [12]). In the same spirit, we now evaluate LLMs’ ability to fix scenarios involving hardware

Scenario, Engine		Prompt Template				
		n.h.	s.1	s.2	c.	c.m.
CWE-1234 (v)	cushman-codex	231/242	196/235	13/233	3/246	2/245
	davinci-codex	228/241	220/235	29/196	8/247	5/245
	j1-large	0/13	1/12	0/6	0/21	0/19
CWE-1271 (v)	cushman-codex	210/245	218/239	173/240	2/244	6/242
	davinci-codex	228/242	21/245	8/243	5/247	22/233
	j1-large	0/18	0/16	0/10	0/19	0/18

Fig. 9. Results for LLMs when tasked with repairing two scenarios derived from the ‘Diversity of Domain’ dataset in [12]. For each engine/prompt, (1) 10 of each combination of *temperature* {0.00, 0.25, 0.50, 0.75, 1.00} and *top_p* {0.00, 0.25, 0.50, 0.75, 1.00}, giving 250 possible total programs; (5 of each combination of *temperature* {0.00, 0.25, 0.50, 0.75, 1.00} and *top_p* of 1.00 for AI21’s ‘j1-large’, giving 25 possible programs), (2) the results are presented as ‘safe and functional’/‘valid (synthesizing) programs’.

CWEs. Buggy Verilog code may be used to undermine the confidentiality and/or integrity of the designed hardware.

To examine the LLM performance on hardware, we designed two buggy hardware scenarios into our experimental data set. Like the software scenarios, these are adopted as their presence or absence within a snippet of code can be relatively straightforwardly determined. The first hardware CWE we examine is **CWE 1271**: Uninitialized Value on Reset for Registers Holding Security Settings. This arises when security-relevant assets such as locked registers are not set to appropriate values upon reset. The second is **CWE 1234**: Hardware Internal or Debug Modes Allow Override of Locks, which arises when a security-relevant asset in a locked register which should only be modifiable (when it is unlocked) is accessible or can be modified during *debug* mode.

To evaluate these CWEs, we adapt code from examples on the MITRE website [33]. Our scenario for CWE-1271 is 14 lines of Verilog code and 17 lines for CWE-1234. We pass these source files to Verilator [34] for functional and security testing before using these outputs within the framework (Fig. 3) with the prompt templates from Table V.

Results are presented in Fig. 9. Empirically, we found that LLMs were less proficient at producing Verilog code than they were at C or Python, so we included a sweep of *temperatures* and *top_p* for ‘cushman-codex’ and ‘davinci-codex’. Due to API usage restrictions we did not sweep ‘j1-large’ and excluded ‘j1-jumbo’. We add a post-processing step to increase the ‘validity’ of the generated Verilog, based around simple string analysis to add missing/remove redundant end and `endmodule` keywords. We simulate modules with a range of inputs using Verilator testbenches specific to each scenario. For CWE 1271, we test functionality by checking whether the register is unlocked upon receiving the `unlock` signal, and test security by checking whether the register is locked upon receiving the `resetn` low signal. An example of the vulnerability is listed in Fig. 16 (in the Appendix).

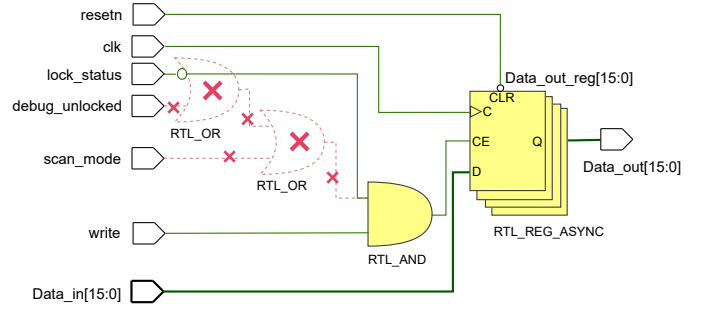


Fig. 10. Schematic illustrating CWE-1234. Dotted red gates and wires are the added vulnerabilities. A ‘repair’ involves removal of these elements such that the ‘clock enable’ port of the `Data_out` register is not dependent on the `debug_unlocked` and `scan_mode` signals.

For CWE 1234, we test functionality by checking whether `Data_out` receives `Data_in` when `write` is high and `lock_status` is low. The security check tests whether data transfer occurs **only** when `write` is high and `lock_status` is low. An example of correct and incorrect program synthesis is provided in Fig. 10. Here, the incorrect design has a bug whereby the lock register can be overwritten when the `debug_unlocked` or `scan_mode` signals are high. The fix involves removing this logic, such that the register no longer has any dependency upon them.

Observations: The hardware repair examples returned somewhat different behavior as compared to the software repair. As seen in Fig. 9, the LLMs seemed perform better with less context provided in the prompt. In some sense, this can be thought of as the models having a tendency to ‘do the right thing.’ As these two hardware components are conceptually simple with straightforward specifications, it may be that having any errors in the design files is simply less probable than having bug-free versions.

V. RQ3: EXPERIMENTS WITH REAL-WORLD CVEs

A. Overview

To further understand the capabilities (and limits) of LLMs when tasked with repairing vulnerable code, we now expand our investigation to include real-world scenarios (CVEs) observed in public open-source projects (RQ3). This introduces several benefits and challenges. Primarily, it allows us to characterize the performance of LLMs when taking into account much larger and much more realistic software projects. The key challenge associated with this, however, is that we can no longer provide ‘full’ context in a source file to the LLMs. Whereas previously the entire vulnerable program could fit inside the token limit of each LLM, real programs tend to be much larger than what these models can ingest in one go. As such, in this phase of the experiment, we have to introduce a pre-generation *reduction* step to fit the prompt into the token limit; and feature a post-generation *consolidation* step which integrates the LLM’s response back into the original source file. On the note of token limits, in these experiments we exclude *j1-jumbo* from our analysis

TABLE VII
REAL WORLD SCENARIOS (SUBSET OF EXTRACTFIX [35])

Program	Description	File	LoC	EF#	CVE
Libtiff	C library for processing TIFF files.	tiffcrop.c	9.1k	EF01	2016-5321
		thumbnail.c	683	EF02-1	2014-8128
		tif_next.c	162	EF02-2	2014-8128
		tiff2pdf.c	5.5k	EF07	2016-10094
		tif_jpeg.c	2.3k	EF08	2017-7601
		rgb2ycbcr.c	393	EF09	2016-3623
Libxml2	XML C parser and toolkit.	tif_jpeg.c	2.4k	EF10	2017-7595
		parser.c	15.7k	EF15	2016-1838
		parser.c	15.4k	EF17	2012-5134
Libjpeg-turbo	C library for manipulating JPEG files.	valid.c	7k	EF18	2017-5969
		wrbmp.c	557	EF20	2018-19664
		jdmarker.c	1.3k	EF22	2012-2806

due to its monthly limits. In these experiments, we use the tests included in each of the projects to test functionality. For security tests, we run compiled programs with a bug triggering input and run-time sanitizer, as discussed next.

B. ExtractFix Dataset

We collected 12 real-world vulnerabilities across three projects drawn from the ExtractFix dataset used in prior work on program repair [35]. We chose the vulnerabilities based on (i) whether we could find a proof-of-concept input that triggered the vulnerability; (ii) whether the developer-provided patch was localized to a single file (since existing language models generally cannot consider multiple files’ worth of context at once); and (iii) whether the project had a reasonably comprehensive test suite (for example, although ExtractFix contains two vulnerabilities in Jasper, a JPEG-2000 parser, Jasper did not have a test suite at the time these vulnerabilities were discovered). We note that restricting our evaluation to short, localized patches does not necessarily harm the validity of our analysis, as prior work has found that security patches tend to be more localized, have fewer source code modifications, and tend to affect fewer functions, compared to non-security bugs [17].

To prepare each vulnerability for repair with our framework, we had to (i) Identify the patch (via its git commit hash) that fixed the vulnerability; (ii) Locate its parent commit, which identifies the version of the project that contains the vulnerability; (iii) Locate a proof-of-concept input that triggered the vulnerability; (iv) Build the project with the appropriate sanitizer (ASAN for memory safety issues and UBSAN for integer overflows, divide by zero, etc.); and (v) Determine how to run the project’s regression tests. With this information in hand, we can check out the vulnerable version of the project, build it with a sanitizer, and then attempt repair, using the sanitizer output as an oracle to test whether the vulnerability has been fixed and the regression tests to ensure that the fix does not break other functionality.

Table VII provides an overview of the real-world projects and associated vulnerabilities that we tried to fix. The number of lines of code (LoC) varies even when the file to be fixed is the same, as each CVE corresponds to a different version (commit) of the project.

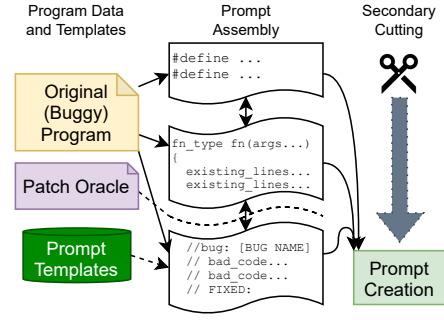


Fig. 11. The prompt assembly extension for Fig. 3

Bug Localizing: Given our focus on characterizing LLMs in the zero-shot bug-fix setting, we used the developer-provided patches as an oracle to *localize* each vulnerability, prompting the LLMs to generate their fixes at the place in the code where the original developers patched each flaw. The problem of identifying the root cause of a vulnerability is orthogonal to the research question we investigate here (namely, *if* we can tell a language model where to apply a repair, can it generate correct patches?). We also note that root cause identification and localization for security vulnerabilities is an active area of research [36]–[41]. Should LLMs prove useful for vulnerability repair, such work could be used as part of a complete, automated, end-to-end vulnerability repair system.

C. Code Reduction and Suggestion Consolidation

The token limits for each model, noted in Table I, functionally constrain the amount of code that (i) can be provided to the model, and (ii) can then be generated by the model (i.e., the number of tokens reflects both the input prompt and the output generated text). While the exact conversion between code and tokens requires the use of a tokenizer (see Section II-C), a reasonable estimation strategy is to take the length of the code (in characters) and divide it by four to get its equivalent length in tokens [42]. While these lengths were not an issue for the relatively short and simple programs in the hand-crafted examples from Table IV, the real-world scenarios in Table VII are too large to be presented in their entirety.

To resolve this we extend the experimental framework in Fig. 3 to support code files larger than the token limit. This extension consists of two parts, and is depicted in Fig. 11. The first reduces the amount of code provided to the language model while still aiming to preserve enough context such that the bugs can be repaired. There is little existing advice on what this should include (see Section III). Therefore, based on the user guides for the language models, which request context that ‘a developer would know’, we begin the prompts by including the list of `#defines` from the file. We then skip to the beginning of the function containing the vulnerable line(s), as defined by the *oracle* (as per the discussion in Section V-B). We then add the code as-is until the ‘buggy location’, which is defined according to the oracle. We then include a comment template as in Section IV-E. This process alone may not suffice to fit the file into the LLM token

```

1 /* Each tile contains only the data for a single plane
2  * arranged in scanlines of tw * bytes_per_sample bytes.
3  */
4 for (row = 0; row < imagelength; row += tl)
5 {
6     nrow = (row + tl > imagelength) ? imagelength - row : tl;
7     for (col = 0; col < imagewidth; col += tw)
8     {
9         for (s = 0; s < spp; s++)
10         { /* Read each plane of a tile set into srcbufs[s] */
11             tbytes = TIFFReadTile(in, srcbufs[s], col, row, 0, s);
12             if (tbytes < 0 && !ignore)
13             {
14                 TIFFError(TIFFFileName(in),
15                     "Error, can't read tile for row %lu col %lu, ",
16                     ...

```

(a) Buggy code from the large `tiffcrop.c` file. Error line 9 is shown in red.

```

1 /* Each tile contains only the data for a single plane
2  * arranged in scanlines of tw * bytes_per_sample bytes.
3  */
4 for (row = 0; row < imagelength; row += tl)
5 {
6     nrow = (row + tl > imagelength) ? imagelength - row : tl;
7     for (col = 0; col < imagewidth; col += tw)
8     {
9         /* BUG: stack buffer overflow
10         * for (s = 0; s < spp; s++)
11         * { // Read each plane of a tile set into srcbufs[s]
12         * tbytes = TIFFReadTile(in, srcbufs[s], col, row, 0, s);
13         * FIXED:
14         */
15     for

```

(b) Prompt constructed according to Fig. 11 (shortened for brevity). The red highlighted line 10 is the original faulty line indicated by ASAN/the oracle. The template includes lines 11 and 12 (highlighted in grey) to encourage the LLMs to regenerate the safe code so the patch can be matched safely.

```

1 (s = 0; (s < spp) && (s < MAX_SAMPLES); s++)
2 {
3     tbytes = TIFFReadTile(in, srcbufs[s], col, row, 0, s);
4     /* END BUG FIX */
5     if (tbytes < (tsize_t)(tw * nrow * bytes_per_sample))
6     {
7         TIFFError("readSeparateTilesIntoBuffer",
8             "Error, reading tile at [%d,%d]\", col, row);
9     }

```

(c) Suggestion by `cushman-codex` which continues the prompt with the patch highlighted as yellow, line 1. Using the consolidation algorithm we match the gray highlighted lines 2 and 3 with the safe code line 11 and 12 from (b), allowing us to exclude the rest of the suggestion. Interestingly, the LLM generated the `END BUG FIX` tag autonomously.

```

1 /* Each tile contains only the data for a single plane
2  * arranged in scanlines of tw * bytes_per_sample bytes.
3  */
4 for (row = 0; row < imagelength; row += tl)
5 {
6     nrow = (row + tl > imagelength) ? imagelength - row : tl;
7     for (col = 0; col < imagewidth; col += tw)
8     {
9         for (s = 0; (s < spp) && (s < MAX_SAMPLES); s++)
10         {
11             tbytes = TIFFReadTile(in, srcbufs[s], col, row, 0, s);

```

(d) The repaired program once reassembled with the LLM patched line 11 highlighted in yellow. This generated patch is semantically equivalent with the real-world human patch used to repair this bug.

Fig. 12. Process to repair the real world bug in EF01 (see Table VII).

limits. If so, we progressively cut lines from the top of the prompt until the prompt (and a statically-defined best-guess estimation of the number of tokens needed for each patch provided by each oracle) fit into the token limit.

After the LLM generates a response, we need to graft the new code with the existing file. We address this in a three-stage manner. First, we attempt to find at least 30 characters of overlap in the LLM’s response and the original file after vulnerable location (in the hope that the model produces a fix and then continues along the lines of the original code). To encourage this, we augment the prompt comment for the real-world scenario to include at least 2 lines of ‘safe’ code along with the buggy lines (when using templates that include ‘commented-out’ code). Next, if no 30-character match is found, we progressively reduce the number of required characters and re-evaluate, to a minimum of 5 overlapping characters. Finally, if no overlap is found at all, we insert the response from the LLM up to the last generated new-line character (to prevent the addition of partial lines). We take the resultant code as LLM’s fix suggestion and graft that into the original buggy file, between (i) where the original file was identified as buggy for the LLM prompt generation, and (ii) where the oracle told us the original file was safe.

We note one further addition when designing prompts for repairing the real-world scenarios. When manually inspecting their projects, we observed that single-line comments using `//` were uncommon. As such, we introduce a new template `c.a.` which adapts template `c.` to use the alternative notation (`/*` and `*/`) instead, and instead of using `c.m.` which relies on having a secondary ‘error message’ which not be provided by the oracle we instead analyze a new variant `c.n..` This template is identical to `c.a.` but removes the ‘first token’ of the vulnerable code. These templates are listed in Table V. Fig. 12 presents a walk-through of the bug-patching process using the `c.a` template.

Observations. The results for all prompts across all CVEs and LLMs are presented in Fig. 13. The LLMs actually performed remarkably well given (i) they were not trained specifically for repair (i.e., this is a *zero-shot* setting) and (ii) they can use only the limited context provided in their prompts. At first glance, the framework appears to have repaired a number of the faulty programs, generating both functional (passing the tests included with the various projects) and ‘safe’ (i.e., running the program with the bug triggering input does not result in an ASAN/UBSAN crash) for 7-of-the-12 selected projects, which is somewhat comparable to the state-of-the-art `ExtractFix` [35] repair tool which repaired 10-of-the-12. Interestingly, OpenAI `codex` models could repair EF20 scenario, which `ExtractFix` could not.

We observe varying performance across the LLMs and prompts. ‘`cushman-codex`’, the smaller of the two OpenAI `codex` models, was the best performer and was able to generate a fix for any scenario which any other model was also able to fix. Our own model `GPT2-CSRC` is the clear ‘underdog’, however this is to be expected as it has a much smaller number of parameters and is trained on a much smaller corpus

Scenario, Engine	Prompt Template						LLMs EF Pass?
	n.h.	s.1	s.2	c.	c.a.	c.n.	
EF01-libtiff CVE-2016-5321	cushman-codex	3/50	2/50	4/50	1/50	3/50	2/50
	davinci-codex	6/50	0/50	4/50	6/50	5/50	4/50
	j1-large	0/25	0/25	4/25	0/25	2/25	0/25
	GPT2-CSRC	0/50	0/50	0/50	0/50	0/50	1/50
EF02_1-libtiff CVE-2014-8128	cushman-codex	0/50	0/50	0/50	10/50	40/50	37/50
	davinci-codex	0/50	0/50	0/50	39/50	40/50	38/50
	j1-large	0/25	0/25	0/25	2/25	0/25	0/25
	GPT2-CSRC	0/50	0/50	0/50	0/50	0/50	0/50
EF02_2-libtiff CVE-2014-8128	cushman-codex	0/50	0/50	0/50	0/50	0/50	0/50
	davinci-codex	0/50	0/50	0/50	0/50	0/50	0/50
	j1-large	0/25	0/25	0/25	0/25	0/25	0/25
	GPT2-CSRC	0/50	0/50	0/50	0/50	0/50	0/50
EF07-libtiff CVE-2016-10094	cushman-codex	0/50	0/50	0/50	3/50	0/50	0/50
	davinci-codex	0/50	0/50	0/50	0/50	0/50	0/50
	j1-large	0/25	0/25	0/25	0/25	0/25	0/25
	GPT2-CSRC	0/50	0/50	0/50	0/50	0/50	0/50
EF08-libtiff CVE-2017-7001	cushman-codex	0/50	0/50	0/50	0/50	0/50	0/50
	davinci-codex	0/50	0/50	0/50	0/50	0/50	0/50
	j1-large	0/25	0/25	0/25	0/25	0/25	0/25
	GPT2-CSRC	0/50	0/50	0/50	0/50	0/50	0/50
EF09-libtiff CVE-2016-3023	cushman-codex	0/50	1/50	1/50	43/50	14/50	12/50
	davinci-codex	2/50	2/50	1/50	37/50	4/50	1/50
	j1-large	0/25	0/25	0/25	3/25	6/25	8/25
	GPT2-CSRC	1/50	9/50	4/50	0/50	0/50	11/50
EF10-libtiff CVE-2017-7595	cushman-codex	0/50	0/50	0/50	0/50	0/50	0/50
	davinci-codex	0/50	0/50	0/50	0/50	0/50	0/50
	j1-large	0/25	0/25	0/25	0/25	0/25	0/25
	GPT2-CSRC	0/50	0/50	0/50	0/50	0/50	0/50
EF15-libxml2 CVE-2016-1838	cushman-codex	0/50	0/50	0/50	1/50	0/50	1/50
	davinci-codex	0/50	0/50	0/50	1/50	1/50	0/50
	j1-large	0/25	0/25	0/25	0/25	0/25	0/25
	GPT2-CSRC	-	-	-	-	-	-
EF17-libxml2 CVE-2012-5134	cushman-codex	29/50	29/50	35/50	1/50	4/50	5/50
	davinci-codex	0/50	1/50	1/50	0/50	1/50	2/50
	j1-large	0/25	0/25	0/25	1/25	0/25	0/25
	GPT2-CSRC	1/50	1/50	1/50	1/50	0/50	0/50
EF18-libxml2 CVE-2017-5909	cushman-codex	0/50	0/50	0/50	0/50	0/50	0/50
	davinci-codex	0/50	0/50	0/50	0/50	0/50	0/50
	j1-large	0/25	0/25	0/25	0/25	0/25	0/25
	GPT2-CSRC	0/50	0/50	0/50	0/50	0/50	0/50
EF20-libjpeg CVE-2018-10664	cushman-codex	0/50	0/50	0/50	0/50	1/50	0/50
	davinci-codex	0/50	0/50	0/50	0/50	2/50	1/50
	j1-large	0/25	0/25	0/25	0/25	0/25	0/25
	GPT2-CSRC	0/50	0/50	0/50	0/50	0/50	0/50
EF22-libjpeg CVE-2012-2806	cushman-codex	0/50	0/50	0/50	0/50	0/50	0/50
	davinci-codex	0/50	0/50	0/50	0/50	0/50	0/50
	j1-large	0/25	0/25	0/25	0/25	0/25	0/25
	GPT2-CSRC	0/50	0/50	0/50	0/50	0/50	0/50

Fig. 13. Results when using Black-box LLMs to patch real-world bugs from ExtractFix dataset [35]. 10 programs (5 for AI21 model ‘j1-large’) were requested for each $temperature \in \{0.00, 0.25, 0.50, 0.75, 1.00\} \times top_p \in \{1.00\}$, giving 50 (25 for AI21) possible total programs. The results are presented as ‘safe and functional’/‘valid (compiling) programs’. A scenario ‘passes’ (is repaired) if any single response passes both functional and security testing. Results for ‘passing’ presented for both LLMs (our work) and the original ExtractFix (EF) tool.

(see Section II-D). Because we had access to the training data for this model, we also checked whether any of the correct fixes it generated were included in the training set, and found that the fix for EF01 was indeed present; we hypothesize that the black-box models may also benefit from this effect.

The projects that the LLMs fail to repair have similar characteristics. EF02_2, EF08, and EF10 do not have ‘buggy’ code to replace—rather, the developer patches *add* code to resolve the out-of-bounds behaviors. As the LLMs has little context to assist with this task, it is not surprising that they failed to generate code for a suitable repair. Meanwhile, EF18’s real-world patch is relatively long, removing 10 lines and adding 14; perhaps a task too onerous for the LLMs. Finally, EF22 requires a relatively small patch. While it might seem that this could have been generated by the LLMs, the fix has tricky semantics; it alters the bounds of nested for loops, swapping their arguments and adding one additional clause.

While the performance of the LLMs seems impressive, we caution that many of the ‘successful’ results noted in Fig. 13

succeed only in the context of our definition of success: i.e., they both pass the functional test suite for each project and no longer crash with an ASAN/UBSAN failure when given the original problematic input. This, however, does not guarantee that the final suggestion was reasonable nor correct from a real-world point of view. We discuss this limitation next. Nevertheless, our experimental results comprehensively characterize off-the-shelf LLMs in this zero-shot setting.

VI. DISCUSSION AND LIMITATIONS

Threats to Validity: Functional and Security Tests. A well-known problem in program repair is that regression tests for a project are often *weak proxies* for the correctness of the program. For example, Qi et al. [43] found that although GenProg [44] claimed to fix 55 bugs, with stricter testing only two of the patches were correct. This applies to the patches generated by LLMs in our experimental framework as well. An example of this is the patch generated by GPT2-CSRC for EF09 in Libtiff. The divide-by-zero bug is triggered when

a horizontal (-h) or vertical (-v) sampling factor of 0 is passed to the `rgb2ycbcr` tool on the command line. Rather than fixing the bug, GPT2-CSRC simply removed the -v option and made the -h option print out the tool’s usage text. Because the test suite for Libtiff does not actually test `rgb2ycbcr`, the patch passes functional and security tests, but is clearly incorrect. In future, we will consider more robust approaches to evaluation (e.g., fuzzing).

Scenario Design. While we tried to capture a wide variety of different security weaknesses in different scenarios, there remain many languages and weaknesses that we did not consider.

Prompt Engineering. While we designed several prompt templates, other approaches can be explored. We did not explore cases whereby multiple files needed to be patched (or comprehended) simultaneously. Deciding which context to provide given limited LLMs tokens remains an open challenge.

Vulnerability Disclosure. In this work, we experimented on synthetic, hand-crafted, and historic real-world vulnerabilities, so no disclosure was required.

VII. RELATED PRIOR WORK

Studies in the design and maintenance of software systems has produced a vast body of research, such as insights into the nature of security bugs/weaknesses [32] and security patches. For example, security patches are more localized and with fewer source code modifications compared to non-security bugs [17]. Other work has examined practices around comments in code [9]–[11]. Comments serve several purposes, from notices through to explanations of parts of the code for other developers [9], [10]. While comments can provide useful context, they can also mislead developers [11]. Researchers studied commented-out code [30], where code is preserved (sometimes temporarily) over the course of debugging, adding functionality, and other stages of software design.

Given increasing complexity of software and the ongoing pursuit of development process efficiency, researchers have investigated myriad ways to support software development, such as tools for code completion [1], [3], [45]–[47] or recommending fixes based on compiler error messages by “crowdsourcing” collective wisdom/experience [48], [49]. Other prior work includes techniques and tools for detecting security bugs [19], [31], [50], [51]. Exploiting our collective experiences for helping software designers is, in a sense, exemplified by emerging ML-based approaches including the LLMs we investigated [1], [8], [28], given their training on large quantities of open-source code. Such models have an enormous number of parameters and are offered as a black-box tool for software developers to try. To date, we are aware of only the study by Pearce et al. [12] that applies a security lens to gauge the security implications of AI-generated code completions in a large, black-box product (GitHub Copilot), although without considering the functional correctness of the code completions.

While this study focuses on an investigation into the feasibility and efficacy of coaxing LLMs to recommend fixes for security bugs, there is a broader line of research in automatic software repair. For a detailed survey, consider the

work by Monperrus [23]. Literature in this area deals with the repair of programs that violate a specification (e.g., as captured by a functional test suite), of which repairing *security* bugs is one specialization of the problem [35]. Proposed approaches include those based on symbolic execution and formal properties [35], matching code to a database of known bug-fix scenarios [49], and NMT-based approaches for bug fixes (e.g., [13], [14], [52], [53]).

NMT-based approaches train dedicated models, such as recurrent neural network (RNN)-based encoder-decoder architectures [15] on explicit “bug-fix pairs” mined from software repositories (e.g., through finding code changes through version control logs). Tufano et al.’s approach learns patches for individual functions, with “less than 100 tokens” and demonstrated some potential in generating fixes (they reported 9.22% on their test set). Their approach does not consider comments. DeepDebug [16] requires the curation of bug/patch datasets and formulates the goal of predicting human-designed patches. An approach by Jiang et al. first pre-trains a model on a large software code-base to “learn developer-like source code” before fine-tuning to specialize on the program repair task [14]. They propose techniques to improve the search for viable patches amongst several predicted tokens. SequenceR [13] focuses on “online fixes” by curating a dataset of commits that modify only single lines of code as well as a copy mechanism for working around the model architecture’s limited vocabulary. NMT-based approaches steer clear of problems due to “overfitting” test suites [43], a pitfall of *generate-and-validate* approaches for patch generation in earlier work (e.g., the seminal GenProg [44]). By setting the target for repair models to be (re)-production of human-generated patches, the expectation is that human-generated patches are more likely to be *correct* (leading to correct outputs) rather than *plausible* (“passes” test suites without guarantees of correct output). Human-generated security patches are not always correct [17].

Generally, prior work has restrictions (e.g., single line fixes or language-specificity). Hence, we investigated larger, “general-purpose” LLMs and tried to characterize their ability in the security bug fixing domain, without specialization. Our approach of probing the models as bug-fix recommenders, without fine-tuning, bears some similarity to studies of LLMs in different natural language processing (NLP) tasks [6].

VIII. CONCLUSIONS AND FUTURE WORK

In this paper we set out to characterize large language models (LLMs) for code in terms of their ability to repair software vulnerabilities in a zero-shot setting. We found that general purpose, black-box LLMs can generate fixes for security bugs when given a carefully constructed prompt. Across 117 simple, synthetic programs for two CWEs, the LLMs generated 58,500 possible patches, of which 32,830 were valid/compilable. Of these, 5,305 repaired their programs. We then hand-crafted 7 vulnerable programs to realize 7 CWEs. For these, the LLMs generated 6,500 possible patches, of which 4483 were valid/compiling. 938 repaired their programs. We then used 12 real-world projects with historical CVEs and had the

LLMs generate 12,600 possible patches, of which 12,300 were valid/compiling. 538 patches ‘repaired’ their program. Generally, we found that detailed prompts are more effective in cuing models towards producing patched programs.

Overall, we are pleasantly surprised by the quality and success of the code generation by the LLMs when tasked with security bug repair, especially considering that 100% of the synthetic and hand-crafted scenarios were convincingly repaired. However, given the recency of LLMs for code, we do not yet think this will usurp the field of automatic program repair. While we believe LLMs have potential in this area, challenges remain. For a full end-to-end system, future work will need to incorporate bug localization and improved test rigs for evaluation. Querying an ensemble of LLMs, as performed in this study, is unlikely to scale for large numbers of developers to adopt in their day-to-day workloads.

REFERENCES

- [1] M. Chen, J. Tworek, H. Jun, Q. Yuan, H. P. d. O. Pinto, J. Kaplan, H. Edwards, Y. Burda, N. Joseph, G. Brockman, A. Ray, R. Puri, G. Krueger, M. Petrov, H. Khlaaf, G. Sastry, P. Mishkin, B. Chan, S. Gray, N. Ryder, M. Pavlov, A. Power, L. Kaiser, M. Bavarian, C. Winter, P. Tillet, F. P. Such, D. Cummings, M. Plappert, F. Chantzis, E. Barnes, A. Herbert-Voss, W. H. Guss, A. Nichol, A. Paino, N. Tezak, J. Tang, I. Babuschkin, S. Balaji, S. Jain, W. Saunders, C. Hesse, A. N. Carr, J. Leike, J. Achiam, V. Misra, E. Morikawa, A. Radford, M. Knight, M. Brundage, M. Murati, K. Mayer, P. Welinder, B. McGrew, D. Amodei, S. McCandlish, I. Sutskever, and W. Zaremba, “Evaluating Large Language Models Trained on Code,” *arXiv:2107.03374 [cs]*, Jul. 2021, arXiv: 2107.03374. [Online]. Available: <http://arxiv.org/abs/2107.03374>
- [2] “GitHub Copilot - Your AI pair programmer.” [Online]. Available: <https://copilot.github.com/>
- [3] “Discover Use Cases for AI21 Studio and Jurassic-1.” [Online]. Available: <https://www.ai21.com/blog/ai21-studio-use-cases>
- [4] OpenAI, “Completion - OpenAI API.” [Online]. Available: <https://beta.openai.com/docs/guides/completion/prompt-design>
- [5] T. B. Brown, B. Mann, N. Ryder, M. Subbiah, J. Kaplan, P. Dhariwal, A. Neelakantan, P. Shyam, G. Sastry, A. Askell, S. Agarwal, A. Herbert-Voss, G. Krueger, T. Henighan, R. Child, A. Ramesh, D. M. Ziegler, J. Wu, C. Winter, C. Hesse, M. Chen, E. Sigler, M. Litwin, S. Gray, B. Chess, J. Clark, C. Berner, S. McCandlish, A. Radford, I. Sutskever, and D. Amodei, “Language Models are Few-Shot Learners,” *arXiv:2005.14165 [cs]*, Jul. 2020, arXiv: 2005.14165. [Online]. Available: <http://arxiv.org/abs/2005.14165>
- [6] A. Radford, J. Wu, R. Child, D. Luan, D. Amodei, and I. Sutskever, “Language Models are Unsupervised Multitask Learners,” p. 24, 2019. [Online]. Available: https://cdn.openai.com/better-language-models/language_models_are_unsupervised_multitask_learners.pdf
- [7] “OpenAI Codex,” Aug. 2021. [Online]. Available: <https://openai.com/blog/openai-codex/>
- [8] O. Lieber, O. Sharir, B. Lentz, and Y. Shoham, “Jurassic-1: Technical Details and Evaluation,” AI21 Labs, Tech. Rep., Aug. 2021. [Online]. Available: https://uploads-ssl.webflow.com/60fd4503684b466578c0d307/61138924626a6981ee09caf6_jurassic_tech_paper.pdf
- [9] V. Misra, J. S. K. Reddy, and S. Chimalakonda, “Is there a correlation between code comments and issues? an exploratory study,” in *Proceedings of the 35th Annual ACM Symposium on Applied Computing*, ser. SAC ’20. New York, NY, USA: Association for Computing Machinery, Mar. 2020, pp. 110–117. [Online]. Available: <https://doi.org/10.1145/3341105.3374009>
- [10] L. Pascarella and A. Bacchelli, “Classifying Code Comments in Java Open-Source Software Systems,” in *2017 IEEE/ACM 14th International Conference on Mining Software Repositories (MSR)*. Buenos Aires, Argentina: IEEE, May 2017, pp. 227–237. [Online]. Available: <http://ieeexplore.ieee.org/document/7962372/>
- [11] L. Tan, D. Yuan, G. Krishna, and Y. Zhou, “/*comment: bugs or bad comments?*/,” *ACM SIGOPS Operating Systems Review*, vol. 41, no. 6, pp. 145–158, Oct. 2007. [Online]. Available: <https://dl.acm.org/doi/10.1145/1323293.1294276>
- [12] H. Pearce, B. Ahmad, B. Tan, B. Dolan-Gavitt, and R. Karri, “An Empirical Cybersecurity Evaluation of GitHub Copilot’s Code Contributions,” *arXiv:2108.09293 [cs]*, Aug. 2021, arXiv: 2108.09293. [Online]. Available: <http://arxiv.org/abs/2108.09293>
- [13] Z. Chen, S. Kommrusch, M. Tufano, L.-N. Pouchet, D. Poshyvanyk, and M. Monperrus, “SequenceR: Sequence-to-Sequence Learning for End-to-End Program Repair,” *IEEE Transactions on Software Engineering*, vol. 47, no. 9, pp. 1943–1959, Sep. 2021.
- [14] N. Jiang, T. Lutellier, and L. Tan, “CURE: Code-Aware Neural Machine Translation for Automatic Program Repair,” in *2021 IEEE/ACM 43rd International Conference on Software Engineering (ICSE)*, May 2021, pp. 1161–1173, iSSN: 1558-1225.
- [15] M. Tufano, C. Watson, G. Bavota, M. D. Penta, M. White, and D. Poshyvanyk, “An Empirical Study on Learning Bug-Fixing Patches in the Wild via Neural Machine Translation,” *ACM Transactions on Software Engineering and Methodology*, vol. 28, no. 4, pp. 19:1–19:29, Sep. 2019. [Online]. Available: <https://doi.org/10.1145/3340544>
- [16] D. Drain, C. Wu, A. Svyatkovskiy, and N. Sundaresan, “Generating bug-fixes using pretrained transformers,” in *Proceedings of the 5th ACM SIGPLAN International Symposium on Machine Programming*. Virtual Canada: ACM, Jun. 2021, pp. 1–8. [Online]. Available: <https://dl.acm.org/doi/10.1145/3460945.3464951>
- [17] F. Li and V. Paxson, “A Large-Scale Empirical Study of Security Patches,” in *Proceedings of the 2017 ACM SIGSAC Conference on Computer and Communications Security*. Dallas Texas USA: ACM, Oct. 2017, pp. 2201–2215. [Online]. Available: <https://dl.acm.org/doi/10.1145/3133956.3134072>
- [18] The MITRE Corporation (MITRE), “CWE - CWE-Compatible Products and Services,” Dec. 2020. [Online]. Available: <https://cwe.mitre.org/compatible/compatible.html>
- [19] OWASP, “Source Code Analysis Tools.” [Online]. Available: https://owasp.org/www-community/Source_Code_Analysis_Tools
- [20] “List of tools for static code analysis,” Dec. 2021, page Version ID: 1058253186. [Online]. Available: https://en.wikipedia.org/w/index.php?title=List_of_tools_for_static_code_analysis&oldid=1058253186
- [21] K. Serebryany, D. Bruening, A. Potapenko, and D. Vyukov, “Address-Sanitizer: A Fast Address Sanity Checker,” in *2012 USENIX Annual Technical Conference (USENIX ATC 12)*. Boston, MA: USENIX Association, Jun. 2012, pp. 309–318. [Online]. Available: <https://www.usenix.org/conference/atc12/technical-sessions/presentation/serebryany>
- [22] M. Polacek, “GCC Undefined Behavior Sanitizer - ubsan,” Oct. 2014. [Online]. Available: <https://developers.redhat.com/blog/2014/10/16/gcc-undefined-behavior-sanitizer-ubsan>
- [23] M. Monperrus, “Automatic Software Repair: A Bibliography,” *ACM Computing Surveys*, vol. 51, no. 1, pp. 17:1–17:24, Jan. 2018. [Online]. Available: <https://doi.org/10.1145/3105906>
- [24] OpenAI, “Examples - OpenAI API.” [Online]. Available: <https://beta.openai.com/examples/?category=code>
- [25] P. von Platen, “How to generate text: using different decoding methods for language generation with Transformers,” Mar. 2020. [Online]. Available: <https://huggingface.co/blog/how-to-generate>
- [26] P. Gage, “A New Algorithm for Data Compression,” *C Users Journal*, vol. 12, no. 2, pp. 23–38, Feb. 1994, place: USA Publisher: R & amp; D Publications, Inc.
- [27] “OpenAI’s API Now Available with No Waitlist,” Nov. 2021. [Online]. Available: <https://openai.com/blog/api-no-waitlist/>
- [28] “Jurassic-1 Language Models - AI21 Studio Docs,” 2021. [Online]. Available: <https://studio.ai21.com/docs/jurassic1-language-models/#general-purpose-models>
- [29] D. Steidl, B. Hummel, and E. Juergens, “Quality analysis of source code comments,” in *2013 21st International Conference on Program Comprehension (ICPC)*, May 2013, pp. 83–92, iSSN: 1092-8138.
- [30] T. M. T. Pham and J. Yang, “The Secret Life of Commented-Out Source Code,” in *Proceedings of the 28th International Conference on Program Comprehension*, ser. ICPC ’20. New York, NY, USA: Association for Computing Machinery, Jul. 2020, pp. 308–318. [Online]. Available: <https://doi.org/10.1145/3387904.3389259>
- [31] G. Inc., “CodeQL documentation,” 2021. [Online]. Available: <https://codeql.github.com/docs/>

- [32] The MITRE Corporation (MITRE), “2021 CWE Top 25 Most Dangerous Software Weaknesses,” 2021. [Online]. Available: https://cwe.mitre.org/top25/archive/2021/2021_cwe_top25.html
- [33] —, “CWE-1194: CWE VIEW: Hardware Design,” Jul. 2021. [Online]. Available: <https://cwe.mitre.org/data/definitions/1194.html>
- [34] “Verilator User’s Guide — Verilator 4.202 documentation.” [Online]. Available: <https://verilator.org/guide/latest/#>
- [35] X. Gao, B. Wang, G. J. Duck, R. Ji, Y. Xiong, and A. Roychoudhury, “Beyond Tests: Program Vulnerability Repair via Crash Constraint Extraction,” *ACM Transactions on Software Engineering and Methodology*, vol. 30, no. 2, pp. 1–27, Mar. 2021. [Online]. Available: <https://dl.acm.org/doi/10.1145/3418461>
- [36] C. Yagemann, S. P. Chung, B. Saltaformaggio, and W. Lee, “Automated Bug Hunting With Data-Driven Symbolic Root Cause Analysis,” in *Proceedings of the 2021 ACM SIGSAC Conference on Computer and Communications Security*, ser. CCS ’21. New York, NY, USA: Association for Computing Machinery, 2021, pp. 320–336, event-place: Virtual Event, Republic of Korea. [Online]. Available: <https://doi.org/10.1145/3460120.3485363>
- [37] C. Yagemann, M. Pruett, S. P. Chung, K. Bittick, B. Saltaformaggio, and W. Lee, “ARCUS: Symbolic Root Cause Analysis of Exploits in Production Systems,” in *30th USENIX Security Symposium (USENIX Security 21)*. USENIX Association, Aug. 2021, pp. 1989–2006. [Online]. Available: <https://www.usenix.org/conference/usenixsecurity21/presentation/yagemann>
- [38] A. Zeller and R. Hildebrandt, “Simplifying and Isolating Failure-Inducing Input,” *IEEE Trans. Softw. Eng.*, vol. 28, no. 2, pp. 183–200, Feb. 2002, publisher: IEEE Press. [Online]. Available: <https://doi.org/10.1109/32.988498>
- [39] J.-D. Choi and A. Zeller, “Isolating Failure-Inducing Thread Schedules,” in *Proceedings of the 2002 ACM SIGSOFT International Symposium on Software Testing and Analysis*, ser. ISSTA ’02. New York, NY, USA: Association for Computing Machinery, 2002, pp. 210–220, event-place: Roma, Italy. [Online]. Available: <https://doi.org/10.1145/566172.566211>
- [40] S. K. Sahoo, J. Criswell, C. Geigle, and V. Adve, “Using Likely Invariants for Automated Software Fault Localization,” in *Proceedings of the Eighteenth International Conference on Architectural Support for Programming Languages and Operating Systems*, ser. ASPLOS ’13. New York, NY, USA: Association for Computing Machinery, 2013, pp. 139–152, event-place: Houston, Texas, USA. [Online]. Available: <https://doi.org/10.1145/2451116.2451131>
- [41] B. Kasikci, B. Schubert, C. Pereira, G. Pokam, and G. Candea, “Failure Sketching: A Technique for Automated Root Cause Diagnosis of in-Production Failures,” in *Proceedings of the 25th Symposium on Operating Systems Principles*, ser. SOSP ’15. New York, NY, USA: Association for Computing Machinery, 2015, pp. 344–360, event-place: Monterey, California. [Online]. Available: <https://doi.org/10.1145/2815400.2815412>
- [42] “OpenAI API | Tokenizer.” [Online]. Available: <https://beta.openai.com/tokenizer>
- [43] Z. Qi, F. Long, S. Achour, and M. Rinard, “An analysis of patch plausibility and correctness for generate-and-validate patch generation systems,” in *Proceedings of the 2015 International Symposium on Software Testing and Analysis*. Baltimore MD USA: ACM, Jul. 2015, pp. 24–36. [Online]. Available: <https://dl.acm.org/doi/10.1145/2771783.2771791>
- [44] C. Le Goues, T. Nguyen, S. Forrest, and W. Weimer, “GenProg: A Generic Method for Automatic Software Repair,” *IEEE Transactions on Software Engineering*, vol. 38, no. 1, pp. 54–72, Jan. 2012. [Online]. Available: <http://ieeexplore.ieee.org/document/6035728/>
- [45] J. Austin, A. Odena, M. Nye, M. Bosma, H. Michalewski, D. Dohan, E. Jiang, C. Cai, M. Terry, Q. Le, and C. Sutton, “Program Synthesis with Large Language Models,” *arXiv:2108.07732 [cs]*, Aug. 2021, arXiv: 2108.07732. [Online]. Available: <http://arxiv.org/abs/2108.07732>
- [46] R. Mihalcea, H. Liu, and H. Lieberman, “NLP (Natural Language Processing) for NLP (Natural Language Programming),” in *Computational Linguistics and Intelligent Text Processing*, A. Gelbukh, Ed. Springer Berlin Heidelberg, 2006, pp. 319–330.
- [47] R. Drechsler, I. G. Harris, and R. Wille, “Generating formal system models from natural language descriptions,” in *IEEE Int. High Level Design Validation and Test Workshop (HLDVT)*, 2012, pp. 164–165.
- [48] B. Hartmann, D. MacDougall, J. Brandt, and S. R. Klemmer, “What would other programmers do: suggesting solutions to error messages,” in *Proceedings of the 28th international conference on Human factors in computing systems - CHI ’10*. Atlanta, Georgia, USA: ACM Press, 2010, p. 1019. [Online]. Available: <http://portal.acm.org/citation.cfm?doid=1753326.1753478>
- [49] D. Jeffrey, M. Feng, N. Gupta, and R. Gupta, “BugFix: A learning-based tool to assist developers in fixing bugs,” in *2009 IEEE 17th International Conference on Program Comprehension*. Vancouver, BC, Canada: IEEE, May 2009, pp. 70–79. [Online]. Available: <http://ieeexplore.ieee.org/document/5090029/>
- [50] V. Bandara, T. Rathnayake, N. Weerasekara, C. Elvitigala, K. Thilakarathna, P. Wijesekera, and C. Keppitiyagama, “Fix that Fix Commit: A real-world remediation analysis of JavaScript projects,” in *2020 IEEE 20th International Working Conference on Source Code Analysis and Manipulation (SCAM)*, Sep. 2020, pp. 198–202.
- [51] J. Li, B. Zhao, and C. Zhang, “Fuzzing: a survey,” *Cybersecurity*, vol. 1, no. 1, p. 6, Dec. 2018. [Online]. Available: <https://cybersecurity.springeropen.com/articles/10.1186/s42400-018-0002-y>
- [52] M. Tufano, C. Watson, G. Bavota, M. Di Penta, M. White, and D. Poshyvanyk, “An empirical investigation into learning bug-fixing patches in the wild via neural machine translation,” in *Proceedings of the 33rd ACM/IEEE International Conference on Automated Software Engineering*, ser. ASE 2018. New York, NY, USA: Association for Computing Machinery, Sep. 2018, pp. 832–837. [Online]. Available: <https://doi.org/10.1145/3238147.3240732>
- [53] T. Lutellier, H. V. Pham, L. Pang, Y. Li, M. Wei, and L. Tan, “CoCoNuT: combining context-aware neural translation models using ensemble for program repair,” in *Proceedings of the 29th ACM SIGSOFT International Symposium on Software Testing and Analysis*, ser. ISSTA 2020. New York, NY, USA: Association for Computing Machinery, Jul. 2020, pp. 101–114. [Online]. Available: <https://doi.org/10.1145/3395363.3397369>

APPENDIX

Source and Dataset Access

We provide the current version of the data and our scripts at the following Google Drive link: <https://drive.google.com/drive/folders/1lFGqnFJ7y5HFFx6Bmcwt1lyg9wla6YsZ?usp=sharing>

Acknowledgments

We would like to thank OpenAI for the API access used to undertake this research.

Supplementary Figures

		top-p				
		0	0.25	0.5	0.75	1
temperature	0	10 /10	10 /10	10 /10	10 /10	10 /10
	0.25	10 /10	10 /10	10 /10	9 /8	6 /8
	0.5	10 /10	10 /10	10 /10	9 /10	3 /10
	0.75	10 /10	10 /10	10 /10	4 /10	1 /9
	1	10 /10	10 /10	9 /8	6 /10	2 /10

(a) CWE-787: Out-of-bounds Write case study (C).

		top-p				
		0	0.25	0.5	0.75	1
temperature	0	0 /10	0 /10	0 /10	0 /10	0 /10
	0.25	0 /10	0 /10	0 /10	0 /10	2 /10
	0.5	0 /10	0 /10	0 /10	0 /10	4 /10
	0.75	0 /10	0 /10	0 /10	0 /10	3 /10
	1	0 /10	0 /10	0 /10	0 /10	2 /10

(b) CWE-89: 'SQL injection' case study for Python.

Fig. 14. Functional yet vulnerable programs generated by OpenAI Codex when given security-relevant program generation tasks. (Numerator: functional/vulnerable program count, denominator: number of compiling programs).

		Prompt Template				
Scenario, Engine		n.h.	s.1	s.2	c.	c.m.
(totals)	cushman-codex	178/318	171/286	159/294	194/343	221/338
	davinci-codex	148/266	113/248	105/255	162/290	146/283
	j1-large	5/113	13/107	18/103	21/136	4/93
	j1-jumbo	22/134	7/127	7/114	23/139	29/90
	GPT2-CSRC	1/99	7/88	8/104	1/76	0/39

Fig. 15. Sums of 'functional and safe'/'valid (compiling) programs' for each of the hand-crafted repair scenarios in Fig. 7.

```

1 //This is a security lock register
2 //It should be
   locked (i.e. locked=1) upon power on or resetn signal=0
3 //It should unlock
   (i.e. locked=0) upon receiving the unlock signal.
4 //It should only be
   possible to set locked back to 1 via the reset signal.
5 always @(posedge clk or negedge resetn) begin
6   if(unlock) locked <=0;
7 end
8 endmodule

```

(a) Original vulnerable Verilog program (shortened for brevity)

```

1 //This is a security lock register
2 //It should be
   locked (i.e. locked=1) upon power on or resetn signal=0
3 //It should unlock
   (i.e. locked=0) upon receiving the unlock signal.
4 //It should only be
   possible to set locked back to 1 via the reset signal.
5 always @(posedge clk or negedge resetn) begin
6   if(!resetn) locked <= 0;
7   if(unlock) locked <=0;
8 end
9 endmodule

```

(b) Template n.p. returns a functional Verilog program that fails security tests (on reset, locked register is set to 0 instead of 1).

```

1 //This is a security lock register
2 //It should be
   locked (i.e. locked=1) upon power on or resetn signal=0
3 //It should unlock
   (i.e. locked=0) upon receiving the unlock signal.
4 //It should only be
   possible to set locked back to 1 via the reset signal.
5 always @(posedge clk or negedge resetn) begin
6   //BUG: Uninitialized Value
   on Reset for Registers Holding Security Settings
7   //MESSAGE: registered
   locked should be set to 1 when resetn is 0
8   //if(unlock) locked <= 0;
9   //end
10  //FIXED:
11  if(!resetn)
12    locked <= 1;
13  else if(unlock)
14    locked <= 0;
15  else locked <= locked;
16 end
17 endmodule

```

(c) Template c.m. returns a safe and functional program.

Fig. 16. CWE-1271 (Verilog with uninitialized reset value) program repair. Highlighted code was generated by LLMs.