

Rotating and vibrating symmetric top molecule RaOCH_3 in the fundamental \mathcal{P} , \mathcal{T} -violation searches

Anna Zakharova^{1,2,*}

¹*St. Petersburg State University, St. Petersburg, 7/9 Universitetskaya nab., 199034, Russia*

²*Petersburg Nuclear Physics Institute named by B.P. Konstantinov of National Research Centre "Kurchatov Institute", Gatchina, 1, mkr. Orlova roshcha, 188300, Russia*

(Dated: Received: date / Revised version: date)

We study the influence of the rotations and vibrations of the symmetric top RaOCH_3 molecule on its effectiveness as a probe for the \mathcal{P} and \mathcal{T} -violating effects, such as the electron electric dipole moment (eEDM) and the scalar-pseudoscalar electron-nucleon interaction (Ne-SPS). The corresponding enhancement parameters E_{eff} and E_s are computed for the ground and first excited rovibrational states with different values of the angular momentum component K . For the lowest K -doublet with $v_{\perp} = 0$ and $K = 1$ the values are $E_{\text{eff}} = 47.647 \text{ GV/cm}$ and $E_s = 62.109 \text{ kHz}$. The results show larger deviation from the equilibrium values than in triatomic molecules.

I. INTRODUCTION

The powerful strategy of searching the New physics is the study of the violation of fundamental discrete symmetries, namely the spatial reflection (\mathcal{P}), the time reversal (\mathcal{T}), and the charge conjugation (\mathcal{C}) [1]. While such violations are present in the Standard model [2, 3] thanks to the complex phases in the Cabibbo-Kobayashi-Maskawa (CKM) [4, 5] and Pontecorvo-Maki-Nakagawa-Sakata (PMNS) [6, 7] mixing matrices, some of the corresponding effects, such as the electron electric dipole moment (eEDM), are considerably suppressed [8–11]. This makes a suitable background for possible manifestations of the physics Beyond the Standard model.

An attractive feature of the particle EDM searches is that they can be performed in experiments with the polar molecules [12, 13]. The same experiments allow us to put limit on the \mathcal{P} , \mathcal{T} -odd scalar-pseudoscalar nucleon-electron interaction [9, 14, 15]. Recently it was shown that such interaction can be induced by the nucleon EDM and \mathcal{P} , \mathcal{T} violating hadronic interactions [16, 17]. The measurement of the oscillations in time of this interaction may be used for searches of the axion Dark matter [18, 19]. The sensitivities of the molecular spectra to the effects of the fundamental symmetries violation can not be measured directly and must be obtained from the ab-initio molecular computations [20–22]. Other \mathcal{P} , \mathcal{T} -odd effects can be studied this way, such as the electron-electron interaction mediated by the axionlike particle [23–26], and the magnetic quadrupole moment [27, 28].

The current limits on the eEDM and Ne-SPS were obtained with the diatomic molecules ThO [29–35] and HfF^+ [36, 37]. The experiment is based on the existence of the closely spaced opposite parity doublets in the spectrum of these molecules. Let us elucidate shortly the nature of the states of interest.

For a given absolute value of the projection of the electronic angular momentum on the molecular axis Ω there exists two states $|+\Omega\rangle$ and $|-\Omega\rangle$. Naively one may expect that these states correspond to two degenerate energy levels, however the interaction with the molecular rotation results in their split known as Ω -doubling. For the \mathcal{P} , \mathcal{T} -symmetric Hamiltonian the stationary states must have definite parity. Because both \mathcal{P} and \mathcal{T} change the sign of Ω the stationary states should be,

$$|\pm\rangle = \frac{1}{\sqrt{2}}(|+\Omega\rangle \pm |-\Omega\rangle), \quad (1)$$

The external electric field \mathcal{E} (usually assumed to be directed along the laboratory z axis) breaks \mathcal{P} symmetry and the effective Hamiltonian, restricted to the doublet, can be written as,

$$\hat{H}_E = \begin{pmatrix} \frac{\Delta E}{2} & d_z \mathcal{E} \\ d_z \mathcal{E} & -\frac{\Delta E}{2} \end{pmatrix}, \quad (2)$$

where $d_z = \langle \Omega | \hat{d}_z | \Omega \rangle$ is the electric dipole moment. The eigenstates then become the superpositions of the initial $|\pm\rangle$ states and their eigenvalues experience are shifted which constitutes the well-known Stark effect. If the strength of the electric field is sufficiently high $\mathcal{E} \geq \frac{\Delta E}{d_z}$ the molecule polarization reaches maximum. Then the molecular spectrum becomes sensitive to the presence of the \mathcal{P} , \mathcal{T} -odd interactions. It is manifested in the energy difference of the levels with opposite values of the total angular momentum projection on the laboratory axis z which we will denote as M ,

$$E_{+M} - E_{-M} \simeq P(2E_{\text{eff}}d_e + 2E_s k_s), \quad (3)$$

where d_e is the value of eEDM and k_s is a coupling constant for Ne-SPS. Coefficient P reflects the degree of polarization that may not reach 100%, e.g. for the most of the levels in the YbOH molecule the efficiency is less than 50% [38]. If one knows the enhancement parameters E_{eff} and E_s then one can extract the values d_e and k_s from this energy splitting.

* zakharova.annet@gmail.com

The same principle can be applied to other closely spaced parity doublets. The triatomic molecules with linear equilibrium configurations allow the transverse molecular vibrations in two perpendicular planes characterized by two vibrational quantum numbers v_x and v_y . The superposition of the two vibrations can be also considered as a rotation of the bent molecule around its axis. Thus, we can describe the bending modes of such molecules with the vibrational quantum number $v_{\perp} = v_x + v_y$ and the rovibrational angular momentum $l_v = -v_{\perp}, -v_{\perp} + 2, \dots, v_{\perp}$. As in case of the Ω doublets, the states with opposite values of l_v form the opposite parity doublet, and the Coriolis interactions cause their splitting known as l -doubling. The magnitude of the l -doubling is typically much less than the values of the Ω -doubling, therefore such molecules require much smaller external fields for the full polarization [39].

This makes the triatomic molecules with the heavy atoms, such as RaOH and YbOH, a promising platform for the \mathcal{P} , \mathcal{T} -odd interaction searches. Another advantage of the triatomic molecules is the possibility of the laser cooling of the same species that possess the parity doublets [40]. This was experimentally demonstrated for monohydroxide molecules [41–43]. Radium containing molecules also experience an enhancement of the \mathcal{P} , \mathcal{T} -odd effects associated with the large octupole deformation of the nuclei [44, 45].

More complex polyatomic molecules possess a richer rovibrational spectrum and allow new types of the opposite parity doublets. For example, the molecules of the symmetric top type such as RaOCH₃ and YbOCH₃ may possess a nonzero value of the total angular momentum projection on the molecular axis K even in the electronic ground states and without transverse vibrations. These molecules also admit laser-cooling [46–49]. The corresponding parity doublets, known as K -doublets, have even smaller splittings than the l -doublets and, thus, require even smaller external fields for the full polarization. The possibility to search for the Schiff moment on the $^{225}\text{RaOCH}_3^+$ ion was studied in [50]. The values of E_{eff} for a number of the MOCH₃ molecules (including RaOCH₃) were obtained for the fixed equilibrium configuration in [51].

The values of the enhancement parameters E_{eff} and E_s are usually computed for the fixed equilibrium configuration. However, even in the ground state there is a quantum uncertainty in displacements of the atoms from the equilibrium. This is aggravated in the rotational and excited vibrational states that are planned to be used in the measurements. The question of the influence of the quantum vibrations on the sensitivity of the molecule was studied for the triatomic molecules in [52–55]. It has not been addressed yet for the symmetric top type molecules.

The aim of the present work is to determine the sensitivities of the RaOCH₃, the molecule of the symmetric top type, to the presence of the eEDM and Ne-SPS interaction taking into account the effects of the molecular rotation and vibration.

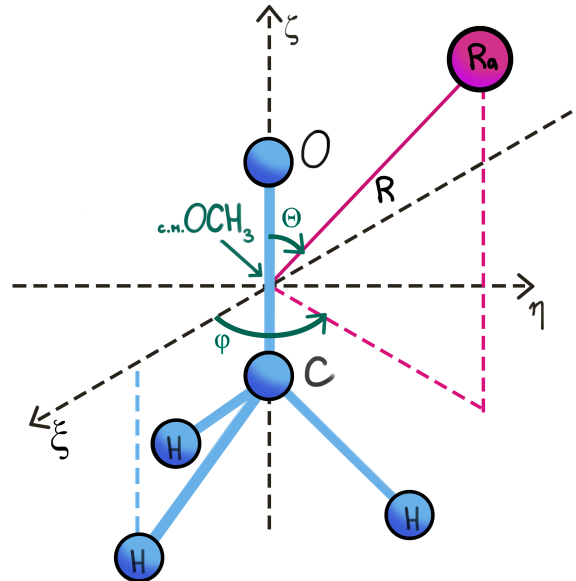


FIG. 1. The RaOCH₃ molecule

II. BORN-OPPENHEIMER APPROXIMATION

Because the vibrational frequencies of the OCH₃ are much higher than Ra – OCH₃ bond stretching and bending frequencies, we will neglect the deformations of the ligand. We used the geometry of the ligand similar to the one obtained in [50]. The dimensions are given in the Table I.

TABLE I. The ligand geometry

$r(O - C)$	2.600 a.u.
$r(C - H)$	2.053 a.u.
$\angle(O - C - H)$	110.73°

We will employ the usual Born-Oppenheimer approximation, separating the total molecular wavefunction into a product of the electronic part and the part describing the motion of nuclei (which we will further call a nuclear wavefunction),

$$\Psi_{\text{total}} \simeq \Psi_{\text{nuc}}(R, \hat{R}, \hat{r}, \gamma) \psi_{\text{elec}}(\{\vec{r}_i\} | R, \theta, \varphi), \quad (4)$$

where R , θ and φ determine the geometry as shown on Fig. 1, \hat{R} and \hat{r} are the unit vectors in direction of the Ra – ligand c.m. axis and ligand ζ axis (directed from C to O atom) correspondingly. The angle γ determines the orientation of the CH₃ radical around ζ axis. ψ_{elec} is computed for the fixed molecular geometry (R, θ, φ) .

The interaction of the electronic shell with the eEDM and the nuclei through the Ne-SPS can be described by

\mathcal{P} , \mathcal{T} -odd effective Hamiltonian

$$\hat{H}_{\mathcal{PT}} = \hat{H}_d + \hat{H}_s^{(p)} + \hat{H}_s^{(n)}, \quad (5)$$

$$\hat{H}_d = 2d_e \sum_i \begin{pmatrix} 0 & 0 \\ 0 & \sigma_i \mathbf{E}_i \end{pmatrix}, \quad (6)$$

$$\hat{H}_s^{(p)} = ik_s^{(p)} \frac{G_F}{\sqrt{2}} \sum_{j=1}^{N_{elec}} \sum_{I=1}^{N_{nuc}} Z_I \rho_I(\vec{r}_j) \gamma^0 \gamma^5 \quad (7)$$

$$\hat{H}_s^{(n)} = ik_s^{(n)} \frac{G_F}{\sqrt{2}} \sum_{j=1}^{N_{elec}} \sum_{I=1}^{N_{nuc}} N_I n_I(\vec{r}_j) \gamma^0 \gamma^5 \quad (8)$$

where superscripts (p) and (n) denote the proton and neutron contributions correspondingly, G_F is Fermi constant, Z_I is the proton number, N_I is the neutron number, and ρ_I is the charge density of the I -th nucleus normalized to unity, n_I is the neutron density normalized to unity, \mathbf{E}_i is the inner molecular electric field acting on i th electron, σ are the Pauli matrices. As the open shell wavefunction (that determines the SCF value of the \mathcal{P} , \mathcal{T} -odd parameters) is concentrated near the Radium nucleus with the largest Z_I and N_I numbers, we will assume that the contribution from the other nuclei to $\hat{H}_s^{(p)}$ and $\hat{H}_s^{(n)}$ is small. We will also take the neutron density to be equal to the proton density, $n_{Ra} \simeq \rho_{Ra}$. In this approximation the proton and neutron contributions combine into,

$$\hat{H}_s^{(p)} + \hat{H}_s^{(n)} \simeq \hat{H}_s = ik_s \frac{G_F}{\sqrt{2}} \sum_{j=1}^{N_{elec}} \rho_{Ra}(\vec{r}_j) Z_{Ra} \gamma^0 \gamma^5, \quad (9)$$

where we introduced k_s ,

$$k_s = k_s^{(p)} + \frac{N_{Ra}}{Z_{Ra}} k_s^{(n)}. \quad (10)$$

We use these definitions to be in accordance with the preceding computations in [54–57], though one may expect the isoscalar $\sim Z_I + N_I$ and isotriplet $\sim Z_I - N_I$ components in Ne-SPS to be more natural. In principle the measurements with the different elements or, for high precision, even different isotopes of the same heavy element [58] may allow to determine the nature of the interaction.

The sensitivity of the electronic shell in the given molecular configuration to these \mathcal{P} , \mathcal{T} -odd effects can be described by the parameters,

$$E_{\text{eff}}(R, \theta, \varphi) = \frac{\langle \psi_{elec}(R, \theta, \varphi) | \hat{H}_d | \psi_{elec}(R, \theta, \varphi) \rangle}{d_e \text{sign}(\Omega)}, \quad (11)$$

$$E_s(R, \theta, \varphi) = \frac{\langle \psi_{elec}(R, \theta, \varphi) | \hat{H}_s | \psi_{elec}(R, \theta, \varphi) \rangle}{k_s \text{sign}(\Omega)}. \quad (12)$$

These parameters should be averaged over the rovibra-

tional nuclear wavefunction (4):

$$E_{\text{eff}} = \int dR d\hat{R} d\hat{r} d\gamma |\Psi_{nuc}(R, \hat{R}, \hat{r}, \gamma)|^2 E_{\text{eff}}(R, \theta, \varphi), \quad (13)$$

$$E_s = \int dR d\hat{R} d\hat{r} d\gamma |\Psi_{nuc}(R, \hat{R}, \hat{r}, \gamma)|^2 E_s(R, \theta, \varphi), \quad (14)$$

III. ELECTRONIC COMPUTATIONS

To calculate the molecular orbitals by the Dirac-Hartree-Fock self-consistent field (SCF) method, as well as the potential surface with help of the coupled cluster method with single and double excitations (CCSD), we used a software package DIRAC 19. For the atoms composing the ligand i.e. O, C and H, we used the cc-pVTZ basis. To cut the costs of computations with heavy Radium atom we employed a 10-valence electron basis with a generalized relativistic effective core potential (GRECP) with spin-orbit interaction blocks [59–61], developed by the Quantum Chemistry Laboratory of the PNPI [62]. This basis was used by us earlier in the computation of the E_{eff} and E_s parameters for the RaOH molecule [54].

To compute the matrix elements of the \mathcal{P} , \mathcal{T} -odd parameters on the molecular orbitals we used the MOLGEP program, that corrects the behavior of the spinors obtained using GRECP in the core region with help of the method of one-center restoration based on equivalent bases [21, 63, 64].

To obtain the values of the E_{eff} and E_s parameters on the CCSD level we applied the finite field method. In this approach the Hamiltonian is perturbed by the property \hat{W} multiplied on a small parameter ϵ ,

$$\hat{H}(\epsilon) \equiv \hat{H} + \epsilon \hat{W} \quad (15)$$

Then the energy of the stationary state $|\psi\rangle$ is shifted by the expectation value of the property, multiplied on the ϵ ,

$$E(\epsilon) = E + \epsilon \langle \psi | \hat{W} | \psi \rangle + O(\epsilon^2) \quad (16)$$

This allows us to obtain the expectation values of the properties from the CCSD energies, computed for the different perturbation parameters,

$$\langle \psi | \hat{W} | \psi \rangle \simeq \frac{E(+\epsilon) - E(-\epsilon)}{2\epsilon} \quad (17)$$

This technique could not be used straightforwardly within the DIRAC software because it allows only Kramers-restricted SCF computation with \mathcal{T} -even Hamiltonians and due to our use of the spinor-restoration procedure for the property matrix elements computations. However DIRAC does not rely on \mathcal{T} -symmetry in the CCSD computations. To circumvent its restrictions,

we developed the program that modify the one-electron integrals with the matrix elements of the \mathcal{P} , \mathcal{T} -odd properties. The CCSD computations were then performed in DIRAC using the modified integrals. Previously this technique was successfully tested in our YbOH computations [55].

IV. ROVIBRATIONAL WAVEFUNCTIONS

The nuclear wavefunction can be obtained as an eigenstate of the nuclear Hamiltonian,

$$\hat{H}_{\text{nuc}}\Psi_{\text{nuc}} = E\Psi_{\text{nuc}} \quad (18)$$

In the present paper we restrict ourselves to the harmonic approximation in deviations from the equilibrium configuration. We will address the impact of the anharmonicities and non-adiabatic effects on the \mathcal{P} , \mathcal{T} -odd parameters for the symmetric top type molecules in the future work.

We will denote the body-fixed frame of reference axes as X , Y and Z . The equilibrium configuration of the RaOCH_3 molecule corresponds to $\theta = 0$ and $R = R_0$.

For the equilibrium configuration it is convenient to define the body-fixed frame of reference so that X , Y and Z coincide with the ligand principal axes ξ , χ and ζ correspondingly. Then they are also the principal axes of the whole molecule and the moment of inertia tensor is diagonalized,

$$I_{\text{tot}}^{(eq)} = \begin{pmatrix} \mu R_0^2 + I_\xi & 0 & 0 \\ 0 & \mu R_0^2 + I_\xi & 0 \\ 0 & 0 & I_\zeta \end{pmatrix} \quad (19)$$

For the non-equilibrium configuration we define the body-fixed frame of reference so, that the atom displacement would not contribute to the overall translations and rotations. For this the displacements $\vec{\delta}_k = \vec{r}_k - \vec{r}_{k,eq}$, where \vec{r}_k is the coordinate of the k -th atom in the body-fixed frame of reference, should satisfy the Eckart conditions,

$$\sum_k m_k \vec{\delta}_k = 0, \quad \sum_k m_k \vec{r}_{eq} \times \vec{\delta}_k = 0 \quad (20)$$

As we keep the ligand to be rigid, the configuration of the molecule is determined by the coordinate of the Radium atom \vec{r}_{Ra} , the coordinate of the center of mass of the ligand \vec{r}_{OCH3} , and the Euler angles α, β, γ describing the orientation of the ligand. Namely, the ligand, which is at first oriented so that its axes ξ, χ and ζ coincide with the axes X, Y and Z , is rotated by γ around Z axis, then by β around Y axis, and finally by α around Z axis. The first Eckart condition then takes the form,

$$m_{Ra}\vec{\delta}_{Ra} + m_{OCH3}\vec{\delta}_{OCH3} = 0, \quad (21)$$

Defining $\vec{R} = \vec{r}_{Ra} - \vec{r}_{OCH3}$ and $\vec{\delta R} = \vec{R} - \vec{R}_{eq}$ we get,

$$\vec{\delta}_{Ra} = \frac{\mu}{m_{Ra}}\vec{\delta R}, \quad \vec{\delta}_{OCH3} = -\frac{\mu}{m_{OCH3}}\vec{\delta R}, \quad (22)$$

where $\mu = \left(\frac{1}{m_{Ra}} + \frac{1}{m_{OCH3}}\right)^{-1}$ is the reduced mass of the Ra – ligand system.

The second Eckart condition implies,

$$I\vec{\omega} + \mu\vec{R}_{eq} \times \frac{d}{dt}\vec{\delta R} = 0, \quad (23)$$

where I is the ligand moment of inertia, and $\vec{\omega}$ is the angular velocity of the ligand in the body-fixed frame of reference.

We would like to apply this condition to the internal geometry variables R, θ, φ defined earlier and shown in Fig. 1, and the orientation of the ligand α, β, γ . Among these variables we can treat $\delta R = R - R_0, \theta$ and β as small parameters whereas the angles α, γ and φ that specify the direction of the perturbation can be large. Then we obtain from the second Eckart condition,

$$\alpha = \varphi, \quad \gamma = -\varphi, \quad \beta = -\frac{\mu R_0^2}{I_\xi + \mu R_0^2}\theta. \quad (24)$$

Because $\alpha + \gamma = 0$, the displacement of the hydrogen atoms in the OCH_3 ligand remains to be small despite possible large values of the rotation angles.

Let us introduce three normalized variables,

$$q_R = \sqrt{\mu}\delta R, \quad q_x = \sqrt{I}\theta \cos \varphi, \quad q_y = \sqrt{I}\theta \sin \varphi, \quad (25)$$

where

$$\mathcal{I} = \frac{\mu R_0^2 I_\xi}{\mu R_0^2 + I_\xi}. \quad (26)$$

Neglecting the centrifugal and Coriolis effects, the rovibrational Hamiltonian up to the second order in displacements takes the form,

$$\begin{aligned} \hat{H}_{\text{nuc}} \simeq & \frac{1}{2} \left(\hat{J} \cdot (I_{\text{tot}}^{(eq)})^{-1} \hat{J} \right) - \frac{1}{2} \sum_{k=R,x,y} \frac{\partial^2}{\partial q_k^2} \\ & + V_{eq} + \frac{1}{2} \sum_{i,j=R,x,y} \frac{\partial^2 V}{\partial q_i \partial q_j} \Bigg|_{q_k=0} q_i q_j, \end{aligned} \quad (27)$$

As we will see, the adiabatic potential $V(R, \theta, \varphi)$ only weakly changes with φ , and we can approximate it with the φ -averaged potential $\bar{V}(R, \theta)$. The symmetry of the molecule means that $\bar{V}(R, \theta) = \bar{V}(R, -\theta)$. All this means that at the harmonic approximation,

$$V(R, \theta, \varphi) \simeq V_{eq} + \frac{\omega_{\parallel}^2}{2} q_R^2 + \frac{\omega_{\perp}^2}{2} (q_x^2 + q_y^2), \quad (28)$$

$$\omega_{\parallel}^2 = \frac{\partial^2 \bar{V}}{\partial q_R^2} \Bigg|_{q_k=0}, \quad \omega_{\perp}^2 = \frac{\partial^2 \bar{V}}{\partial q_x^2} = \frac{\partial^2 \bar{V}}{\partial q_y^2} \Bigg|_{q_k=0}, \quad (29)$$

Therefore, we obtained the Hamiltonian that is a sum of a rigid rotor with a moment of inertia $I_{\text{tot}}^{(eq)}$ and three decoupled harmonic oscillators. We can associate the

vibrational quantum numbers v_R , v_x and v_y with q_R , q_x and q_y oscillators correspondingly. We will denote the total transverse vibrational quantum number as $v_\perp = v_x + v_y$.

The nuclear wavefunction then can be written as,

$$\Psi_{\text{nuc}} \simeq \Psi_{\text{nuc}}^{(0)} \equiv \psi_{JMK}(\alpha_m, \beta_m, \gamma_m) \cdot \phi_{v_R}(\omega_{\parallel}, q_R) \phi_{v_x}(\omega_\perp, q_x) \phi_{v_y}(\omega_\perp, q_y). \quad (30)$$

Here α_m , β_m and γ_m denote the Euler angles responsible for the body-fixed frame orientation with respect to the space-fixed frame. ψ_{JMK} is the wavefunction of the rigid symmetric top rotor with definite square of the angular momentum $J(J+1)$, its projection M on the space-fixed axis z , and projection K on the body-fixed axis Z ,

$$\hat{J}^2 \psi_{JMK} = J(J+1) \psi_{JMK}, \quad (31)$$

$$\hat{J}_z \psi_{JMK} = M \psi_{JMK}, \quad (32)$$

$$\hat{J}_Z \psi_{JMK} = K \psi_{JMK}, \quad (33)$$

The functions $\phi_v(\omega, q)$ can be found to be the stationary wavefunctions of the Harmonic oscillator,

$$\phi_v(\omega, q) = \frac{1}{\sqrt{2^v v!}} \left(\frac{\omega}{\Pi} \right)^{\frac{1}{4}} \exp\left(-\frac{\omega q^2}{2}\right) H_v(\sqrt{\omega} q), \quad (34)$$

Thus, the rough approximation for the averaged value of the property on a rovibrational state can be obtained with,

$$\langle E_{\text{eff},s} \rangle = \int d\alpha_m d\beta_m d\gamma_m dq_R dq_x dq_y |\Psi_{\text{nuc}}|^2 E_{\text{eff},s}(R, \theta, \varphi), \quad (35)$$

where $E_{\text{eff},s}$ denotes the values of parameters obtained for the fixed molecular geometry.

V. IMPACT OF THE φ -DEPENDENCE OF THE POTENTIAL

For the approximated nuclear wavefunction (30) only the φ -averaged value $\bar{E}_{\text{eff},s}$ contributes. To take into account the impact of the φ -dependence we use the first order perturbation theory. First we note that the equilibrium configuration of the RaOCH_3 molecule is symmetric under the transformations,

$$\varphi \mapsto -\varphi, \quad \varphi \mapsto \varphi + \frac{2\pi}{3}, \quad (36)$$

The same symmetry should be valid for the potential surface and \mathcal{P} , \mathcal{T} -odd parameters $E_{\text{eff},s}$. Therefore they can be decomposed into the Fourier series,

$$\begin{aligned} V(R, \theta, \varphi) &= \bar{V}(R, \theta) + \delta V^{(1)}(R, \theta) \cos 3\varphi \\ &\quad + \delta V^{(2)}(R, \theta) \cos 6\varphi + \dots, \quad (37) \\ E_{\text{eff},s}(R, \theta, \varphi) &= \bar{E}_{\text{eff},s}(R, \theta) + \delta E_{\text{eff},s}^{(1)}(R, \theta) \cos 3\varphi \\ &\quad + \delta E_{\text{eff},s}^{(2)}(R, \theta) \cos 6\varphi + \dots, \quad (38) \end{aligned}$$

For the purposes of our paper we truncated these series at $\cos 6\varphi$ terms. Then to obtain the coefficients we require the values at $\varphi = 0^\circ, 30^\circ, 60^\circ$.

Let us treat the $\delta V(R, \theta, \varphi) = V(R, \theta, \varphi) - \bar{V}(R, \theta)$ as a small perturbation neglecting its dependence on R (by setting $R = R_0$). The wavefunction then can be represented as,

$$\Psi_{\text{nuc}} = \Psi_{\text{nuc}}^{(0)} + \psi_{JMK}(\alpha_m, \beta_m, \gamma_m) \phi_{v_R}(\omega_{\parallel}, q_R) \Phi_1(q, \varphi), \quad (39)$$

where $q = \sqrt{q_x^2 + q_y^2}$ and Φ_1 is the perturbation of the transverse vibration wavefunction. We decompose it into the Fourier series,

$$\Phi_1(q, \varphi) = \Phi_1^{(1)}(q) \cos 3\varphi + \Phi_1^{(2)}(q) \cos 6\varphi + \dots \quad (40)$$

with the constant term dropping out by orthogonality with $\Phi_0(q) = \phi_0(\omega_\perp, q_x) \phi_0(\omega_\perp, q_y)$ in $\Psi_{\text{nuc}}^{(0)}$. The energy shift vanishes because Φ_0 does not depend on φ ,

$$\begin{aligned} \delta E &= \int_0^{2\pi} d\varphi \int_0^{+\infty} dq q \left[|\Phi_0(q)|^2 \delta V^{(1)} \cos 3\varphi \right. \\ &\quad \left. + |\Phi_0(q)|^2 \delta V^{(2)} \cos 6\varphi \right] = 0 \quad (41) \end{aligned}$$

The components relevant for our computation satisfy the equations,

$$\begin{aligned} \left[-\frac{1}{2q} \frac{\partial}{\partial q} \left(q \frac{\partial}{\partial q} \right) + \frac{9}{2q^2} + \frac{\omega_\perp^2}{2} q^2 - \omega_\perp \right] \Phi_1^{(1)}(q) \\ = -\delta V^{(1)} \left(R_0, \frac{q}{\sqrt{\mathcal{I}}} \right) \Phi_0(q), \quad (42) \end{aligned}$$

$$\begin{aligned} \left[-\frac{1}{2q} \frac{\partial}{\partial q} \left(q \frac{\partial}{\partial q} \right) + \frac{36}{2q^2} + \frac{\omega_\perp^2}{2} q^2 - \omega_\perp \right] \Phi_1^{(2)}(q) \\ = -\delta V^{(2)} \left(R_0, \frac{q}{\sqrt{\mathcal{I}}} \right) \Phi_0(q), \quad (43) \end{aligned}$$

Interpolating $\delta V^{(n)}$ by a polynomial we solve the first equation in terms of the integrals of the rational functions of the Bessel functions, whereas the second one in terms of the integrals of the rational functions of the Whittaker functions. The integrals then are computed numerically.

The integration of $\cos 3n\varphi$ products results in the following correction to the \mathcal{P} , \mathcal{T} -odd parameters due to the potential φ -dependence,

$$\begin{aligned} \delta_{(\varphi)} E_{\text{eff},s} &= 2\pi \int_{-\infty}^{+\infty} dq_R \int_0^{+\infty} dq q \phi_0(\omega_{\parallel}, q_R)^2 \\ &\quad \cdot \Phi_0(q) \left[\Phi_1^{(1)}(q) \delta E_{\text{eff},s}^{(1)} \left(\frac{q_R}{\sqrt{\mu}}, \frac{q}{\sqrt{\mathcal{I}}} \right) \right. \\ &\quad \left. + \Phi_1^{(2)}(q) \delta E_{\text{eff},s}^{(2)} \left(\frac{q_R}{\sqrt{\mu}}, \frac{q}{\sqrt{\mathcal{I}}} \right) \right] \quad (44) \end{aligned}$$

VI. THE CENTRIFUGAL AND CORIOLIS EFFECTS

When the centrifugal and Coriolis effects are taken into account the rovibrational kinetic energy for the RaOCH_3 molecule takes the form,

$$T = \frac{1}{2}(\vec{\Omega} \cdot I_{\text{tot}}\vec{\Omega}) + \Omega_z \zeta_{xy}^z (q_x \dot{q}_y - q_y \dot{q}_x) + \Omega_x \zeta_{yR}^x (q_y \dot{q}_R - q_R \dot{q}_y) + \Omega_y \zeta_{Rx}^y (q_R \dot{q}_x - q_x \dot{q}_R) + \frac{\dot{q}_R^2}{2} + \frac{\dot{q}_x^2 + \dot{q}_y^2}{2} \quad (45)$$

where $\vec{\Omega}$ is the angular velocity of the body-fixed frame with respect to the space-fixed frame. The Coriolis coefficients are,

$$\zeta_{xy}^z = -\zeta_{yx}^z = \frac{I_\xi}{\mu R_0^2 + I_\xi}, \quad (46)$$

$$\zeta_{yR}^x = -\zeta_{Ry}^x = \sqrt{\frac{I_\xi}{\mu R_0^2 + I_\xi}}, \quad (47)$$

$$\zeta_{Rx}^y = -\zeta_{xR}^y = \sqrt{\frac{I_\xi}{\mu R_0^2 + I_\xi}} \quad (48)$$

The rovibrational Hamiltonian then takes the form [65],

$$\hat{H} = \frac{1}{2}(\hat{J} - \hat{\pi}) \cdot \mathcal{M}(\hat{J} - \hat{\pi}) - \frac{1}{8}\text{Tr} \mathcal{M} - \frac{1}{2} \sum_{k=R,x,y} \frac{\partial^2}{\partial q_k^2} + V(R, \theta, \varphi) \quad (49)$$

where $\hat{\pi}$ is the vibrational angular momentum,

$$\hat{\pi}_x = \zeta_{yR}^x \left(-iq_y \frac{\partial}{\partial q_R} + iq_R \frac{\partial}{\partial q_y} \right), \quad (50)$$

$$\hat{\pi}_y = \zeta_{Rx}^y \left(-iq_R \frac{\partial}{\partial q_x} + iq_x \frac{\partial}{\partial q_R} \right), \quad (51)$$

$$\hat{\pi}_z = \zeta_{xy}^z \left(-iq_x \frac{\partial}{\partial q_y} + iq_y \frac{\partial}{\partial q_x} \right), \quad (52)$$

and,

$$\mathcal{M}^{-1} = I_{\text{tot}} + \mathcal{C}, \quad [\mathcal{C}]_{\alpha\beta} = - \sum_{i,j,k=R,x,y} \zeta_{ik}^\alpha \zeta_{jk}^\beta q_i q_j \quad (53)$$

The total moment of inertia may be decomposed into the series in the vibrational degrees of freedom,

$$I_{\text{tot}} \simeq I_{\text{tot}}^{(eq)} + I_{\text{tot}}^{(1)} + I_{\text{tot}}^{(2)} \quad (54)$$

where $I_{\text{tot}}^{(1)}$ is linear in q_k and $I_{\text{tot}}^{(2)}$ is quadratic in q_k . The

tensor \mathcal{M} then can be represented as,

$$\mathcal{M} \simeq \left(I_{\text{tot}}^{(eq)} \right)^{-1} - \left(I_{\text{tot}}^{(eq)} \right)^{-1} I_{\text{tot}}^{(1)} \left(I_{\text{tot}}^{(eq)} \right)^{-1} + \left(- \left(I_{\text{tot}}^{(eq)} \right)^{-1} \left(I_{\text{tot}}^{(2)} + \mathcal{C} \right) \left(I_{\text{tot}}^{(eq)} \right)^{-1} + \left(I_{\text{tot}}^{(eq)} \right)^{-1} I_{\text{tot}}^{(1)} \left(I_{\text{tot}}^{(eq)} \right)^{-1} I_{\text{tot}}^{(1)} \left(I_{\text{tot}}^{(eq)} \right)^{-1} \right) \quad (55)$$

Because $\left[I_{\text{tot}}^{(eq)} \right]_{XX} = \left[I_{\text{tot}}^{(eq)} \right]_{YY} \gg \left[I_{\text{tot}}^{(eq)} \right]_{ZZ} = I_\zeta$ we are primarily interested in the contribution to $\left[\mathcal{M} \right]_{ZZ}$. Neglecting the contributions from other components also allow us to preserve the factorization of Ψ_{nuc} into the product of the rotational and vibrational wavefunctions because then only \hat{J}_Z component couples to the vibrational degrees of freedom. We can replace \hat{J}_Z with its eigenvalue K . The neglected components of \mathcal{M} give the centrifugal distortions due to the rotations of the molecule around axes X and Y , and couplings between the transverse vibrations q_x , q_y , and the longitudinal mode q_R .

Then we obtain the following contribution from the first two terms in (49) to the vibration Hamiltonian,

$$\delta_{\text{rot}} \hat{H} = \omega_\perp \Delta(\omega_\perp) (q_x^2 + q_y^2), \quad (56)$$

where K -dependent correction to the ω_\perp depends on the eigenvalue of l_v ,

$$\omega_\perp \Delta(\omega_\perp) = - \frac{4\tilde{K}^2 - 1}{8I_\zeta^2} \frac{(I_\xi - I_\zeta)\mu R_0^2 + I_\xi^2}{I_\xi(\mu R_0^2 + I_\xi)} + \frac{(\zeta_{xy}^z)^2}{I_\zeta^2}, \quad \tilde{K} = K - \zeta_{xy}^z l_v. \quad (57)$$

This represents the centrifugal effect - the larger is K , the smaller becomes the effective value of ω_\perp and, thus, the wider becomes the ground state.

The second term introduces the mixing between q_x and q_y modes due to the Coriolis force. However the operator $\hat{\pi}_z = \zeta_{xy}^z \hat{l}_v$, where $\hat{l}_v = -i \frac{\partial}{\partial \varphi}$. It commutes with the harmonic Hamiltonian for q_x and q_y . Thus, these two operators have a common basis with eigenvalues of $l_v = -v_\perp, -v_\perp + 2, \dots, v_\perp$. The ground state $v_x = v_y = 0$ with the wavefunction $\Phi_0(q)$ happens to be also an eigenfunction of $\hat{\pi}_z$ with a zero eigenvalue because it does not depend on φ . Thus, for the vibrational ground state the effect of the Coriolis mixing vanishes.

VII. THE EXCITED VIBRATIONAL STATES

The similar analysis can be performed for the states with excited transverse modes $v_\perp > 0$. Because of the Coriolis term the eigenstate should be an eigenfunction of \hat{l}_v . Because of the importance of the anharmonicities

for the higher excited vibrational states we will restrict ourselves to $v = 1$. The wavefunctions with $l_v = \pm 1$ then take the form,

$$\begin{aligned}\Phi_{0,v_{\perp}=1,l_v=1}(q,\varphi) &= \sqrt{\omega_{\perp}}\pi q e^{i\varphi} \exp\left(-\frac{\omega_{\perp}q^2}{2}\right), \\ \Phi_{0,v_{\perp}=1,l_v=-1}(q,\varphi) &= \sqrt{\omega_{\perp}}\pi q e^{i\varphi} \exp\left(-\frac{\omega_{\perp}q^2}{2}\right).\end{aligned}\quad (58)$$

Just like with the ground state we can take into account the centrifugal effects using the correction (57) for the ω_{\perp}^2 .

The wavefunctions $\Phi_{0,v_{\perp}=1,l_v=\pm 1}$ contain only terms with $\cos\varphi$ and $\sin\varphi$. The product $\delta V(R,\theta,\varphi)\Phi_{0,v_{\perp}=1,l_v=\pm 1}$ no terms with $\cos 3\varphi$ and $\cos 6\varphi$ appear. Therefore, in the first-order perturbation theory no such term will appear in the correction to the wavefunction. Therefore no correction to the \mathcal{P}, \mathcal{T} -odd parameters appear due to the φ -dependence of the potential.

One may note that within the first-order perturbation theory in $\delta V(R,\theta,\varphi)$ the correction containing $\cos 3\varphi$ or $\cos 6\varphi$ may only appear when the $l_v = 3N$, where N is some integer number. In this case sort of a resonance happens between the φ -dependence of the wavefunction and of the \mathcal{P}, \mathcal{T} -odd parameter. The state sensitivity to the \mathcal{P}, \mathcal{T} -odd effects may be somewhat enhanced or decreased thanks to their φ -dependence. However for the lowest of such states $v_{\perp} = 3, l_v = 3$ we estimated that the correction to E_{eff} would be about $\sim \frac{\delta E_{\text{eff}}^{(1)}(R_0, \theta_m) \delta V^{(1)}(R_0, \theta_m)}{\omega_{\perp}} \sim 10^{-3} \frac{\text{GV}}{\text{cm}}$, where θ_m is the maximum of the wavefunction $\Phi_{0,v_{\perp}=3,l_v=3}$. Hence, we will not study this effect in more detail in the present paper.

VIII. RESULTS AND DISCUSSION

The computed potential surface has a minimum near $R = 5.7 \text{ a.u.}$ and $\theta = 0$. The dependence on the angle φ depicted on the Fig. 2 becomes noticeable at large θ . The difference between the energies for $\varphi = 0^\circ$ and $\varphi = 60^\circ$ for $\theta = 30^\circ$ reaches 59.2 cm^{-1} which constitutes 3.6% of the absolute value of $V - V_{\text{eq}}$. Not surprisingly it becomes stronger for smaller R reaching 76.6 cm^{-1} (11% of the absolute value of $V - V_{\text{eq}}$) for $R = 5.5 \text{ a.u.}$. Nevertheless, the dependence on R becomes significant only for $\theta \sim 30^\circ$, and our approximation for the $V(R,\theta,\varphi) - \bar{V}(R,\theta)$ not depending on R is justified. The term $\delta V^{(2)}$ contributes at most 10^{-6} cm^{-1} to the potential and can be neglected.

The harmonic approximation for the φ -averaged potential surface gives,

$$\omega_{\parallel} = 345.17 \text{ cm}^{-1}, \quad \omega_{\perp} = 151.32 \text{ cm}^{-1} \quad (59)$$

This may be compared with $\omega_{\text{Ra-O stretch}} = 390.78 \text{ cm}^{-1}$ and $\omega_{\text{Ra-O-C bend}} = 164.96/168.68 \text{ cm}^{-1}$ in [50] for $^{225}\text{RaOCH}_3^+$ ion.

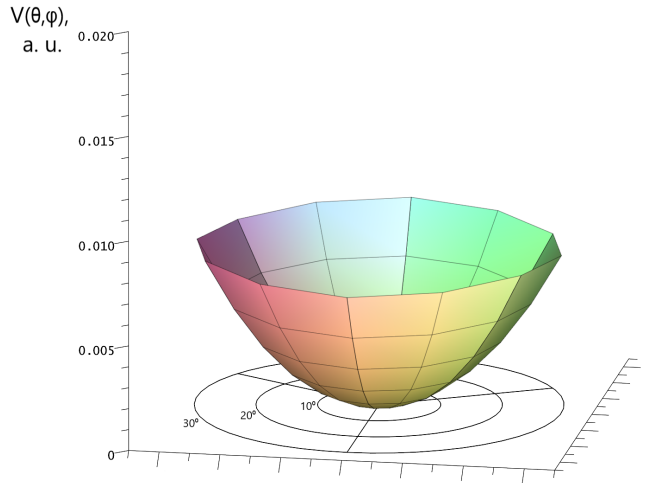


FIG. 2. The angular dependence of the adiabatic potential at the equilibrium value $R = 5.7 \text{ a.u.}$ The azimuthal angle is φ , the radial coordinate is θ . The sector-dividing lines correspond to the directions to the hydrogen atoms.

The dependence of the \mathcal{P}, \mathcal{T} -odd parameters on the angles θ and φ is shown on the Fig. 3 and Fig. 4. The dependence on φ is somewhat smaller for E_{eff} in comparison with E_s . At $R = 5.7 \text{ a.u.}$ and $\theta = 30^\circ$ the difference between the values for $\varphi = 0^\circ$ and $\varphi = 60^\circ$ constitutes about 1% for E_{eff} and 3% for E_s . For smaller R the amplitude of the oscillations in φ do not grow, instead they become more frequent as seen on the Fig. 5 and on the Fig. 6.

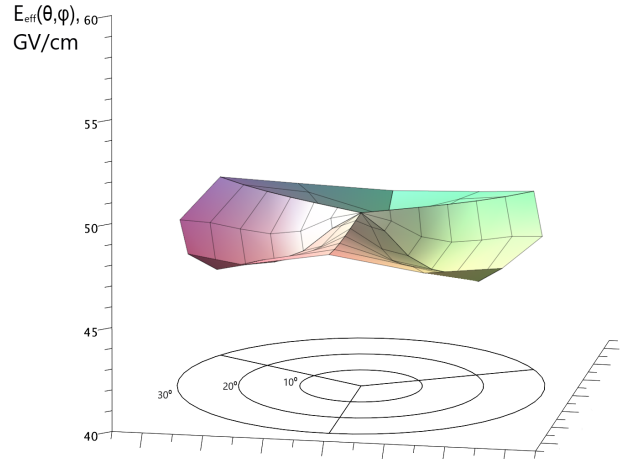


FIG. 3. The angular dependence of the E_{eff} at $R = 5.7 \text{ a.u.}$

We present the results for \mathcal{P}, \mathcal{T} -odd parameters both for the equilibrium configuration and for the rovibrational states in the Table II. For the lowest K -doublet with $v_{\perp} = 0$ and $K = 1$ the values are $E_{\text{eff}} = 47.647 \text{ GV/cm}$ and $E_s = 62.109 \text{ kHz}$. The results are

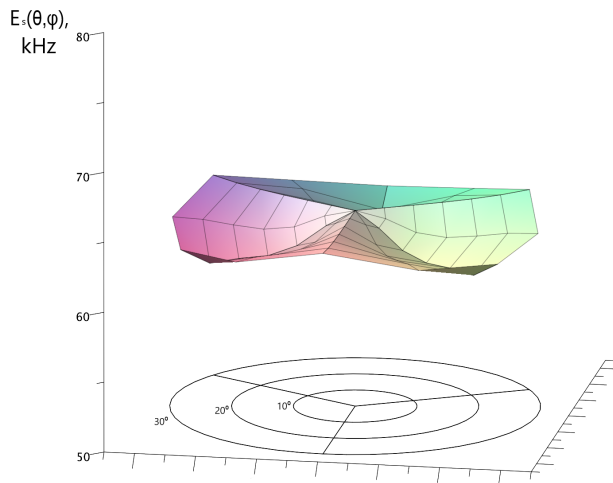


FIG. 4. The angular dependence of the E_s at $R = 5.7$ a.u.

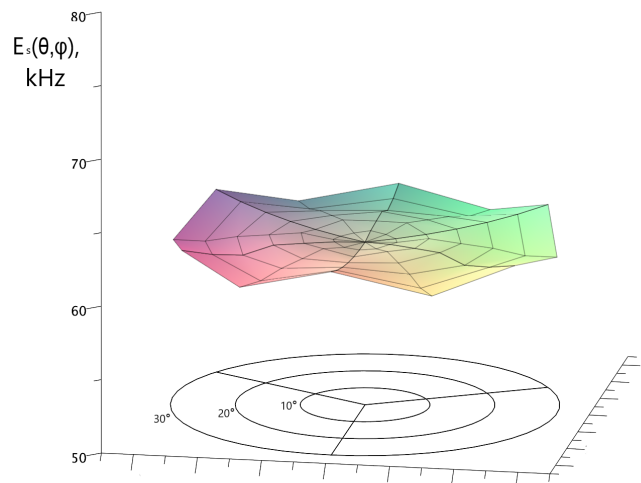


FIG. 6. The angular dependence of the E_s at $R = 5.5$ a.u.

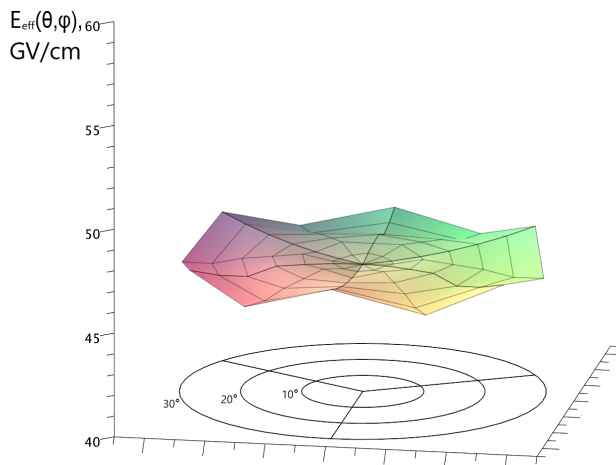


FIG. 5. The angular dependence of the E_{eff} at $R = 5.5$ a.u.

close to the values obtained for other polar molecules with the Radium atom. This confirms the validity of our computational approach.

One can see that the relative difference between the equilibrium value and the value for the ground vibrational state of the RaOCH_3 molecule is larger than such difference for the excited vibrational states of the triatomic molecules RaOH and YbOH we studied earlier in [38, 54, 55]. The primary role is played by the drop of sensitivity when the radium atom is bending in the direction between the H atoms that leads to the lowered value of the enhancement parameter averaged over ϕ already for small θ . Because θ may be considered the radial direction for the transverse vibrations q_x, q_y , already in the ground vibrational state the maximum contribution is given by $\theta \simeq 5^\circ$ and not by the equilibrium configuration. The fast drop with θ plays the main role in the difference between the equilibrium value and value for

the $v = 0$ state, with the $v = 1$ state having almost the same enhancement parameter as the ground state. The effect is stronger for E_s parameter. The impact of the ϕ dependence of the potential V happen to be insignificant, amounting only to $10^{-4} \frac{\text{GV}}{\text{cm}}$ for E_{eff} and 10^4 kHz for E_s .

The centrifugal correction to the ω_\perp given by (57) only slightly changes the values of the \mathcal{P}, \mathcal{T} -odd parameters. As expected, it has a stronger influence on the $v_\perp = 1$ state.

Because of the high computational costs we have not estimated the errors due to the basis selection and use of the effective potential. In this paper we also did not considered the anharmonicities of the potential that may impact the averaging over the longitudinal vibrations. The CCSD energy computations were done with convergence criterion $\Delta E \simeq 10^{-12}$ a.u.. The finite field computation error then may be estimated as $\Delta E_{\text{eff}} \sim 10^{-5}$ GV/cm and $\Delta E_s \sim 10^{-5}$ kHz. The harmonic approximation error for the transverse vibrations is $\Delta\omega_\perp/\omega_\perp \simeq 0.7\%$ which is less than the centrifugal correction for $K > 2$. This allows us to assume that our description of the dependence of the parameters on v_\perp and K is at least qualitatively right.

Our results stress the importance of the rovibrational effects for the computation of the symmetric top molecule sensitivity to the \mathcal{P}, \mathcal{T} -odd effects already within the harmonic approximation and for the ground vibrational state. We have taken into account the dependence of the potential on the bending direction ϕ . We have also considered the centrifugal and Coriolis effects associated with the rotation of the molecule around Z axis. The impact of both effects happened to be very small. We will study the role of the anharmonicities and other couplings between the rotational and vibrational degrees of freedom in the future work.

TABLE II. The \mathcal{P} , \mathcal{T} -odd parameters for the equilibrium configuration and for the rovibrational states

	v_{\perp}	K	$E_{\text{eff}}, \frac{\text{GV}}{\text{cm}}$	E_s, kHz
RaOCH ₃	equilibrium		48.346	64.015
RaOCH ₃	$v_{\perp} = 0 \ l_v = 0$	0	47.930	63.436
		1	47.929	63.435
		2	47.927	63.433
		3	47.924	63.429
		4	47.920	63.423
RaOCH ₃	$v_{\perp} = 1 \ l_v = +1$	0	47.649	63.064
		1	47.648	63.063
		2	47.646	63.060
		3	47.642	63.055
		4	47.636	63.048
RaOCH ₃	$v_{\perp} = 1 \ l_v = -1$	0	47.649	63.064
		1	47.648	63.063
		2	47.645	63.060
		3	47.641	63.055
		4	47.637	63.047
RaOCH ₃ [51]	equilibrium		54.2	–
RaOH[54]	equilibrium		48.866	64.788
	$v = 1$		48.585	64.416
YbOH[55]	equilibrium		23.875	20.659
	$v = 1$		23.576	20.548
RaF [56]			52.937	69.5
RaF [57]			58.11	68.0
YbF cGHF [66]			24.0	20.6
YbF cGKS [66]			19.6	16.9
ThO [67]			79.9	113.1
HfF+ [68]			22.5	20.1
HfF+ [69]			22.7	20.0

IX. ACKNOWLEDGEMENT

The work was supported by the Theoretical Physics and Mathematics Advancement Foundation “BASIS” (grant N^o 21-1-5-72-1). The author would like to thank A. Petrov, T. Isaev, and A. Titov for support.

-
- [1] I. B. Khriplovich and S. K. Lamoreaux, *CP violation without strangeness: electric dipole moments of particles, atoms, and molecules* (Springer Science & Business Media, 2012).
- [2] M. D. Schwartz, *Quantum field theory and the standard model* (Cambridge University Press, 2014).
- [3] Particle Data Group, P. Zyla, R. Barnett, J. Beringer, O. Dahl, D. Dwyer, D. Groom, C.-J. Lin, K. Lugoovsky, E. Pianori, et al., *Progress of Theoretical and Experimental Physics* **2020**, 083C01 (2020).
- [4] N. Cabibbo, *Phys. Rev. Lett.* **10**, 531 (1963).
- [5] M. Kobayashi and T. Maskawa, *Prog. Theor. Phys.* **49**, 652 (1973).
- [6] B. Pontecorvo, *Zh. Eksp. Teor. Fiz.* **34**, 247 (1957).
- [7] Z. Maki, M. Nakagawa, and S. Sakata, *Prog. Theor. Phys.* **28**, 870 (1962).
- [8] T. FUKUYAMA, *International Journal of Modern Physics A* **27**, 1230015 (2012), ISSN 0217-751X, URL <http://www.worldscientific.com/doi/abs/10.1142/S0217751X12300153>.
- [9] M. Pospelov and A. Ritz, *Phys. Rev. D* **89**, 056006 (2014), 1311.5537.

- [10] Y. Yamaguchi and N. Yamanaka, Phys. Rev. Lett. **125**, 241802 (2020), 2003.08195.
- [11] Y. Yamaguchi and N. Yamanaka, Phys. Rev. D **103**, 013001 (2021), 2006.00281.
- [12] P. Sandars, Physical Review Letters **19**, 1396 (1967).
- [13] P. Sushkov and V. Flambaurn, Zh. Eksp. Teor. Fiz **75**, 1208 (1978).
- [14] J. Ginges and V. V. Flambaurn, Physics Reports **397**, 63 (2004).
- [15] D. V. Chubukov, L. V. Skripnikov, and L. N. Labzowsky, JETP Lett. **110**, 382 (2019).
- [16] V. V. Flambaurn, M. Pospelov, A. Ritz, and Y. V. Stadnik, Phys. Rev. D **102**, 035001 (2020), URL <https://link.aps.org/doi/10.1103/PhysRevD.102.035001>.
- [17] V. Flambaurn, I. Samsonov, and H. T. Tan, Physical Review D **102**, 115036 (2020).
- [18] V. Flambaurn, I. Samsonov, and H. Tran Tan, Journal of High Energy Physics **2020**, 1 (2020).
- [19] T. S. Roussy, D. A. Palken, W. B. Cairncross, B. M. Brubaker, D. N. Gresh, M. Grau, K. C. Cossel, K. B. Ng, Y. Shagam, Y. Zhou, et al., Physical Review Letters **126**, 171301 (2021).
- [20] M. G. Kozlov and L. N. Labzowsky, Journal of Physics B: Atomic, Molecular and Optical Physics **28**, 1933 (1995).
- [21] A. Titov, N. Mosyagin, A. Petrov, T. Isaev, and D. DeMille, in *Recent Advances in the Theory of Chemical and Physical Systems* (Springer, 2006), pp. 253–283.
- [22] M. S. Safronova, D. Budker, D. DeMille, D. F. J. Kimball, A. Derevianko, and C. W. Clark, Rev. Mod. Phys. **90**, 025008 (2018), 1710.01833.
- [23] Y. Stadnik, V. Dzuba, and V. Flambaurn, Physical review letters **120**, 013202 (2018).
- [24] V. Dzuba, V. Flambaurn, I. Samsonov, and Y. Stadnik, Physical Review D **98**, 035048 (2018).
- [25] D. Maison, V. Flambaurn, N. Hutzler, and L. Skripnikov, Physical Review A **103**, 022813 (2021).
- [26] D. Maison, L. Skripnikov, A. Oleynichenko, and A. Zaitsevskii, The Journal of Chemical Physics **154**, 224303 (2021).
- [27] V. V. Flambaurn, D. DeMille, and M. G. Kozlov, Phys. Rev. Lett. **113**, 103003 (2014).
- [28] D. E. Maison, L. V. Skripnikov, and V. V. Flambaurn, Physical Review A **100**, 032514 (2019).
- [29] J. Baron, W. C. Campbell, D. DeMille, J. M. Doyle, G. Gabrielse, Y. V. Gurevich, P. W. Hess, N. R. Hutzler, E. Kirilov, I. Kozyryev, et al., Science **343**, 269 (2014).
- [30] V. Andreev, D. Ang, D. DeMille, J. Doyle, G. Gabrielse, J. Haefner, N. Hutzler, Z. Lasner, C. Meisenhelder, B. O’Leary, et al., Nature **562**, 355 (2018).
- [31] D. DeMille, F. B. an S. Bickman, D. Kawall, L. Hunter, D. Krause, Jr, S. Maxwell, and K. Ulmer, AIP Conf. Proc. **596**, 72 (2001).
- [32] A. Petrov, L. Skripnikov, A. Titov, N. R. Hutzler, P. Hess, B. O’Leary, B. Spaun, D. DeMille, G. Gabrielse, and J. M. Doyle, Physical Review A **89**, 062505 (2014).
- [33] A. C. Vutha, W. C. Campbell, Y. V. Gurevich, N. R. Hutzler, M. Parsons, D. Patterson, E. Petrik, B. Spaun, J. M. Doyle, G. Gabrielse, et al., **43**, 074007 (2010).
- [34] A. N. Petrov, Phys. Rev. A **91**, 062509 (2015).
- [35] A. N. Petrov, Phys. Rev. A **95**, 062501 (2017), URL <https://link.aps.org/doi/10.1103/PhysRevA.95.062501>.
- [36] W. B. Cairncross, D. N. Gresh, M. Grau, K. C. Cossel, T. S. Roussy, Y. Ni, Y. Zhou, J. Ye, and E. A. Cornell, Phys. Rev. Lett. **119**, 153001 (2017).
- [37] A. N. Petrov, Phys. Rev. A **97**, 052504 (2018).
- [38] A. Petrov and A. Zakharova, arXiv preprint arXiv:2111.02772 (2021).
- [39] I. Kozyryev and N. R. Hutzler, Phys. Rev. Lett. **119**, 133002 (2017), URL <https://link.aps.org/doi/10.1103/PhysRevLett.119.133002>.
- [40] T. A. Isaev, A. V. Zaitsevskii, and E. Eliav, Journal of Physics B: Atomic, Molecular and Optical Physics **50**, 225101 (2017), URL <https://doi.org/10.1088/2F1361-6455/2Faa8f34>.
- [41] I. Kozyryev, L. Baum, K. Matsuda, B. L. Augenbraun, L. Anderegg, A. P. Sedlack, and J. M. Doyle, Physical review letters **118**, 173201 (2017).
- [42] T. C. Steimle, C. Linton, E. T. Mengesha, X. Bai, and A. T. Le, Physical Review A **100**, 052509 (2019).
- [43] B. L. Augenbraun, Z. D. Lasner, A. Frenett, H. Sawaoka, C. Miller, T. C. Steimle, and J. M. Doyle, New Journal of Physics **22**, 022003 (2020).
- [44] N. Auerbach, V. Flambaurn, and V. Spevak, Physical review letters **76**, 4316 (1996).
- [45] V. Spevak, N. Auerbach, and V. Flambaurn, Physical Review C **56**, 1357 (1997).
- [46] T. A. Isaev and R. Berger, Physical review letters **116**, 063006 (2016).
- [47] I. Kozyryev, L. Baum, K. Matsuda, and J. M. Doyle, ChemPhysChem **17**, 3641 (2016).
- [48] I. Kozyryev, T. C. Steimle, P. Yu, D.-T. Nguyen, and J. M. Doyle, New Journal of Physics **21**, 052002 (2019).
- [49] B. L. Augenbraun, Z. D. Lasner, A. Frenett, H. Sawaoka, A. T. Le, J. M. Doyle, and T. C. Steimle, Physical Review A **103**, 022814 (2021).
- [50] P. Yu and N. R. Hutzler, Physical Review Letters **126**, 023003 (2021).
- [51] C. Zhang, X. Zheng, and L. Cheng, Phys. Rev. A **104**, 012814 (2021), URL <https://link.aps.org/doi/10.1103/PhysRevA.104.012814>.
- [52] V. Prasanna, N. Shitara, A. Sakurai, M. Abe, and B. Das, Physical Review A **99**, 062502 (2019).
- [53] K. Gaul and R. Berger, Physical Review A **101**, 012508 (2020).
- [54] A. Zakharova and A. Petrov, Phys. Rev. A **103**, 032819 (2021), 2012.08427.
- [55] A. Zakharova, I. Kurchavov, and A. Petrov, The Journal of Chemical Physics **155**, 164301 (2021).
- [56] A. Kudashov, A. Petrov, L. Skripnikov, N. Mosyagin, T. Isaev, R. Berger, and A. Titov, Physical Review A **90**, 052513 (2014).
- [57] K. Gaul, S. Marquardt, T. Isaev, and R. Berger, Physical Review A **99**, 032509 (2019).
- [58] N. Shitara, N. Yamanaka, B. K. Sahoo, T. Watanabe, and B. P. Das, Journal of High Energy Physics **2021**, 1 (2021).
- [59] A. Titov and N. Mosyagin, International journal of quantum chemistry **71**, 359 (1999).
- [60] N. S. Mosyagin, A. Zaitsevskii, and A. V. Titov, International Review of Atomic and Molecular Physics **1**, 63 (2010).
- [61] N. S. Mosyagin, A. V. Zaitsevskii, L. V. Skripnikov, and A. V. Titov, International Journal of Quantum Chemistry **116**, 301 (2016).
- [62] URL: <http://www.qchem.pnpi.spb.ru/Basis/~>, GRECPs and basis sets.

- [63] A. N. Petrov, N. S. Mosyagin, T. A. Isaev, A. V. Titov, V. F. Ezhov, E. Eliav, and U. Kaldor, *Phys. Rev. Lett.* **88**, 073001 (2002).
- [64] L. Skripnikov and A. Titov, *Physical Review A* **91**, 042504 (2015).
- [65] J. K. Watson, *Molecular Physics* **15**, 479 (1968).
- [66] K. Gaul, S. Marquardt, T. Isaev, and R. Berger, *Phys. Rev. A* **99**, 032509 (2019), URL <https://link.aps.org/doi/10.1103/PhysRevA.99.032509>.
- [67] L. Skripnikov, *The Journal of Chemical Physics* **145**, 214301 (2016).
- [68] L. Skripnikov, *The Journal of Chemical Physics* **147**, 021101 (2017).
- [69] T. Fleig, *Physical Review A* **96**, 040502 (2017).