

FRB 190520B embedded in a magnetar wind nebula and supernova remnant: luminous persistent radio source, decreasing dispersion measure and large rotation measure

Z. Y. ZHAO¹ AND F. Y. WANG^{1,2}

¹*School of Astronomy and Space Science, Nanjing University, Nanjing 210093, China*

²*Key Laboratory of Modern Astronomy and Astrophysics (Nanjing University), Ministry of Education, Nanjing 210093, China*

(Received Nov 25, 2021; Revised Nov 30, 2021; Accepted Dec 2, 2021)

ABSTRACT

Recently, FRB 190520B with the largest extragalactic dispersion measure (DM), was discovered by the Five-hundred-meter Aperture Spherical radio Telescope (FAST). The DM excess over the intergalactic medium and Galactic contributions is estimated as $\sim 900 \text{ pc cm}^{-3}$, which is nearly ten times higher than other fast radio bursts (FRBs) host galaxies. The DM decreases with the rate $\sim 0.1 \text{ pc cm}^{-3}$ per day. It is the second FRB associated with a compact persistent radio source (PRS). The rotation measure (RM) is found to be larger than $1.8 \times 10^5 \text{ rad m}^{-2}$. In this letter, we argue that FRB 190520B is powered by a young magnetar formed by core-collapse of massive stars, embedded in a composite of magnetar wind nebula (MWN) and supernova remnant (SNR). The energy injection of the magnetar drives the MWN and SN ejecta to evolve together, and the PRS is generated by the synchrotron radiation of the MWN. The magnetar has the interior magnetic field $B_{\text{int}} \sim (2 - 4) \times 10^{16} \text{ G}$ and the age $t_{\text{age}} \sim 14 - 22 \text{ yr}$. The dense SN ejecta and the shocked shell contribute a large fraction of the observed DM and RM. Our model can naturally explain the luminous PRS, decreasing DM and extreme RM of FRB 190520B simultaneously.

Keywords: Fast radio burst, magnetar, magnetar wind nebula, supernova remnant

1. INTRODUCTION

Fast radio bursts (FRBs) are mysterious radio transients with millisecond-duration (Lorimer et al. 2007), whose physical origins are still unknown though they were first reported more than a decade ago (Katz 2018; Cordes & Chatterjee 2019; Zhang 2020; Xiao et al. 2021; Petroff et al. 2021). The large dispersion measures (DMs) of them well above the contribution from the Milky Way imply they may originate at cosmological distances. Some FRBs show repeating bursts and other seem to be one-off events. Many models have been proposed to interpret the origins of FRBs (see Platts et al. 2019 for a recent review). Among those models, the ones relational to magnetars are promising because of the detection of FRB 200428 from a Galactic magnetar (Bochenek et al. 2020; CHIME/FRB Collaboration et al. 2020a).

Recently, the repeating FRB 190520B with the largest extragalactic DM till now was discovered by the Five-hundred-meter Aperture Spherical radio Telescope (FAST) (Niu et al. 2021). It locates in a dwarf galaxy with a high star formation rate, and it is associated with a compact luminous ($\nu L_{\nu} \sim 10^{39} \text{ erg s}^{-1}$) persistent radio source (PRS), which is too luminous to come from the star-formation activity of the host galaxy (Law et al. 2021). From the observations of Karl G. Jansky Very Large Array (VLA), the power-law spectrum index of the compact PRS has been found to be -0.41 ± 0.04 . This is the second PRS associated with FRBs after FRB 121102 (Chatterjee et al. 2017). The similarity between the two PRSs indicates that they have similar physical origin. Interestingly, a similar PRS is found associated with Type I superluminous supernova (SLSN) PTF10hgi, but is less luminous ($\nu L_{\nu} \sim 10^{38} \text{ erg s}^{-1}$) than that of FRBs (Eftekhari et al. 2019). From the comparative study between the wide-band spectrum of PTF10hgi and FRB 121102 (Mondal et al. 2020), they found the PRS is most probably originating from a pulsar/magnetar wind nebula (PWN/MWN). It has been found that magnetar Swift J1834.9-0846 shows a surrounding wind nebula (Younes et al. 2016). In this work, we focus on the PRSs associated with FRBs.

When a pulsar-driven relativistic wind interacts with the surrounding medium, the luminous PWN generates. For rapidly rotating pulsars, the rotational energy is the main reservoir for powering the wind nebula, which has been well-studied for Galactic PWNe (Tanaka & Takahara 2010). Some FRBs' energy injection (Li et al. 2020) and rotational energy injection (Kashiyama & Murase 2017; Dai et al. 2017; Yang & Dai 2019; Wang & Lai 2020) models have been proposed to explain the PRS associated with FRB 121102. However, for a decades-old magnetar, the rotational energy is less significant than the interior magnetic energy. The case of the magnetic energy injection was proposed, and it is successfully explaining the PRS's luminosity and large rotation measure (RM, Michilli et al. 2018; Hilmarsson et al. 2021) of FRB 121102 (Margalit & Metzger 2018).

From the estimation of Niu et al. (2021), the DM of host galaxy is $DM_{\text{host}} \sim 900 \text{ pc cm}^{-3}$, which is nearly ten times higher than other FRBs' host galaxies. However, using the state-of-the-art IllustrisTNG simulation, Zhang et al. (2020) showed that the DM contributed by FRB 190520B-like host galaxies at $z \sim 0.2$ is $\sim 50 - 250 \text{ pc cm}^{-3}$. Different from the increasing DM of FRB 121102 (Hessels et al. 2019; Josephy et al. 2019; Oostrum et al. 2020; Li et al. 2021) and the nearly unchangeable DM of FRB 180916 (CHIME/FRB Collaboration et al. 2020b; Pastor-Marazuela et al. 2021; Nimmo et al. 2021), the DM of FRB 190520B decreases with the rate $-0.09 \pm 0.02 \text{ pc cm}^{-3} \text{ day}^{-1}$ (Niu et al. 2021). Under the assumption of 100% linearly polarized intrinsically, the low limit of RM is $> 1.8 \times 10^5 \text{ rad m}^{-2}$ (Niu et al. 2021), which is larger than that of FRB 121102. The large DM and RM together with decreasing DM may come from the expanding shocked shell of supernova remnant (SNR, see Yang & Zhang 2017; Piro & Gaensler 2018; Zhao et al. 2021; Katz 2021a). Katz (2021a) rejected the possibility that the large host DM of FRB 190520B is contributed by interstellar cloud, and proposed that the excess of host DM attributes to a young SNR. It has also been claimed that the luminous PRS correlates with the large RM, if RM mostly arises from the persistent emission region (Yang et al. 2020).

In this letter, we propose that the magnetar associated with FRB 190520B is embedded in the composite of MWN and SNR. The magnetar is formed by core-collapse of massive star. Due to the energy injection of the young magnetar, the wind nebula and the SN ejecta will evolve together. The observed PRS is produced by the synchrotron radiation of the nebula. Our numerical calculations are based on the spectral evolution model of Galactic PWNe (Tanaka & Takahara 2010, 2013) with magnetic-energy injection (Margalit & Metzger 2018). The dense SNR ejecta and the shocked shell contribute considerable DM and RM. With the expansion of SNR, the DM will decrease rapidly, similar to the observed trend. Our model can simultaneously explain the luminous PRS, decreasing DM and extreme RM of FRB 190520B.

This letter is organized as follows. In Section 2, the synchrotron spectral evolution model from MWN is shown. We present our numerical results of the PRS energy spectrum in Section 3. The long-term DM evolution model to explain that of FRB 190520B is shown in Section 4. Finally, summary is given in Section 5.

2. THE COMPACT PERSISTENT RADIO SOURCE

The compact PRS associated with FRBs is from the synchrotron radiation from the MWN powered by the young magnetar in our model. Rotational or magnetic energy together with the particle is injected into the nebula, and the electron will undergo radiation or adiabatic cooling. In this section, we will introduce the cases of rotational and magnetic energy injection, and give the explanation of the radio spectra of PRSs associated with FRB 190520B and FRB 121102.

2.1. Energy injection

The case of rotational energy injection is well studied for wide-band spectrum of the Crab Nebula (Tanaka & Takahara 2010). The spin-down luminosity can be estimated as (Dai & Lu 1998; Zhang & Mészáros 2001; Murase et al. 2015)

$$L_{\text{sd}} = L_{\text{sd},i} \left(1 + \frac{t}{t_{\text{em}}}\right)^{-2} \simeq \begin{cases} 8.6 \times 10^{45} \text{ ergs}^{-1} P_{i,-2.5}^{-4} B_{\text{dip},14}^2 & (t \leq t_{\text{em}}) \\ 8.9 \times 10^{42} \text{ ergs}^{-1} B_{\text{dip},14}^{-2} t_7^{-2} & (t > t_{\text{em}}) \end{cases}, \quad (1)$$

where $t_{\text{em}} \simeq 3.2 \times 10^5 B_{\text{dip},14}^{-2} P_{i,-2.5}^2$ s is the characteristic spin-down timescale, B_{dip} is the dipole magnetic and P_i is the initial spin period. The model of magnetic energy injection has been proposed to explain the exceptionally high RM and PRS associated with FRB 121102 (Margalit & Metzger 2018). The interior magnetic energy (Katz 1982)

$$\mathcal{E}_{\text{B,int}} \simeq B_{\text{int}}^2 R_{\text{ns}}^3 / 6 \approx 3 \times 10^{49} B_{\text{int},16}^2 \text{ erg}, \quad (2)$$

is another ideal reservoir for PRS, where B_{int} is the interior magnetic field and $R_{\text{ns}} = 12 \text{ km}$ is the neutron star radius. The magnetic-energy-injection luminosity can be written as (Margalit & Metzger 2018)

$$L_{\text{m}} = (\alpha - 1) \frac{\mathcal{E}_{\text{B,int}}}{t_0} \left(\frac{t}{t_0}\right)^{-\alpha}, \quad (3)$$

where t_0 is the onset of energy injection and $\alpha > 1$ is the power-law index.

The injected electron-positron pairs will be accelerated to relativistic energy by the termination shock before entering the nebula. Similar to Galactic PWNe (Tanaka & Takahara 2010, 2013), the injection particles spectrum is described as a broken power-law form

$$Q_{\text{inj}}(\gamma, t) = \begin{cases} Q_0(t) (\gamma/\gamma_b)^{-p_1} & \gamma_{\text{min}} \leq \gamma \leq \gamma_b \\ Q_0(t) (\gamma/\gamma_b)^{-p_2} & \gamma_b \leq \gamma \leq \gamma_{\text{max}} \end{cases}, \quad (4)$$

where $Q_0(t)$ is the normalization factor, γ_{min} , γ_b and γ_{max} is the minimum, break, and maximum Lorentz factors. p_1 and p_2 are the injection spectrum indices for low and high energy particles, respectively. The normalization factor is determined by

$$\int_{\gamma_{\text{min}}}^{\gamma_{\text{max}}} Q_{\text{inj}}(\gamma, t) \gamma m_e c^2 d\gamma = \epsilon_e L(t), \quad (5)$$

where ϵ_e is the electron energy fraction and $L(t)$ is the spin-down or magnetic energy injection luminosity.

2.2. Dynamics and the nebular magnetic fields evolution

The inner density profile of the ejecta can be described as a smooth or flat power-law (Chevalier & Soker 1989; Kasen & Bildsten 2010)

$$\rho_{\text{ej}} = \frac{(3 - \delta) M_{\text{ej}}}{4\pi R_{\text{ej}}^3} \left(\frac{R}{R_{\text{ej}}} \right)^{-\delta}, \quad (6)$$

where $\delta = 0-1$ is widely used, and we take $\delta = 1$ in this work. The ejecta will expand freely until the Sedov–Taylor phase without the energy injection. The initial velocity is $v_{\text{ej},i} \sim 10,000 \text{ km s}^{-1} (\mathcal{E}_{\text{SN}}/10^{51} \text{ erg})^{1/2} (M_{\text{ej}}/M_{\odot})^{-1/2} \text{ cm s}^{-1}$. When a newborn millisecond magnetar exists, the nebula and ejecta radius will evolve together because the injected energy will significantly accelerate the ejecta via magnetized wind. For $R_n < R_{\text{ej}}$, the nebula radius R_n is given by (Metzger et al. 2014)

$$\frac{dR_n}{dt} = \sqrt{\frac{7}{6(3 - \delta)} \frac{\mathcal{E}_{\text{tot}}}{M_{\text{ej}}} \left(\frac{R_n}{R_{\text{ej}}} \right)^{3-\delta}} + \frac{R_n}{t}, \quad (7)$$

where \mathcal{E}_{tot} is the total injection energy. If $R_n > R_{\text{ej}}$, the nebula and ejecta will move together

$$\frac{dR_{\text{ej}}}{dt} = \frac{dR_n}{dt} = v_{\text{ej},f}, \quad (8)$$

where $v_{\text{ej},f} = \sqrt{2(\mathcal{E}_{\text{tot}} + \mathcal{E}_{\text{SN}})/M_{\text{ej}}}$ is the final accelerated velocity. For $t < t_0$, the rotational energy injection dominates, and the injection energy is $\mathcal{E}_{\text{tot}} = \mathcal{E}_{\text{rot}} = \int_0^t L_{\text{sd}}(t) dt$. For $t > t_0$, the interior magnetic energy starts to leak out into the nebula and the total injection energy $\mathcal{E}_{\text{tot}} = \mathcal{E}_{\text{rot}} + \mathcal{E}_{\text{mag}} = \int_0^t (L_{\text{sd}}(t) + L_m(t)) dt$. The solution of Equations (7) and (8) for the example case $B_{\text{int}} \sim 10^{16} \text{ G}$, $M_{\text{ej}} = 1 M_{\odot}$, and $\mathcal{E}_{\text{SN}} = 1 \times 10^{51} \text{ erg}$ is shown in Figure 1. The red, blue and green solid lines represent the case of $P_i = 1.5 \text{ ms}$, $P_i = 2.5 \text{ ms}$ and $P_i = 5 \text{ ms}$, respectively. The initial ejecta velocity is shown as black lines. The onset of the magnetic energy injection $t_0 = 0.2 \text{ yr}$ and 0.6 yr from the benchmark model of Margalit & Metzger (2018) is shown in cyan solid and dashed lines, respectively. We can see that ejecta is accelerated significantly in a short time ($\sim 10^{-2} - 10^{-1} \text{ yr}$) before the magnetic flux begins to leak out. The final ejecta velocity is up to $\sim 20,000 - 60,000 \text{ km s}^{-1}$, which is well consistent with the observations of SN Ib/Ic (Kawabata et al. 2002; Rho et al. 2021).

The evolution of nebular magnetic fields is $B_n = \sqrt{(6\mathcal{E}_B/R_n^3)}$, where \mathcal{E}_B is the magnetic energy in nebular and R_n is the nebula radius. The magnetic energy in nebular is given by (Murase et al. 2021)

$$\frac{d\mathcal{E}_B}{dt} = \epsilon_B L(t) - c_B \frac{\dot{R}_n}{R_n} \mathcal{E}_B, \quad (9)$$

where ϵ_B is the magnetic energy fraction. In this work, we do not consider the magnetic energy loss caused by adiabatic expansion, which has been used in Galactic PWNe (Tanaka & Takahara 2010, 2013) and high-energy emission of pulsar-powered PWNe (Murase et al. 2015, 2016). The limit $c_B \rightarrow 0$ is a good approximation for a young source engine.

2.3. The Evolution of Particle Distribution

The evolution of the electron number density distribution $n_{e,\gamma}$ is given by the continuity equation in energy space

$$\frac{\partial}{\partial t} n_{e,\gamma} + \frac{\partial}{\partial \gamma} (\dot{\gamma} n_{e,\gamma}) = \dot{Q}_{e,\gamma}, \quad (10)$$

where $\dot{Q}_{e,\gamma}$ is the injection electron number density. The electron cooling process $\dot{\gamma}$ includes the synchrotron radiation, synchrotron self-Compton (SSC) and adiabatic expansion

$$\dot{\gamma}(\gamma, t) = \dot{\gamma}_{\text{syn}}(\gamma, t) + \dot{\gamma}_{\text{SSC}}(\gamma, t) + \dot{\gamma}_{\text{ad}}(\gamma, t). \quad (11)$$

The energy loss of synchrotron radiation is given by (Rybicki & Lightman 1979)

$$\dot{\gamma}_{\text{syn}}(\gamma, t) = -\frac{4}{3} \frac{\sigma_{\text{T}} \gamma^2}{m_e c} U_{\text{B}}(t), \quad (12)$$

where $U_{\text{B}} = B_{\text{n}}^2/8\pi$ is the energy density of magnetic field. The energy loss caused by SSC is (Blumenthal & Gould 1970)

$$\begin{aligned} \dot{\gamma}_{\text{SSC}}(\gamma, t) = & -\frac{3}{4} \frac{\sigma_{\text{T}} h}{m_e c} \frac{1}{\gamma^2} \int_0^{\infty} \nu_{\text{fin}} d\nu_{\text{fin}} \\ & \times \int_0^{\infty} \frac{n_{\text{syn}}(\nu_{\text{ini}}, t)}{\nu_{\text{ini}}} f(q, \Gamma_{\epsilon}) \theta(1-q) \theta(q-1/4\gamma^2) d\nu_{\text{ini}}, \end{aligned} \quad (13)$$

where ν_{ini} and ν_{fin} are the frequencies of initial the synchrotron radiation photons and that of scattered photons, $\Gamma_{\epsilon} = 4\gamma h\nu_{\text{ini}}/(m_e c^2)$, $q = h\nu_{\text{fin}}/(\Gamma_{\epsilon}(\gamma m_e c^2 - h\nu_{\text{fin}}))$, $f(q, \Gamma_{\epsilon}) = 2q \ln q + (1+2q)(1-q) + 0.5(1-q)(\Gamma_{\epsilon} q)^2/(1+\Gamma_{\epsilon} q)$, and $\theta(x)$ is the step function. The seed synchrotron photon number density n_{syn} is

$$n_{\text{syn}}(\nu, t) = \frac{L_{\nu, \text{syn}}(t)}{4\pi R_{\text{n}}^2(t) c h\nu} \bar{U}, \quad (14)$$

where $L_{\nu, \text{syn}}$ is the synchrotron radiation luminosity (see Section 2.4), and $\bar{U} \sim 2.24$ (Atoyan & Aharonian 1996) is used in our calculations. The adiabatic cooling is given by

$$\dot{\gamma}_{\text{ad}}(\gamma, t) = -\frac{1}{3} \gamma \frac{d \ln V_{\text{n}}}{dt} = -\frac{\dot{R}_{\text{n}}}{R_{\text{n}}} \gamma. \quad (15)$$

2.4. The synchrotron radiation of MWN

The spectral power of synchrotron radiation is

$$P_{\nu} = \frac{2e^3 B_{\text{n}}}{\sqrt{3} m_e c^2} F\left(\frac{\nu}{\nu_c}\right), \quad (16)$$

where $\nu_c = \gamma^2 eB/2\pi m_e c$ is the characteristic frequency, $F(x) = x \int_x^{+\infty} K_{5/3}(k) dk$ and $K_{5/3}(k)$ is the 5/3 order modified Bessel function. The emissivity and absorption coefficients of synchrotron radiation is

$$j_{\nu} = \int \frac{n_{e,\gamma} P_{\nu}(\gamma)}{4\pi} d\gamma, \quad (17)$$

$$\alpha_{\nu} = -\int \frac{\gamma^2 P_{\nu}(\gamma)}{8\pi m_e \nu^2} \frac{\partial}{\partial \gamma} \left(\frac{n_{e,\gamma}}{\gamma^2} \right) d\gamma. \quad (18)$$

The synchrotron radiation luminosity considering the synchrotron self-absorption (SSA) is

$$L_{\nu} = 4\pi^2 R_{\text{n}}^2 \frac{j_{\nu}}{\alpha_{\nu}} \left(1 - e^{-\alpha_{\nu} R_{\text{n}}}\right). \quad (19)$$

In addition to SSA, free-free absorption due to the ejecta is also important for radio signals from a young magnetar. From the study of DM and RM evolution of FRB 121102 (Zhao et al. 2021), the associated magnetar is in a clean environment, which

means that the magnetar is born in the merger of two compact stars. For the merger channel, the ejecta mass is $\sim 0.001 - 0.1 M_\odot$, whose free-free absorption process is not obvious. However, for SNe channel, free-free absorption due to the ejecta can not be neglected. The free-free optical depth of the ejecta is (Wang et al. 2020; Zhao et al. 2021)

$$\tau_{\text{ff,ej}} = \alpha_{\text{v,ff}} \Delta R \simeq 2.06 \eta^2 Y_{\text{e},0.2}^2 M_{\text{ej},1}^2 T_{\text{ej},4}^{-3/2} \nu_9^{-2} \nu_{\text{ej},9}^{-5} t_{\text{yr}}^{-5}, \quad (20)$$

where η is the ionization fraction, $Y_{\text{e},0.2} = Y_{\text{e}}/0.2$ is the the electron fraction, $M_{\text{ej},1} = M_{\text{ej}}/1M_\odot$ is the ejecta mass, $T_{\text{ej},4} = T_{\text{ej}}/10^4\text{K}$ is the ejecta temperature. Due to the free-free absorption of electrons, the SNR will be optically thick for 3 yr and 1.5 yr for $M_{\text{ej}} = 10 M_\odot$ and $M_{\text{ej}} = 2 M_\odot$, which is shown in gray and black shaded regions in Figures 2 and 3, respectively.

3. NUMERICAL RESULTS

From the dynamics equations of MWN, we know that the nebula/ejecta velocity is mainly accelerated by the rotational energy injection and is almost constant for the time of our interest. The assumption of $v_{\text{n}} \simeq v_{\text{ej},f}$ is a good approximation (Metzger et al. 2014; Kashiyama et al. 2016) for $R_{\text{n}} > R_{\text{ej}}$. In our calculations, we take $v_{\text{ej},f} = 0.1c$, which is the mean ejecta velocity of SN Ib/Ic (Soderberg et al. 2012) and compact binary mergers. Following Margalit & Metzger (2018), $t_0 = 0.2$ yr and $\alpha = 1.3$ is used in this work. The energy fraction $\epsilon_{\text{B}} = 0.1$ and $\epsilon_{\text{B}} + \epsilon_{\text{e}} \sim 1$ is used. The injection spectrum index $p_1 = 1.3$ and $p_2 = 2.5$ is taken from Law et al. (2019); Mondal et al. (2020). The exact value of γ_{min} and γ_{max} is not important as long as its value is small or large enough. The main parameters are the interior magnetic field B_{int} , the source age t_{age} and the break Lorentz factor γ_{b} .

The spectral energy distribution is shown in Figure 2. The electron density n_{e} and the nebula magnetic field B_{n} are from the solutions of Equations (10) and (9). We find that parameters $B_{\text{int}} = 2.76 \times 10^{16}$ G, $t_{\text{age}} = 14$ yr and $\gamma_{\text{b}} = 5 \times 10^4$ can reproduce the spectrum of the PRS associated with FRB 121102 (Chatterjee et al. 2017), and $B_{\text{int}} = 3.41 \times 10^{16}$ G, $t_{\text{age}} = 22$ yr and $\gamma_{\text{b}} = 5 \times 10^3$ for that of FRB 190520B (Niu et al. 2021). The source age of FRB 121102 we guessed as is to be roughly consistent with previous study (Yang & Dai 2019; Margalit & Metzger 2018; Zhao et al. 2021). For FRB 190520B, the source age is given by the estimated from the DM evolution (see Section 4). The red, blue and green solid lines represent the observed epoch at $t = t_{\text{age}}/3$, $t = t_{\text{age}}$ and $t = 3t_{\text{age}}$. The case of rotational energy injection is also plotted as dashed line at $t = t_{\text{age}}$ for comparison, whose dipole magnetic field is estimated under the assumption of $B_{\text{dip}} = 0.1B_{\text{int}}$ (Levin et al. 2020) and initial spin period $P_i = 5$ ms is taken. The light-curves at 1 GHz, 3 GHz, and 5.5 GHz (blue, red, and green lines, respectively) for FRB 121102 and FRB 190520B (solid and dashed lines, respectively) are shown in the bottom panel in Figure 2. The size of MWN we obtained is ~ 0.4 pc for FRB 121102, which satisfies the constraints < 0.7 pc given by very long baseline interferometry (VLBI, Marcote et al. 2017).

The DM and RM from the relativistic electrons in MWN are

$$\text{DM}_{\text{MWN}} = R_{\text{n}} \cdot \int \frac{n_{\text{e},\gamma}}{\gamma^2} d\gamma, \quad (21)$$

$$\text{RM}_{\text{MWN}} = \frac{e^3}{2\pi m_{\text{e}}^2 c^4} R_{\text{n}} B_{\text{n}} \cdot \int \frac{n_{\text{e},\gamma}}{\gamma^2} d\gamma, \quad (22)$$

where the electron density n_{e} and the nebula magnetic field B_{n} are from the solutions of Equations (10) and (9). We obtain that the DM from the MWN is $< 1 - 10$ pc cm^{-3} and RM is $< 10^4 - 10^5$ rad m^{-2} . The contributions from the MWN are negligible compared with the SNR (see Section 4).

4. LONG-TERM DM EVOLUTION

FRB 190520B has been reported in a dense environment, and the estimated $\text{DM}_{\text{host}} \simeq 902_{-128}^{+88}$ pc cm^{-3} (Niu et al. 2021) is nearly ten times higher than other FRB host galaxies. The DM of FRB 190520B systemically decreases with the rate -0.09 ± 0.02 pc cm^{-3} day^{-1} together with some irregular variations (Niu et al. 2021). In our model, the long-term DM variation is from the expanding SNR (Yang & Zhang 2017; Piro & Gaensler 2018; Zhao et al. 2021; Katz 2021a) and the random variations may be caused by turbulent motions of filament (Katz 2021b).

4.1. The DM from the local environment

For cosmological FRBs, the observed DM or RM contains the contributions of the Milky Way (MW), the Milky Way halo, the intergalactic medium (IGM), the host galaxy and the local environment of FRBs:

$$\text{DM}_{\text{obs}} = \text{DM}_{\text{MW}} + \text{DM}_{\text{halo}} + \text{DM}_{\text{IGM}} + \frac{\text{DM}_{\text{host}} + \text{DM}_{\text{source}}}{1+z}, \quad (23)$$

$$\text{RM}_{\text{obs}} = \text{RM}_{\text{MW}} + \text{RM}_{\text{halo}} + \text{RM}_{\text{IGM}} + \frac{\text{RM}_{\text{host}} + \text{RM}_{\text{source}}}{(1+z)^2}. \quad (24)$$

Using the IllustrisTNG simulation, [Zhang et al. \(2020\)](#) found that the DM contributed by FRB 190520B-like host galaxies at $z \sim 0.2$ is $\sim 50 - 250 \text{ pc cm}^{-3}$. Therefore, the DM from the source of FRB 190520B can be inferred to be $\sim 524 - 940 \text{ pc cm}^{-3}$. Following our previous work ([Zhao et al. 2021](#)), the DM from the local environment of FRBs is given by

$$\text{DM}_{\text{source}} = \text{DM}_{\text{MWN}} + \text{DM}_{\text{unsh,ej}} + \text{DM}_{\text{sh,ej}} + \text{DM}_{\text{sh,ISM}} + \text{DM}_{\text{unsh,ISM}}, \quad (25)$$

where DM_{MWN} , $\text{DM}_{\text{unsh,ej}}$, $\text{DM}_{\text{sh,ej}}$, $\text{DM}_{\text{sh,ISM}}$ and $\text{DM}_{\text{unsh,ISM}}$ are the contributions from the MWN, unshocked ejecta, shocked ejecta, shocked ISM and unshocked ISM, respectively. Usually, $\text{DM}_{\text{unsh,ISM}}$ is negligible because of the low ionization fraction. The unshocked region is not magnetized, so the RM from the source only contributed by three parts

$$\text{RM}_{\text{source}} = \text{RM}_{\text{MWN}} + \text{RM}_{\text{sh,ej}} + \text{RM}_{\text{sh,ISM}}. \quad (26)$$

The contributions from the MWN are also negligible compared with the SNR. The total DMs and RMs from the SNR are shown in Figure 3. Our calculations are based on Equations (24) and (45)-(48) of [Zhao et al. \(2021\)](#). We adopt the typical parameters of SNRs: the explosion energy $\mathcal{E}_{\text{SN}} \sim 1 \times 10^{51} \text{ erg}$, the power-law index of outer ejecta $n = 10$, ionization fractions of unshocked ejecta $\eta = 0.1$, the wind velocity of progenitors $v_w = 10 \text{ km s}^{-1}$ and $\epsilon_B = 0.1$. The solid and dashed lines represent the case of $M_{\text{ej}} = 10 M_{\odot}$ and $M_{\text{ej}} = 2 M_{\odot}$, respectively. The blue, red and green lines represent different progenitors' mass-loss rate. The orange shading is the range of estimated $\text{DM}_{\text{source}}$. We can see that only the case of $\dot{M} = 10^{-4} M_{\odot} \text{ yr}^{-1}$ and the source age $t_{\text{age}} = 10 - 30 \text{ yr}$ can provide the large enough DM. The constraint on the source age is consistent with that derived from PRS in the previous section.

4.2. Fitting Results

We assume that the variations of DM is only from $\text{DM}_{\text{source}}$. Thus, we can define the unchangeable $\text{DM}_{\text{other}} = \text{DM}_{\text{obs}} - \text{DM}_{\text{source}}$ for facilitate fitting. From the estimation of $\text{DM}_{\text{source}}$ above, we can get $\text{DM}_{\text{other}} \sim 270 - 686 \text{ pc cm}^{-3}$. The Markov Chain Monte Carlo (MCMC) method performed by Python package `emcee`¹ ([Foreman-Mackey et al. 2013](#)) is used to estimate the parameters DM_{other} and the age of the source t_{age} . The χ^2 for the observed DMs is

$$\chi_{\text{DM}}^2 = \sum_{i=1}^n \frac{(\text{DM}_{\text{SNR},i} - \text{DM}_{\text{obs},i})^2}{\sigma^2}, \quad (27)$$

where DM_{SNR} is the DM from SNR given by our model, and DM_{obs} and σ is the observed DM and uncertainties in the frame of observers ([Niu et al. 2021](#)). The likelihood is

$$\mathcal{L} \propto \exp\left[-(\chi_{\text{DM}}^2)/2\right]. \quad (28)$$

The posterior corner plots obtained from fitting the models of two typical ejecta mass models ($M_{\text{ej}} = 10 M_{\odot}$ and $M_{\text{ej}} = 2 M_{\odot}$) to the data are shown in Figure 4. Our best-fit parameters are shown in blue solid lines, and the parameters with $1-\sigma$ ranges are shown in dashed lines. For $M_{\text{ej}} = 10 M_{\odot}$, we find $\text{DM}_{\text{other}} = 464 \pm 15 \text{ pc cm}^{-3}$ ($\text{DM}_{\text{SNR}} = 746 \pm 15 \text{ pc cm}^{-3}$) and the source age is $21.9 \pm 0.5 \text{ yr}$. For $M_{\text{ej}} = 2 M_{\odot}$, we find $\text{DM}_{\text{other}} = 642 \pm 12 \text{ pc cm}^{-3}$ ($\text{DM}_{\text{SNR}} = 568 \pm 12 \text{ pc cm}^{-3}$) and the source age is $16.6 \pm 0.4 \text{ yr}$. The DM evolution after the SN explosion is plotted in Figure 5. Due to the free-free absorption of electrons, the SNR will be optically thick for 3 yr and 1.5 yr for $M_{\text{ej}} = 10 M_{\odot}$ and $M_{\text{ej}} = 2 M_{\odot}$, respectively. The shaded regions represent the SNR is opaque to radio signals of $\nu \sim 1 \text{ GHz}$. If we assume that the typical SN ejecta mass is $2M_{\odot} < M_{\text{ej}} < 10M_{\odot}$, the source age of FRB 190520B can be estimated as $16 - 22 \text{ yr}$. In the same way, we have $\text{DM}_{\text{other}} = 449 - 654 \text{ pc cm}^{-3}$ ($\text{DM}_{\text{SNR}} = 556 - 761 \text{ pc cm}^{-3}$).

When $\text{DM}_{\text{source}}$ is taken into consideration, the DM_{host} of FRB 190520B is not special, which is consistent with that derived from the IllustrisTNG simulation ([Zhang et al. 2020](#)). The DM decline will continue for another few decades, and then DM will trend to be stable when $\text{DM}_{\text{other}} \gg \text{DM}_{\text{SNR}}$. Finally, we have $\text{DM} \sim \text{DM}_{\text{other}}$ for $t \sim 100 - 1000 \text{ yr}$. The unchangeable DM has been reported for FRBs (e.g., FRB 180916, see [CHIME/FRB Collaboration et al. 2020b](#); [Pastor-Marazuela et al. 2021](#); [Nimmo et al. 2021](#)). For FRB 121102, the estimated $\text{RM}_{\text{MWN}} \sim 10^4 - 10^5 \text{ rad m}^{-2}$ at $t_{\text{age}} = 14 \text{ yr}$ is consistent with the study of DM and RM evolution ([Zhao et al. 2021](#), their estimated age starts on 2012). For FRB 190520B, the large RM is from the young SNR ($\text{RM} \sim 10^7 - 10^8 \text{ rad m}^{-2}$).

¹ emcee.readthedocs.io

5. SUMMARY

In this letter, we argue that the magnetar associated with FRB 190520B is embedded in the ‘composite’ of MWN and SNR. Due to the energy injection of the young magnetar (16-22 yr), the wind nebula and the SN ejecta will evolve together. The observed PRS is from the synchrotron radiation of the nebula. The dense SNR ejecta and the shocked shell contribute the observed DM and RM. Our model can simultaneously explain the luminous PRS, decreasing DM and extreme RM of FRB 190520B. Our conclusions are summarized as follows:

- The compact PRSs associated with FRBs are from the synchrotron radiation of the MWNe. From the observed luminosities and spectra, we find the interior magnetic field $B_{\text{int}} = 2.76 \times 10^{16}$ G, the source age $t_{\text{age}} = 14$ yr for FRB 121102, and $B_{\text{int}} = 3.41 \times 10^{16}$ G, $t_{\text{age}} = 22$ yr for FRB 190520B.
- FRB 190520B is embedded in a dense SNR whose DM contribution is $\sim 746 \pm 15$ pc cm $^{-3}$ and $\sim 568 \pm 12$ pc cm $^{-3}$ for $M_{\text{ej}} = 10 M_{\odot}$ and $M_{\text{ej}} = 2 M_{\odot}$, respectively. Considering the DM from the SNR, the DM from the interstellar medium of FRB 190520B host galaxy is not special any more, which is consistent with that derived from the state-of-the-art IllustrisTNG simulation (Zhang et al. 2020). The DM decay rate -0.09 ± 0.02 pc cm $^{-3}$ d $^{-1}$ can be well understood in the context of a SNR with the age of 16 – 22 yr, well in the range required by the PRS. The decline will continue for another few decades, and then DM will trend to be stable.
- For FRB 190520B, the large RM is from the young SNR (RM $\sim 10^7 - 10^8$ rad m $^{-2}$). The RM attributed to MWN is $< 10^4 - 10^5$ rad m $^{-2}$ in our model, which is much lower than the lower limit given by Niu et al. (2021) and the contributions from SNR.

ACKNOWLEDGEMENTS

We thank the anonymous referee for helpful comments. We acknowledge Yuan-Pei Yang, Ling-Jun Wang, Fan Xu, Long Li, Abudushataer Kuerban, Younes George and Kohta Murase for helpful discussions, Jin-Jun Geng, Zhao Zhang and Qiao-Chu Li for the help of numerical calculations. This work was supported by the National Natural Science Foundation of China (grant No. U1831207), and the Fundamental Research Funds for the Central Universities (No. 0201-14380045).

REFERENCES

- Atoyan, A. M., & Aharonian, F. A. 1996, MNRAS, 278, 525, doi: [10.1093/mnras/278.2.525](https://doi.org/10.1093/mnras/278.2.525)
- Blumenthal, G. R., & Gould, R. J. 1970, Reviews of Modern Physics, 42, 237, doi: [10.1103/RevModPhys.42.237](https://doi.org/10.1103/RevModPhys.42.237)
- Bochenek, C. D., Ravi, V., Belov, K. V., et al. 2020, Nature, 587, 59, doi: [10.1038/s41586-020-2872-x](https://doi.org/10.1038/s41586-020-2872-x)
- Chatterjee, S., Law, C. J., Wharton, R. S., et al. 2017, Nature, 541, 58, doi: [10.1038/nature20797](https://doi.org/10.1038/nature20797)
- Chevalier, R. A., & Soker, N. 1989, ApJ, 341, 867, doi: [10.1086/167545](https://doi.org/10.1086/167545)
- CHIME/FRB Collaboration, Andersen, B. C., Bandura, K. M., et al. 2020a, Nature, 587, 54, doi: [10.1038/s41586-020-2863-y](https://doi.org/10.1038/s41586-020-2863-y)
- CHIME/FRB Collaboration, Amiri, M., Andersen, B. C., et al. 2020b, Nature, 582, 351, doi: [10.1038/s41586-020-2398-2](https://doi.org/10.1038/s41586-020-2398-2)
- Cordes, J. M., & Chatterjee, S. 2019, ARA&A, 57, 417, doi: [10.1146/annurev-astro-091918-104501](https://doi.org/10.1146/annurev-astro-091918-104501)
- Dai, Z. G., & Lu, T. 1998, A&A, 333, L87, <https://arxiv.org/abs/astro-ph/9810402>
- Dai, Z. G., Wang, J. S., & Yu, Y. W. 2017, ApJL, 838, L7, doi: [10.3847/2041-8213/aa6745](https://doi.org/10.3847/2041-8213/aa6745)
- Eftekhari, T., Berger, E., Margalit, B., et al. 2019, ApJL, 876, L10, doi: [10.3847/2041-8213/ab18a5](https://doi.org/10.3847/2041-8213/ab18a5)
- Foreman-Mackey, D., Hogg, D. W., Lang, D., & Goodman, J. 2013, PASP, 125, 306, doi: [10.1086/670067](https://doi.org/10.1086/670067)
- Hessels, J. W. T., Spitler, L. G., Seymour, A. D., et al. 2019, ApJL, 876, L23, doi: [10.3847/2041-8213/ab13ae](https://doi.org/10.3847/2041-8213/ab13ae)
- Hilmarsson, G. H., Michilli, D., Spitler, L. G., et al. 2021, ApJL, 908, L10, doi: [10.3847/2041-8213/abdec0](https://doi.org/10.3847/2041-8213/abdec0)
- Josephy, A., Chawla, P., Fonseca, E., et al. 2019, ApJL, 882, L18, doi: [10.3847/2041-8213/ab2c00](https://doi.org/10.3847/2041-8213/ab2c00)
- Kasen, D., & Bildsten, L. 2010, ApJ, 717, 245, doi: [10.1088/0004-637X/717/1/245](https://doi.org/10.1088/0004-637X/717/1/245)
- Kashiyama, K., & Murase, K. 2017, ApJL, 839, L3, doi: [10.3847/2041-8213/aa68e1](https://doi.org/10.3847/2041-8213/aa68e1)
- Kashiyama, K., Murase, K., Bartos, I., Kiuchi, K., & Margutti, R. 2016, ApJ, 818, 94, doi: [10.3847/0004-637X/818/1/94](https://doi.org/10.3847/0004-637X/818/1/94)
- Katz, J. I. 1982, ApJ, 260, 371, doi: [10.1086/160262](https://doi.org/10.1086/160262)
- . 2018, Progress in Particle and Nuclear Physics, 103, 1, doi: [10.1016/j.pnnp.2018.07.001](https://doi.org/10.1016/j.pnnp.2018.07.001)
- . 2021a, arXiv e-prints, arXiv:2110.10847, <https://arxiv.org/abs/2110.10847>
- . 2021b, MNRAS, 501, L76, doi: [10.1093/mnrasl/slaa202](https://doi.org/10.1093/mnrasl/slaa202)
- Kawabata, K. S., Jeffery, D. J., Iye, M., et al. 2002, ApJL, 580, L39, doi: [10.1086/345545](https://doi.org/10.1086/345545)

- Law, C. J., Connor, L., & Aggarwal, K. 2021, arXiv e-prints, arXiv:2110.15323. <https://arxiv.org/abs/2110.15323>
- Law, C. J., Omand, C. M. B., Kashiyama, K., et al. 2019, *ApJ*, 886, 24, doi: [10.3847/1538-4357/ab4ad8](https://doi.org/10.3847/1538-4357/ab4ad8)
- Levin, Y., Beloborodov, A. M., & Bransgrove, A. 2020, *ApJL*, 895, L30, doi: [10.3847/2041-8213/ab8c4c](https://doi.org/10.3847/2041-8213/ab8c4c)
- Li, D., Wang, P., Zhu, W. W., et al. 2021, arXiv e-prints, arXiv:2107.08205. <https://arxiv.org/abs/2107.08205>
- Li, Q.-C., Yang, Y.-P., & Dai, Z.-G. 2020, *ApJ*, 896, 71, doi: [10.3847/1538-4357/ab8db8](https://doi.org/10.3847/1538-4357/ab8db8)
- Lorimer, D. R., Bailes, M., McLaughlin, M. A., Narkevic, D. J., & Crawford, F. 2007, *Science*, 318, 777, doi: [10.1126/science.1147532](https://doi.org/10.1126/science.1147532)
- Marcote, B., Paragi, Z., Hessels, J. W. T., et al. 2017, *ApJL*, 834, L8, doi: [10.3847/2041-8213/834/2/L8](https://doi.org/10.3847/2041-8213/834/2/L8)
- Margalit, B., & Metzger, B. D. 2018, *ApJL*, 868, L4, doi: [10.3847/2041-8213/aaedad](https://doi.org/10.3847/2041-8213/aaedad)
- Metzger, B. D., Vurm, I., Hascoët, R., & Beloborodov, A. M. 2014, *MNRAS*, 437, 703, doi: [10.1093/mnras/stt1922](https://doi.org/10.1093/mnras/stt1922)
- Michilli, D., Seymour, A., Hessels, J. W. T., et al. 2018, *Nature*, 553, 182, doi: [10.1038/nature25149](https://doi.org/10.1038/nature25149)
- Mondal, S., Bera, A., Chandra, P., & Das, B. 2020, *MNRAS*, 498, 3863, doi: [10.1093/mnras/staa2637](https://doi.org/10.1093/mnras/staa2637)
- Murase, K., Kashiyama, K., Kiuchi, K., & Bartos, I. 2015, *ApJ*, 805, 82, doi: [10.1088/0004-637X/805/1/82](https://doi.org/10.1088/0004-637X/805/1/82)
- Murase, K., Kashiyama, K., & Mészáros, P. 2016, *MNRAS*, 461, 1498, doi: [10.1093/mnras/stw1328](https://doi.org/10.1093/mnras/stw1328)
- Murase, K., Omand, C. M. B., Coppejans, D. L., et al. 2021, *MNRAS*, 508, 44, doi: [10.1093/mnras/stab2506](https://doi.org/10.1093/mnras/stab2506)
- Nimmo, K., Hessels, J. W. T., Keimpema, A., et al. 2021, *Nature Astronomy*, 5, 594, doi: [10.1038/s41550-021-01321-3](https://doi.org/10.1038/s41550-021-01321-3)
- Niu, C. H., Aggarwal, K., Li, D., et al. 2021, arXiv e-prints, arXiv:2110.07418. <https://arxiv.org/abs/2110.07418>
- Oostrum, L. C., Maan, Y., van Leeuwen, J., et al. 2020, *A&A*, 635, A61, doi: [10.1051/0004-6361/201937422](https://doi.org/10.1051/0004-6361/201937422)
- Pastor-Marazuela, I., Connor, L., van Leeuwen, J., et al. 2021, *Nature*, 596, 505, doi: [10.1038/s41586-021-03724-8](https://doi.org/10.1038/s41586-021-03724-8)
- Petroff, E., Hessels, J. W. T., & Lorimer, D. R. 2021, arXiv e-prints, arXiv:2107.10113. <https://arxiv.org/abs/2107.10113>
- Piro, A. L., & Gaensler, B. M. 2018, *ApJ*, 861, 150, doi: [10.3847/1538-4357/aac9bc](https://doi.org/10.3847/1538-4357/aac9bc)
- Platts, E., Weltman, A., Walters, A., et al. 2019, *PhR*, 821, 1, doi: [10.1016/j.physrep.2019.06.003](https://doi.org/10.1016/j.physrep.2019.06.003)
- Rho, J., Evans, A., Geballe, T. R., et al. 2021, *ApJ*, 908, 232, doi: [10.3847/1538-4357/abd850](https://doi.org/10.3847/1538-4357/abd850)
- Rybicki, G. B., & Lightman, A. P. 1979, *Radiative processes in astrophysics*
- Soderberg, A. M., Margutti, R., Zauderer, B. A., et al. 2012, *ApJ*, 752, 78, doi: [10.1088/0004-637X/752/2/78](https://doi.org/10.1088/0004-637X/752/2/78)
- Tanaka, S. J., & Takahara, F. 2010, *ApJ*, 715, 1248, doi: [10.1088/0004-637X/715/2/1248](https://doi.org/10.1088/0004-637X/715/2/1248)
- . 2013, *MNRAS*, 429, 2945, doi: [10.1093/mnras/sts528](https://doi.org/10.1093/mnras/sts528)
- Wang, F. Y., Wang, Y. Y., Yang, Y.-P., et al. 2020, *ApJ*, 891, 72, doi: [10.3847/1538-4357/ab74d0](https://doi.org/10.3847/1538-4357/ab74d0)
- Wang, J.-S., & Lai, D. 2020, *ApJ*, 892, 135, doi: [10.3847/1538-4357/ab7dbf](https://doi.org/10.3847/1538-4357/ab7dbf)
- Xiao, D., Wang, F., & Dai, Z. 2021, *Science China Physics, Mechanics, and Astronomy*, 64, 249501, doi: [10.1007/s11433-020-1661-7](https://doi.org/10.1007/s11433-020-1661-7)
- Yang, Y.-H., & Dai, Z.-G. 2019, *ApJ*, 885, 149, doi: [10.3847/1538-4357/ab48dd](https://doi.org/10.3847/1538-4357/ab48dd)
- Yang, Y.-P., Li, Q.-C., & Zhang, B. 2020, *ApJ*, 895, 7, doi: [10.3847/1538-4357/ab88ab](https://doi.org/10.3847/1538-4357/ab88ab)
- Yang, Y.-P., & Zhang, B. 2017, *ApJ*, 847, 22, doi: [10.3847/1538-4357/aa8721](https://doi.org/10.3847/1538-4357/aa8721)
- Younes, G., Kouveliotou, C., Kargaltsev, O., et al. 2016, *ApJ*, 824, 138, doi: [10.3847/0004-637X/824/2/138](https://doi.org/10.3847/0004-637X/824/2/138)
- Zhang, B. 2020, *Nature*, 587, 45, doi: [10.1038/s41586-020-2828-1](https://doi.org/10.1038/s41586-020-2828-1)
- Zhang, B., & Mészáros, P. 2001, *ApJL*, 552, L35, doi: [10.1086/320255](https://doi.org/10.1086/320255)
- Zhang, G. Q., Yu, H., He, J. H., & Wang, F. Y. 2020, *ApJ*, 900, 170, doi: [10.3847/1538-4357/abaa4a](https://doi.org/10.3847/1538-4357/abaa4a)
- Zhao, Z. Y., Zhang, G. Q., Wang, Y. Y., Tu, Z.-L., & Wang, F. Y. 2021, *ApJ*, 907, 111, doi: [10.3847/1538-4357/abd321](https://doi.org/10.3847/1538-4357/abd321)

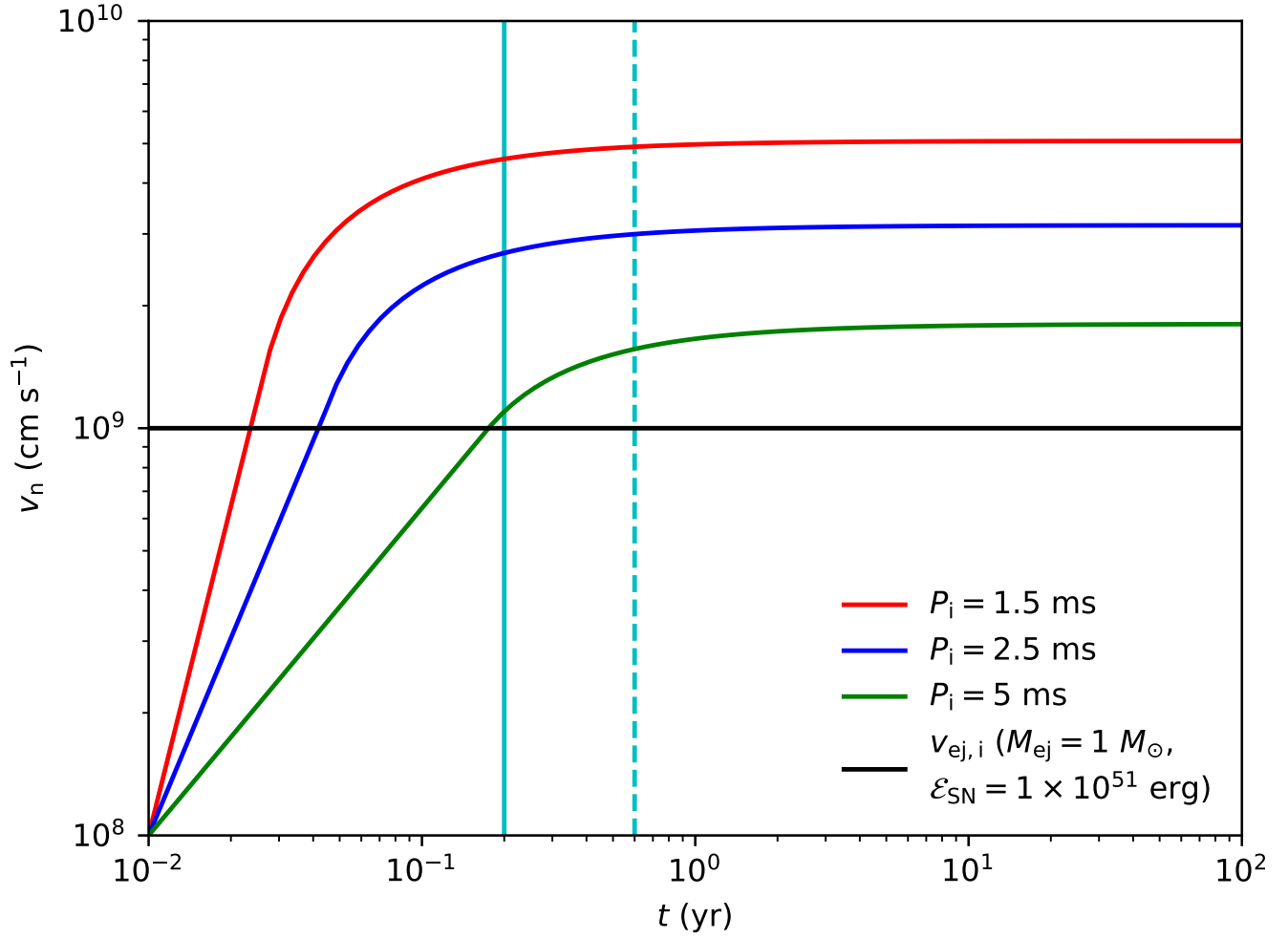


Figure 1. The nebula velocity derived from Equations (7) and (8) for $B_{\text{int}} \sim 10^{16} \text{ G}$, $M_{\text{ej}} = 1 M_{\odot}$, and $\mathcal{E}_{\text{SN}} = 1 \times 10^{51} \text{ erg}$. The red, blue and green solid lines represent the case of $P_i = 1.5 \text{ ms}$, $P_i = 2.5 \text{ ms}$ and $P_i = 5 \text{ ms}$, respectively. The initial ejecta velocity is shown in black lines. The onset of the magnetic energy injection $t_0 = 0.2 \text{ yr}$ and 0.6 yr is shown in cyan solid and dashed line, respectively. We can see that ejecta is accelerated significantly in a relatively short time ($\sim 10^{-2} - 10^{-1} \text{ yr}$) before the magnetic flux begins to leak out. The final ejecta velocity is up to $\sim 20,000 - 60,000 \text{ km s}^{-1}$, which is consistent with the observations of SN Ib/Ic.

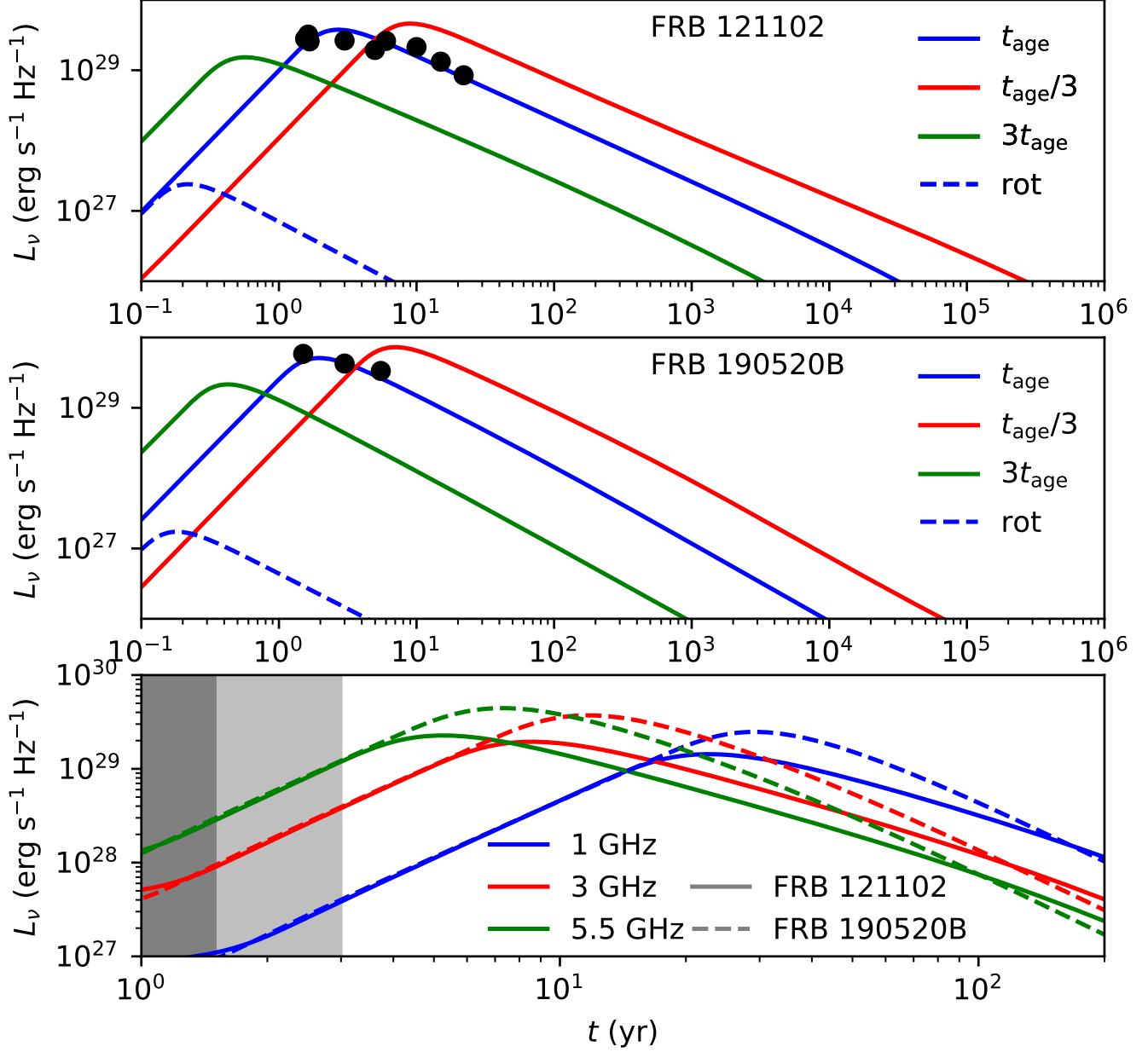


Figure 2. The spectral energy distribution for the PRS associated with FRB 121102 (top panel) and FRB 190520B (middle panel). The main parameters are $B_{\text{int}} = 2.76 \times 10^{16}$ G, $t_{\text{age}} = 14$ yr and $\gamma_b = 5 \times 10^4$ for FRB 121102, and $B_{\text{int}} = 3.41 \times 10^{16}$ G, $t_{\text{age}} = 22$ yr and $\gamma_b = 5 \times 10^3$ for FRB 190520B. The red, blue and green solid lines represent the spectra observed epoch at $t = t_{\text{age}}/3$, $t = t_{\text{age}}$ and $t = 3t_{\text{age}}$. The case of rotational energy injection is also plotted in dashed line at $t = t_{\text{age}}$ for comparison, whose dipole magnetic field is estimated as $B_{\text{dip}} = 0.1B_{\text{int}}$ and initial spin period $P_i = 5$ ms is taken. The black circles are the observations values from Chatterjee et al. (2017) for FRB 121102 and Niu et al. (2021) for FRB 190520B. The light curves of PRS (bottom panel) at 1 GHz, 3 GHz, and 5.5 GHz (blue, red, and green lines, respectively) for FRB 121102 and FRB 190520B (solid and dashed lines, respectively). The SNR will be optically thick for 3 yr and 1.5 yr for $M_{\text{ej}} = 10 M_\odot$ and $M_{\text{ej}} = 2 M_\odot$, which is shown in gray and black shaded regions.

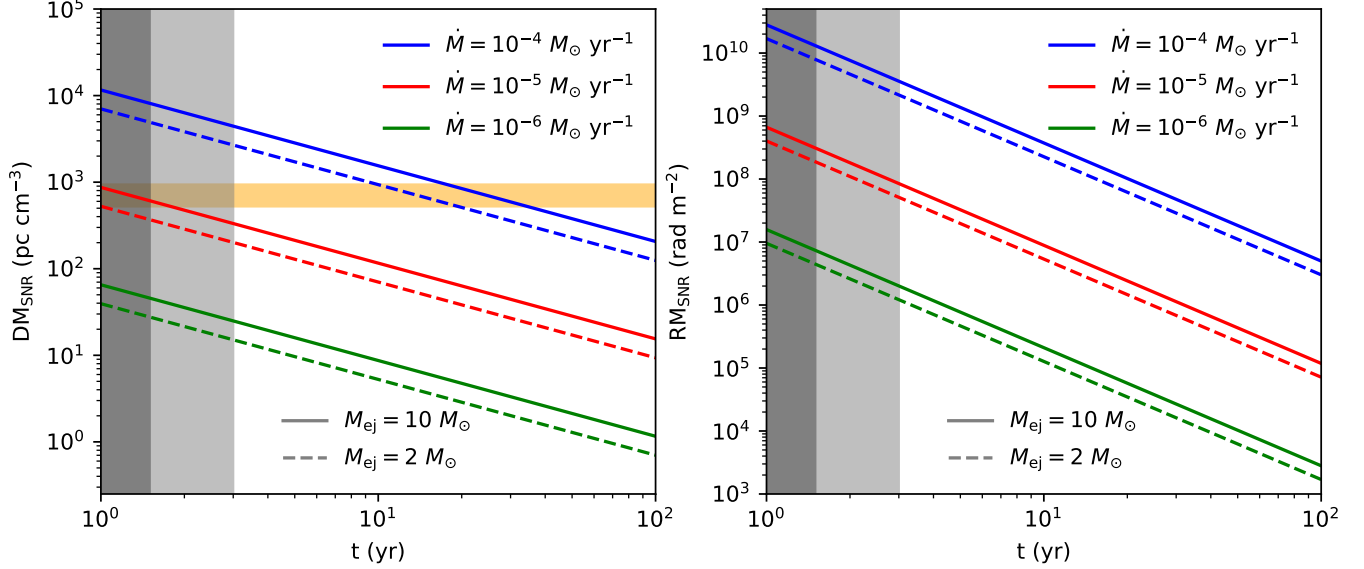


Figure 3. DM (left panel) and RM (right panel) contributed by SNR based on Equations (24) and (45)-(48) of Zhao et al. (2021). We adopt the typical parameters of SNRs: the explosion energy $E_{\text{SN}} \sim 1 \times 10^{51}$ erg, the power-law index of outer ejecta $n = 10$, ionization fractions of unshocked ejecta $\eta = 0.1$, the wind velocity of progenitors $v_w = 10 \text{ km s}^{-1}$ and $\epsilon_B = 0.1$. The solid and dashed lines represent the case of $M_{\text{ej}} = 10 M_{\odot}$ and $M_{\text{ej}} = 2 M_{\odot}$, respectively. The blue, red and green lines represent different progenitors' mass-loss rates. The orange shading is the range of estimated $\text{DM}_{\text{source}}$. We can see that only the case of $\dot{M} = 10^{-4} M_{\odot} \text{ yr}^{-1}$ and the source age $t_{\text{age}} = 10 - 30 \text{ yr}$ can provide the large enough DM required by observations. The SNR will be optically thick for 3 yr and 1.5 yr for $M_{\text{ej}} = 10 M_{\odot}$ and $M_{\text{ej}} = 2 M_{\odot}$, which is shown in gray and black shaded regions.

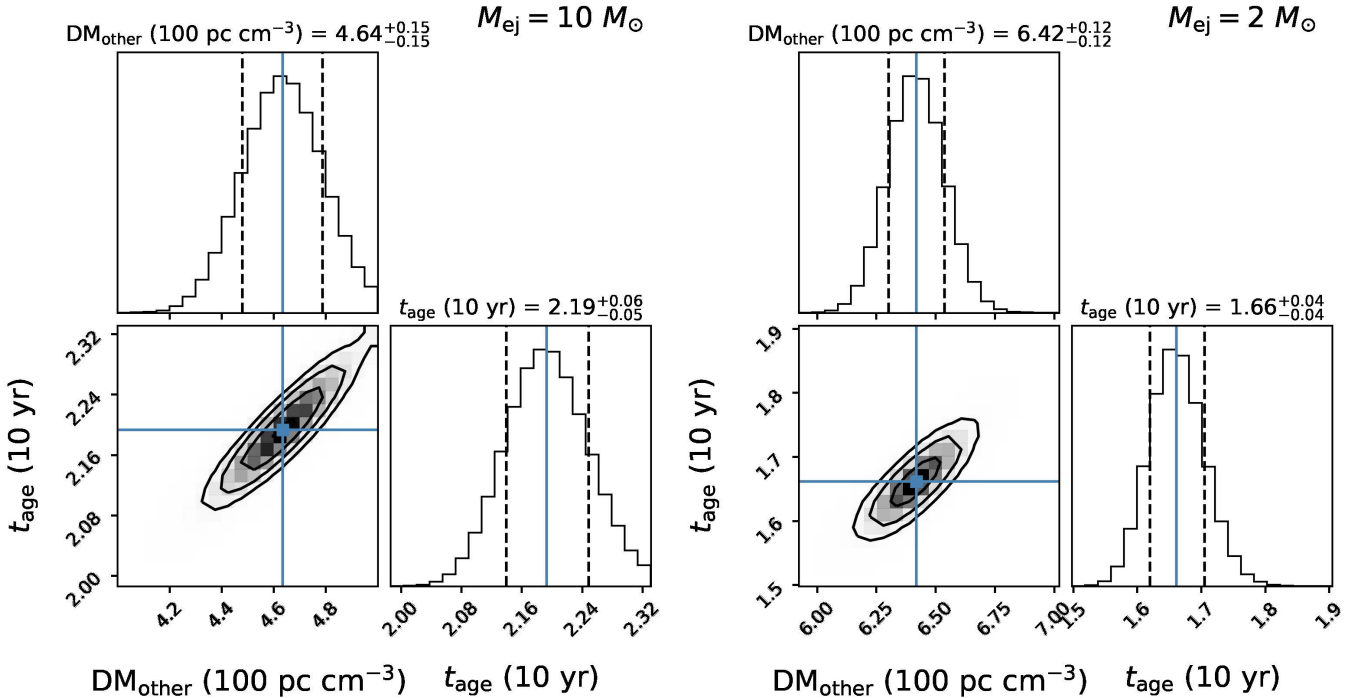


Figure 4. Posteriors parameters of DM model fit to FRB 190520B for the case of $M_{\text{ej}} = 10 M_{\odot}$ (left panel) and $M_{\text{ej}} = 2 M_{\odot}$ (right panel) performed by MCMC method. The posterior probability of the parameters of $\text{DM}_{\text{other}} = \text{DM}_{\text{obs}} - \text{DM}_{\text{source}}$ and t_{age} are plotted in the histograms, and the $1\text{-}\sigma$ range is shown in the dashed vertical lines. The medians are shown in blue lines. The contours indicate the parameter space with $1\text{-}\sigma$, $2\text{-}\sigma$ and $3\text{-}\sigma$ range. If we assume that the typical SN ejecta mass is $2 M_{\odot} < M_{\text{ej}} < 10 M_{\odot}$, the source age of FRB 190520B can be estimated as 16 – 22 yr. In the same way, we have $\text{DM}_{\text{other}} = 449 - 654 \text{ pc cm}^{-3}$ ($\text{DM}_{\text{SNR}} = 556 - 761 \text{ pc cm}^{-3}$).

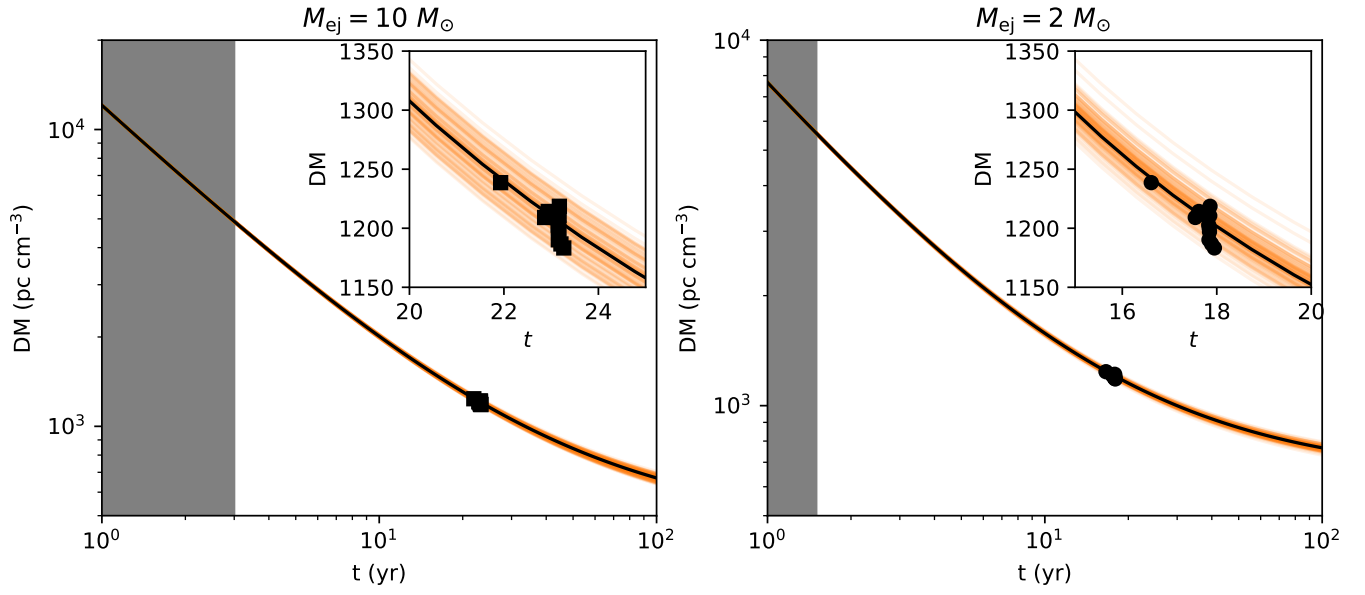


Figure 5. Samples of DM_{SNR} for $M_{\text{ej}} = 10 M_{\odot}$ (left panel) and $M_{\text{ej}} = 2 M_{\odot}$ (right panel) from the MCMC method (orange curves). Black squares and circles are the DM_{obs} of FRB 190520B from Niu et al. (2021). Black lines represent the best-fit values given by the MCMC method. The shaded regions represent the SNR is opaque to radio signals of $\nu \sim 1$ GHz.