
cliquematch: Finding correspondence via cliques in large graphs

Gautham Venkatasubramanian
ahgamut@gmail.com

Abstract

The maximum clique problem finds applications in computer vision, bioinformatics, and network analysis, many of which involve the construction of correspondence graphs to find similarities between two given objects. `cliquematch` is a Python package designed for this purpose: it provides a simple framework to construct correspondence graphs, and implements an algorithm to find and enumerate maximum cliques in C++, that can process graphs of a few million edges on consumer hardware, with comparable performance to publicly available methods.

Contents

1	Introduction	2
1.1	Basic Usage	2
2	The Maximum Clique Problem - A Literature Review	3
3	Correspondence Graphs	4
4	Applications	5
4.1	Image Registration and Matching using interest points	6
4.2	Matching of Molecular Structures	7
4.3	Subgraph Isomorphism	7
5	Conclusions and Future Work	8
A	Performance	11

arXiv:2112.00004v1 [cs.DS] 30 Nov 2021

1 Introduction

Given an undirected graph G , a subgraph H of G is a clique if an edge exists between any two vertices in H . A clique in G is a *maximum clique* if there exist no cliques of a larger size. The maximum clique problem (Bomze et al., 1999) is a special case of the *maximal clique* problem: a clique is maximal if it is not properly contained in any other clique, therefore all maximum cliques are also maximal. It is also related to the problem of clique enumeration.

Finding cliques in a graph is applicable to a variety of domains, such as bioinformatics, robotics, forensics, image analysis etc. (Conte et al., 2004). The applications transform into a clique problem in two general ways. In (Pradalier and Sekhavat, 2003), vertices of the graph refer to elements of a dataset, and an *edge indication function* computes a relationship between every pair of elements. Alternatively, in (Horaud and Skordas, 1989), a *correspondence graph* is constructed to find similar substructures between two different objects; vertices correspond to potential mappings between similar elements of the two objects, and edges reinforce the mappings.

`cliquematch`¹ is a Python package designed to construct correspondence graphs and find maximum cliques. It implements a modified version of a well-known maximum clique algorithm (Patatabiraman et al., 2015) in C++, and uses template programming to provide a simple framework for constructing correspondence graphs. `cliquematch` makes use of the `pybind11` library to provide Python bindings. The remainder of this section provides a simple example using `cliquematch`. Section 2 describes the algorithm used by `cliquematch` when finding maximum cliques, Section 3 shows how problems of data association can be converted into finding maximum cliques in a graph. Section 4 provides examples showcasing how `cliquematch` can be used to solve such kinds of problems. Section 5 summarizes the properties of `cliquematch` and discusses future directions.

1.1 Basic Usage

The core functionality of `cliquematch` involves loading an undirected graph and finding a clique. The graph can be loaded from edge lists, adjacency matrices, adjacency lists, and text files that follow the Matrix Market Coordinate Text File format.²

```
1 import cliquematch
2 G = cliquematch.Graph.from_file("cond-mat-2003.mtx")
3 print(G) # cliquematch.core.Graph object at 0x559e7da730c0
4 # (n_vertices=31163,n_edges=120029,lower_bound=1,upper_bound=4294967295,
5 # time_limit=1,use_heuristic=False,use_dfs=True,search_done=False)
6 G.get_max_clique()
7 # [9986, 9987, 10066, 10068, 10071, 10072, 10074, 10076,
8 # 10077, 10078, 10079, 10080, 10081, 10082, 10083, 10085,
9 # 10287, 10902, 10903, 10904, 10905, 10906, 10907, 10908, 10909]
```

The search for a clique can be modified by: (a) setting the bounds on clique size (via `lower_bound` and `upper_bound`), (b) choosing to use the heuristic method, the depth-first search, or both (via `use_heuristic` and `use_dfs`), and (3) setting a time limit for the search (via `time_limit`).

The search for maximum cliques can be resumed and interrupted intermittently using `search_done` and `get_max_clique()` in a loop, which is useful for incremental searching in the case of dense graphs. `reset_search()` resets the search for maximum cliques in case different bounds are required.

```
1 G.reset_search()
2 while not G.search_done:
3     answer = G.get_max_clique(
4         lower_bound=1, upper_bound=1729,
5         use_heuristic=True, use_dfs=True,
6         time_limit=100, continue_search=True
7     )
```

¹<https://github.com/ahgamut/cliquematch>

²<https://math.nist.gov/MatrixMarket/formats.html>

The `all_cliques()` method can be used to obtain all cliques of a particular size from the graph G . `all_cliques()` does not find all the cliques at once; the cliques are discovered upon the user's repeated requests.

```
1 import cliquematch
2 G = cliquematch.Graph.from_file("cond-mat-2003.mtx")
3 for clique in G.all_cliques(size=24):
4     print(clique)
```

2 The Maximum Clique Problem - A Literature Review

The maximum clique problem is NP-Hard (Garey and Johnson, 1979), and many algorithms for computing an exact solution have been discovered. These usually involve a possible optimal vertex ordering, fast heuristic bounds on the maximum clique size, followed by *branch-and-bound*: performing a depth-first search from each vertex to find cliques, and pruning the search space to avoid unnecessary calculations. The earliest such algorithm (Carraghan and Pardalos, 1990) sorts vertices in ascending order of degree, with search steps being pruned if they cannot beat the current maximum. Ostergård, 2002 sorts vertices in descending order, and processes them in a defined sequence for better performance. MCQ (Tomita and Seki, 2003) first sorts vertices in descending order, and uses an approximate coloring for additional sorting of the vertices, which also helps pruning in the clique. A later version (Tomita, Sutani, et al., 2010) improves on the approximate coloring used so as to maximize pruning.

More recent algorithms for finding maximum cliques focus on massive sparse graphs; these may require specialized hardware, and attempt to use the parallel nature of the problem. FMC (Pattabiraman et al., 2015) prunes vertices with degree less than the current maximum clique size as early as possible, and ignores vertices that have already been processed; it also provides a degree-based heuristic method to obtain a lower bound on the maximum clique size. PMC (Rossi, Gleich, and Gebremedhin, 2015) uses the core-number (Seidman, 1983) of a vertex instead of the degree, which provides a tight lower and upper bound, thereby pruning the search space more effectively, and provides a parallel-friendly implementation based on OpenMP (Dagum and Menon, 1998). BBMC (San Segundo, Rodriguez-Losada, and Jimenez, 2011) uses bitstrings of 64-bit machine words to encode the adjacency matrix and vertex sets, to benefit from bit-parallelism in set operations. BBMCSP (San Segundo, Lopez, and Pardalos, 2016) defines a sparse encoding for bitstrings; it also unrolls the initial search step to avoid unnecessary recursive calls. It is interesting to note that pruning methods based on heuristics are not optimal for some kinds of real-world graphs; RMC (Lu et al., 2017) describes a probabilistic algorithm for finding maximum cliques, with examples and benchmarks showcasing potential limitations in heuristic-based methods.

The algorithm used in `cliquematch` is mostly similar to FMC: the depth-first search and the heuristic method both filter out vertices based on degree, and the search space is pruned based on potential to beat the current maximum. `cliquematch` also uses bitstrings compressed into 32-bit machine words, similar to BBMC, to represent the vertex sets during the clique search. However, `cliquematch` differs from FMC in three ways:

- Instead of filtering out completed vertices (FMC Pruning 2) and neighbors of a vertex v with lesser degree than the current maximum clique size (FMC Pruning 3), `cliquematch` filters out all neighbors of v of lesser degree than $d(v)$, the degree of v . This means that every maximum clique is now found using the vertex of least degree and the search is now amortized over all the vertices, which reduces reliance on vertex ordering.
- The heuristic method returns a clique instead of just the lower bound. This helps users to obtain a clique quickly in case the branch-and-bound method is too slow.
- The branch-and-bound method is repurposed to also provide clique enumeration. This allows to find all cliques of a given size, as there might be multiple maximum cliques. The clique enumeration is done in a lazy manner; new cliques are found incrementally upon request.

The performance of `cliquematch` on various benchmark graphs is comparable to existing C++ implementations, see [Appendix A](#).

3 Correspondence Graphs

Finding maximum cliques in graphs can be applied to data association problems, where the aim is to find similarity between two objects by comparing their components. Such problems are found in bioinformatics (Gardiner, Artymiuk, and Willett, 1997), robotics (Pradalier and Sekhavat, 2003), forensics (Tu and Hartley, 1999), image analysis (Horaud and Skordas, 1989) etc. These problems can be solved by constructing a *correspondence graph*, a general form of the association graph (Kozen, 1978) used for subgraph isomorphism. Given two given objects P and Q , the correspondence graph $G_{P,Q}$ constructs the largest possible correspondence between P and Q by extending mappings in a pairwise manner.

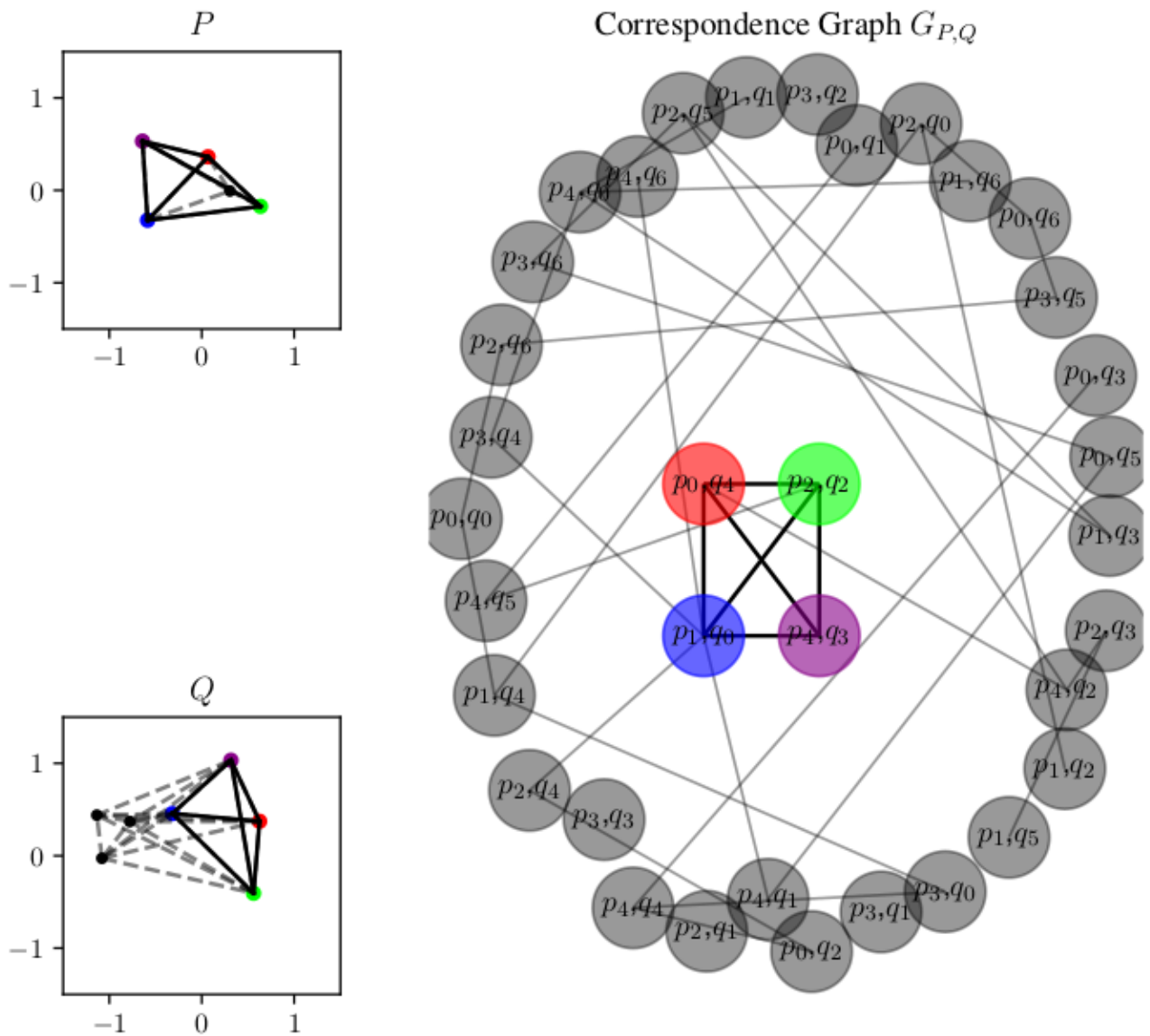


Figure 1: A sample correspondence graph for sets of points in two dimensions. The corresponding points are marked in red, green, blue, and purple. The vertices of the correspondence graph G which refer to these are marked with the same colors. Note that the edges between the colored vertices form a maximum clique, and the configurations of the corresponding points (thicker lines) are the same in both P and Q .

Definition 1 (Correspondence Graph). Let $P = \{p_1, p_2, \dots, p_M\}$ and $Q = \{q_1, q_2, \dots, q_N\}$ be two sets of elements of length M and N respectively. Let $G(V, E)$ be an undirected graph, where $V = P \times Q$. An edge $e \in E$ is drawn between $v_1(p_{i.1}, q_{j.1})$ and $v_2(p_{i.2}, q_{j.2}) \in V$ iff for a given boolean function $f : (P \times P \times Q \times Q) \rightarrow \{0, 1\}$

$$(v_1, v_2) \in E \iff f(p_{i.1}, p_{i.2}, q_{j.1}, q_{j.2}) = 1; \quad i_1 \neq i_2, j_1 \neq j_2 \quad (1)$$

Finding a maximum clique H in G is equivalent to finding the largest correspondence between P and Q as shown in the following step by step argument.

(a) $V_H \subset V_G = P \times Q$.

(b) Let $P' \subset P$, and $Q' \subset Q$ be such that

$$(p_i, q_j) \in V_H \iff p_i \in P', q_j \in Q'.$$

(c) H is a clique, so there exists an edge between every pair of vertices in V_H . Remember that an edge can be drawn only if Equation 1 is satisfied, therefore

$$\begin{aligned} f(p_{i.1}, p_{i.2}, q_{j.1}, q_{j.2}) = 1, \quad i_1 \neq i_2, j_1 \neq j_2 \quad \forall (v_1(p_{i.1}, q_{j.1}), v_2(p_{i.2}, q_{j.2})) \in V(H) \\ \implies f(p_{i.1}, p_{i.2}, q_{j.1}, q_{j.2}) = 1, \quad i_1 \neq i_2, j_1 \neq j_2 \quad \forall p_{i.1}, p_{i.2} \in P'; \forall q_{j.1}, q_{j.2} \in Q' \end{aligned}$$

because every vertex in V_H is a pair of elements, one from P' and the other from Q' . Hence, there exists a correspondence between P' and Q' .

(d) H is a maximum clique, so there exists no clique in G that is larger than H . Thus, P' and Q' are subsets of P and Q having the largest possible correspondence.

Note that f requires two pairs of elements $p_{i.1}, p_{i.2}, q_{j.1}, q_{j.2}$, when constructing an edge of the correspondence graph, and thus there is a pairwise correspondence between elements of P' and Q' . f can be optimized to benefit from properties of P and Q . A common use case is if P and Q are point-clouds in an n -dimensional space (see Figure 1), the function f can be:

$$f(p_{i.1}, p_{i.2}, q_{j.1}, q_{j.2}) = 1 \iff \|d_P(p_{i.1}, p_{i.2}) - d_Q(q_{j.1}, q_{j.2})\| \leq \epsilon$$

where d_P is a distance metric on P , d_Q is a distance metric on Q , and ϵ is a small positive real number. Therefore, the edge construction rule in Equation 1 is modified to:

$$(v_1, v_2) \in E \iff \|d_P(p_{i.1}, p_{i.2}) - d_Q(q_{j.1}, q_{j.2})\| \leq \epsilon \quad i_1 \neq i_2, j_1 \neq j_2 \quad (2)$$

4 Applications

`cliquematch` can construct correspondence graphs where P, Q are either 2D numpy arrays or Python lists, via the below classes:

- `A2AGraph`, where P and Q are numpy arrays
- `L2LGraph`, where P and Q are lists of arbitrary objects, and
- `A2LGraph` and `L2AGraph`, for cases that may require mapping a list of objects to numpy arrays of related data.

The user is required to define the function f or the metrics (d_P, d_Q) for `cliquematch` to perform the construction of the graph. `cliquematch` uses `pybind11` for Python wrappers, so one can define d_P, d_Q , and f as regular Python functions or `Callable` objects for fast prototyping. Note that accessing elements of P and Q is done only within these functions.

```

1 def euclidean(P, i1, i2):
2     return sqrt(sum((P[i1] - P[i2]) ** 2))
3
4 class MyCustomCondition(object):
5     def __call__(P, i1, i2, Q, j1, j2):
6         if my_condition_works:
7             return True
8         return False

```

Once G has been constructed as per the given conditions, `cliquematch` searches for cliques – the search parameters can be defined as per [Subsection 1.1](#) – and returns the subsets with largest correspondence, as seen in the following examples.

4.1 Image Registration and Matching using interest points

Image registration can be converted into point-cloud registration by selecting a suitable function to obtain interest points, following which simple distance metrics can be used to construct a correspondence graph as in [Equation 2](#). Once a maximum clique has been found, the sets of corresponding points can be used to obtain a matching score, or perform a registration of the image.

CCMM (San Segundo and Artieda, 2015) performs feature matching for color images by computing SURF descriptors (Bay, Tuytelaars, and Van Gool, 2006) to obtain interest points. The algorithm to construct a correspondence graph G can be described as follows:

- P, Q are the sets of SURF keypoints in the first and second images.
- d_P and d_Q are the Euclidean metrics.
- Additionally, apply a condition function f that allows an edge from $(p_{i,1}, q_{j,1})$ to $(p_{i,2}, q_{j,2})$ if and only if $q_{j,1}$ is one of the top k SURF descriptor matches of $p_{i,1}$ and $q_{j,2}$ is one of the top k SURF descriptor matches of $p_{i,2}$; where k is some integer.
- The correspondence graph G is constructed using the distance metrics and f , for some appropriate values of k and ϵ .




Figure 2: The CCMM algorithm tested on images from the Dinosaur dataset ([University of Oxford Visual Geometry Group Multi-View Datasets 2020](#)). The points in red are the corresponding points.

An implementation of the above steps using the `cliquematch.A2AGraph` and `OpenCV` is available on Github,³ a sample result is shown in [Figure 2](#). A similar procedure can be followed for registering or matching a pair of images, based on the kinds of interest points extracted:

- (Tu and Hartley, 1999) compares fingerprint images by selecting corresponding pairs of minutia: the vertices of the correspondence graph are mappings of minutia, and edges are drawn with respect to a function computing angle, distance, and ridge counts.
- (Park and Carriquiry, 2020) extracts SURF points and computes maximum cliques on a correspondence graph to perform alignment of footwear outsole impressions.
- (Theiler, Schindler, et al., 2012) performs registration of laser scans by computing tie points, and uses description vectors for each point along with the Euclidean distance metric to ensure construction of a sparse graph. The correspondence computed via finding maximum cliques is used to register the scans.

³<https://github.com/ahgamut/cliquematch/blob/master/examples/ccmm.py>

4.2 Matching of Molecular Structures

The structure of molecules can be represented as an attributed graph, and therefore matching the 3-D structures of two different molecules can be converted into finding a clique in their correspondence graph. (Gardiner, Artymiuk, and Willett, 1997) provides a procedure for structure matching of molecules via correspondence graph, which can be described as follows⁴:

- P, Q are the sets of atoms in the first and second molecules to be matched.
- d_P and d_Q are the Euclidean metrics to measure inter-atomic distances.
- Additionally, apply a condition function f that allows an edge if and only if a bond exists between the pairs of atoms being mapped.
- The correspondence graph G is constructed using the distance metrics and f , for some appropriate value of ϵ . f can be modified to account for additional properties (e.g. match ring bonds to ring bonds, valence).

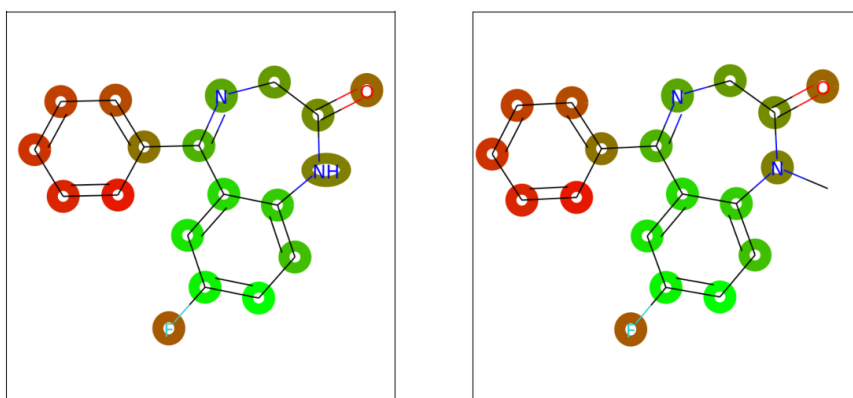


Figure 3: Molecule structure matching using inter-atomic distances. The molecules were obtained from the datasets provided in (Sutherland, O’Brien, and Weaver, 2003).

An illustrative example using `cliquematch` is shown in Figure 3. A similar procedure is followed for matching protein molecules using their secondary structure elements (SSEs). (Butenko and Wilhelm, 2006) gives an overview of applying clique-based methods in biochemistry.

4.3 Subgraph Isomorphism

Finding a subgraph isomorphism between two graphs can be solved by constructing a correspondence graph as described in (Kozen, 1978):

- Let $G_P(P, E_P)$ and $G_Q(Q, E_Q)$ be simple, unweighted, undirected graphs such that G_Q is isomorphic to a subgraph of G_P . The vertices of the graphs are sets P and Q .
- Define a correspondence graph $G^*(V, E)$ where $V = P \times Q$.
- Define a boolean condition function f to construct edges in G^* as below:

$$f(P, i_1, i_2, Q, j_1, j_2) = 1 \iff (q_{j_1}, q_{j_2}) \in E_Q \implies (p_{i_1}, p_{i_2}) \in E_P$$

- Once G^* has been constructed, finding a maximum clique will give the vertices of the isomorphic subgraphs.

`cliquematch` provides an `IsoGraph` class which encapsulates the above functionality.

⁴Implementation available at <https://github.com/ahgamut/cliquematch/blob/master/examples/molecule.py>

5 Conclusions and Future Work

I have described the capabilities of `cliquematch`, a Python package that finds maximum cliques in large sparse graphs and shown that its performance is comparable to other publicly available methods. I also provided examples showing that the implementation of `cliquematch` can be used to in solving data association problems in different domains, by constructing a correspondence graph and finding a maximum clique.

Multiple aspects of `cliquematch` can be developed further: the core search algorithm can be modified to find maximum cliques in a weighted graph. The computation time can improved with better heuristics, like vertex coreness and approximate coloring. The construction of correspondence graphs is applicable to many problem domains. There is also scope for clique augmentation or lenient matching methods (para-cliques) using the `cliquematch` design, and for providing GPU or streaming-specific implementations.

Acknowledgments

Some of this work was done at the National Institute of Standards and Technology (NIST) in support of the Forensic Footwear Research Project. I would like to thank Dr. Martin Herman, Dr. Steve Lund, and Dr. Hari Iyer of NIST for helpful discussions.

References

- Kozen, Dexter (1978). "A clique problem equivalent to graph isomorphism". In: *ACM SIGACT News* 10.2, pp. 50–52.
- Garey, Michael R and David S Johnson (1979). *Computers and intractability*. Vol. 174. freeman San Francisco.
- Seidman, Stephen B (1983). "Network structure and minimum degree". In: *Social networks* 5.3, pp. 269–287.
- Horaud, R. and T. Skordas (1989). "Stereo correspondence through feature grouping and maximal cliques". In: *IEEE Transactions on Pattern Analysis and Machine Intelligence* 11.11, pp. 1168–1180.
- Carraghan, Randy and Panos M Pardalos (1990). "An exact algorithm for the maximum clique problem". In: *Operations Research Letters* 9.6, pp. 375–382.
- Johnson, David S and Michael A Trick (1996). *Cliques, coloring, and satisfiability: second DIMACS implementation challenge, October 11-13, 1993*. Vol. 26. American Mathematical Soc.
- Gardiner, Eleanor J, Peter J Artymiuk, and Peter Willett (1997). "Clique-Detection Algorithms for Matching Three-Dimensional Molecular Structures". In: *Journal of Molecular Graphics and Modelling* 15.4, pp. 245–253. ISSN: 1093-3263. DOI: [https://doi.org/10.1016/S1093-3263\(97\)00089-2](https://doi.org/10.1016/S1093-3263(97)00089-2). URL: <http://www.sciencedirect.com/science/article/pii/S1093326397000892>.
- Dagum, Leonardo and Ramesh Menon (1998). "OpenMP: an industry standard API for shared-memory programming". In: *IEEE computational science and engineering* 5.1, pp. 46–55.
- Bomze, Immanuel M et al. (1999). "The maximum clique problem". In: *Handbook of combinatorial optimization*. Springer, pp. 1–74.
- Tu, Peter Henry and Richard Ian Hartley (Aug. 1999). *Fingerprint matching by estimation of a maximum clique*. US Patent 5,933,516.
- Bradski, G. (2000). "The OpenCV Library". In: *Dr. Dobb's Journal of Software Tools*.
- Ostergård, Patric RJ (2002). "A fast algorithm for the maximum clique problem". In: *Discrete Applied Mathematics* 120.1-3, pp. 197–207.
- Pradalier, Cédric and Sepanta Sekhavat (2003). "Simultaneous localization and mapping using the Geometric Projection Filter and correspondence graph matching". In: *Advanced Robotics* 17.7, pp. 675–690. DOI: [10.1163/156855303769157018](https://doi.org/10.1163/156855303769157018). eprint: <https://doi.org/10.1163/156855303769157018>. URL: <https://doi.org/10.1163/156855303769157018>.
- Sutherland, Jeffrey J, Lee A O'brien, and Donald F Weaver (2003). "Spline-fitting with a genetic algorithm: A method for developing classification structure- activity relationships". In: *Journal of chemical information and computer sciences* 43.6, pp. 1906–1915.
- Tomita, Etsuji and Tomokazu Seki (2003). "An efficient branch-and-bound algorithm for finding a maximum clique". In: *International Conference on Discrete Mathematics and Theoretical Computer Science*. Springer, pp. 278–289.
- Conte, Donatello et al. (2004). "Thirty years of graph matching in pattern recognition". In: *International journal of pattern recognition and artificial intelligence* 18.03, pp. 265–298.
- Bay, Herbert, Tinne Tuytelaars, and Luc Van Gool (2006). "Surf: Speeded up robust features". In: *European conference on computer vision*. Springer, pp. 404–417.
- Butenko, Sergiy and Wilbert E Wilhelm (2006). "Clique-detection models in computational biochemistry and genomics". In: *European Journal of Operational Research* 173.1, pp. 1–17.
- Van Rossum, Guido and Fred L. Drake (2009). *Python 3 Reference Manual*. Scotts Valley, CA: CreateSpace. ISBN: 1441412697.
- Tomita, Etsuji, Yoichi Sutani, et al. (2010). "A simple and faster branch-and-bound algorithm for finding a maximum clique". In: *International Workshop on Algorithms and Computation*. Springer, pp. 191–203.
- Bader, David A et al. (2011). *10th DIMACS Implementation Challenge-Graph Partitioning and Graph Clustering*. <http://www.cise.ufl.edu/research/sparse/dimacs10>.
- Davis, Timothy A and Yifan Hu (2011). "The University of Florida sparse matrix collection". In: *ACM Transactions on Mathematical Software (TOMS)* 38.1, pp. 1–25.
- San Segundo, Pablo, Diego Rodriguez-Losada, and Agustin Jimenez (2011). "An exact bit-parallel algorithm for the maximum clique problem". In: *Computers & Operations Research* 38.2, pp. 571–581.
- van der Walt, S., S. C. Colbert, and G. Varoquaux (2011). "The NumPy Array: A Structure for Efficient Numerical Computation". In: *Computing in Science Engineering* 13.2, pp. 22–30.

- Theiler, PW, K Schindler, et al. (2012). “Automatic registration of terrestrial laser scanner point clouds using natural planar surfaces”. In: *ISPRS Annals of Photogrammetry, Remote Sensing and Spatial Information Sciences* 3, pp. 173–178.
- Guennebaud, Gael, Benoit Jacob, et al. (2014). “Eigen: a c++ linear algebra library”. In: <https://eigen.tuxfamily.org>.
- Leskovec, Jure and Andrej Krevl (June 2014). *SNAP Datasets: Stanford Large Network Dataset Collection*. <https://snap.stanford.edu/data>.
- Pattabiraman, Bharath et al. (2015). “Fast algorithms for the maximum clique problem on massive graphs with applications to overlapping community detection”. In: *Internet Mathematics* 11.4-5, pp. 421–448.
- Rossi, Ryan A, David F Gleich, and Assefaw H Gebremedhin (2015). “Parallel maximum clique algorithms with applications to network analysis”. In: *SIAM Journal on Scientific Computing* 37.5, pp. C589–C616.
- San Segundo, Pablo and Jorge Artieda (2015). “A novel clique formulation for the visual feature matching problem”. In: *Applied Intelligence* 43.2, pp. 325–342.
- San Segundo, Pablo, Alvaro Lopez, and Panos M Pardalos (2016). “A new exact maximum clique algorithm for large and massive sparse graphs”. In: *Computers & Operations Research* 66, pp. 81–94.
- Jakob, Wenzel, Jason Rhinelander, and Dean Moldovan (2017). *pybind11 – Seamless operability between C++11 and Python*. <https://github.com/pybind/pybind11>.
- Lu, Can et al. (2017). “Finding the maximum clique in massive graphs”. In: *Proceedings of the VLDB Endowment* 10.11, pp. 1538–1549.
- Park, Soyoung and Alicia Carriquiry (2020). “An algorithm to compare two-dimensional footwear outsole images using maximum cliques and speeded-up robust feature”. In: *Statistical Analysis and Data Mining: The ASA Data Science Journal* 13.2, pp. 188–199.
- University of Oxford Visual Geometry Group Multi-View Datasets (June 2020). <https://www.robots.ox.ac.uk/~vgg/data/mview/>.

A Performance

	$ V $	$ E $	ω	t_{cm}	t_{fmc}	t_{pmc}	$t_{cm-heur}$	$\omega_{cm-heur}$	$t_{fmc-heur}$	$\omega_{fmc-heur}$
Erdos02	6927	8472	7	0.0003	0.0013	0.0022	0.0002	6	0.0009	7
Erdos972	5488	7085	7	0.0002	0.0007	0.0015	0.0002	7	0.0002	6
Erdos982	5822	7375	7	0.0004	0.0005	0.0015	0.0002	7	0.0002	7
Erdos992	6100	7515	8	0.0002	0.0004	0.0017	0.0002	8	0.0002	8
Fault_639	638802	14626683	18	21.3265	14.456	-	1.2731	18	2.4945	18
brock200_2	200	9876	12	0.4408	0.6408	0.0018	0.0031	10	0.0023	9
c-fat200-5	200	8473	58	0.1485	0.4204	0.0003	0.0004	58	0.0106	58
ca-AstroPh	18772	198110	57	0.0024	0.0802	0.0137	0.0068	57	0.0286	57
ca-CondMat	23133	93497	26	0.001	0.0048	0.0083	0.0016	26	0.004	26
ca-GrQc	5242	14496	44	0.0002	0.0005	0.0018	0.0002	44	0.0011	44
ca-HepPh	12008	118521	239	0.0041	0.0138	0.016	0.0045	239	0.2589	239
ca-HepTh	9877	25998	32	0.0002	0.0007	0.0036	0.0001	32	0.0001	32
caidaRouterLevel	192244	609066	17	0.0672	0.2193	0.0784	0.0258	17	0.0723	15
coPapersCiteseer	434102	16036720	845	0.028	0.8812	1.8326	0.0501	845	16.2965	845
com-Youtube	1134890	2987624	17	2.467	10.6184	-	0.2301	16	0.3597	13
cond-mat-2003	31163	120029	25	0.0024	0.013	0.0104	0.0032	25	0.0054	25
cti	16840	48232	3	0.0283	0.0052	0.0048	0.0058	3	0.0014	3
hamming6-4	64	704	4	0.0018	0.0005	6.1989	0.0001	4	6.6042	4
johnson8-4-4	70	1855	14	0.6535	0.1582	0.0003	0.0005	14	0.0005	14
keller4	171	9435	11	10.8767	15.7847	-	0.0022	9	0.0027	9
loc-Brightkite	58228	214078	37	7.0798	2.9293	0.0271	0.0077	36	0.0155	31

Table 1: Comparing `cliquematch` performance on some benchmark graphs. $|V|$ and $|E|$ denote the number of nodes and edges in the graph. ω denotes the size of the maximum clique found. All the branch-and-bound methods agreed on the maximum clique size in every benchmark. t_{cm} , t_{fmc} , and t_{pmc} denote the time taken by `cliquematch`, FMC, and PMC respectively in the branch-and-bound search: the least time is in bold text. $w_{cm-heur}$, $t_{cm-heur}$ denote the size of clique and time taken by the heuristic method in `cliquematch`; and similarly for $w_{fmc-heur}$ and $t_{fmc-heur}$. A minus sign (-) indicates that the program returned an error without completing the calculation.

The benchmark graphs were obtained from the Stanford SNAP collection (Leskovec and Krevl, 2014), the University of Florida Sparse Matrix collection (Davis and Hu, 2011), and the DIMACS Challenges (Johnson and Trick, 1996, Bader et al., 2011). I thank the authors of FMC⁵ and PMC⁶ for making their source code publicly available.

I used gcc 7.5.0 to compile the programs at optimization level -O3. For `cliquematch` I set the BENCHMARKING flag to 1 before compilation. I compiled and tested the programs on a 64-bit Ubuntu 18.04 system with Intel(R) Core(TM) i5-4200U CPU @ 1.60GHz and 4GB RAM. The following command line parameters were used:

- `fmc -t 0 -p` was used to run the FMC branch-and-bound algorithm.
- `pmc -t 1 -r 1 -a 0 -h 0 -d` (single CPU thread, reduce wait time of 1 second, full algorithm, skip heuristic, search in descending order) was used to run the PMC branch-and-bound algorithm.
- `fmc -t 1` was used to run the FMC heuristic algorithm.
- A small python script similar to the code block in Subsection 1.1 was used to run the `cliquematch` algorithms.

⁵<http://cucis.ece.northwestern.edu/projects/MAXCLIQUE/download.html>

⁶<https://github.com/ryanrossi/pmc>