

DataCLUE: A Benchmark Suite for Data-centric NLP

Liang Xu, Jiacheng Liu*, Xiang Pan, Xiaojing Lu, Xiaofeng Hou

CLUE team

CLUE@CLUEbenchmarks.com

Abstract

Data-centric AI has recently proven to be more effective and high-performance, while traditional model-centric AI delivers fewer and fewer benefits. It emphasizes improving the quality of datasets to achieve better model performance. This field has significant potential because of its great practicability and getting more and more attention. However, we have not seen significant research progress in this field, especially in NLP. Therefore, we propose DataCLUE, which is the first Data-Centric benchmark applied in NLP field. We also provide three simple but effective baselines to foster research in this field (improve Macro-F1 up to 5.7% point). In addition, we conduct comprehensive experiments with human annotators and show the hardness of DataCLUE. Also, we try an advanced method: the forgetting informed bootstrapping label correction method. All the resources related to DataCLUE, including dataset, toolkit, leaderboard, and baselines, is available online.¹

1 Introduction

Existing works in AI are mostly model-centric and try to improve the performance through creating a new model. After years of development, we have many models that perform well in different tasks, such as BERT (Devlin et al., 2019) in natural language processing and ResNet (He et al., 2016) in computer vision. Furthermore, these models can be easily obtained from open-source websites such as GitHub. Although new models are proposed every day, many of these may not boost performance in a large margin or rarely be used (Dacrema et al., 2019; Lv et al., 2021). At the same time, a lot of practical experience in the industry shows that focusing on optimizing data instead of models can often achieve better results (Ng, 2021).

* Corresponding author. E-mail: liujiacheng@sjtu.edu.cn

¹<https://github.com/CLUEbenchmark/DataCLUE>

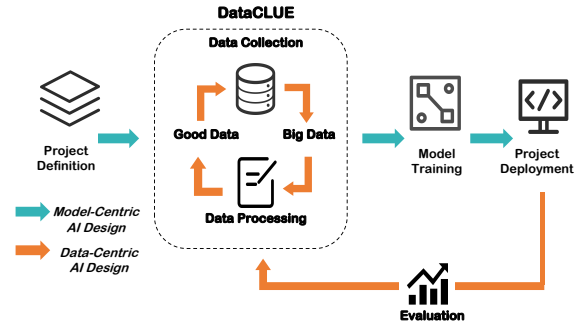


Figure 1: Overview of DataCLUE

The emerging field of Data-Centric Artificial Intelligence (AI) is expected to deliver a set of techniques for dataset optimization, thereby enabling models like deep neural networks to be effectively trained using smaller datasets. Although under the umbrella of data-centric AI, there are already many related researches that are developing independently, e.g., data augmentation (Wei and Zou, 2019), data cleaning (Tong et al., 2014) etc. However, this field still lacks some general benchmark tasks, which also severely restricts the further development of data-centric AI.

In this paper, we propose DataCLUE, a data-centric AI benchmark suite for data-centric NLP (Figure 1). DataCLUE is based on the CLUE benchmark (Xu et al., 2020) and combined with the typical characteristics of data-centric AI. It provide a general evaluation platform for data-centric AI. In DataCLUE, we select several representative tasks together with the evaluation metrics. We also provide an online leaderboard for researchers to submit and compare their results with others. To help more researchers get start with data-centric AI, we also provide several simple and effective baselines with open source code. Last but not least, we conduct comprehensive experiments to verify the effectiveness of these simple baselines. Meanwhile, we try to use human annotation and some

other STOA data curation methods in DataCLUE. The results show that tasks in DataCLUE are very challenging, and cannot be solved well by simply using manual annotation or existing methods.

In summary, our contribution is three-fold:

- We introduce DataCLUE, the first data-centric NLP benchmark suite. It provides a wide range of tasks from different domains.
- We propose three simple baselines, and conduct comprehensive experiments on them. The results show they are very effective that can beat expensive human annotators and one of the state-of-the-art data optimization method.
- We open-source the tasks, baselines, toolkit, and developed a public leaderboard, to help advance research in data-centric AI.

2 Related Work

2.1 Data-Centric AI

Data-centric AI proposes a new perspective on improving the performance of AI systems. It focuses on making the dataset better instead of spending much time in models (Ng, 2021). It has gained much attention recently, (Hajij et al., 2021) claims that data notion behind Data-Centric AI and we need a clear interest definition of the final task. Under the umbrella of methods in data-centric AI, there are many ways to improve the quality of datasets. In the collection phase, it’s a common practice to gather duplicate labels from different workers and aggregate them to get the accurate estimation (Zheng et al., 2017). Upon obtaining the dataset, a human-in-the-loop approach can be used to clean the data (Tong et al., 2014). During the learning procedure, there are also many approaches that can improve the data quality by augmenting the dataset with different transformations (Wei and Zou, 2019). There are also methods that train a model with noisy data and utilize the prediction results to find labeling errors (Li et al., 2019).

2.2 Related Benchmarks

As an emerging field, there are few works in benchmarking Data-centric AI, especially in the NLP domain. The most related one is the data-centric AI competition held by Andrew Ng (Ng et al., 2021) which is an image classification dataset. Besides, there are some model-centric benchmarks

such as the CLUE (Xu et al., 2020), GLUE (Wang et al., 2018). However, these benchmarks cannot be used to evaluate the performance of data-centric approaches.

3 DataCLUE Overview

3.1 Task Definition

Our tasks aim at evaluating methods that can improve the data set to boost the model’s performance. In these tasks, participants need to improve the data set under the task to improve the final performance of the model. They can modify the training set and validation set, re-split the training set and validation set, or add data by non-crawler methods. The modification can be done by algorithms or programs or in combination with manual methods. Finally, participants need to use the modified training set and validation set to train a fixed model, and evaluate the model on the public test set (or submit it to the leaderboard to get a ranking).

3.2 Task Building Process

Data-centric AI is more suitable for the industrial applications because it considers data quality issues that are common in real-world.

To this end, we collected and constructed several data sets that fit this situation. For data that has no noise, we use the following process to construct noise that conforms to the real-world. Firstly, we train a classification model with additional data to predict the probability distribution of labels for each data in the training set. Then, we randomly select 40% of the data and randomly use one of the following strategies to assign a new label.

- *Random Flip*. We uniformly randomly replace the label with one of the labels in the label list.
- *Hard Flip*. To construct hard noise data for DataCLUE, we use a model to predict the data, then for each data we define the top five most likely labels predicted by the model as **similar labels**. Then we randomly replace the label with the similar label.

After the above steps, we remove some easy data which can be identified by simple keywords or regularities to increase the task difficulty.

3.3 Characteristics of Task

In summary, the tasks in DataCLUE have the following characteristic,

Corpus	Train	Dev	Test Pub.	Test Pri.	Classes	Unlabeled	Task	Metric	Domain
CIC	10000	2000	2000	≥ 3000	118	14790	Intent Classification	Macro-F1	E-Commrce
IFLYTEK	12133	2599	2000	≥ 3000	119	10000	Short Text Classification	Macro-F1	App Descriptions
TNEWS	53360	10000	2000	≥ 3000	15	10000	Short Text Classification	Macro-F1	News Title

Table 1: Tasks description and statistics. Our experiments report on CIC. We are working on IFLYTEK and TNEWS.

- *Representative.* In order to truly reflect the characteristics of data in real applications. We choose the training and validation set so that they have a high proportion of noisy. E.g., for CIC more than 1/3 and 1/5 of the data in the training set and validation set may have the problem of labeling errors.
- *Challenging.* The data are diverse and unevenly distributed. There are more than 100 classes, and some classes are easy to be confused between each other. Meanwhile, the dataset is seriously unbalanced, making it more difficult to learn a good model.
- *Resource Friendly.* We set the model to be light weighted, so that the experimental cycle can be fast with common computing infrastructures. A single experiment in a GPU environment can be completed in about 4 minutes.
- *Academic Friendly.* We release a public test set so that participants can evaluate their results independently and replicate our experiments.

3.4 Dataset Description

At this time, we mainly focus on the classification task. We collected and processed three dataset, the description and statistics of them are listed in Table 1. We also plan to release more datasets in the near future.

We give some examples from CIC in Table 2.

```

1 from dckit.utils import read_datasets,
2                               random_split_data
3 from dckit.evaluate import evaluate
4
5 data = read_datasets()
6 # TODO do your transformation here.
7 data = example_transform(data)
8 random_split_data(data)
9 f1 = evaluate()
```

Listing 1: *dckit* usage example

3.5 DataCLUE Toolkit

In order to further simplify the process of researchers using DataCLUE, we developed the DataCLUE Toolkit (*dckit*). It contains the data reading, result generation, result validation and other functions. By using *dckit*, research can implement a new data-centric methods with very few lines of code. As an example, you can see Listing 1.

4 Baselines

Beside the DataCLUE benchmark, we propose several baseline methods from different perspectives. These methods aims to give a starting point for the newcomers, rather than achieve STOA. We broadly classify these methods into three groups based on the point they focus on, namely the label, data and label definition. All the baselines are also available in the DataCLUE repository.

4.1 Mislabeled Deletion (y)

The first strategy is target on the noisy labels. Just like most real-world datasets, the datasets in DataCLUE have high proportion of noise. It is very intuitive to think of using an algorithm to filter out potentially incorrect labels for correction or discard.

In this paper, we propose to use a pre-trained model that fine-tuned in DataCLUE to predict the label. Since we need to get the estimation of each data points, we introduce a cross-validation-based approach. Consider we have the original data as \mathbf{D} , we firstly split it into k part of each size, namely $\mathbf{D}_1, \mathbf{D}_2, \dots, \mathbf{D}_k$. Then, for each iteration i , we train a model with all the splits except for \mathbf{D}_i , and then use the model to predict the label probability of p . After cross-validation, the probability distribution predicted by the model is used to calculate entropy (representing the uncertainty of prediction). Namely, for data sample x the error probability is

CIC	<p>sentence: 你们一般情况发什么快递呢?</p> <p>sentence (en): <i>What kind of express do you usually send?</i></p> <p>label: 55 (买家咨询发什么快递)</p> <p>label(en): 55 (Buyers consult what courier to send)</p>
CIC	<p>sentence: 我想改地址和电话</p> <p>sentence (en): <i>I want to change my address and phone number.</i></p> <p>label: 49 (买家要求修改收件信息)</p> <p>label(en): 49 (The buyer requests to modify the receiving information)</p>
CIC	<p>sentence: 有现货的明天能发货吗</p> <p>sentence (en): <i>Can you deliver tomorrow if there is stock?</i></p> <p>label: 54 (买家咨询发货时间)</p> <p>label(en): 54 (The buyer inquires about the delivery time)</p>

Table 2: Development set examples from the task in DataCLUE. **Bold** text represents part of the example format for each task. Chinese text is part of the model input, and the corresponding text in *italics* is the English version translated from that.

calculate as,

$$e_x = \sum_{i=0}^k p_x^i \log p_x^i \quad (1)$$

where p_x^i is the predict probability for sample x belongs to class i .

Finally, the dataset will then be sorted and remove the samples most likely to be mislabeled.

4.2 Data Augmentation (x)

Then, we turn to optimizing the data (x). Consider the datasets in DataCLUE may not be sufficient for the classification of many classes. We adopt the commonly used data augmentation techniques (Wei and Zou, 2019). Specifically, we augment each data point by replacing synonym, random insert words and random delete words. This can effectively enhance the size of the dataset, which is very important for large model training.

4.3 Definition Augmentation (metadata)

Finally, we turn our attention to label definition. Since most NLP datasets have a definition about what this class is. We can use this label definition to create more data. We can assign label definition as a sentence for the dataset if it lacks label definition. In this paper, we consider apply the data augmentation techniques to the label definitions to get more concrete data. Intuitively, if an input sentence is closer to the definition of the label, the model is easier to learn from it.

5 Experiments

In this section we firstly describe the implementation details and then present the results of the different algorithms on the dataset.

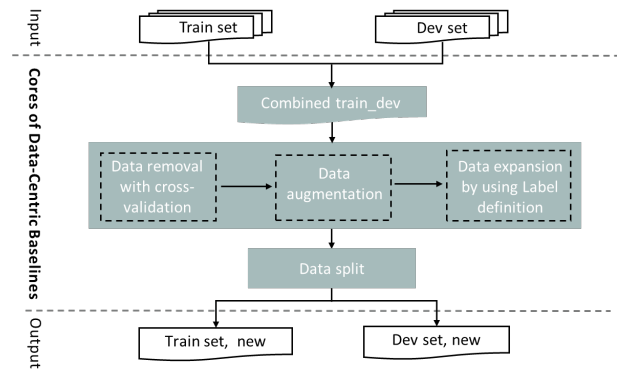


Figure 2: Training Procedure of the Baseline

5.1 Implementation Details

We now describe implementation details for each component in DataCLUE. For all the baselines, we firstly merge the training set and validation set. Then, we adopt the baseline methods as described in Section 4. Finally, we split the processed dataset into training set and validation set using stratified random splits. Check Figure 2 for more detail.

In the evaluation process, we use RoBERTa-3L-wwm (Cui et al., 2020)² as the default pre-training model. This is a three-layer model, which performance is close to the full-scale model and the training speed and efficiency are much better. As for the parameters, we set sequence length as 32, epoch as 15, batch-size as 64, and learning-rate as 2e-5. The results are calculated based on the public test set. As this is a unbalanced classification task, we use Marco-F1 as the primary evaluation metric.

²<https://github.com/ymcui/Chinese-BERT-wwm>

5.2 Experiment Results

In this subsection, we conduct experiments to analyze the performance of baseline methods in DataCLUE. We run all the experiments 5 times and report the average results.

Delete Num.	0	100	500	1000	2000
Marco-F1	72.78	73.32	72.52	73.29	69.41

Table 3: Analysis of Mislabeled Deletion.

5.2.1 Parameter analysis

Firstly, We analyzed the impact of the number of discarded samples on performance. The results are shown in Table 3. As we can see delete the mis-labeled data can improve the performance. Except for discarding the first 2000 data points with highest entropy, all the other parameters have gain different improvement. We believe this is because by discarding the most likely incorrectly labeled data, we can effectively improve the signal-to-noise ratio of the data set, thereby obtaining better performance. However, discarding too much data may affect the final training effect. From our experimental results, discarding the first 100 data is the best choice.

Aug. Num.	0	1	3	5	10
Marco-F1	72.78	73.88	74.62	73.63	66.94

Table 4: Analysis of Data Argumentation.

Then, we analyzed the impact of different degrees of data enhancement on the final performance. The results are shown in Table 4. Similarly, we can find that data enhancement methods can effectively improve the effect of the model. At the same time, doing too much data enhancement may bring adverse effects (such as ten times enhancement or even no enhancement). This is because excessive enhancement may result in the generation of many samples that deviate from the original intention, thereby affecting the performance of the model. From our experimental results, choosing triple enhancement can get the best performance.

Label Num.	None	1	10	50	100
Marco-F1	72.78	73.82	76.38	78.22	77.97

Table 5: Analysis of Definition Augmentation.

Finally, we analyzed the impact of using label definitions on performance in Table 5. Here, we use “None” to denote we do not use the label definitions. We can see that using label definitions can greatly improve model performance. By directly introducing label definitions, we can achieve an Macro-F1 of 73.82, which has tasted the best performance of deleting mislabeled data. Through label augmentation we can get a higher improvement, and finally reach 78.22 Macro-F1. The use of augmentation here also has a similar phenomenon to the previous one, that is, too much data augmentation is meaningless. According to our experiment, a 50-fold augmentation is an optimal choice.

Noisy Delete	Data Aug.	Label Aug.	Marco-F1
			72.78
✓			73.32(+0.54)
	✓		74.62(+1.84)
		✓	78.22(+5.44)
✓	✓		74.78(+2.00)
✓		✓	78.49(+5.71)
	✓	✓	75.82(+3.04)
✓	✓	✓	76.23(+3.45)

Table 6: Combination of different strategies.

5.2.2 Combination Analysis

In this part, we try to figure out if we can use these baseline methods together to get better performance. The results are shown in Table 6. Through this comparison, we can see that the combination of the three strategies can effectively improve the performance of the final model. Especially, the combination of noisy label delete and label aggregation can achieve the best performance of 0.7849. Besides, we find that the label augmentation and the data augmentation methods looks incompatible. This may due to the over-augmentation creates too much noise.

In summary, the three proposed baseline methods can achieve excellent performance in Data-centric AI applications. In the following parts, we will analyze the performance of other methods to show the effectiveness of this simple baselines.

6 Label Correction Methods

In this section, we discussed the effectiveness of human additional annotation and a label correction method based on the distribution of the forgetting event.

6.1 Human-in-the-loop Pipeline

Using human to annotate or verify data in the data-centric AI pipeline is thought to be an effective method. In this section, we try to figure out the effectiveness of this method in DataCLUE.

6.1.1 Annotation Settings

We use a commercial annotation service to conduct experiments in this section. The overall annotation procedure includes three steps,

- Firstly, the expert annotators will conduct trial labeling, combined with a small number of samples and label definition files to understand the difficulty and completion of labeling tasks and labeling. We also set the requirement that human annotation accuracy must be above 0.92.
- Secondly, the company will estimate the annotation price and the completion time according to the performance on the trial labeling task. In our experiments the cost of labeling a single data sample is ¥0.35 (or \$0.06). And the completion time of the labeling task (consists 2000 data points) is 10 hours.
- Finally, the expert annotators will instruct the annotators. The annotators will also need time to become familiar with the definition of labels and learn during the annotation process. After labeling, expert annotators will re-inspection the task using spot-check. When the results meet the requirements of desired accuracy, the labeled data will be sent to us.

Using this standardized labeling process can ensure that we obtain high-quality labels and objectively measure the cost.

6.1.2 Annotation in DataCLUE

We use two kinds of annotation strategies in this subsection to verify the effectiveness of incorporating human in data-centric pipeline.

Random Annotation. Firstly, in order to verify whether the direct use of human annotators to clean a part of the data can effectively improve the performance of the model. We randomly selected 2000 data samples from the data set, and then sent them to the annotation company for labeling according to the scheme described in section 6.1.1. Once the labeling is complete, we use the cleaned data to train a new model and measure its Macro-F1 score.

Selective Annotation. Since in the baseline method we obtain an estimate of the probability of labeling error. Here we select the 2000 data samples that are most likely to be wrong and give them to the annotator for cleaning. Then evaluate the performance of the obtained data set.

Method	Macro-F1
Baseline	72.78
Random Annotation	72.65(-0.13)
Selective Annotation	74.06(+1.28)
Selective Annotation + Label info.	78.36(+5.58)

Table 7: Analysis of Human-in-the-loop pipeline.

The results of these two strategies is reported in Table 7. As we can see random annotation seems not perform well, the Macro-F1 score is slightly worse than the baseline. This may be because the random annotation does not actually correct enough wrong samples, and the correction process may cause problems such as the imbalance of the data set to be further enhanced. We will also explore this phenomenon in further work.

As for the selective annotation, it can get an improvement of 1.28 percent over baseline with the cost of ¥700 (or \$120). This indicates that the baseline method is able to efficiently find the most likely wrong labels. But simply using the human to annotate data seems not as effective as expected. To reinforce this, we also add label information in the dataset after the selective annotation. This strategy can achieve a good result of 78.36 which is much better than using label information in the raw dataset (73.82, Analysis of Label Definition Augmentation in Table 5), which indicates that adding human in the pipeline is a promising approach.

These result also shows that the DataCLUE dataset is a very challenging dataset. Relying solely on manual cleaning is not only costly, but also difficult to obtain good results (it does not exceed our baselines above). Therefore, it is very necessary to explore more and more effective methods based on DataCLUE.

6.2 Training-Dynamic-Informed Label Correction

Research has shown that there is an obvious forgetting event distribution difference between the noisy label data and the correct label data (Toneva et al., 2018). The forgetting is defined as the prediction error after first time correct prediction. Inspired the

ID	Text	Original Label	Corrected Label
60	这个是几斤 (How many catties is this)	买家咨询活动规则 (Buyer consultation activity rules)	买家咨询商品重量 (Buyers inquire about product weight)
353	还有88折活动吗 (Is 12% discount still available)	买家咨询活动规则 (Buyer inquire activity rules)	买家咨询是否有活动 (Buyers inquire whether there are activities)
654	是发红包还是返回支付宝 (Is it paid by red envelope or return to Alipay)	买家咨询返现方式 (Buyer inquire cash back method)	买家咨询退款去向 (Buyer inquire about the whereabouts of refunds)
962	新疆喀什市发不发 (Can it deliver to Kashgar, Xinjiang?)	买家咨询是否可以指定快递 (Buyers inquire whether express delivery can be specified)	买家咨询偏远地区是否发货 (Buyers inquire whether they can deliver goods in remote areas)
1090	亲, 地址可能发错了 (The address may be wrong)	买家表示商家发错地址 (The buyer said the merchant sent the wrong address)	买家要求修改收件信息 (The buyer requested to modify the receiving address)

Table 8: Label Correction Example on Baseline

observation of such training dynamics, we use the following method to correct the training data.

1. Training-Dynamic We record the prediction results at each epoch. We statistics the forgetting numbers of baseline model in Figure 3.

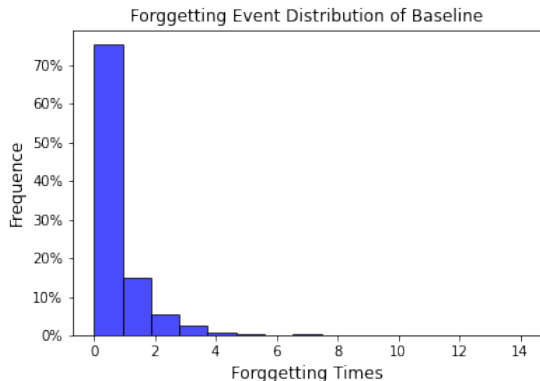


Figure 3: Forgetting Event Distribution of Baseline

Those high forgetting examples will be more likely to be mislabeled. We can use the forgetting times to filter those high-probability mislabelled data and use the most time jump targets as the corrected label.

2. Bootstrapping Label Correction Bootstrapping is widely used in training of noise-robust model (Reed et al., 2015; Wang et al., 2021). With the correction or delectation of the high-probability mislabelled data, we will get a more accurate dataset and corresponding model, thus we can use the corrected dataset trained model to make predictions and correction.

When to Stop Bootstrapping? We merged the training and validation set for label correction, and give the performance on test public. We give our

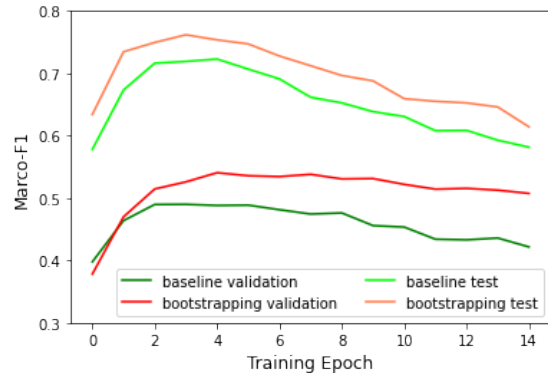


Figure 4: Validation and Test Performance Gap in bootstrapping iteration 3 and baseline

label correction example in table 8, which shows both accurate correction and wrong correction. In practical environment, we may do not have a high-quality subset to tune hyperparameters and bootstrapping iteration numbers, Figure 4 illustrates the problem behind such label correction method.

Correct or Delete? We can delete or correct the suspicious high forgetting times examples. We have some empirical observations: For first few epochs, correction have better performance than deletion. After several epochs, there are still some examples with high forgetting times, which can be caused by similar label definition, correction help less in this case. After 3 epochs bootstrapping correction, the performance does not increase.

From another perspective, those high forgetting training examples can also be hard examples or challenge examples, simply deleting them may lead to high information loss. We notice that correction almost gets better performance than simple deletion. How to classify those hard examples and

noisy examples is an open question.

3. Label Correction Evaluation We get 75.35 Marco-F1 score after bootstrapping 3 epochs. Actually, we notice a forgetting event distribution change after label correction, how to set and change the correction threshold for forgetting event times is an interesting question. The label correction method does not achieve better performance than label argumentation, which indicates that our baseline is a strong baseline and the benchmark task is challenging.

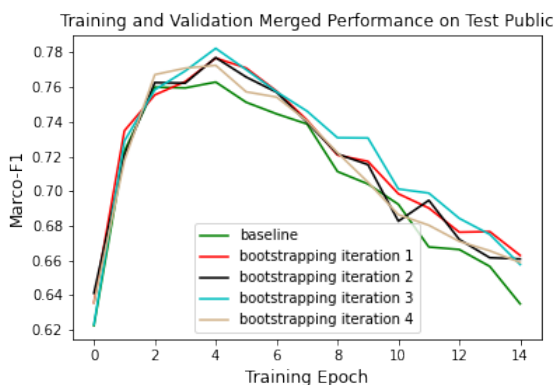


Figure 5: Merged Training Performance on Test Public, which shows more bootstrapping iterations do not provide better performance.

6.3 Discussions

We notice that DataCLUE is a challenging dataset and human annotation does not provide much gain of performance as we originally expected. In the label correction method, there are some open questions including correcting or deleting the probability of misleading labels, how to build the validation set, and evaluating the correction method. Based on our exploration method, we discuss and give some empirical observations to those questions. These open questions give further research questions based on such benchmark and can improve the Data-Centric AI area.

7 Conclusions

In this paper, we introduce DataCLUE, a benchmark and baseline for data-centric NLP. We also use three strategies to improve data quality and conduct several experimental analyses. Experiment results show that these strategies are simple and effective, they can achieve better performance than expensive manual label cleaning. Meanwhile, we find the combination of different strategies do not

always get improvement compared to a single strategy. It will be interesting to conduct more experiments to analyze this phenomenon. We will also add more tasks and baseline methods to make DataCLUE more comprehensive. We hope that our work can promote the development of data-centric approaches in the NLP field.

References

- Yiming Cui, Wanxiang Che, Ting Liu, Bing Qin, Shijin Wang, and Guoping Hu. 2020. [Revisiting pre-trained models for Chinese natural language processing](#). In *Findings of the Association for Computational Linguistics: EMNLP 2020*, pages 657–668, Online. Association for Computational Linguistics.
- Maurizio Ferrari Dacrema, Paolo Cremonesi, and Dietmar Jannach. 2019. Are we really making much progress? a worrying analysis of recent neural recommendation approaches. In *Proceedings of the 13th ACM Conference on Recommender Systems*, pages 101–109.
- Jacob Devlin, Ming-Wei Chang, Kenton Lee, and Kristina Toutanova. 2019. [BERT: Pre-training of deep bidirectional transformers for language understanding](#). In *Proceedings of the 2019 Conference of the North American Chapter of the Association for Computational Linguistics: Human Language Technologies, Volume 1 (Long and Short Papers)*, pages 4171–4186, Minneapolis, Minnesota. Association for Computational Linguistics.
- Mustafa Hajj, Ghada Zamzmi, Karthikeyan Natheesan Ramamurthy, and Aldo Guzman Saenz. 2021. [Data-Centric AI Requires Rethinking Data Notion](#). *arXiv:2110.02491 [cs, math, stat]*.
- Kaiming He, Xiangyu Zhang, Shaoqing Ren, and Jian Sun. 2016. Deep residual learning for image recognition. In *Proceedings of the IEEE conference on computer vision and pattern recognition*, pages 770–778.
- Junnan Li, Yongkang Wong, Qi Zhao, and M. Kankanhalli. 2019. Learning to learn from noisy labeled data. *2019 IEEE/CVF Conference on Computer Vision and Pattern Recognition (CVPR)*, pages 5046–5054.
- Qingsong Lv, Ming Ding, Qiang Liu, Yuxiang Chen, Wenzheng Feng, Siming He, Chang Zhou, Jianguo Jiang, Yuxiao Dong, and Jie Tang. 2021. Are we really making much progress? revisiting, benchmarking, and refining heterogeneous graph neural networks.
- Andrew Ng. 2021. Mlops: From model-centric to data-centric ai. <https://www.deeplearning.ai/wp-content/uploads/2021/06/MLOps-From-Model-centric-to-Data-centric-AI.pdf>.

- Andrew Ng, Dillon Laird, and Lynn He. 2021. Data-centric ai competition. <https://https-deeplearning-ai.github.io/data-centric-comp/>.
- Scott Reed, Honglak Lee, Dragomir Anguelov, Christian Szegedy, Dumitru Erhan, and Andrew Rabinovich. 2015. Training Deep Neural Networks on Noisy Labels with Bootstrapping. *arXiv:1412.6596 [cs]*.
- Mariya Toneva, Alessandro Sordoni, Remi Tachet des Combes, Adam Trischler, Yoshua Bengio, and Geoffrey J Gordon. 2018. An empirical study of example forgetting during deep neural network learning. In *International Conference on Learning Representations*.
- Yongxin Tong, Caleb Chen Cao, Chen Jason Zhang, Yatao Li, and Lei Chen. 2014. Crowdcleaner: Data cleaning for multi-version data on the web via crowdsourcing. *2014 IEEE 30th International Conference on Data Engineering*, pages 1182–1185.
- Alex Wang, Amanpreet Singh, Julian Michael, Felix Hill, Omer Levy, and Samuel Bowman. 2018. GLUE: A multi-task benchmark and analysis platform for natural language understanding. In *Proceedings of the 2018 EMNLP Workshop BlackboxNLP: Analyzing and Interpreting Neural Networks for NLP*, pages 353–355, Brussels, Belgium. Association for Computational Linguistics.
- Xinshao Wang, Yang Hua, Elyor Kodirov, David A. Clifton, and Neil M. Robertson. 2021. ProSelfLC: Progressive Self Label Correction for Training Robust Deep Neural Networks. In *2021 IEEE/CVF Conference on Computer Vision and Pattern Recognition (CVPR)*, pages 752–761, Nashville, TN, USA. IEEE.
- Jason Wei and Kai Zou. 2019. EDA: Easy data augmentation techniques for boosting performance on text classification tasks. In *Proceedings of the 2019 Conference on Empirical Methods in Natural Language Processing and the 9th International Joint Conference on Natural Language Processing (EMNLP-IJCNLP)*, pages 6382–6388, Hong Kong, China. Association for Computational Linguistics.
- Liang Xu, Hai Hu, Xuanwei Zhang, Lu Li, Chenjie Cao, Yudong Li, Yechen Xu, Kai Sun, Dian Yu, Cong Yu, Yin Tian, Qianqian Dong, Weitang Liu, Bo Shi, Yiming Cui, Junyi Li, Jun Zeng, Rongzhao Wang, Weijian Xie, Yanting Li, Yina Patterson, Zuoyu Tian, Yiwen Zhang, He Zhou, Shaowei Hua Liu, Zhe Zhao, Qipeng Zhao, Cong Yue, Xinrui Zhang, Zhengliang Yang, Kyle Richardson, and Zhenzhong Lan. 2020. CLUE: A Chinese language understanding evaluation benchmark. In *Proceedings of the 28th International Conference on Computational Linguistics*, pages 4762–4772, Barcelona, Spain (Online). International Committee on Computational Linguistics.
- Yudian Zheng, Guoliang Li, Yuanbing Li, Caihua Shan, and Reynold Cheng. 2017. Truth inference in crowdsourcing: Is the problem solved? *Proc. VLDB Endow.*, 10:541–552.

A Other Implementations

In this section we introduce some other methods for DataCLUE.

A.1 Model Integration Detection: Label Correction Using Cross Validation of Integrated Model

Motivation. We hypothesis the machine learning model has a certain fault tolerance rate. Then, we propose to train multiple model and use their voting to find the wrong label. Therefore, to save human resources, we can directly screened and replaced some of the labels in the dataset using labels predicted by the models.

Methodology. We use a similar training procedure as in Section 4.1, but in each fold we run several model with different seeds. After the training, the prediction results of data sets under different seeds will be obtained. Next, we select the data with prediction results consistent under different seeds but inconsistent with the original label. Then, we select a batch of data (2k+) with high confidence through the threshold. After observation, we found that these data are likely to be mislabeled data. Finally, we modify the original label of the data to the label predicted by the model to obtain a new data set.

Method	Macro-F1
Baseline	72.78
Cross-Validation Label Correction	75.40(2.62+)

Table 9: Analysis of Label Correction by Model using Cross Validation.

Results. We conduct experiments with the described method, the results are reported in Table 9. The results show that it is possible to detect mislabeled data and correct those labels. Using this simple but effective method it improves from baseline in a large margin (2.62 percent).