

α knockout reaction as a new probe for α formation in α -decay nuclei

Kazuki Yoshida^{1,*} and Junki Tanaka²

¹*Advanced Science Research Center, Japan Atomic Energy Agency, Tokai, Ibaraki 319-1195, Japan*

²*RIKEN Nishina Center for Accelerator-Based Science, 2-1 Hirosawa, Wako 351-0198, Japan*

(Dated: July 26, 2022)

Background: The α -decay phenomenon has been studied for more than a century. Its mechanism is simply explained by two factors, the α formation probability and the penetration process through the potential barrier.

Purpose: As an alternative to the α -decay lifetime measurement, we propose the proton-induced α knockout reaction, $(p,p\alpha)$, as a new probe for the surface α formation probability of α -decay nuclei.

Method: The $^{210,212}\text{Po}(p,p\alpha)^{206,208}\text{Pb}$ reaction is described by the distorted-wave impulse approximation framework.

Results: It is shown that the $^{212}\text{Po}/^{210}\text{Po}$ ratio of the α knockout cross sections agrees with that of the surface α formation probabilities determined by lifetime measurements.

Conclusions: It was confirmed that the $(p,p\alpha)$ reaction cross sections correspond to the α formation probability of the nuclear surface. The result implies that the $(p,p\alpha)$ cross section is a direct probe for the surface α formation probability, which is an essential quantity for complete understanding of the α -decay phenomenon.

PACS numbers: 24.10.Eq, 25.40.-h, 21.60.Gx

I. INTRODUCTION

α decay, the emission of ^4He nuclei, was discovered by Rutherford [1, 2], and theoretically explained by Gamow [3]. According to the theory, intra-nuclear preformed α particles are released out of the nucleus at a certain half-life due to the quantum tunneling effect. However, from the viewpoint of nuclear structure theory, it is still challenging to quantitatively describe the α amplitude from nucleon degrees of freedom.

The α -decay width Γ_α is given by a product of the penetrability of the Coulomb barrier P and the reduced width γ^2 [4, 5]:

$$\Gamma_\alpha = 2P\gamma^2. \quad (1)$$

See also Eqs. (2) and (3). The reduced width is the probability of the α cluster formation on the nuclear surface. Currently, the reduced width (the number of preformed α particles) is estimated for a wide range of atomic nuclei from the α -decay half-life measurements and estimated penetrabilities [6, 7] (see also Fig. 5 and the experimental data [8] therein). However, it is easy to imagine that the actual structure of heavy nuclei is rather complicated. Theoretical estimations of the reduced width are model dependent, and their products with the penetrability are constrained by half-life measurements. In theoretical α -decay researches, it has long been pointed out that α -core two-body description in which α particles have certain amplitude inside the nucleus are inconsistent with the saturation of the nucleus, and a wave function with amplitude only on the nucleus surface was suggested [9]. The same property is also shown by the calculation of

the density distribution of α particles on the tin isotope surface by density functional theory [10]. In the light mass region, theoretical studies of α clusters based on the nucleon degrees of freedom also showed that α amplitude in the internal region is suppressed and locally has a peak on the surface due to the antisymmetrization between nucleons. See Refs. [11, 12] for recent results of the α amplitude of ^{16}O and ^{20}Ne for example. Such α amplitude is shown to give a consistent $(p,p\alpha)$ knockout cross section with existing data [13]. In the mass region heavier than the lead nucleus, the reduced widths of isotopes rapidly increase on the neutron excess side at the neutron magic number 126. For example, ^{212}Po is composed of α particles and a double closed shell of ^{208}Pb , and its reduced width is 10.6 times larger than that of ^{210}Po [6], which has only two fewer neutrons (see also Fig. 5).

Besides the α -decay measurements, attempts from direct reaction approaches have been made to probe the α formation amplitude directly. Transfer reactions such as α -particle pickup reaction [14] and stripping reaction [15] have been used as alternative probes for measuring the surface α -particle formation probability. Although these reactions are peripheral and suitable to probe the α amplitude on the nuclear surface, they are not free from the Coulomb barrier due to its relatively low reaction energies. Although a low energy beam is required to satisfy the momentum matching in the transfer reaction, the channel coupling may play some roles at such reaction energy region, and extraction of the α amplitude by theoretical reaction analysis will be complicated. A recent experimental study has shown that the α knockout reaction, which knocks out α particles with high-energy protons, is useful to observe the α formation in medium and heavy nuclear regions [16]. The α particle is emitted from a nucleus less affected by the Coulomb barrier because the high-energy proton knocks out the α parti-

* yoshida.kazuki@jaea.go.jp

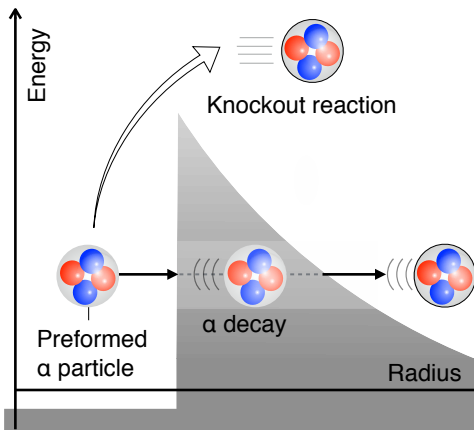


FIG. 1. Contrast between α decay and knockout reaction. The preformed α particle is tunneling through a Coulomb barrier in the decay process, while the kinetic energy beyond the Coulomb barrier is instantly given to the α particle in the knockout reaction and jumps over the barrier.

cle far above the Coulomb barrier with large energy and momentum transfer. It is also shown that the reaction is less affected by the internal nuclear structure because of the surface sensitivity of the reaction [17]. Figure 1 shows the contrast between α decay and α knockout reaction. It illustrates that the number of α particles is evaluated from a completely different kinematics. The α particle emitted by the knockout reaction gets over the Coulomb barrier and is less affected by its structure. When this method is applied to α -decay nuclei, it is necessary to connect the measured cross section and the number of preformed α particles using the reaction theory. Because $(p,p\alpha)$ data of heavy nuclei are very limited, this paper assumes the number of preformed α particles, the wave functions, from α -decay studies on $^{210,212}\text{Po}$. The reaction theory provides the relation between cross section and the number of preformed α particles. The knockout cross sections of $^{210,212}\text{Po}(p,p\alpha)$ are predicted using the wave functions.

In actual measurements, the reverse process gives the number of preformed α particles from the observables of the α knockout reaction.

II. THEORETICAL FRAMEWORK

Based on the R -matrix theory of the cluster decay process, the α -decay half-life $T_{1/2}$ and the decay width Γ_α are determined by the penetrability P and the reduced

width γ^2 [4, 5]:

$$\begin{aligned}\Gamma_\alpha &= 2P(R) \times \gamma^2(R) \\ &= 2 \frac{kR}{|H_l^+(\chi, \rho)|^2} \times \frac{\hbar^2}{2\mu R} |RF(R)|^2 \\ &= \left| \frac{RF(R)}{H_l^+(\chi, \rho)} \right|^2 \frac{\hbar^2 k}{\mu},\end{aligned}\quad (2)$$

$$T_{1/2} = \frac{\hbar \ln 2}{\Gamma_\alpha} \approx \frac{\ln 2}{\nu} \left| \frac{H_l^+(\chi, \rho)}{RF(R)} \right|^2, \quad (3)$$

where k and $\nu = \hbar k/\mu$ are the outgoing wave number and velocity of the emitted α , respectively, $RF(R)$ is the surface α formation amplitude (α reduced width amplitude) at the radius R of the nuclear surface. H_l^+ is the Coulomb-Hankel function with an angular momentum l . Its arguments ρ and χ are defined in the usual manner; see Ref. [18] for details. Following the prior researches of the α knockout reaction, the distorted wave impulse approximation framework (DWIA) is employed to describe the $\text{Po}(p,p\alpha)\text{Pb}$ cross section. Details of the theoretical framework can be found in Refs. [13, 17, 19–22]. Since the DWIA descriptions of the $(p,p\alpha)$ and (p,pN) reactions are essentially the same, it will be also helpful to refer to the DWIA description of the (p,pN) reaction in Sec. 3 of a recent review article [23].

Leaving the details to the above-mentioned references, the DWIA framework for this study is briefly introduced as follows. The incident and emitted protons are labeled as particles 0 and 1, respectively. The momentum (wave number) and its solid angle and the total energy of particle $i = 0, 1, \alpha$ are denoted by \mathbf{K}_i , Ω_i , E_i , respectively. The triple differential cross section (TDX) of the $A(p,p\alpha)B$ reaction is given by

$$\begin{aligned}\frac{d^3\sigma}{dE_1^A d\Omega_1^A d\Omega_\alpha^A} &= F_{\text{kin}}^A \frac{E_1 E_2 E_B}{E_1^A E_2^A E_B^A} \frac{(2\pi)^4}{\hbar v_\alpha} \frac{1}{2l+1} \\ &\times \frac{(2\pi\hbar^2)^2}{\mu_{p\alpha}} \frac{d\sigma_{p\alpha}}{d\Omega_{p\alpha}} |\bar{T}|^2.\end{aligned}\quad (4)$$

The total energy of the emitted proton and the emission directions of the proton and α are denoted by E_1^A , Ω_1^A , and Ω_2^A , respectively. Note that the $\text{Po}(p,p\alpha)\text{Pb}$ reaction in inverse kinematics is considered in this study; the Po beam is bombarded on the proton target. Quantities with (without) superscript A are evaluated in the projectile rest frame (center-of-mass frame). v_α is the relative velocity of p and $^{210,212}\text{Po}$ in the initial state, and $\mu_{p\alpha}$ is the reduced mass of these particles. l is the orbital angular momentum of the α -Pb cluster state; $l = 0$ is assumed in this study. The kinematical factor F_{kin}^A is

defined by

$$F_{\text{kin}}^A = \frac{E_1^A K_1^A E_2^A K_2^A}{(\hbar c)^4} \times \left[1 + \frac{E_2^A}{E_B^A} + \frac{E_2^A}{E_B^A} \frac{(\mathbf{K}_1^A - \mathbf{K}_0^A - \mathbf{K}_A^A) \cdot \mathbf{K}_2^A}{(K_2^A)^2} \right]^{-1}. \quad (5)$$

Note that $\mathbf{K}_A^A = 0$ in this case. $d\sigma_{p\alpha}/d\Omega_{p\alpha}$ is the p - α differential cross section. The reduced transition matrix \bar{T} is given by

$$\bar{T} = \int \bar{\chi}(\mathbf{R}) F(\mathbf{R}) d\mathbf{R}, \quad (6)$$

$$\bar{\chi}(\mathbf{R}) \equiv \chi_1^{*(-)}(\mathbf{R}) \chi_\alpha^{*(-)}(\mathbf{R}) \chi_0^{(+)}(\mathbf{R}) e^{-\mathbf{K}_0 \cdot \mathbf{R} A_\alpha / A}, \quad (7)$$

where χ_i ($i = 0, 1, \alpha$) are the distorted waves between p -A, p -B, α -B, respectively. A_α and A are the mass numbers of α and $^{210,212}\text{Po}$. The α cluster wave function of α -B system is denoted by $F(\mathbf{R})$, and its radial part is the α formation amplitude $F(R)$. It should be noted here that the α spectroscopic factor (S_α) is implicitly taken into account in the squared norm of $F(\mathbf{R})$ in the present formalism.

The transition matrix density (TMD) [23] is a good measure of the peripherality of the reaction. It is defined by

$$\delta(R) = \bar{T}^* \int \bar{\chi}(\mathbf{R}) F(\mathbf{R}) R^2 d\hat{\mathbf{R}}. \quad (8)$$

Equations (6) and (8) lead to

$$\int \text{Re}[\delta(R)] dR = |\bar{T}|^2. \quad (9)$$

Therefore, $\text{Re}[\delta(R)]$ can be regarded as a radial distribution of the $|\bar{T}|^2$ and therefore the cross section. This quantity is discussed in Sec. III B to investigate the peripherality of the reaction.

Considering the experimental setup in the inverse kinematics, the momentum distribution of the residue B is discussed in the following. It is obtained from TDX as

$$\frac{d\sigma}{d\mathbf{K}_B^A} = \int \delta(E_f - E_i) \delta(\mathbf{K}_f - \mathbf{K}_i) \times \frac{d^3\sigma}{dE_1^A d\Omega_1^A d\Omega_\alpha^A} d\mathbf{K}_1^A d\mathbf{K}_\alpha^A. \quad (10)$$

Two δ functions are inserted to ensure the energy and momentum conservation. The one-dimensional longitudinal momentum distribution (LMD) is then defined by

$$\frac{d\sigma}{dK_{Bz}^A} = 2\pi \int \frac{d\sigma}{d\mathbf{K}_B^A} K_{Bb}^A dK_{Bb}^A. \quad (11)$$

The axial distance and axial coordinate of \mathbf{K}_B^A in the cylindrical coordinates are denoted by K_{Bb}^A and K_{Bz}^A , respectively. The total cross section σ is obtained by integrating Eq. (11) over K_{Bz}^A .

III. RESULT AND DISCUSSION

A. Numerical inputs

$^{210,212}\text{Po}$ beams at 200 MeV/nucleon are considered in this study. The global optical potential parametrization of the proton-nucleus scattering by Koning and Delaroche [24] is adopted to describe the p -A and p -B distorted waves. For the α -B distorted wave, optical potential proposed by Avrigeanu, Hodgson, and Avrigeanu [25] is employed. This is an extension to lower energies of the former work by Nolte *et al.* [26]. The Melbourne g -matrix NN interaction [27] is applied to the folding model [28] to obtain the p - α effective interaction. Using this effective interaction, $d\sigma_{p\alpha}/d\Omega_{p\alpha}$ at required p - α scattering energy and angle are calculated in the DWIA calculations.

Regarding the α - $^{206,208}\text{Pb}$ cluster wave function, we employ the α -formation amplitude by Qi [29] shown in Fig. 2(a). This wave functions has locally peaked amplitude on the surface and suppressed amplitude inside. These amplitudes are proposed to investigate the sudden and significant suppression of the α formation and decay width of ^{210}Po compared to ^{212}Po due to $N = 126$ magicity.

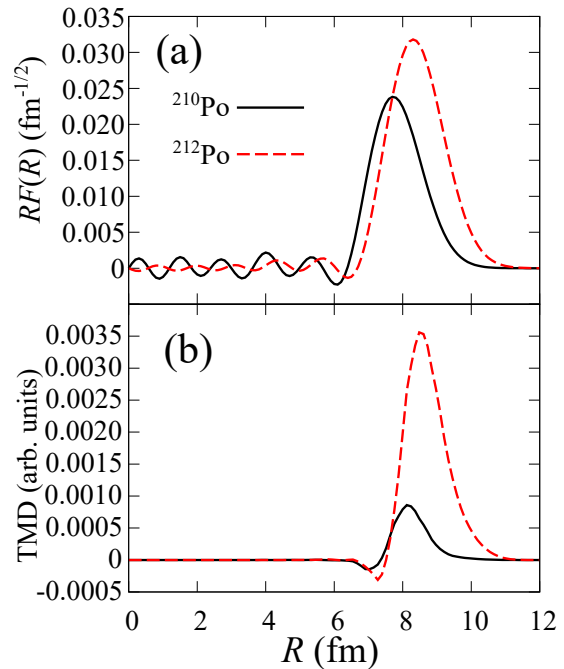


FIG. 2. (a) α - $^{206,208}\text{Pb}$ amplitude of $^{210,212}\text{Po}$ taken from Fig. 3 of Ref. [29]. (b) TMD of $^{210,212}\text{Po}(p,p\alpha)^{206,208}\text{Pb}$ reaction given in arbitrary units.

The reaction kinematics is fixed as follows to realize the recoil-less condition, i.e., the residue is at rest in the Po rest frame. The reaction is coplanar, $\phi_1^A = 0^\circ$ and $\phi_\alpha^A = 180^\circ$. The emission angle of p is fixed at $\theta_1^A = 114.0^\circ$ for both ^{210}Po and ^{212}Po cases. As for the emitted α , $\theta_\alpha^A = 130.0^\circ$ and 129.6° for ^{210}Po and ^{212}Po

TABLE I. The α spectroscopic factors S_α , surface α formation probabilities $|RF(R)|^2$ at $R = 9.0$ fm, peak values of TDXs, LMDs, and the total cross sections of $^{210,212}\text{Po}(p,p\alpha)^{206,208}\text{Pb}$. Cross sections are given in units of pb/(MeV sr²), pb/(MeV/c), and mb, respectively.

| | ^{210}Po | ^{212}Po | $^{212}\text{Po}/^{210}\text{Po}$ |
|-------------|-----------------------|-----------------------|-----------------------------------|
| S_α | 7.63×10^{-4} | 1.46×10^{-3} | 1.92 |
| $ RF(R) ^2$ | 5.20×10^{-5} | 5.28×10^{-4} | 10.2 |
| TDX | 0.069 | 0.605 | 8.79 |
| LMD | 0.104 | 1.264 | 12.2 |
| total | 0.0306 | 0.3644 | 11.9 |

cases, respectively. The proton emission energy T_1^A is explicitly varied around $T_1^A = 140$ MeV and the others are determined by the conservation law. Note that these quantities are given in the projectile (Po) rest frame.

B. $\text{Po}(p,p\alpha)\text{Pb}$ cross section

As shown in Fig. 2(a), only a two-neutron-number difference in Po significantly pushes the α amplitude outwards due to the $N = 82$ magicity. Such difference is magnified in TDXs of $^{210,212}\text{Po}(p,p\alpha)^{206,208}\text{Pb}$ as shown in Fig. 3; The ratio of their peak heights is 8.79, which

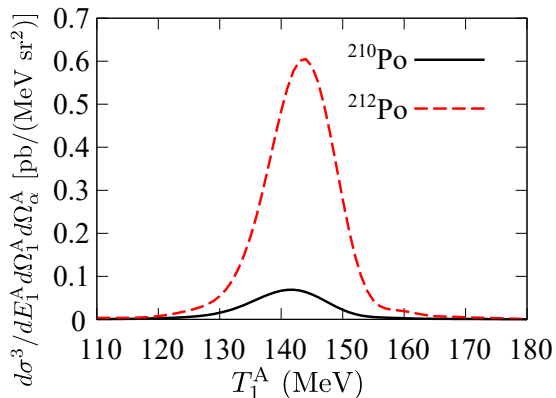


FIG. 3. Proton emission energy distributions of the TDXs in $^{210,212}\text{Po}(p,p\alpha)^{206,208}\text{Pb}$ reactions.

is much larger than the ratio of their S_α , 1.92. They are tabulated in Table I together with the LMD peak heights and the total cross sections. Because of the surface sensitivity, the $(p,p\alpha)$ reaction probes the surface α formation probability instead of the whole region (S_α). It is also confirmed by TMDs of the reaction at the recoilless condition, as shown in Fig. 2(b). The α amplitude for $R \lesssim 8$ fm is strongly suppressed by the absorption effect and does not contribute to the cross section.

The LMDs of $^{210,212}\text{Po}(p,p\alpha)^{206,208}\text{Pb}$ are shown in Fig. 4. Their peak heights are 1.264 and 0.104 pb/(MeV/c), and their integrated values are 0.364 and 0.031 μb , respectively. As tabulated in Table I, the $^{212}\text{Po}/^{210}\text{Po}$ ratios of the LMD peak height and the total

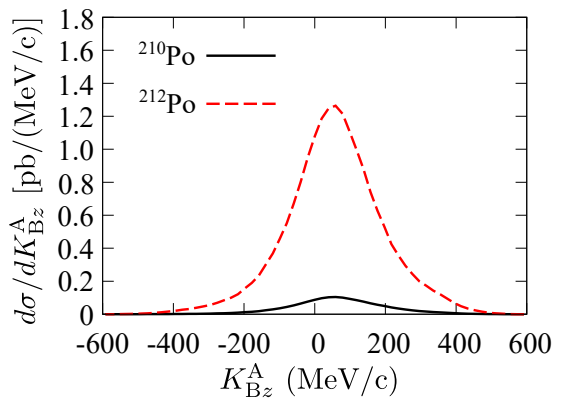


FIG. 4. Longitudinal momentum distributions of the residues in $^{210,212}\text{Po}(p,p\alpha)^{206,208}\text{Pb}$ reactions.

cross section agree well; they are 12.2 and 11.9, respectively. These values are in good agreement with the ratio of the surface α formation probability from the structure theory [Ref. [29] and Fig. 2(a)], 10.2. The shapes of the LMDs are asymmetric, and the peak positions are off from the center ($K_{Bz}^A = 0$ MeV/c) to the positive side. It is due to the strong Coulomb interaction between Pb and α in the final state. Because the momentum of the emitted α in the projectile rest frame has a negative z component, i.e., $K_{\alpha z}^A < 0$, the repulsive Coulomb force accelerates the residue to the positive z direction. Note the different behavior from the knockout reactions in the region of light to medium mass nuclei. See Fig. 3 of Ref. [30] and Fig. 2 of [31] for examples of experimental data. In the light mass region, it has been pointed out in Ref. [32] that the reasons for the asymmetric shape in LMDs are the phase volume effect and the distortion in scattering waves. In short, the former is because of less possibility of satisfying the energy and momentum conservation on the positive side of LMD. The latter is due to the final state attractive interaction between the residue and the emitted particles. In the present case, the repulsive Coulomb force overwhelms the attractive nuclear forces and the phase volume effect due to its large $(Z_A - 2)Z_\alpha$ values.

As shown in Eq. (3), the surface α formation probability $|RF(R)|^2$ is relevant to α -decay lifetime. Its isotopic trend among the polonium isotopes is extracted from the systematic half-life measurements [8]. Because the total knockout cross section will be the most standard observable measured in experiments with high statistics, the trend of the total α knockout cross sections of $^{210,212}\text{Po}$ from the present theoretical study are compared with the data in Fig. 5. The total cross sections in arbitrary units are normalized to the α formation probability of ^{210}Po . This result shows that the $^{212}\text{Po}/^{210}\text{Po}$ ratio of the α knockout cross sections agrees well with the ratio of their α formation probabilities. Ratios of the peak heights of the TDXs and LMDs give similar agreement, as shown in Table I.

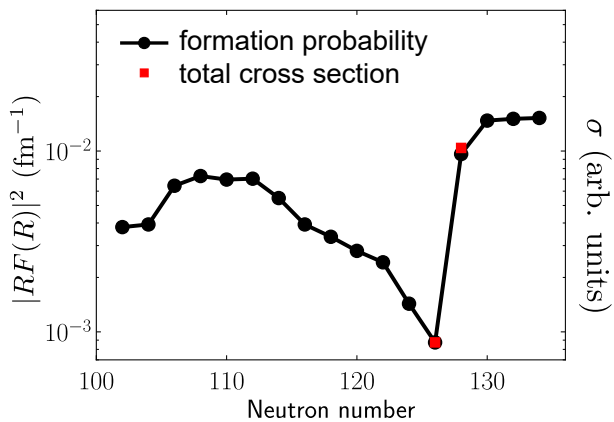


FIG. 5. Comparison between surface α formation probabilities $|RF(R)|^2$ of Po isotopes extracted from experimental half-lives (circle) with the total knockout cross sections σ of the present study (square). The data of formation probabilities are taken from Fig. 1(a) of Ref. [8]. The total knockout cross sections in arbitrary units are normalized to the data at ^{210}Po .

This agreement is accomplished by the surface sensitivity of the $(p,p\alpha)$ reaction. The ^{210}Po and ^{212}Po were optimal for the first theoretical studies because reliable wave functions were already prepared to reproduce the α -decay in these nuclei. We expect that this relation holds in a wide range of α decay nuclei and therefore the $(p,p\alpha)$ cross section will be a good measure for the

surface α formation probability in general.

IV. SUMMARY

We propose the $(p,p\alpha)$ reaction as an alternative probe for the α formation probability of α -decay nuclei. The $^{210,212}\text{Po}(p,p\alpha)^{206,208}\text{Pb}$ reaction is described by the DWIA framework and LMD and the total cross sections were obtained. Their $^{212}\text{Po}/^{210}\text{Po}$ ratios are in good agreement with that of the α formation probability of the structure theory [18] and the experimental data [8]. This is because of the surface sensitivity of the $(p,p\alpha)$ reaction—not S_α but the surface α formation probability, which is also relevant to the α -decay phenomena—is determined by the $(p,p\alpha)$ cross section. It was confirmed that the magnitudes of the $(p,p\alpha)$ reaction cross sections correspond to the reduced width, which is the α formation probability on the nuclear surface. Finally, experimental studies of the $(p,p\alpha)$ reactions from α -decay nuclei are eagerly awaited for a complete understanding of the long-standing α -decay study.

ACKNOWLEDGMENTS

K. Y. thanks C. Qi for providing us with the α amplitude data. The authors thank T. Uesaka, S. Typel, and K. Ogata for fruitful discussions. This work was supported by JSPS KAKENHI Grant No. JP20K14475.

-
- [1] E. Rutherford, Uranium radiation and the electrical conduction produced by it, *Phil. Mag* **47**, 109 (1899).
- [2] E. Rutherford, The magnetic and electric deviation of the easily absorbed rays from radium, *The London, Edinburgh, and Dublin Philosophical Magazine and Journal of Science* **5**, 177 (1903).
- [3] G. Gamow, Zur quantentheorie des atomkernes, *Zeitschrift für Physik* **51**, 204 (1928).
- [4] R. G. Thomas, A formulation of the theory of alpha-particle decay from time-independent equations, *Prog. Theor. Phys.* **12**, 253 (1954).
- [5] A. M. Lane and R. G. Thomas, R-matrix theory of nuclear reactions, *Rev. Mod. Phys.* **30**, 257 (1958).
- [6] J. O. Rasmussen, Alpha-decay barrier penetrabilities with an exponential nuclear potential: Even-even nuclei, *Phys. Rev.* **113**, 1593 (1959).
- [7] C. Qi, R. Liotta, and R. Wyss, Recent developments in radioactive charged-particle emissions and related phenomena, *Progress in Particle and Nuclear Physics* **105**, 214 (2019).
- [8] A. N. Andreyev, M. Huyse, P. Van Duppen, C. Qi, R. J. Liotta, S. Antalic, D. Ackermann, S. Franchoo, F. P. Heßberger, S. Hofmann, I. Kojouharov, B. Kindler, P. Kuusiniemi, S. R. Leshner, B. Lommel, R. Mann, K. Nishio, R. D. Page, B. Streicher, i. c. v. Šáro, B. Sulignano, D. Wiseman, and R. A. Wyss, Signatures of the $Z=82$ shell closure in α -decay process, *Phys. Rev. Lett.* **110**, 242502 (2013).
- [9] I. Tonzuka and A. Arima, Surface α -clustering and α -decays of ^{212}Po , *Nuclear Physics A* **323**, 45 (1979).
- [10] S. Typel, Neutron skin thickness of heavy nuclei with α -particle correlations and the slope of the nuclear symmetry energy, *Phys. Rev. C* **89**, 064321 (2014).
- [11] W. Horiuchi and Y. Suzuki, Correlated-basis description of α -cluster and delocalized 0^+ states in ^{16}O , *Phys. Rev. C* **89**, 011304(R) (2014).
- [12] Y. Chiba and M. Kimura, Laplace expansion method for the calculation of the reduced-width amplitudes, *Prog. Theor. Exp. Phys.* **2017**, 053D01 (2017).
- [13] K. Yoshida, K. Ogata, and Y. Kanada-En'yo, Investigation of α clustering with knockout reactions, *Phys. Rev. C* **98**, 024614 (2018).
- [14] A. Arima and S. Kubono, *Treatise on heavy-ion science*, vol. i, chapter 6, ed. by da bromley.
- [15] R. M. DeVries, D. Shapira, W. G. Davies, G. C. Ball, J. S. Forster, and W. McLatchie, Inverse α decay via the reaction $^{208}\text{Pb}(^{16}\text{O}, ^{12}\text{C})^{212}\text{Po}$, *Phys. Rev. Lett.* **35**, 835 (1975).
- [16] J. Tanaka, Z. Yang, S. Typel, S. Adachi, S. Bai, P. van Beek, D. Beaumel, Y. Fujikawa, J. Han, S. Heil, S. Huang, A. Inoue, Y. Jiang, M. Knösel, N. Kobayashi, Y. Kubota, W. Liu, J. Lou, Y. Maeda, Y. Matsuda,

- K. Miki, S. Nakamura, K. Ogata, V. Panin, H. Scheit, F. Schindler, P. Schrock, D. Symochko, A. Tamii, T. Uesaka, V. Wagner, K. Yoshida, J. Zenihiro, and T. Aumann, Formation of α clusters in dilute neutron-rich matter, *Science* **371**, 260 (2021).
- [17] K. Yoshida, K. Minomo, and K. Ogata, Investigating α clustering on the surface of ^{120}Sn via the $(p, p\alpha)$ reaction, and the validity of the factorization approximation, *Phys. Rev. C* **94**, 044604 (2016).
- [18] C. Qi, F. R. Xu, R. J. Liotta, and R. Wyss, Universal decay law in charged-particle emission and exotic cluster radioactivity, *Phys. Rev. Lett.* **103**, 072501 (2009).
- [19] M. Lyu, K. Yoshida, Y. Kanada-En'yo, and K. Ogata, Manifestation of α clustering in ^{10}Be via α -knockout reaction, *Phys. Rev. C* **97**, 044612 (2018).
- [20] M. Lyu, K. Yoshida, Y. Kanada-En'yo, and K. Ogata, Direct probing of the cluster structure in ^{12}Be via the α -knockout reaction, *Phys. Rev. C* **99**, 064610 (2019).
- [21] K. Yoshida, Y. Chiba, M. Kimura, Y. Taniguchi, Y. Kanada-En'yo, and K. Ogata, Quantitative description of the $^{20}\text{Ne}(p, p\alpha)^{16}\text{O}$ reaction as a means of probing the surface α amplitude, *Phys. Rev. C* **100**, 044601 (2019).
- [22] Y. Taniguchi, K. Yoshida, Y. Chiba, Y. Kanada-En'yo, M. Kimura, and K. Ogata, Unexpectedly enhanced α -particle preformation in ^{48}Ti probed by the $(p, p\alpha)$ reaction, *Phys. Rev. C* **103**, L031305 (2021).
- [23] T. Wakasa, K. Ogata, and T. Noro, Proton-induced knockout reactions with polarized and unpolarized beams, *Progress in Particle and Nuclear Physics* **96**, 32 (2017).
- [24] A. Koning and J. Delaroche, Local and global nucleon optical models from 1 keV to 200 MeV, *Nuclear Physics A* **713**, 231 (2003).
- [25] V. Avrigeanu, P. E. Hodgson, and M. Avrigeanu, Global optical potentials for emitted alpha particles, *Phys. Rev. C* **49**, 2136 (1994).
- [26] M. Nolte, H. Machner, and J. Bojowald, Global optical potential for α particles with energies above 80 MeV, *Phys. Rev. C* **36**, 1312 (1987).
- [27] K. Amos, P. J. Dortmans, H. V. von Geramb, S. Karataglidis, and J. Raynal, Nucleon-nucleus scattering: A microscopic nonrelativistic approach, *Advances in Nuclear Physics* **25**, 276 (2000).
- [28] M. Toyokawa, K. Minomo, and M. Yahiro, Mass-number and isotope dependence of local microscopic optical potentials for polarized proton scattering, *Phys. Rev. C* **88**, 054602 (2013).
- [29] C. Qi, A. N. Andreyev, M. Huyse, R. J. Liotta, P. Van Duppen, and R. A. Wyss, Abrupt changes in α -decay systematics as a manifestation of collective nuclear modes, *Phys. Rev. C* **81**, 064319 (2010).
- [30] S. Chen, J. Lee, P. Doornenbal, A. Obertelli, C. Barbieri, Y. Chazono, P. Navrátil, K. Ogata, T. Otsuka, F. Raimondi, V. Somà, Y. Utsuno, K. Yoshida, H. Baba, F. Browne, D. Calvet, F. Château, N. Chiga, A. Corsi, M. L. Cortés, A. Delbart, J.-M. Gheller, A. Giganon, A. Gillibert, C. Hilaire, T. Isobe, J. Kahlbow, T. Kobayashi, Y. Kubota, V. Lapoux, H. N. Liu, T. Motobayashi, I. Murray, H. Otsu, V. Panin, N. Paul, W. Rodriguez, H. Sakurai, M. Sasano, D. Steppenbeck, L. Stuhl, Y. L. Sun, Y. Togano, T. Uesaka, K. Wimmer, K. Yoneda, N. Achouri, O. Aktas, T. Aumann, L. X. Chung, F. Flavigny, S. Franchoo, I. Gašparić, R.-B. Gerst, J. Gibelin, K. I. Hahn, D. Kim, T. Koiwai, Y. Kondo, P. Koseoglou, C. Lehr, B. D. Linh, T. Lokotko, M. MacCormick, K. Moschner, T. Nakamura, S. Y. Park, D. Rossi, E. Sahin, D. Sohler, P.-A. Söderström, S. Takeuchi, H. Törnqvist, V. Vaquero, V. Wagner, S. Wang, V. Werner, X. Xu, H. Yamada, D. Yan, Z. Yang, M. Yasuda, and L. Zanetti, Quasifree neutron knockout from ^{54}Ca corroborates arising $N = 34$ neutron magic number, *Phys. Rev. Lett.* **123**, 142501 (2019).
- [31] Y. Sun, A. Obertelli, P. Doornenbal, C. Barbieri, Y. Chazono, T. Duguet, H. Liu, P. Navrátil, F. Nowacki, K. Ogata, T. Otsuka, F. Raimondi, V. Somà, Y. Utsuno, K. Yoshida, N. Achouri, H. Baba, F. Browne, D. Calvet, F. Château, S. Chen, N. Chiga, A. Corsi, M. Cortés, A. Delbart, J.-M. Gheller, A. Giganon, A. Gillibert, C. Hilaire, T. Isobe, T. Kobayashi, Y. Kubota, V. Lapoux, T. Motobayashi, I. Murray, H. Otsu, V. Panin, N. Paul, W. Rodriguez, H. Sakurai, M. Sasano, D. Steppenbeck, L. Stuhl, Y. Togano, T. Uesaka, K. Wimmer, K. Yoneda, O. Aktas, T. Aumann, L. Chung, F. Flavigny, S. Franchoo, I. Gašparić, R.-B. Gerst, J. Gibelin, K. Hahn, D. Kim, T. Koiwai, Y. Kondo, P. Koseoglou, J. Lee, C. Lehr, B. Linh, T. Lokotko, M. MacCormick, K. Moschner, T. Nakamura, S. Park, D. Rossi, E. Sahin, D. Sohler, P.-A. Söderström, S. Takeuchi, H. Törnqvist, V. Vaquero, V. Wagner, S. Wang, V. Werner, X. Xu, H. Yamada, D. Yan, Z. Yang, M. Yasuda, and L. Zanetti, Restoration of the natural $E(1/2_1^+) - E(3/2_1^+)$ energy splitting in odd- K isotopes towards $N = 40$, *Physics Letters B* **802**, 135215 (2020).
- [32] K. Ogata, K. Yoshida, and K. Minomo, Asymmetry of the parallel momentum distribution of (p, pn) reaction residues, *Phys. Rev. C* **92**, 034616 (2015).