

Trip Optimization methods for Electric Vehicles Supported by Wireless

Laura Antón¹, Marina Leal², José Luis Sainz-Pardo³,
Centro de Investigación Operativa, Universidad Miguel Hernández de Elche,
Avda. Universidad s/n, 03202, Elche (Alicante), Spain
¹l.anton@umh.es, ²m.leal@umh.es, ³jose.sainz-pardo@umh.es

Abstract

The ecological transition and the reduction of pollution are reasons for the use of green logistic and non-polluting vehicles. In this sense, electric vehicles are an alternative and in recent years many technological advances have been developed by the automotive industry in order to overcome the inherent difficulties in this type of vehicles. In parallel, the classic models and methods for optimizin vehicle routes have been adapted to obtain routings of electric vehicles considering their particular characteristics such as battery autonomy, shortage or recharging stations and elevated time of charge. In this paper, it is studied the optimization of routes taking into account the technological advance due to the possibility of attaching mobile energy diffusers to electric vehicles for recharging them. In this sense, it is developed a model that improves other existing models and, finally, it is also exposed an algorithm to efficiently solve large instances as our computational experience indicates.

AMS Subject Classification (2010): 90Cxx, 49Mxx, 05C85

Keywords: Electric Vehicle Supported by Wireless, trip optimization, Electric Vehicle Routing Problem, constrained shortest path

1 Introduction

Nowadays ecological transition promotes the use of non-polluting vehicles as well as green logistics. Government agencies and industries are aware of the need to reduce the environmental impact of vehicles, means of transport and logistic activities. In this sense, several technological advances in electric vehicles (EV) have been developed since EVs are among the cleanest means of transport. These advances offer new possibilities and, at the same time, require new challenges in logistics planning. A new advance, still in development, is the on-the-go charging of vehicles wirelessly. Like the emergence of the electric vehicle and the problem, generally related to its relative autonomy as well as the scarcity of recharging points, it has originated and continues to originate several research works; the possibility of recharging vehicles via wireless brings new challenges.

Many classic problems have been adapted to the new problems and challenges posed by electric vehicles. In this way, the Vehicle Routing Problem (VRP) seeks to minimize the total transportation costs of visiting a set of customers for a fleet starting and ending at the depot. Dantzig and Ramsey introduced the problem in 1959 and it has resulted several works such as these of Christofides (1976), Toth and Vigo (2002) and Toth and Vigo (2014). On the other hand, they can be cited variants that take into account usual constraints, then D. Pecin and Uchoa (2017) introduced the load capacity of the vehicles, and R. Baldacci and Roberti (2012) added customer time windows. Others works can be enumerated as the proposals of D. Pecin and Uchoa (2017) about the Vehicle Routing Problem with Backhauls, Pillac et al. (2013) about the Dynamic Vehicle Routing Problem, etc.

Regarding Vehicle Routing Problems, VRP and many of its variants have been transformed into Electric Vehicle Routing Problems (EVRP) taking into account the particularities of these vehicles like autonomy, scarcity of recharging stations, reduction of gas emissions, etc. Just to name a few: Schneider et al. (2014), Erdogan and Miller-Hooks (2017) and Keskin et al. (2019). Of particular interest is the work of Artmeier et al. (2010) that transforms the routing of EV as a Constrained Shortest Path Problem and solve it by Dynamic Programming based on labelling nodes.

Finally, our paper is inspired by the work of Kosmanos et al. (2018) which studies the incorporation of vehicles that transfer electrical energy to others wirelessly. In this work, the authors propose a model and a heuristic algorithm. Our aim is to improve his research in several aspects.

2 Problem description and formulation

The models worked in this paper constitute different improvements, even adjustments, over the model introduced in Kosmanos et al. (2018). Therefore and first of all, the cited model is reproduced and analysed. This basically tries to obtain optimal routes for multiple electric vehicles, each of them with an origin and a destination, minimizing the sum of their trip durations. Throughout their journeys, the electric vehicles can be recharged both by mobile energy disseminators (MEDs) and by static charge stations (SCSs). If a MED is attached to an EV this can partially be charged, but they are fully recharged when using a SCS. The problem is defined by a directed graph $G = (N, A)$, not necessarily completed. On the one hand, $N = \{1, \dots, n\}$ is the set of vertices that represent transit nodes, SCSs or attachment points of MEDs. On the other hand, $A = \{(i, j) | i, j \in V\}$ defines the set of arcs that represent links between vertices. Other sets are $S \subseteq N$, the set of SCS locations; $M \subseteq N$, the set of MED attachment locations and K the set of EVs. Like in similar routing problems the authors have extended the sets S and M to the sets S' and M' by adding node copies in order to accommodate the possibility of multiple visits to recharging stations and attachment points, later this aspect would be discussed. Regarding the parameters, each arc is doubly weighted by dt_{ij} , the driving time between nodes i and j , as well as by c_{ij} , the energy consumed to traverse the arc (i, j) . Some nodes are associated with the parameters wt_i , the expected waiting time before using a SCS or MED at location i and ct_i , the expected expected charge time to use the SCS i . Other parameters are the induced energy factor ρ and Q^k , the battery capacity for each EV k and the nodes origin and destination for each vehicle k , respectively s^k and t^k . Finally, four families of binary decision variables were contemplated: x_{ij}^k which takes a value of 1 if the vehicle k traverse the arc (i, j) , y_{ij}^k which takes a value of 1 if the vehicle k is receiving energy from a MED when traverse the arc (i, j) , z_i^k which takes a value of 1 if the vehicle k is charged at SCS i and q_i^k which takes a value of 1 if a MED is attached to the vehicle k at location i . Besides, variables ϵ_i^k save the energy level of each vehicle k when each node i is leaved. These sets, parameters and decision variables are summarized in Table 1. On the other side, routing problems are based on graphs. A graph $G = (V, E)$ consists of a vertex set V and an edge set E . Let $N(v) = \{u \in V | (v, u) \in E\}$ and $N[v] = N(v) \cup \{v\}$ be the open and close neighbourhood of $v \in V$, respectively. The degree of a vertex $v \in V$ is $|N(v)|$ and $\delta(G)$ is the minimum degree of a vertex in G .

Given the above definitions, the mathematical model introduced in Kosmanos et al. (2018) was formulated as follows:

$$\min \sum_{k \in K} \left(\sum_{(i,j) \in A, i \neq j} (dt_{ij} x_{ij}^k) + \sum_{i \in S \cup S'} (ct_i + wt_i) z_i^k + \sum_{i \in M \cup M'} (wt_i q_i^k) \right)$$

s.t.

$$\sum_{j \in N} x_{ij}^k - \sum_{j \in N} x_{ji}^k = \begin{cases} 1, & \text{if } i = s^k; \\ -1, & \text{if } i = t^k; \\ 0, & \text{otherwise,} \end{cases} \quad \forall i \in N, \forall k \in K \quad (1)$$

$$x_{ij} - y_{ij} \geq 0, \quad \forall k \in K, \forall j \in N, \forall i \in N, i \neq j \quad (2)$$

$$\epsilon_j^k \leq \epsilon_i^k - c_{ij} x_{ij}^k + \rho dt_{ij} y_{ij}^k x_{ij}^k + Q^k (1 - x_{ij}^k), \quad \forall k \in K, \forall j \in N, \forall i \in N, i \neq j \quad (3)$$

$$\epsilon_i^k \leq Q^k, \quad \forall k \in K, \forall i \in N \quad (4)$$

$$\epsilon_i^k = Q^k z_i^k, \quad \forall k \in K, \forall i \in S \cup S' \quad (5)$$

$$\epsilon_i^k \geq c_{ij}, \quad \forall k \in K, \forall i \in N, \forall j \in S \cup S' \cup M \cup M', i \neq j \quad (6)$$

$$x_{ij}^k, y_{ij}^k \in \{0, 1\} \quad \forall k \in K, \forall i \in N, \forall j \in N, i \neq j \quad (7)$$

$$z_{ij}^k \in \{0, 1\} \quad \forall k \in K, \forall i \in S \cup S' \quad (8)$$

$$q_i^k \in \{0, 1\} \quad \forall k \in K, \forall i \in M \cup M' \quad (9)$$

$$\epsilon_i^k \geq 0, \quad \forall k \in K, \forall i \in N \quad (10)$$

The objective function (1) minimizes the sum of total time of the trips. Regarding the constraints, since some of them will be discussed later, they are briefly commented in the following. Constraints (2) ensure source, destination and conservation flows. Constraints (3) enable the variables y_{ij}^k to take a value of 1, only if the arc (i, j) is traversed by the vehicle k . Constraints (20)-(22) try to set the remaining energy for each vehicle at each node. Finally, (27)-(30) define the domains of the decision variables.

Proposition 1 *Kosmanos et al. (2018) model can be decomposed into $|K|$ blocks of variables completely separate.*

Proof. Trivial. Just note that every decision variable has a superindex k so these conveniently grouped can be structured in $|K|$ different blocks, each of them related to an EV, or what is the same, to a trip. ■

Given that obtaining the solutions of $|K|$ separate problems is equivalent but more efficient and simple than solving the big problem, then the original model will be transformed into a model related only to one EV and as a consequence, from now the superindices k will be removed. Therefore the solution of the complete problem will be given by the addition of the solutions obtained for the individual trips.

Proposition 2 *The optimal solution of Kosmanos et al. (2018) model can be obtained by $S' = \emptyset$.*

Proof. Since EV are fully charged by SCSs, a walk returning to the same SCS does not provide any advantage in terms of energy in order to improve the resources to get to the destination, but it does imply a greater duration of the trip thus worsening the objective value. ■

Figure 1 illustrates this proposition. The origin node of the trip is 1 and the destination 3 while 4 is a transit node and 2 a SCS. The values on the arcs represent the cost of traversing them in terms of energy and the values ϵ^0 and ϵ^i respectively denote the energy of departure and arrival at each node. Suppose the energy capacity of the vehicle is $Q = 500$, initially the EV is fully charged and departs with a remaining energy of $\epsilon^0 = 500$. It can be seen that the graph on the left represents the non-optimal path $(1, 2) - (2, 4) - (4, 2) - (2, 3)$. Since the EV is fully charged at node 2 then all routes that involve returning to SCS 2 do not provide more power to the vehicle and lead to a longer delay, and even higher energy consumption, to reach the destination. Therefore, it is more efficient to continue to the destination without going through the SCS 2 twice, as it is shown in the graph to the right. In this case, given that $Q = 500$ and $c_{23} = 300$, the destination can be reached directly, but in the case where the EV did not have enough energy for it, it would be necessary to continue the trip trying to reach other SCS or MED before to get to node 3.

Proposition 3 *If the subset $N \setminus (M \cup S)$ were not extended with copies then the optimal solution of Kosmanos et al. (2018) model could not be obtained.*

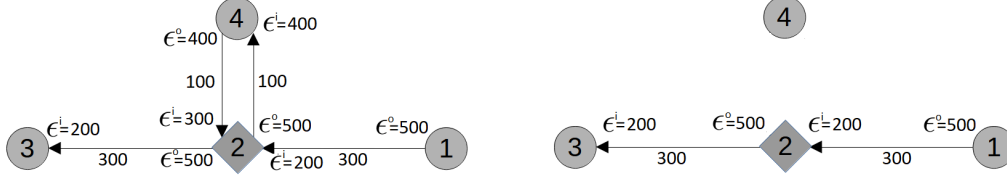


Figure 1: Example of inefficiency of returning to the same SCS

Proof. The subset $N \setminus (M \cup S)$ just refers to transit nodes, that is, nodes that do not have SCS and are not location for MED connections. Figure 2 illustrates a case in which it is more advantageous to traverse the transit node 2 twice. When the EV reaches 2 from 1 it has not enough power to get to node 3, since $200 < 300$. But it can get to SCS 4, fully recharge its battery, and then go back to node 3 with an energy level of 400, which is enough power to get to node 3. Since it may be more efficient to go through transit nodes several times, then it is also necessary to extend the subset $N \setminus (M \cup S)$. ■

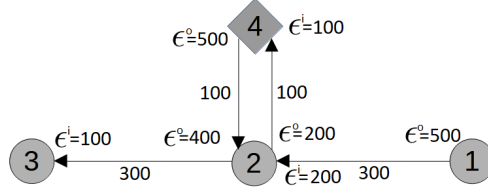


Figure 2: Counter-example of solution not found in case of not extending the set N .

At this point, it is introduced the Electric Vehicle Wireless Supported Trip Problem (EVWS-TP) which is based on the Kosmanos et al. (2018) model. In addition to improving and adjusting some of its sets and constraints, other aspects have been taken into account. Firstly, a MED cannot provide unlimited energy to an EV. Secondly, a reduction in circulation speed while a MED keeps on attaching to an EV has also been contemplated which seems more realistic. So, the Electric Vehicle Wireless Supported Trip Problem is formulated as:

$$(\text{EVWS-TP}) \min \sum_{i \in N' \setminus A} \sum_{j \in N'} d_{ij} x_{ij} + \sum_{i \in N' \setminus A} \sum_{j \in N'} \sum_{m \in M'} \frac{\delta d_{ij}}{1 - \delta} y_{ij}^m + \sum_{i \in S} \frac{t_i}{Q} \beta_i + \sum_{i \in S} w_i z_i + \sum_{i \in M'} w_i q_i$$

s. t.

$$\sum_{j \in N'} x_{ij} - \sum_{j \in N'} x_{ji} = \begin{cases} 1, & \text{if } i = s; \\ -1, & \text{if } i = t; \\ 0, & \text{otherwise,} \end{cases} \quad \forall i \in N' \quad (11)$$

$$\sum_{j \in N'} y_{ij}^m - \sum_{j \in N'} y_{ji}^m \begin{cases} \leq q_i, & \text{if } i = m; \\ = -a_i^m, & \text{otherwise} \end{cases} \quad \forall i \in N', \forall m \in M' \quad (12)$$

$$\sum_{i \in N': i \neq m} t_i^m = q_m \quad \forall m \in M' \quad (13)$$

$$\gamma_{ij}^m \leq \frac{\rho}{1-\delta} d_{ij} y_{ij}^m \quad \forall i \in N', \forall j \in N', \forall m \in M' \quad (14)$$

$$\sum_{i \in N'} \sum_{j \in N'} \gamma_{ij}^m \leq W \quad \forall m \in M' \quad (15)$$

$$\sum_{i \in S} q_i \leq P \quad (16)$$

$$\sum_{j \in N'} \sum_{m \in M'} y_{ij}^m \leq Q - \epsilon_i \quad \forall i \in N' \quad (17)$$

$$z_i \leq \beta_i \leq Q z_i \quad \forall i \in S \quad (18)$$

$$\beta_i = 0 \quad \forall i \in N' \setminus S \quad (19)$$

$$\epsilon_j \leq \epsilon_i - c_{ij} x_{ij} + \sum_{m \in M'} \gamma_{ij}^m + \beta_j + (1 - x_{ij}) Q \quad \forall i \in N', \forall j \in N' \quad (20)$$

$$\epsilon_i - c_{ij} x_{ij} + \sum_{m \in M'} \gamma_{ij}^m + (1 - x_{ij}) Q \geq 0 \quad \forall i \in N', \forall j \in N' \quad (21)$$

$$\epsilon_i \leq Q \quad \forall i \in N' \quad (22)$$

$$\epsilon_i \geq Q z_i \quad \forall i \in S' \quad (23)$$

$$\epsilon_0 = Q \quad (24)$$

$$z_i \leq \sum_{j \in N'} x_{ji} \quad \forall i \in S \quad (25)$$

$$z_i \leq \sum_{j \in N'} x_{ij} \quad \forall i \in S \quad (26)$$

$$x_{ij}^m, y_{ij}^m \in \{0, 1\} \quad \forall i \in N, \forall j \in N, i \neq j, \forall m \in M' \quad (27)$$

$$z_i \in \{0, 1\} \quad \forall i \in S' \quad (28)$$

$$q_i \in \{0, 1\} \quad \forall i \in M' \quad (29)$$

$$\epsilon_i, \gamma_i \geq 0, \quad \forall i \in N' \quad (30)$$

$$a_i^m \in \{0, 1\} \quad \forall m \in M', \forall i \in N' \quad (31)$$

The sets, parameters and decision variables of the problem are presented in Table 1. Note the model presents a slight overuse of notation, especially if the graph is not completed but also contemplating arcs with the same origin and destination. As it can be seen sets M and $N \setminus M$ have been extended with its corresponding copies to contemplate multiple visits. Given that an efficient policy is not to be connected to a MED when the battery is fully charged then $S \cup M = \emptyset$ and $S \cup M' = \emptyset$. The objective function continues minimizing the total duration of the trip. The summation $\sum_{(i,j) \in A} dt_{ij} \left(x_{ij} + \sum_{m \in M'} \frac{\delta}{1-\delta} y_{ij}^m \right)$ represent the total time of traversing the arcs of the trip. On the one hand, $\sum_{(i,j) \in A} d_{ij} (x_{ij} - \sum_{m \in M'} y_{ij}^m)$ is the time of traversing the arcs without being connected to a MED. On the other hand, $\sum_{m \in M'} \frac{d_{ij}}{1-\delta} y_{ij}^m$ is the time of traversing the arcs being connected to a MED considering that the EV speed have been reduced a $100 \delta \%$. Since, $\sum_{(i,j) \in A} d_{ij} (x_{ij} - \sum_{m \in M'} y_{ij}^m) + \sum_{(i,j) \in A} \sum_{m \in M'} \frac{d_{ij}}{1-\delta} y_{ij}^m = \sum_{(i,j) \in A} d_{ij} x_{ij} + \sum_{(i,j) \in A} \sum_{m \in M'} \frac{\delta d_{ij}}{1-\delta} y_{ij}^m$ this represent the total time of traversing the arcs. The rest of terms of the objective function refer to the total charging time plus the total waiting time.

Table 1: Mathematical notation of EVWS-TP

Sets	
N	Set of nodes
$S \subseteq N$	Set of SCSs
$M \subseteq N$	Set of locations where a MED can be connected
N'	Set of nodes with their copies
$S' \subseteq N'$	Set of SCSs with their copies
$M' \subseteq N'$	Set of locations where a MED can be connected with their copies
Parameters	
d_{ij}	Driving time to traverse the arc (i, j)
c_{ij}	Energy to traverse the arc (i, j)
w_i	Expected waiting time before using a SCS or MED at location i
t_i	Full charge time at SCS i
b_i	Battery full charge time at MED i
ρ	Factor of induced energy charged from a MED (kWh per time unit)
δ	Factor of speed reduction when a MED is connected
Q	Battery capacity of EV
s	source node for the k vehicle trip
t	destination node for the k vehicle trip
W	Limit of induced energy from a MED
Decision variables	
x_{ij}	1 if EV departs from node i and arrives at node j , 0 otherwise
y_{ij}	1 if EV traverses arc (i, j) attached to a MED, 0 otherwise
z_i	1 if EV is charged at SCS $i \in S'$, 0 otherwise
q_i	1 if a MED is attached to the EV at location $i \in M'$, 0 otherwise
a_i^m	1 if MED m is disconnected at node i , 0 otherwise
ϵ_i	battery SoC k when node i is leaved
β_i	battery charged at node i (if node i is not a SCS then $\beta_i = 0$)
γ_{ij}^m	energy induced by MED m traversing (i, j)

Constraints (11) ensure the flow between origin s and destination t . Another group of flow constraints (12)-(17) have been introduced in order to limit the energy induced by each MED. Besides, if MED m is used, that is $q_m = 1$, then it is also obtained its disconnection node i such that $t_i^m = 1$. If EV traverses (i, j) attached to a MED then the induced energy γ_{ij}^m will be at most the time employed to traversing this arc, $\frac{d_{ij}}{1-\delta}$ multiplied by the factor of induced energy ρ as it is expressed by (14). Given that a MED cannot provide unlimited energy, the total induced energy of each MED m is constrained by W at (15). Besides, (16) prevents to overcome P connections to different MEDs. (17) imposes the policy of not being connected to a MED if the battery is full, that is, $\epsilon_i = Q$. Finally, the family of constraints (18) indicates that EV will be recharged by a SCS only if this provide it some energy but without overcoming its battery capacity. Given that it is necessary to define β_i variables for all $i \in N'$ they are set to 0 in (19) for the nodes that are not SCS.

Regarding the energy flow this is expressed in terms of energy level when the EV leaves a node. If ϵ_i is the energy level when EV departs from node i and traverses arc (i, j) , then the energy level ϵ_j at the moment EV departs from node j will be given by expression (32).

$$\epsilon_j = \epsilon_i - c_{ij} + \sum_{m \in M'} \gamma_{ij}^m + \beta_j \quad (32)$$

Being c_{ij} the consumed energy, $\sum_{m \in M'} \gamma_{ij}^m$ the induced energy and β_j the charged energy at node j . This relation is expressed by (20), but the constraint is disabled in case of not traversing arc (i, j) adding the term $(1 - x_{ij})Q$. (21) imposes the EV has to have enough energy before traversing the arc (i, j) . Finally, the energy level at each node have to be under the battery capacity (22), but in case of charging the EV have to fully charged (23) and the EV departs from the origin node fully charged (24).

Constraints (25) and (26) are not compulsories but they help to find the optimal solution. On the one hand, a SCS i is not used if the EV does not arrive to it. On the other hand, a SCS i is not used if the EV does not depart from it.

Proposition 4 *EVWS-TP is NP-hard.*

Proof. Given that instances where $S = \emptyset$ and $M = \emptyset$ are equivalent to constrained shortest path problems, EVWS-TP generalizes the constrained shortest path problem which is NP-hard. ■

3 Optimal strategies and dominated solutions

As the solution method to the EVWS-TP an exact algorithm based on Dynamic Programming (DP) is proposed. This algorithm like most of the DP methods used for routing are based on node labelling. But like branch and cut methods, it also includes pruning the pool of solutions to be explored according to dominance criteria and bounds obtained from the solutions already found; so, it is possible to obtain the optimal solution before labelling all the nodes. Pruning by dominance relationships have been also developed in works like in Lozano and Medaglia (2013) for efficiently solving the constrained shortest path but, although there are works like in Artmeier et al. (2010) that transforms energy-optimal routing without recharging problems as special cases of the constrained shortest path introducing even DP algorithms to solve it, the $/M/$ cannot be transformed in a constrained shortest path due to the possibility of effectuating recharges, in any case, it may be transformed in a constrained shortest path with dynamic and negative costs. There are also works, employ dominance criteria to eliminate stations in a preprocessing part like Keskin et al. (2019). But, as novelty, pruning dominance relationships for electric vehicle routes is applied in this work.

The dominance here exposed is based on walks. Suppose two solutions both traversing a node w . In the first solution w is reached by a faster walk and besides the EV also has more available resources: energy and disposable MEDs, obviously the second solution can be improved going from origin to w by the walk of the first one. Note that has not happen just for the fact of arriving faster to w , or even for arriving faster and with more energy, it is also necessary to arrive with less MEDs used or in case of arriving with the same number of MEDs but in case of are using one in both solutions when the EV arrives to w , then the MED of the first solution has to have less transferred energy.

Formally, the relationship of dominance can be exposed as it follows. For a solution \mathcal{S} that traverses node w , let $\mathcal{C}_w^{\mathcal{S}} = \{(s, v_1), \dots, (v_p, w)\}$ be the partial walk from origin s to node w , $\nu_w^{\mathcal{S}} = \{s, v_1, \dots, v_p, w\}$ the set of nodes traversed by this partial walk and $\epsilon_i^{\mathcal{S}}, q_i^{\mathcal{S}}$ the variables about battery levels and MED attachments. Be $t_w^{\mathcal{S}}$ the time of walking $\mathcal{C}_w^{\mathcal{S}}$ including waiting and charging times and $a_w^{\mathcal{S}} = m \in M' : (\exists j \in N' : y_{wj}^m = 1)$, that is the MED connected to the EV when it departs from w . Note the total induced energy by a MED $m \in M'$ can be computed by $g_m^{\mathcal{S}} = \sum_{(i,j) \in \mathcal{C}_w^{\mathcal{S}}} \gamma_{ij}^m$ if m traverses w ; $g_m^{\mathcal{S}} = 0$ otherwise. Then, given two solutions \mathcal{S} and \mathcal{S}' both traversing w , it is said that walk $\mathcal{C}_w^{\mathcal{S}}$ dominates walk $\mathcal{C}_w^{\mathcal{S}'}$, or $\mathcal{C}_w^{\mathcal{S}} \geq \mathcal{C}_w^{\mathcal{S}'}$, if it accomplish $t_w^{\mathcal{S}} \leq t_w^{\mathcal{S}'}$, $\epsilon_w^{\mathcal{S}} - \beta_w^{\mathcal{S}} \geq \epsilon_w^{\mathcal{S}'} - \beta_w^{\mathcal{S}'}$ and one of the following conditions:

- $\sum_{i \in \nu_w^{\mathcal{S}} \setminus w} q_i^{\mathcal{S}} \leq \sum_{i \in \nu_w^{\mathcal{S}'} \setminus w} q_i^{\mathcal{S}'}$
- $\sum_{i \in \nu_w^{\mathcal{S}} \setminus w} q_i^{\mathcal{S}} = \sum_{i \in \nu_w^{\mathcal{S}'} \setminus w} q_i^{\mathcal{S}'}$, and $g_{a_w^{\mathcal{S}}}^{\mathcal{S}} \leq g_{a_w^{\mathcal{S}'}}^{\mathcal{S}'}$

Table 2 summarizes the sets and state variables used in the developed algorithm. This DP build two sets of solutions. On the one hand, the set of partial solutions, each one of them not completely explored. On the other hand, the set of dominant solutions which purpose is to cast partial solutions away without ending its exploration given that are dominated. Basically it is an algorithm for traversing the graph,

like Depth First Search (DFS) or Breadth First Search (BFS), although the selection of the node to be explored is different from both. Through which they are compiled nodes to be explored and dominant solutions.

Table 2: Sets and state variables

Sets	
\mathcal{A}	Set of partial solutions pending to be explored
\mathcal{B}	Set of dominating partial solutions
State variables	
ν	node to
Associated state variables	
τ	time spent to arrive to the current node
μ	Number of used MEDs
ϵ	Level of energy at the moment of arriving to the node
ω	1, if a MED is attached to the EV when arrives to the current node; 0, otherwise
η	Transferred energy by the current attached MED

The point of the algorithm is to simulate several feasible walks in order to arrive from s to t . Given that at each step one partial solution or walk belonging to \mathcal{A} is explored by incorporating to \mathcal{A} all the decisions that can be made from its current situation. So, each item belonging to \mathcal{A} is made up by the last node reached ν , the spent time to reach ν , the energy level of the EV ϵ , ω or if a MED is attached to the EV when it arrives to ν and also η , the energy transferred to the EV by its current attached MED. Then each item $a \in \mathcal{A}$ is defined by $(\nu, \tau, \mu, \epsilon, \omega, \eta)$.

Dynamic programming (DP) is a methodology commonly applied to problems that can be divisible into stages in each of which decisions are made, with the aim of minimizing a cost function. A deterministic state usually is expressed as $x_{k+1} = f(x_k, u_k)$ where u_0, \dots, u_{N-1} are the control inputs. Each control input is composed of state variables whose values, often discrete and finite, reflect the decisions made. They can also introduced associated state variables which are not referred to decisions but values that take other variables in function of the decision made. Regarding the cost function, also named policy in the DP jargon, this commonly is of the form: $J = g_N(x_N) + \sum_{k=0}^{N-1} g_k(x_k, u_k)$. DP is based on the Bellman Optimity Principle. Accordingly, the optimal policy can be obtained by a backward approach that solves the last stage first, after the subproblem involving the last two stages, and so on until the whole problem is finally solved.

In our case, one or more of the following decisions can be made at each node

- Get to a neighbour.
- Attach a MED.
- Fully recharge the battery.

The feasibility of each decision depends on the type of the node and the estate variables of the EV. The algorithm proposed also precise two type of sets. The set \mathcal{U} formed by a partial solution pending of to be explored and de set \mathcal{D} formed by arrays of partial solutions that are dominants in the sense of...

The main loop consists in selecting one partial walk belonging to \mathcal{A} and to obtain all the decisions that can be make from the situation of the EV in the last node ν reached. The feasible decisions obtained will be incorporated to \mathcal{A} as new items to be explored. So, all the neighbours of ν where it is possible to arrive with the current levels of energy are added to \mathcal{A} by updating the state variable values. In case of arriving to ν with a MED attached, then it will be added all the neighbours reachable without and with the MED conveniently updated the state variables. If there is a SCS at ν to charge the EV should also be considered. Regarding the criteria to select the item to be explored these are neither LIFO or FIFO criteria...

Initially (4), it is set $\mathcal{A} = \{a_0 = (s, 0, 0, Q, 0, 0)\}$, that is, the EV is at location s full of energy and without a MED attached. Then, the main loop (5)-(28) consists on exploring all the walks or partial solutions belonging to \mathcal{A} . So, at the beginning a_0 is explored, incorporating into \mathcal{A} all the feasible walks obtained by contemplating all the possible decisions. All the neighbours of s that can be reached with the current level

of energy are incorporated to \mathcal{A} with their state variable values of time, energy, etc. updated according to this decision. It will continue selecting another partial walk a_i to be explored. And all the combinations of possible decisions that can be made from the situation of the last node that was reached in this walk will be annotated in order to be explored, for example, all the neighbours that can be reached charging and without energy if this node were a SCS, and so on. Decir at each node it can be made up to three types of decisions... Once a partial walk is explored advancing it then it is erased from \mathcal{A} .

Algorithm 1: ECVW exploration

```

1 foreach  $v \in V$  do
2    $d(v) = (+\infty, +\infty, +\infty)$ 
3  $\mathcal{P}_0 = \{O\}$ 
4  $\mathcal{A} = \{a_0 = (\nu = s, \tau = 0, \mu = 0, \epsilon = Q, \omega = 0, \eta = 0, \mathcal{P}_0)\}$ 
5 while  $\mathcal{A} \neq \emptyset$  do
6    $u' = u \in \mathcal{A} : \text{dijkstra}(u', D) = \min(\text{dijkstra}(u, D), \forall u \in U)$ 
7   foreach  $v \in N(u')$  do
8      $\mathcal{P} = \mathcal{P}_{u'} \cup v$ 
9      $\tau = \tau + d_{\nu, v}$ 
10     $\nu = v$ 
11     $\epsilon = \epsilon$ 
12    if  $v \in S$  then
13    if  $v \in M'$  then
14       $d = d_{u'} + d_{u'v}$ 
15       $\epsilon = \epsilon_{u'} - c_{u'v}^1$ 
16       $\gamma = \gamma_{u'} - c_{u'v}^2$ 
17       $u_0 = (v, d, \epsilon, \gamma, 0, \mathcal{P})$ 
18      if  $u_0$  is feasible then
19        if  $v = D$  then
20          if  $d < B$  then
21             $B = d$ 
22             $\mathcal{P}^* = \mathcal{P}$ 
23          else if  $d < B$  and  $\mathcal{U} \geq u_0$  and  $\mathcal{E} \geq u_0$  then
24             $\mathcal{A} = \mathcal{A} \setminus \{u \in \mathcal{A} : u_0 > u\}$ 
25             $\mathcal{A} = \mathcal{A} \cup u_0$ 
26             $u_1 = (v, d, \epsilon, \gamma, 0, \mathcal{P})$ 
27            if  $\mathcal{U} \geq u_1$  and  $\mathcal{E} \geq u_1$  then
28               $\mathcal{A} = \mathcal{A} \cup u_1$ 
29     $\mathcal{B} = \mathcal{B} \cup u'$ 
30     $\mathcal{B} = \mathcal{B} \setminus \{u \in \mathcal{B} : u' > u\}$ 
31     $\mathcal{A} = \mathcal{A} \setminus u'$ 

```

4 Computational experience

We tested the proposed algorithm on 4 instances of 40000 nodes and 100000, 200000, 400000, 600000 and 800000 edges randomly generated. In 10% of the nodes was randomly setted a recharging station and in 90% of the nodes was located a MED access point. Finally, a limit of 3 MEDs was allowed to be used.

Table 3 shows the results of this computational experience. Its columns represent:

- *#Edges* indicates the number of edges,

- t the computational time in seconds employed for solving each instance,
- $Energy$ the recharged energy,
- $W. Energy$ the energy obtained from MEDS,
- $\# Recharges$ the number of recharges carried out,
- $\# MED$ the number of MED's employed.

#Edges	t	Kms	Energy	W. Energy	# Recharges	# MED
100000	15	1345	0	0	0	0
200000	28	1257	767	282	1	3
400000	56	644	182	182	0	2
600000	80	337	0	0	0	0
800000	111	266	0	0	0	0

Table 3: Computational results

Figure 3 represent the time used for solving each instance. As it can be noted, the times are relatively reduced so the proposed algorithm can be used for solving large instances in an exact way. No instances were solved from the model in less than 3600 s.

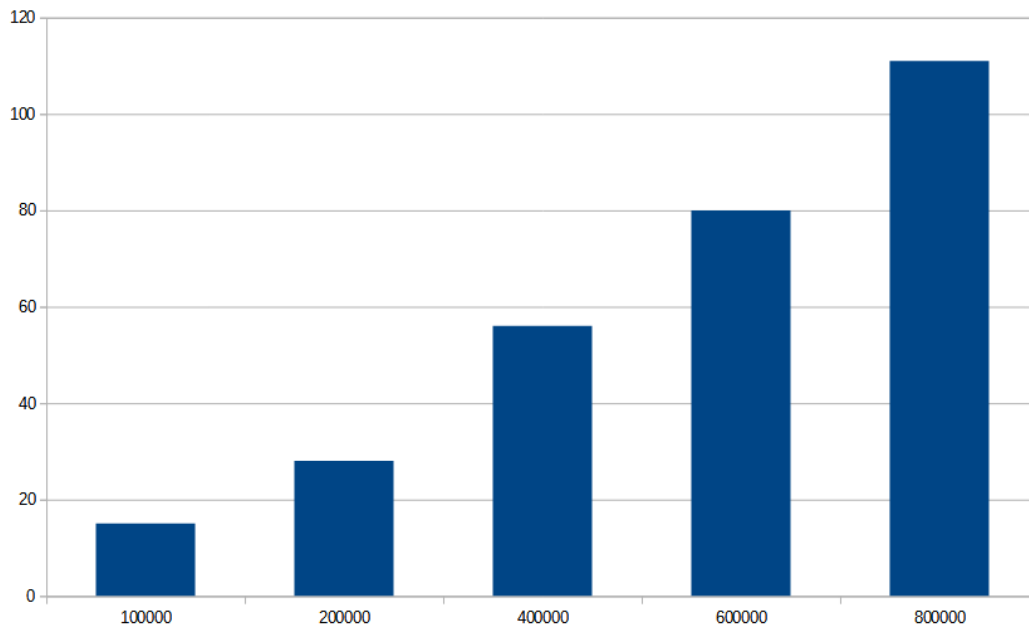


Figure 3: Time for instance

5 Conclusions

In this work a model for planning trips of an electric vehicle supported by wireless recharge has been developed. An exact algorithm based on dynamic programming has also been developed. This algorithm takes into account the properties and specific situations about the problem, that have been analysed too. The times for solving the instances generated by the exact algorithm proposed are relatively reduced whilst no instances were solved from the model in less than 3600 s.

Acknowledgments

This work has been partially supported by the Spanish Ministry of Science, Innovation and Universities, project PGC2018-099428-B-I00

References

- Artmeier, A., Haselmayr, J., Leucker, M., and Sachenbacher, M. (2010). The shortest path problem revisited: Optimal routing for electric vehicles. In Dillmann, R., Beyerer, J., Hanebeck, U. D., and Schultz, T., editors, *KI 2010: Advances in Artificial Intelligence*, pages 309–316, Berlin, Heidelberg. Springer Berlin Heidelberg.
- Christofides, N. (1976). The vehicle routing problem. *Revue française d'automatique, d'informatique et de recherche opérationnelle*, 10(v1):55–70.
- D. Pecin, A. Pessoa, M. P. and Uchoa, E. (2017). Improved branchcut-and-price for capacitated vehicle routing. *Mathematical Programming Computation*, 9(1):61–100.
- Erdogan, S. and Miller-Hooks, E. (2017). The electric vehicle-routing problem with time windows and recharging stations. *Transportation Research E Logist Transp.*, 48 (1):100–114.
- Keskin, M., Laporte, G., and Çatay, B. (2019). Electric vehicle routing problem with time-dependent waiting times at recharging stations. *Computers & Operations Research*, 107:77–94.
- Kosmanos, D., Maglaras, L. A., Mavrovouniotis, M., Moschoyiannis, S., Argyriou, A., Maglaras, A., and Janicke, H. (2018). Route optimization of electric vehicles based on dynamic wireless charging. *IEEE Access*, 6:42551–42565.
- Lozano, L. and Medaglia, A. L. (2013). On an exact method for the constrained shortest path problem. *Computers & Operations Research*, 40(1):378–384.
- Pillac, V., Gendreau, M., Guéret, C., and Medaglia, A. L. (2013). A review of dynamic vehicle routing problems. *European Journal of Operational Research*, 225(1):1–11.
- R. Baldacci, A. M. and Roberti, R. (2012). Recent exact algorithms for solving the vehicle routing problem under capacity and time window constraints. *European Journal of Operational Research*, 218(1):1–6.
- Schneider, M., Stenger, A., and Goeke, D. (2014). The electric vehicle-routing problem with time windows and recharging stations. *Transportation Science*, 48 (4):500–520.
- Toth, P. and Vigo, D. (2002). *The Vehicle Routing Problem*, volume 9.
- Toth, P. and Vigo, D. (2014). *Vehicle Routing: problems, methods and applications*.