

Quantum Information Processing With Integrated Silicon Carbide Photonics

Sridhar Majety ^{*1}, Pranta Saha¹, Victoria A. Norman^{1,2}, and Marina Radulaski¹

¹*Department of Electrical and Computer Engineering, University of California, Davis, CA 95616, USA*

²*Department of Physics, University of California, Davis, CA 95616, USA*

1 Abstract

Color centers in wide band gap semiconductors are prominent candidates for solid state quantum technologies due to their attractive properties - optical interfacing, long coherence, spin-photon and spin-spin entanglement, and scalability. Silicon carbide color centers integrated into photonic devices span a wide range of applications in quantum information processing in a material platform with advanced availability and processing capabilities. Recent progress in emitter generation and characterization, nanofabrication, device design and quantum optical studies have amplified the scientific interest in this platform. We discuss the promising directions in the development of quantum networking, simulation and computing hardware using silicon carbide integrated photonics.

2 Introduction

Quantum mechanical effects such as superposition and entanglement open doors to novel quantum information processing (QIP) technologies in communication, computation, sensing and metrology, that are hard or impossible to build using conventional classical technologies. Among the various implementations of QIP technologies using superconducting qubits,

^{*}Corresponding author: smajety@ucdavis.edu

trapped ions and neutral atoms, solid state systems with optically addressable spin states (quantum dots, crystal defects) have shown the most promise owing to the ability to create entanglement between the spin degree of freedom and a photon(s), serving as stationary and flying qubit(s), respectively. Having photons as couriers of quantum information is beneficial, as they are unaffected by thermal noise and can travel long distances via fiber-optic cable without interacting with each other. Flying qubits from separate systems can be transported to a common location to perform entanglement swapping, thus creating remote entanglement between systems without their direct interaction. Moreover, solid state platforms are scalable and offer a chip-scale integration.

For the purposes of QIP, one of the primary requirements is the generation of indistinguishable photons that can be mutually entangled. There have been notable strides using quantum dots for this purpose [1, 2], however, the significant variability in the emission wavelengths (with the quantum dot size, charge, temperature) has been challenging to overcome in a scalable fashion. On the other hand, the color centers, which are point defects in wide-bandgap semiconductors that behave like quasi-atoms, have nearly identical and well-reproducible properties.

Color center platforms have not yet realized their full QIP potential. Several remarkable demonstrations have been made in this regard, such as spin-photon entanglement [3], remote entanglement of solid state spins separated by 1.3 km [4], a multinode quantum network [5], implementation of fault-tolerant operation of a logical qubit [6], memory-enhanced quantum communication [7], and a quantum register that uses nine nuclear spins coupled to a single electron spin with quantum memory nearing one minute [8]. Most of these demonstrations were made using the nitrogen-vacancy (NV) center in diamond, which has defined the color center field that is now populated by a variety of quantum emitters with complementary or advanced properties.

There are several challenges to overcome in order to scale the experimental demonstrations to large-scale implementations and to harness the full potential of quantum technologies. For quantum networks purposes - the efficient collection of emitted photons into fibers and waveguides, optical losses in the fiber-optic cable and operational errors; while for quantum computation - quantum memories with long coherence times, high-fidelity single-shot readouts




Figure 1: Integrated color center photonics in silicon carbide enables a variety of quantum optical functionalities. Illustrated here, an on-chip Hong-Ou-Mandel interferometer with photonic crystal cavity enhanced coherence of the color center emission and superconducting nanowire single photon detectors (SNSPDs).

of spin states, and high fidelity quantum gates. Some of these challenges can be addressed by exploring emerging color centers systems available in diamond and silicon carbide (SiC), nanophotonic integration and better error correction protocols. In this perspective paper, we will discuss the prospects of SiC as a material platform towards the efficient implementation of the essential QIP hardware.

2.1 Motivation for SiC platform in QIP

After the earliest demonstration of NV center in diamond as a quantum system that can be individually initialized, manipulated and measured with high fidelity at room temperature [9], this spin-1 emitter has been the candidate for majority of the important demonstrations in the field of QIP. When the electrons in the ground state are excited, they can transition back to the ground state by emitting a photon and this transition can happen with or without the assistance of lattice vibrations (phonons). The photons emitted in the transition with no assistance from lattice vibrations - zero phonon line (ZPL) are coherent and suitable for

quantum applications. The fraction of emission into the ZPL is called the Debye-Waller factor (DWF).

Despite being the traditionally most widely studied color center, diamond NV has several disadvantages - a low DWF of 3% [10, 11] which prevents achieving high entanglement rates, unavailability of single-crystal diamond wafers, large spectral shifts caused by fluctuations of charges in its surroundings [12] pronounced by proximity to surfaces [13], which makes it tedious for efficient nanophotonic integration, and emission wavelength far outside the telecommunication wavelength range (637 nm). It is worth noting that quantum frequency conversion of NV center emission to telecommunication wavelengths with preserved spin-photon entanglement is possible [14]. Other color centers explored in diamond, group-IV color centers: silicon vacancy [15, 16], germanium vacancy [17], tin vacancy [18, 19] and lead vacancy [20], have higher DWF and better optical stability, however, their emission wavelengths are far from the telecommunication bands and they have not yet demonstrated long coherence times except at mK temperatures [15, 17].

Silicon carbide hosts a variety of color centers [21, 22] with long spin coherence times [23–25], excellent brightness [26] and manipulations of nuclear spin [27, 28]. SiC offers benefits like large bandgap, high thermal conductivity, and strong second-order nonlinearity. It also hosts color centers at infra-red wavelengths and is available in several polytypes (3C-SiC, 4H-SiC, 6H-SiC) offering flexibility in terms of material properties and color center configurations. Due to its decades-long industry presence, SiC is available as high-quality single crystal wafers, has mature nano-fabrication processes and is CMOS process compatible. Most importantly, SiC color centers have longer spin coherence times than the ones in naturally occurring diamond [25, 29], and on par with isotopically purified diamond.

3 State-of-the-art in SiC photonics

In this section, we discuss emitters and devices of interest for integrated SiC photonics quantum information processing.

3.1 Defects in SiC

In this section we discuss the color centers in the most common polytypes of SiC i.e., 3C-SiC (cubic lattice), 4H- and 6H-SiC (hexagonal lattice) - divacancy, silicon vacancy, nitrogen vacancy, transition metal defects (chromium, vanadium, molybdenum, tungsten). Each defect in the lattice can exist in multiple orientations due to the presence of inequivalent lattice sites: hexagonal-like (h) and cubic-like (k). Defects in SiC exist naturally in as-grown material or can be *in situ* doped during the crystal growth process. However, most of the studied color centers are generated through implantation where projectiles (electrons, protons, neutrons, ions) with sufficient energy are penetrated through the material surface. The implantation is followed by annealing in vacuum or inert atmosphere to activate the implants. This also helps repair the crystal lattice damage caused during implantation, though not completely [30]. The residual damage can create pathways for decoherence of the electron spin, necessary to address while building QIP hardware. This can partly be overcome by using lighter projectiles like electrons, protons (over heavier ions) on *in situ* doped substrates or using low energy ions.

The divacancy defect ($V_{Si}V_C$) in SiC consists of a pair of neighbouring silicon and carbon vacancies, in charge-neutral state. The different possible orientations for each of the vacancies result in the photoluminescence of the divacancy to have six sharp lines (PL1-PL6) in the wavelength range of 1100 nm (PL1, PL2 - axial divacancies and PL3, PL4 - basal vacancies) [31]. Divacancy is a spin-1 system (like diamond NV center), but has advantageous properties - DWF of 7%, highly-spin dependent optical fine structure (high-fidelity initialization and single shot readout) [32] and spin-coherence time of up to 5 seconds [33]. At the emission wavelengths of the divacancies, the fidelity of quantum frequency conversion to a telecommunications band is higher than for NV centers in diamond [34].

The silicon vacancy (V_{Si}) in SiC is formed at the site of a missing Si atom in the lattice and is a negatively charged spin-3/2 defect. In 4H-SiC, which has two inequivalent lattice sites (h, k), the emission consists of two ZPLs i.e., V1 (861.6 nm) and V2 (916.5 nm), while in 6H-SiC there are three inequivalent lattice sites (h, k1, k2), V1 (864.7 nm), V2 (886.3 nm) and V3 (907.1 nm) [35, 36]. The h- V_{Si} i.e. the V1 center in 4H-SiC which has 8% of

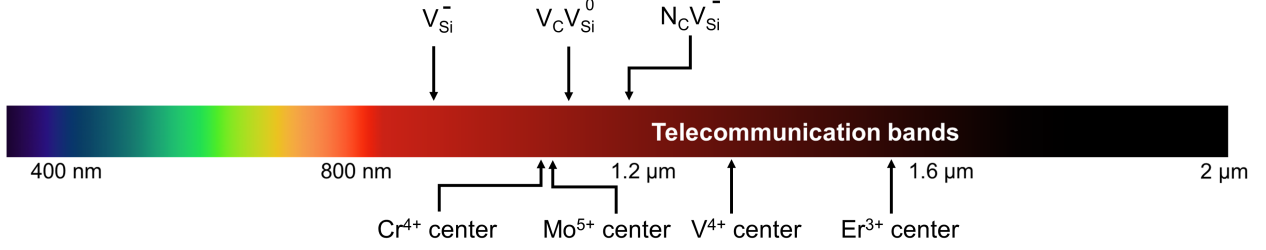


Figure 2: Emission wavelengths of color centers in 4H-SiC on the electromagnetic spectrum.

emission into the ZPL at 4K [37] and millisecond spin coherence times (under dynamical decoupling) [38, 39] provide avenues for high-fidelity spin-photon entanglement [40] and deterministic spin initialization [41, 42]. V_{Si} is well-suited for photonic integration - single spin orientation along the c-axis for all inequivalent lattice sites [35, 43] needed for their deterministic orientation in devices, optical transitions in $h-V_{Si}$ are decoupled from charge fluctuations [44] resulting in low spectral diffusion in an emitter ensemble [45] and making it robust to surface charge fluctuations in nanofabricated devices.

The nitrogen vacancy ($N_C V_{Si}$) in SiC consists of a substitutional nitrogen atom at a carbon site adjacent to a silicon vacancy and is negatively charged. The emission has multiple ZPLs corresponding to the inequivalent lattice sites emitting close to the telecommunications range, making it suitable for low-loss fiber transmission [46–49]. A recent study has identified the emission wavelength of NV center in 3C-SiC at 1289 nm [50] correcting the previously reported value of 1468 nm [48]. Coherent control of NV spins at room temperature [51] and robust photon purity, photostability of single NV centers at elevated temperatures [52] have been demonstrated. The possibility of coupling electron spin of NV-center to the nuclear spin of the substitutional nitrogen should be studied for quantum memory applications.

Other promising but less explored color centers in SiC are transition metal defects like chromium ion (Cr^{4+}) [53, 54], vanadium ion (V^{4+}) [55, 56], molybdenum ion (Mo^{5+}) [57, 58], tungsten ion (W^{5+}) [59] and erbium ion (Er^{3+}) [60, 61] with emission wavelengths in near-IR or telecommunications band. Some of these impurities have high DWF (Cr^{4+} - 73%, V^{4+} - 22% (h), 39% (k)) suited for generating indistinguishable photons. Since the transition metals are not naturally occurring impurities in SiC, they are generated either by doping during the crystal growth or ion implantation on the wafer.

3.2 Integration with photonics

Color center properties are sensitive to its environment (neighboring crystal defects, nuclear spins, surface related charges, coupling to phonons) which poses a challenge to their naturally available forms in achieving theoretically calculated spin-optical properties. In this section, we will look into different approaches to mitigate the influence of environment on the color center properties, improving the spin-optical characteristics (more indistinguishable photons, efficient optical initialization of spin, longer coherence times, on-chip integration and scalability) through integration with nanophotonics, resulting in better spin-photon interfaces for applications in QIP.

3.2.1 Isotopic Purification

Naturally available SiC has 1.1% ^{13}C and 4.7% ^{29}Si atoms, both with a nuclear spin of $I = 1/2$. The electron spin of the color centers and the nuclear spins have an always-on hyperfine interaction. This interaction can be used to transfer and store the electron spin state in a nuclear spin [62] (quantum memory), which has long coherence times on the order of a few seconds, necessary for QIP applications like error correction and entanglement purification. But, the electron spin immersed in the nuclear spin bath experiences decoherence due to fluctuating nuclear spins, which results in a nuclear spin decoherence of the nearby nuclear spin. This issue can be addressed using isotopic purification - careful engineering of the nuclear environment of the color centers. A detailed study of the optimal nuclear spin concentration for maximum usable nuclear memories was done [63]. Isotopically purified SiC [64] was used to demonstrate millisecond electron spin coherence times [25, 40, 42, 63], coupling to single nuclear spin with 1 kHz resolution [42], high-fidelity electron spin control (99.984%) [63]. Isotopically purified 3C-SiC was grown on Si using molecular beam epitaxy and mass separation of ions [65, 66].

3.2.2 Passive and active photonic devices

To build a large quantum network with photon based entanglement distribution, an important criteria is the availability of network nodes with efficient spin-photon interfaces. This can be

achieved by efficiently collecting the photons emitted by a color center in the bulk and by enhancing the proportion of photons emitted into the ZPL. Passive devices couple light into an optical mode to improve collection efficiencies and low-loss guiding of the photons. Active devices improve the spontaneous emission rates of the color centers.

Color center emission in a high refractive index bulk is directed based on its dipole orientation and when a fraction of this emission reaches the bulk-air interface, it undergoes total internal reflection, resulting in low collection efficiencies of emitted photons. The most implemented approach for improving collection efficiencies is fabricating a solid immersion lens (SIL) on top of the color center, this ensures that the color center emission has a normal incidence at the bulk-air interface. SIL fabricated in SiC on top of a silicon vacancy [23,67] demonstrated collection enhancements up to 3.4 times. Similar enhancements were achieved using scalable nanopillars with integrated silicon vacancies [68,69] and erbium color centers [61]. The collection efficiencies can be further enhanced by deterministic emitter positioning with these devices. Nanofabricated waveguides can be used for coupling color center emission into well-defined modes, to be routed on a chip in a nearly lossless way. High-coherence spin-optical properties of silicon vacancy integrated into SiC waveguides was demonstrated recently [70]. Free space grating couplers [71] which are building blocks of quantum photonic circuits and tapered fiber couplers [72] to extract photons into a fiber for off-chip processing, are fabricated in diamond are yet to be developed for SiC.

Active devices like photonic crystal cavities (PCC) create light-matter interaction by confining light to sub-wavelength volumes. This results in an increased density of states at the resonant wavelength of the cavity and when the ZPL wavelength of the color center is resonant with the cavity, the spontaneous emission rate of the color center is enhanced through Purcell effect, quantified by Purcell factor (F_P). This factor is proportional to the ratio of quality factor of the cavity (Q) and cavity mode volume (V). F_P can be further boosted by optimizing the spatial overlap and spectral matching between the cavity and color center.

Several cavity geometries like 1D nanobeam PCC [69,73,74], 2D PCC [75–77], microdisk resonator [78,79], triangular cross-section nanobeams [80] were fabricated in SiC. Silicon vacancy [69,73], neutral divacancy [74] and Ky5 color centers [81,82] coupled to SiC cavities

demonstrated Purcell enhancement upto 120 times.




Figure 3: The SEM images of silicon carbide photonic devices. **Passive devices** (clockwise from top left): Triangular cross-section waveguide in 4H-SiC with integrated silicon vacancies (reprinted with permission from Babin, *et al.* [70]), nanpillars in 4H-SiC with silicon vacancies (reprinted with permission from Radulaski, *et al.* [83]), vertical coupler fabricated in 4H-SiCOI to convert free-space Gaussian beam into fundamental waveguide mode (reprinted with permission from Guidry *et al.* [84]); **Active Devices:** Suspended nanobeam array fabricated in 4H-SiCOI and (below) magnified image of individual nanobeam PCC with integrated silicon vacancies (reprinted with permission from Lukin *et al.* [69]), nanobeam PCC in 4H-SiC with integrated neutral divacancies (reprinted with permission from Crook *et al.* [74]), triangular cross-section nanobeam PCC fabricated in 4H-SiC [80] (reprinted with permission from Song *et al.* [80]).

Purcell factor considers only the radiative emission resonant with the cavity, which is not the only path for the emitter to decay from the excited state (non-radiative decay, emission into phonon sideband and pure dephasing). Cooperativity (C) is the ratio of radiative emission rate through the cavity to the total decay rate of the emitter in the absence of the cavity [85, 86]. To achieve deterministic atom-photon interactions, the coupling between the cavity and emitter should be stronger than all the other dephasing mechanisms - strong coupling regime ($C > 1$) [86, 87].

To build scalable QIP technologies, photonic devices need to be fabricated in a repeatable

manner on a chip-scale. Despite the mature nanofabrication processes in SiC, the substrate is chemically inert and difficult to etch through wet-etching methods. Dry etching methods [88–90] used to fabricate photonic devices in SiC were not able to achieve simulated ultra-high values of Q-factor due to fabrication errors (misalignment of features), surface roughness (low Q-factor) and imperfect emitter positioning in the cavity (poor coupling between cavity and emitter). Improvements in photostability, charge state stability and emission of carbon anti-site vacancy in 4H-SiC were achieved through surface passivation using AlN [91].

Integration of color center photonics with other platforms starts with heteroepitaxially grown high quality single crystal thin films on silicon and silicon dioxide. The low temperature phase, 3C-SiC, which readily grows on silicon substrates was used to fabricate photonic devices [76, 92, 93]. But, these 3C-SiC thin films had high densities of crystal defects due to the lattice mismatch with Si resulting in large material absorption and degradation in color center optical properties [82]. Smart-cut method used to create SiC-on-insulator (SiCOI) [94] is not suitable for color center photonics as the SiC layer suffered from implantation damages that are irreparable through annealing at elevated temperatures and thus unable to host stable color centers. Recently, 4H-SiCOI was produced by wafer bonding 4H-SiC on insulator (silicon dioxide) followed by grinding and polishing the SiC to obtain high-quality thin films suitable for fabricating high performing photonic devices and color center integration [69]. While successful in generating high-quality individual devices, this process faces challenges in achieving uniform film thickness through polishing on a wafer-scale.

Underetching of photonic structures which creates optical isolation and prevents mode leakage into the bulk was used to demonstrate PCC with high Q-factor ($> 10^4$). Dopant selective photoelectrochemical etch [95] was used to fabricate 1D nanobeam PCC with Purcell enhancement up to 80 times [73, 74]. But, this method is limited due to requirement of specific doping profiles in SiC. Angled etching is another underetching method first demonstrated in diamond [96] and later demonstrated in SiC [70, 80]. The triangular cross-sections resulting from the angled etching in SiC was achieved using Faraday cage method and can be done at wafer scale using ion beam etching methods used in diamond [97].

Nanofabrication process variability results in deviation of the resonance wavelength of the cavity which is designed to match the ZPL wavelength of the color center. The cavity can

be tuned into resonance by condensing gas on the devices [98, 99] and effectively reversed by heating the chip. For a much more precise and fast tuning, the emitter can be tuned into resonance with the cavity using DC Stark effect [100–102] and strain fields [103, 104]. Both these methods can be used to tune spatially separated emitters into mutual resonance necessary for remote entanglement. Despite advanced fabrication processes and high crystal quality, the emitters experience spectral diffusion due to charge fluctuations in the local environment - surface charges and distribution of emitters which capture and release charges. Emitters were integrated into the depletion region of a p-i-n diode to achieve deterministic control over the charge state of the emitter [100, 105] and electrical readout of the spin state [106]. Optimal emitter distribution can be achieved using more controllable defect generation methods like focused ion beam [107], laser writing [108], proton beam writing [109] and ion implantation on patterned substrates [110].

4 Quantum Information Hardware Applications

In this section we discuss methods of employing color centers for applications in quantum networking, simulation and computing.

4.1 Quantum Repeaters

In classical communication, the loss experienced by the signal (photons) propagating in the fiber is compensated through its amplification at intermediate points in the channel, thus enabling long-distance communication. Quantum communication over long distances cannot be implemented similarly due to the consequences of the no-cloning theorem. In addition to the fiber losses (which scale exponentially with distance between entangled links), the photons in the quantum communication channel also experience depolarization losses. A long range entanglement can be generated using quantum repeater (QR) schemes which involve dividing the communication channel into smaller segments connected by the QR stations, followed by establishing entanglement between the ends of each of the segments. Then, the desired long range entanglement is generated by performing entanglement swapping of the entangled states of each segment.

The QR stations are designed to perform some (or all) of the following three tasks: heralded entanglement generation (HEG) for correcting loss errors, heralded entanglement purification (HEP) to correct for operation errors (from measurements and gate operations), and entanglement swapping to extend the entanglement. Entanglement (HEG) is generated between color centers in two remote QR stations by first creating spin-photon entanglement locally followed by interference of the photons on a beam splitter to create spin-spin entanglement [28, 63, 111], as shown in Figure 4. HEP using color centers begins with swapping a low-fidelity electron spin-spin entanglement onto nuclear spins (memory qubits), followed by another cycle of HEG (low-fidelity) and finally local gate operations are performed on the electron and nuclear spin in each QR station to generate a higher fidelity entanglement link [112, 113].

The heralding involves two-way signaling between QR stations to verify the success of entanglement/purification, which requires long-lived quantum memories [114] and determines the achievable communication rates. Instead, the quantum error correction (QEC) can be used to overcome the loss and operation errors deterministically, requiring one-way signaling. Depending on the approach for overcoming losses, quantum repeaters can be classified into three generations, each offering improved communication rates over implementations without quantum repeaters, which follows an inverse exponential scaling with total distance between the ends of the network.

The first generation QRs overcomes loss and operation errors through HEG and HEP respectively. The communication rate (1 Hz range) is limited by the two-way signaling and would require quantum memories with millisecond or higher coherence times for longer distances (> 1000 km) even for optimized protocols [115]. The second generation QRs, like the first one, overcomes loss through HEG but uses QEC on encoded qubits [6, 116, 117] to rectify operation errors. The communication rate (kHz range) depends on the time needed for two-way signaling between adjacent QR stations and local gate operations, relaxing the long coherence time requirement for memory qubits. The third generation QRs uses QEC for overcoming both loss and operation errors [118–120]. Since two-way signaling is not involved in this generation, the communication rates depend on the local gate operation times achieving rates (MHz) close to the classical repeaters. However, this generation suffers

from low tolerance to matter-photon coupling losses ($\lesssim 10\%$) even with hundreds of qubits per repeater station [120].

The successful implementation of the different QR generations depends on the various parameters of the technological building blocks in their architecture. This includes fidelity and operation time of the gates performing local operations, as well as the coupling efficiency (emission of photons from matter qubits, coupling of photons into fiber, coupling between photons and matter qubits, detection efficiency). Cost function [120] analysis show that a) high gate error probability ($\gtrsim 1\%$) is more suited for first generation QRs, b) low/intermediate gate error probability ($\lesssim 1\%$), low coupling efficiency ($\lesssim 90\%$) and slow gate operation ($\gtrsim 1\mu s$) benefit the second generation QRs, and c) low gate error probability ($\lesssim 1\%$), high coupling efficiency ($\gtrsim 90\%$) and fast gate operation ($\lesssim 1\mu s$) favors the third generation QRs [121].

Color center systems in SiC used to implement HEG [28,63] are suitable for implementation of first and second generation of QRs. Practical entanglement generation rates can be achieved through spectral indistinguishability of color centers, long spin coherence times and high emission rates from the color center. Spectral indistinguishability can be improved by 1) minimizing spectral diffusion through a combination of isotopic purification and integration of color centers in p-i-n devices, and 2) DC Stark tuning for spectral matching. Isotopic purification and dynamical decoupling can be used to achieve longer spin-coherence times. Improving the existing spin coherence times (milliseconds range) can be used to implement first generation QRs for long distances ($\gtrsim 1000$ km). The emission rates can be improved by efficient integration of color centers into nanophotonic devices through Purcell enhancement (triangular cross-section devices, positioning of color center in the cavity, improved nanofabrication to reduce scattering losses). Efficient nanophotonic integration also boosts the matter-photon coupling efficiency necessary for implementation of third generation QRs. The HEP obtained with NV center in diamond [112] is yet to be demonstrated using SiC color centers.

Critical steps in the implementation of entanglement protocols like high-fidelity spin state initialization and resonant readout [32, 63], single-shot readout via spin-to-charge conversion [33], high-fidelity nuclear spin initialization [63, 122] were demonstrated using neutral divacancies in SiC. Despite the low DWF of divacancy ($\sim 7\%$), Purcell enhanced counts resulting from nanophotonic integration is vital for achieving single-shot readout

measurements [74]. Silicon vacancy has a strong intersystem crossing which allows for high-fidelity spin initialization [42] and prevents high-fidelity readout [123]. Building on the notable DWF of the silicon vacancy, when integrated into nanocavity with Purcell factor of less than 100, can result in photon counts sufficient to achieve quantum non-demolition readout of the spin state [42]. Efficient quantum frequency conversion of emission from divacancy and silicon vacancy to the telecommunications band should be developed to extend the range of quantum communication. Superconducting nanowire single-photon detectors (SNSPDs) which offer high detection efficiency, low dark count rates and low jitter [124–126] should be integrated onto photonic devices to boost the success rates of the measurement protocols [127, 128]. Other potential color centers with emission in telecommunications band (NV, V^{4+} , Er^{3+}) that provide low fiber losses, and those with large DWF (Cr^{4+} , V^{4+}) that offer high photon counts for single-shot readout, need to be studied closely.

The demanding requirements on the matter qubits for implementation of quantum repeaters presents an opportunity for an all-photonic quantum repeaters scheme implemented using single-photon sources, linear optical elements, photon detectors and optical switches [129]. Realization of the highly entangled states known as graph states (Figure 6a) are needed to implement measurement-based quantum repeaters [130, 131]. A photonic cluster state can be generated by continuous optical pumping of a single photon emitter to produce a chain of photons that are entangled with other photons and the emitter [132]. Assuming millisecond spin coherence and nanosecond optical lifetime, cluster states of the order of 10^6 photons could be envisioned. This dimension could be further increased through Purcell enhancement in nanocavities. Approaches for generating large clusters of entangled photons for divacancy, silicon vacancy and NV center in SiC have been proposed [133]. To deterministically generate cluster states that outperform matter qubit based QRs, very high fidelity and fast entangling gates, and high photon generation and collection rates are required [134].

4.2 Quantum Simulation

With the advancements in emitter integration into nanocavities, these nanophotonic systems are progressing toward versatile cavity quantum electrodynamical (CQED) platforms. CQED-based quantum information frameworks primarily rely on the strong light and matter

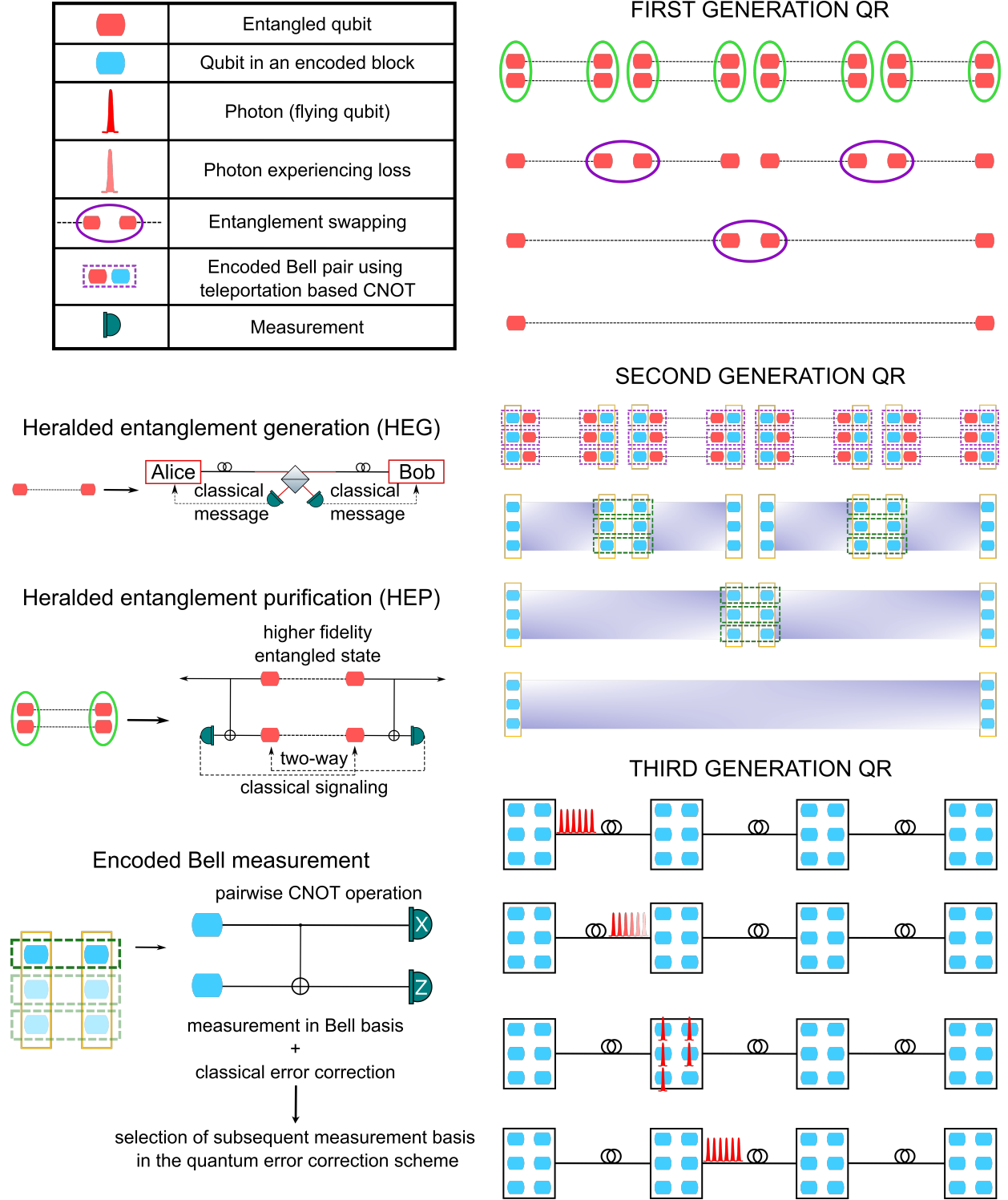


Figure 4: The entanglement schemes employed in the three generations of quantum repeaters [4–7, 116–120].

interaction, where the photon loss rates from the cavity and emitter, κ and γ respectively, are less than twice the emitter-cavity coupling strength, g , which is directly related to the DWF [135]. The strong coupling regime has been demonstrated in systems like single atoms in Fabry-Pérot cavities, single quantum dots in solid state cavities, and in superconducting Josephson junction systems [136–139], however each of these systems has at least one fundamental drawback. Atom-Fabry-Pérot systems can be difficult to scale up to the size that more complex quantum information systems require. Quantum dots, as mesoscopic objects, can have a relatively wide distribution of emission wavelengths even when fabricated by the same process. Superconducting Josephson junction systems operate at millimeter wavelengths which are not compatible with distributed QIP. While much progress has been made to make up for these various difficulties, SiC color centers in nanophotonic cavities inherently address all these issues: they are scalable, emit nearly identical photons, and several emit at telecom-compatible wavelengths. This is not to imply that bringing color center systems into strong coupling CQED systems is devoid of challenges. The current state of the art in color center-based nanophotonics is stymied by the low DWF which adds difficulty to achieving strong light-matter interaction in such systems. However, there has been significant work investigating multiple color centers acting as an ensemble, which scales the g value by \sqrt{N} , where N is the number of emitters in the ensemble, to achieve strong coupling and demonstrate polaritonic physics [140].

Using quantum information systems to model the physics of quantum materials has long been a big goal of the field. As realizing CQED in color center nanophotonics becomes more and more feasible, so too do the prospects of using such systems as quantum simulators. Theoretical work on many-body condensed matter systems has already been done on the single-emitter Jaynes-Cummings-Hubbard (JCH) model. Modeled JCH systems have simulated complex condensed matter phases such as charge density waves, supersolidity, and the quantum phase transitions between the superfluid and Mott insulator phases [141, 142]. In an ongoing modeling work the well-studied JCH model is being expanded to its multi-emitter counterpart, the Tavis-Cummings-Hubbard (TCH) model [140]. This system is aimed to become a versatile quantum simulation platform that will provide researchers with highly tunable parameters with which to study otherwise inaccessible physics.

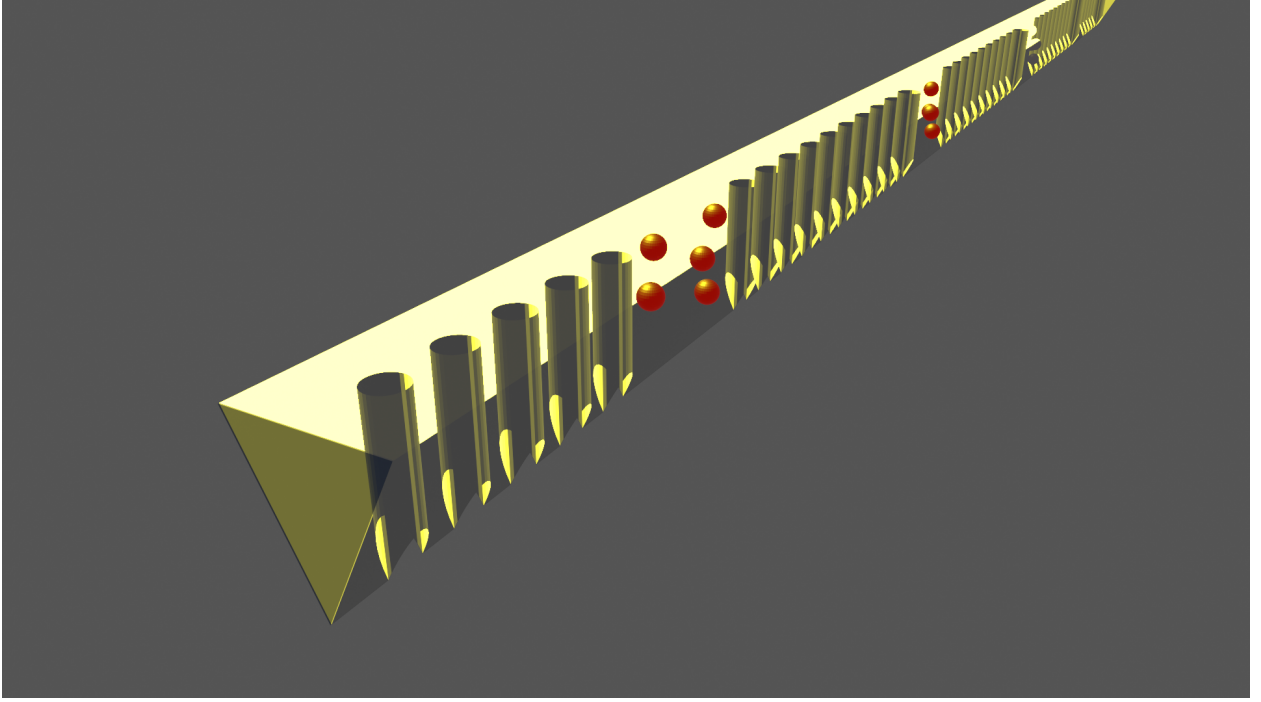


Figure 5: An illustration of an all photonic quantum simulator that could be implemented in a triangular SiC coupled cavity array with integrated color centers.

4.3 Measurement-Based Quantum Computing

One of the major QIP goals is building a fully scalable quantum computer that can execute arbitrary quantum algorithms and distribute complex computation. With this motivation, the measurement-based quantum computer (MQC) [143, 144], also known as the one-way quantum computer, was proposed as an alternative to the more established circuit model. The universal resource for MQC is a highly entangled state known as the cluster state (Figure 6a). Any sequential quantum circuit can be imprinted on the cluster state with only single qubit measurements. Standard procedure for cluster state generation is divided into two steps: (i) prepare all qubits in the $|+\rangle = (|0\rangle + |1\rangle)/\sqrt{2}$ state (in the Pauli Z computational basis), and (ii) implement Ising-type next-neighbor interaction by applying the control-Z (entangling) gates between each pair of qubits. With each computational step, entanglement is consumed by the subsequent measurement of qubits in a certain direction. Cluster state provides MQC with multiple advantages over the circuit-based model including decomposing

large computational space into steps by re-utilizing the cluster [143], concatenation of gate simulations [144], distributed [145–147], loss-tolerant [148, 149], and fault-tolerant [150, 151] quantum computation. Apart from MQC, cluster state remains an efficient resource for quantum repeaters, as discussed previously.

Due to long coherence times and ease of manipulation of photons, optical quantum computing with cluster states [152] emerged from the combination of linear optics quantum computation (popularly known as KLM scheme) [153] and MQC [143]. Using photons to produce highly entangled graph states is difficult, as photons naturally do not interact with each other. In earlier times, photonic graph states were generated either by measurement induced entanglement [154] (with cavities and multiplexer [155]) or by spontaneous parametric down conversion (SPDC) combined with the so called fusion gates [156]. As their generation depended on probabilistic photodetection process, photonic graph states have reached experimental size of only ten photons [157] with this approach. Deterministic generation of 1D photonic cluster strings was first realized by the Lindner-Rudolph protocol [158] from quantum dots with specific level structure and selection rules. Although 1D graph state suffices for quantum repeaters, the universal quantum computation requires a 2D graph state. This need was met in a proposal suggesting the use of entangled photons from entangled quantum emitters [159]. Basing on this idea, subsequent protocols [160–163] have been developed for generating arbitrarily large photonic graph state from solid-state emitters such as trapped ions, quantum dots and NV centers in diamond. The protocol for 2D cluster state generation from NV centers in diamond [163] requires only microwave pulses (for emitter manipulation), optical pumping (for photon generation) and waveplate and polarization photon counters (for measurement) to implement MQC, thus making it suitable for implementation with SiC color center photonics.

Although the silicon carbide protocols have been studied only in terms of 1D photonic cluster state generation [133], the field can benefit from the wide pool of studies in diamond NV center with whom divacancies and NV centers in SiC share similar electronic structure and selection rules. As a result, protocol for 2D photonic cluster state generation from NV centers in diamond [163] can be directly implemented in divacancies and NV centers in SiC. Figure 6 manifests a perspective on MQC with SiC color centers. First, highly entangled $n \times m$

cluster state is generated from entangled color centers where n is the number of color centers and m is the number of pump cycles (Figure 6a). In the inset, the energy level structure of divacancy and NV center in SiC is shown. With zero magnetic field, the ground $|\pm 1\rangle$ and excited $|E_{\pm}\rangle$ states are degenerate but do not mix. Each ground state couples to one excited state with spontaneous emission of light having opposite circular polarization (σ^{\pm}) which generates spin-photon entanglement, while the $|0\rangle$ acts as an auxiliary state. Individual color centers can be entangled with each other via protocols involving electron and nuclear spin entanglement [163]. After 2D cluster state generation, quantum logic network is implemented on the cluster state with single qubit measurements (Figure 6b). A σ_x measurement acts like a *wire* between adjacent pairs of qubits, a σ_y measurement removes the qubit from linear cluster but links the neighboring qubits which simultaneously makes it work like a *wire*, and a σ_z measurement removes the qubit from the rest of the cluster state. Measurements in the $\cos(\phi)\sigma_x \pm \sin(\phi)\sigma_y$ basis are performed in order to realize arbitrary rotations to compensate for the randomness in rotations due to Pauli observables. However, in a more general sense, the measurement basis depends on the preceding measurements which imposes a temporal order for a particular quantum logic implementation in a certain direction [143, 144].

To implement these MQC protocols, multiple experimental challenges need to be overcome. These include spontaneous emission rate and inefficient photon collection due to low ZPL emission, and photon loss during multi-emitter entanglement which greatly impede deterministic cluster state generation from color centers [133, 160, 161, 163]. These shortcomings can be tackled with the recent developments in SiC platform. The first two issues can be resolved by coupling SiC color centers to a photonic crystal cavity that extends into a single-mode waveguide attached to a detector, fiber or an efficient grating coupler [69, 70, 73, 140]. Apart from divacancy and NV center, developing protocols for generating deterministic 2D cluster states from V_{Si} center in SiC would bring about exciting results due to their long spin-coherence times and efficient photonic integration. All these features make integrated SiC photonics a rich toolbox for full-fledged execution of MQC.

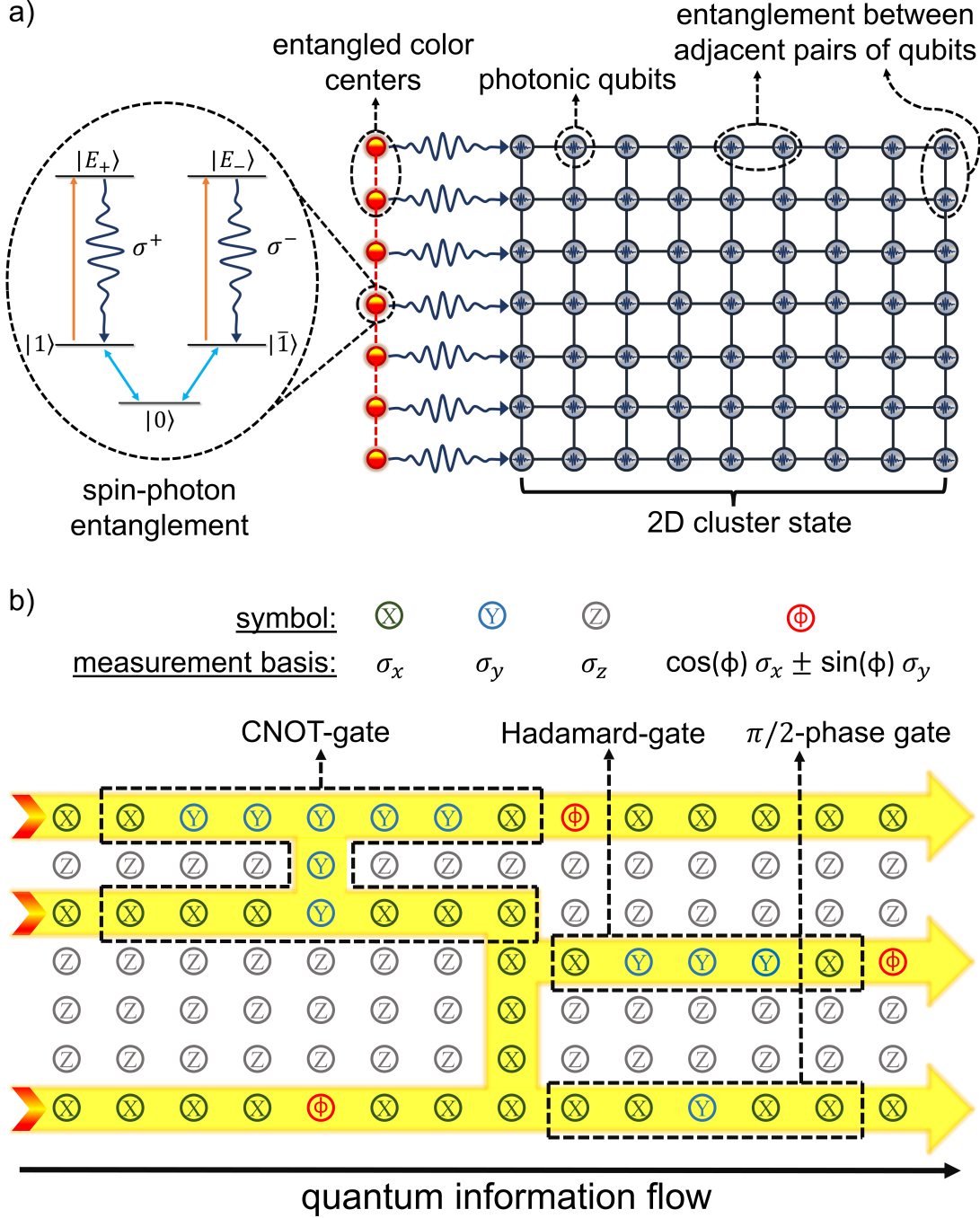


Figure 6: Color center implementation of all optical quantum computation with cluster states. a) Generation of the photonic cluster state using repeated emissions from entangled color centers. Inset figure shows the so called I-I energy level structure for spin-photon entanglement creation [133]. b) Quantum logic network implemented on the cluster state via single qubit measurements in different bases [143, 144]. Operating principles are detailed in the main text.

5 Summary

In this perspective paper, we have presented integrated silicon carbide photonics as a powerful playground for quantum technology development. Although SiC has benefits as a material platform for QIP applications - CMOS compatible, wafer-scale nanofabrication processes and availability of color centers with emission in telecommunications wavelength, progress needs to be made on aspects such as the entanglement processes in integrated color center devices.

In an international and interdisciplinary scientific effort, this field is moving to demonstrate unique capabilities in materials engineering, spin-photon entanglement and cavity-emitter interaction. The potential impact on quantum networking, simulation and computing has been drawing a larger community to explore SiC color centers and we hope this paper will serve as guiding material to connect concepts from related fields.

Acknowledgements

This work is supported by the National Science Foundation (CAREER-2047564) and the UC Davis Summer GSR Award for Engineering or Computer-related Applications and Methods.

References

- [1] Robert Stockill, MJ Stanley, Lukas Huthmacher, E Clarke, M Hugues, AJ Miller, C Matthiesen, Claire Le Gall, and Mete Atatüre. Phase-tuned entangled state generation between distant spin qubits. *Physical Review Letters*, 119(1):010503, 2017.
- [2] Natasha Tomm, Alisa Javadi, Nadia Olympia Antoniadis, Daniel Najer, Matthias Christian Löbl, Alexander Rolf Korsch, Rüdiger Schott, Sascha René Valentin, Andreas Dirk Wieck, Arne Ludwig, et al. A bright and fast source of coherent single photons. *Nature Nanotechnology*, 16(4):399–403, 2021.
- [3] Hannes Bernien, Bas Hensen, Wolfgang Pfaff, Gerwin Koolstra, Machiel S Blok, Lucio Robledo, TH Taminiau, Matthew Markham, Daniel J Twitchen, Lilian Childress, et al.

- Heralded entanglement between solid-state qubits separated by three metres. *Nature*, 497(7447):86–90, 2013.
- [4] Bas Hensen, Hannes Bernien, Anaïs E Dréau, Andreas Reiserer, Norbert Kalb, Machiel S Blok, Just Ruitenbergh, Raymond FL Vermeulen, Raymond N Schouten, Carlos Abellán, et al. Loophole-free bell inequality violation using electron spins separated by 1.3 kilometres. *Nature*, 526(7575):682–686, 2015.
 - [5] Matteo Pompili, Sophie LN Hermans, Simon Baier, Hans KC Beukers, Peter C Humphreys, Raymond N Schouten, Raymond FL Vermeulen, Marijn J Tiggelman, Laura dos Santos Martins, Bas Dirkse, et al. Realization of a multinode quantum network of remote solid-state qubits. *Science*, 372(6539):259–264, 2021.
 - [6] MH Abobeih, Y Wang, J Randall, SJH Loenen, CE Bradley, M Markham, DJ Twitchen, BM Terhal, and TH Taminiau. Fault-tolerant operation of a logical qubit in a diamond quantum processor. *arXiv preprint arXiv:2108.01646*, 2021.
 - [7] Mihir K Bhaskar, Ralf Riedinger, Bartholomeus Machielse, David S Levonian, Christian T Nguyen, Erik N Knall, Hongkun Park, Dirk Englund, Marko Lončar, Denis D Sukachev, et al. Experimental demonstration of memory-enhanced quantum communication. *Nature*, 580(7801):60–64, 2020.
 - [8] CE Bradley, Joe Randall, Mohamed H Abobeih, RC Berrevoets, MJ Degen, MA Bakker, Matthew Markham, DJ Twitchen, and Tim H Taminiau. A ten-qubit solid-state spin register with quantum memory up to one minute. *Physical Review X*, 9(3):031045, 2019.
 - [9] P Neumann, N Mizuochi, F Rempp, Philip Hemmer, H Watanabe, S Yamasaki, V Jacques, Torsten Gaebel, F Jelezko, and J Wrachtrup. Multipartite entanglement among single spins in diamond. *Science*, 320(5881):1326–1329, 2008.
 - [10] Andrei Faraon, Paul E Barclay, Charles Santori, Kai-Mei C Fu, and Raymond G Beausoleil. Resonant enhancement of the zero-phonon emission from a colour centre in a diamond cavity. *Nature Photonics*, 5(5):301–305, 2011.

- [11] Daniel Riedel, Immo Söllner, Brendan J Shields, Sebastian Starosielec, Patrick Appel, Elke Neu, Patrick Maletinsky, and Richard J Warburton. Deterministic enhancement of coherent photon generation from a nitrogen-vacancy center in ultrapure diamond. *Physical Review X*, 7(3):031040, 2017.
- [12] Marcus W Doherty, Neil B Manson, Paul Delaney, Fedor Jelezko, Jörg Wrachtrup, and Lloyd CL Hollenberg. The nitrogen-vacancy colour centre in diamond. *Physics Reports*, 528(1):1–45, 2013.
- [13] Maximilian Ruf, Mark IJspeert, Suzanne Van Dam, Nick De Jong, Hans Van Den Berg, Guus Evers, and Ronald Hanson. Optically coherent nitrogen-vacancy centers in micrometer-thin etched diamond membranes. *Nano Letters*, 19(6):3987–3992, 2019.
- [14] Anna Tchegotareva, Sophie LN Hermans, Peter C Humphreys, Dirk Voigt, Peter J Harmsma, Lun K Cheng, Ad L Verlaan, Niels Dijkhuizen, Wim De Jong, Anaïs Dréau, et al. Entanglement between a diamond spin qubit and a photonic time-bin qubit at telecom wavelength. *Physical Review Letters*, 123(6):063601, 2019.
- [15] Denis D Sukachev, Alp Sipahigil, Christian T Nguyen, Mihir K Bhaskar, Ruffin E Evans, Fedor Jelezko, and Mikhail D Lukin. Silicon-vacancy spin qubit in diamond: a quantum memory exceeding 10 ms with single-shot state readout. *Physical Review Letters*, 119(22):223602, 2017.
- [16] Benjamin Pingault, David-Dominik Jarausch, Christian Hepp, Lina Klintberg, Jonas N Becker, Matthew Markham, Christoph Becher, and Mete Atatüre. Coherent control of the silicon-vacancy spin in diamond. *Nature Communications*, 8(1):1–7, 2017.
- [17] Petr Siyushev, Mathias H Metsch, Aroosa Ijaz, Jan M Binder, Mihir K Bhaskar, Denis D Sukachev, Alp Sipahigil, Ruffin E Evans, Christian T Nguyen, Mikhail D Lukin, et al. Optical and microwave control of germanium-vacancy center spins in diamond. *Physical Review B*, 96(8):081201, 2017.

- [18] Takayuki Iwasaki, Yoshiyuki Miyamoto, Takashi Taniguchi, Petr Siyushev, Mathias H Metsch, Fedor Jelezko, and Mutsuko Hatano. Tin-vacancy quantum emitters in diamond. *Physical Review Letters*, 119(25):253601, 2017.
- [19] Matthew E Trusheim, Benjamin Pingault, Noel H Wan, Mustafa Gündoğan, Lorenzo De Santis, Romain Debroux, Dorian Gangloff, Carola Purser, Kevin C Chen, Michael Walsh, et al. Transform-limited photons from a coherent tin-vacancy spin in diamond. *Physical Review Letters*, 124(2):023602, 2020.
- [20] Matthew E Trusheim, Noel H Wan, Kevin C Chen, Christopher J Ciccarino, Johannes Flick, Ravishankar Sundararaman, Girish Malladi, Eric Bersin, Michael Walsh, Benjamin Lienhard, et al. Lead-related quantum emitters in diamond. *Physical Review B*, 99(7):075430, 2019.
- [21] Mete Atatüre, Dirk Englund, Nick Vamivakas, Sang-Yun Lee, and Joerg Wrachtrup. Material platforms for spin-based photonic quantum technologies. *Nature Reviews Materials*, 3(5):38–51, 2018.
- [22] Nguyen T Son, Christopher P Anderson, Alexandre Bourassa, Kevin C Miao, Charles Babin, Matthias Widmann, Matthias Niethammer, Jawad Ul Hassan, Naoya Morioka, Ivan G Ivanov, et al. Developing silicon carbide for quantum spintronics. *Applied Physics Letters*, 116(19):190501, 2020.
- [23] Matthias Widmann, Sang-Yun Lee, Torsten Rendler, Nguyen Tien Son, Helmut Fedder, Seoyoung Paik, Li-Ping Yang, Nan Zhao, Sen Yang, Ian Booker, et al. Coherent control of single spins in silicon carbide at room temperature. *Nature Materials*, 14(2):164–168, 2015.
- [24] David J Christle, Abram L Falk, Paolo Andrich, Paul V Klimov, Jawad Ul Hassan, Nguyen T Son, Erik Janzén, Takeshi Ohshima, and David D Awschalom. Isolated electron spins in silicon carbide with millisecond coherence times. *Nature Materials*, 14(2):160–163, 2015.

- [25] Hosung Seo, Abram L Falk, Paul V Klimov, Kevin C Miao, Giulia Galli, and David D Awschalom. Quantum decoherence dynamics of divacancy spins in silicon carbide. *Nature Communications*, 7(1):1–9, 2016.
- [26] Stefania Castelletto, BC Johnson, Viktor Ivády, N Stavrias, T Umeda, A Gali, and T Ohshima. A silicon carbide room-temperature single-photon source. *Nature Materials*, 13(2):151–156, 2014.
- [27] Abram L Falk, Paul V Klimov, Viktor Ivády, Krisztián Szász, David J Christle, William F Koehl, Ádám Gali, and David D Awschalom. Optical polarization of nuclear spins in silicon carbide. *Physical Review Letters*, 114(24):247603, 2015.
- [28] Paul V Klimov, Abram L Falk, David J Christle, Viatcheslav V Dobrovitski, and David D Awschalom. Quantum entanglement at ambient conditions in a macroscopic solid-state spin ensemble. *Science advances*, 1(10):e1501015, 2015.
- [29] Li-Ping Yang, Christian Burk, Matthias Widmann, Sang-Yun Lee, Jörg Wrachtrup, and Nan Zhao. Electron spin decoherence in silicon carbide nuclear spin bath. *Physical Review B*, 90(24):241203, 2014.
- [30] M Gurfinkel, S Potbhare, HD Xiong, JS Suehle, Yoram Shapira, AJ Lelis, D Habersat, and N Goldsman. Ion implantation and sic transistor performance. *Journal of Applied Physics*, 105(8):084511, 2009.
- [31] William F Koehl, Bob B Buckley, F Joseph Heremans, Greg Calusine, and David D Awschalom. Room temperature coherent control of defect spin qubits in silicon carbide. *Nature*, 479(7371):84–87, 2011.
- [32] David J Christle, Paul V Klimov, F Charles, Krisztián Szász, Viktor Ivády, Valdas Jokubavicius, Jawad Ul Hassan, Mikael Syväjärvi, William F Koehl, Takeshi Ohshima, et al. Isolated spin qubits in SiC with a high-fidelity infrared spin-to-photon interface. *Physical Review X*, 7(2):021046, 2017.
- [33] Christopher P Anderson, Elena O Glen, Cyrus Zeledon, Alexandre Bourassa, Yu Jin, Yizhi Zhu, Christian Vorwerk, Alexander L Crook, Hiroshi Abe, Jawad Ul-Hassan, et al.

- Five-second coherence of a single spin with single-shot readout in silicon carbide. *arXiv preprint arXiv:2110.01590*, 2021.
- [34] Jason S Pelc, Carsten Langrock, Qiang Zhang, and Martin M Fejer. Influence of domain disorder on parametric noise in quasi-phase-matched quantum frequency converters. *Optics Letters*, 35(16):2804–2806, 2010.
 - [35] E Sörman, NT Son, WM Chen, O Kordina, Christer Hallin, and Erik Janzén. Silicon vacancy related defect in 4H and 6H SiC. *Physical Review B*, 61(4):2613, 2000.
 - [36] Erik Janzén, Adam Gali, Patrick Carlsson, Andreas Gällström, Björn Magnusson, and Nguyen T Son. The silicon vacancy in SiC. *Physica B: Condensed Matter*, 404(22):4354–4358, 2009.
 - [37] Péter Udvarhelyi, Gergő Thiering, Naoya Morioka, Charles Babin, Florian Kaiser, Daniil Lukin, Takeshi Ohshima, Jawad Ul-Hassan, Nguyen Tien Son, Jelena Vučković, et al. Vibronic states and their effect on the temperature and strain dependence of silicon-vacancy qubits in 4H-SiC. *Physical Review Applied*, 13(5):054017, 2020.
 - [38] Roland Nagy, Matthias Widmann, Matthias Niethammer, Durga BR Dasari, Ilja Gerhardt, Öney O Soykal, Marina Radulaski, Takeshi Ohshima, Jelena Vučković, Nguyen Tien Son, et al. Quantum properties of dichroic silicon vacancies in silicon carbide. *Physical Review Applied*, 9(3):034022, 2018.
 - [39] D Simin, H Kraus, A Sperlich, T Ohshima, GV Astakhov, and V Dyakonov. Locking of electron spin coherence above 20 ms in natural silicon carbide. *Physical Review B*, 95(16):161201, 2017.
 - [40] Naoya Morioka, Charles Babin, Roland Nagy, Izel Gediz, Erik Hesselmeier, Di Liu, Matthew Joliffe, Matthias Niethammer, Durga Dasari, Vadim Vorobyov, et al. Spin-controlled generation of indistinguishable and distinguishable photons from silicon vacancy centres in silicon carbide. *Nature Communications*, 11(1):1–8, 2020.

- [41] Wenzheng Dong, MW Doherty, and Sophia E Economou. Spin polarization through intersystem crossing in the silicon vacancy of silicon carbide. *Physical Review B*, 99(18):184102, 2019.
- [42] Roland Nagy, Matthias Niethammer, Matthias Widmann, Yu-Chen Chen, Péter Udvarhelyi, Cristian Bonato, Jawad Ul Hassan, Robin Karhu, Ivan G Ivanov, Nguyen Tien Son, et al. High-fidelity spin and optical control of single silicon-vacancy centres in silicon carbide. *Nature Communications*, 10(1):1–8, 2019.
- [43] VA Soltamov, BV Yavkin, DO Tolmachev, RA Babunts, AG Badalyan, V Yu Davydov, EN Mokhov, II Proskuryakov, SB Orlinskii, and PG Baranov. Optically addressable silicon vacancy-related spin centers in rhombic silicon carbide with high breakdown characteristics and endor evidence of their structure. *Physical Review Letters*, 115(24):247602, 2015.
- [44] Péter Udvarhelyi, Roland Nagy, Florian Kaiser, Sang-Yun Lee, Jörg Wrachtrup, and Adam Gali. Spectrally stable defect qubits with no inversion symmetry for robust spin-to-photon interface. *Physical Review Applied*, 11(4):044022, 2019.
- [45] Roland Nagy, Durga Bhaktavatsala Rao Dasari, Charles Babin, Di Liu, Vadim Vorobyov, Matthias Niethammer, Matthias Widmann, Tobias Linkewitz, Izel Gediz, Rainer Stöhr, et al. Narrow inhomogeneous distribution of spin-active emitters in silicon carbide. *Applied Physics Letters*, 118(14):144003, 2021.
- [46] SA Zargaleh, B Eble, S Hameau, J-L Cantin, L Legrand, M Bernard, F Margaillan, J-S Lauret, J-F Roch, HJ Von Bardeleben, et al. Evidence for near-infrared photoluminescence of nitrogen vacancy centers in 4H-SiC. *Physical Review B*, 94(6):060102, 2016.
- [47] HJ Von Bardeleben, JL Cantin, E Rauls, and U Gerstmann. Identification and magneto-optical properties of the nv center in 4H-SiC. *Physical Review B*, 92(6):064104, 2015.
- [48] Soroush Abbasi Zargaleh, Sophie Hameau, Benoit Eble, F Margaillan, Hans Jürgen von Bardeleben, Jean-Louis Cantin, and Weibo Gao. Nitrogen vacancy center in cubic

- silicon carbide: A promising qubit in the $1.5\ \mu\text{m}$ spectral range for photonic quantum networks. *Physical Review B*, 98(16):165203, 2018.
- [49] Kh Khazen, HJ Von Bardeleben, SA Zargaleh, JL Cantin, Mu Zhao, Weibo Gao, T Biktagirov, and U Gerstmann. High-resolution resonant excitation of NV centers in 6H-SiC: A matrix for quantum technology applications. *Physical Review B*, 100(20):205202, 2019.
 - [50] Hans Jurgen von Bardeleben, Jean-Louis Cantin, Uwe Gerstmann, Wolf Gero Schmidt, and Timur Biktagirov. Spin polarization, electron–phonon coupling, and zero-phonon line of the NV center in 3C-SiC. *Nano Letters*, 2021.
 - [51] Jun-Feng Wang, Fei-Fei Yan, Qiang Li, Zheng-Hao Liu, He Liu, Guo-Ping Guo, Li-Ping Guo, Xiong Zhou, Jin-Ming Cui, Jian Wang, et al. Coherent control of nitrogen-vacancy center spins in silicon carbide at room temperature. *Physical Review Letters*, 124(22):223601, 2020.
 - [52] Jun-Feng Wang, Zheng-Hao Liu, Fei-Fei Yan, Qiang Li, Xin-Ge Yang, Liping Guo, Xiong Zhou, Wei Huang, Jin-Shi Xu, Chuan-Feng Li, et al. Experimental optical properties of single nitrogen vacancy centers in silicon carbide at room temperature. *ACS Photonics*, 7(7):1611–1616, 2020.
 - [53] NT Son, A Ellison, Björn Magnusson, MF MacMillan, WM Chen, Bo Monemar, and Erik Janzén. Photoluminescence and zeeman effect in chromium-doped 4H and 6H SiC. *Journal of Applied Physics*, 86(8):4348–4353, 1999.
 - [54] William F Koehl, Berk Diler, Samuel J Whiteley, Alexandre Bourassa, N Tien Son, Erik Janzén, and David D Awschalom. Resonant optical spectroscopy and coherent control of Cr^{4+} spin ensembles in SiC and GaN. *Physical Review B*, 95(3):035207, 2017.
 - [55] Lukas Spindlberger, András Csóré, Gergő Thiering, S Putz, Robin Karhu, J Ul Hassan, NT Son, T Fromherz, A Gali, and M Trupke. Optical properties of vanadium in 4H silicon carbide for quantum technology. *Physical Review Applied*, 12(1):014015, 2019.

- [56] Gary Wolfowicz, Christopher P Anderson, Berk Diler, Oleg G Poluektov, F Joseph Heremans, and David D Awschalom. Vanadium spin qubits as telecom quantum emitters in silicon carbide. *Science Advances*, 6(18):eaaz1192, 2020.
- [57] Andreas Gällström, Björn Magnusson, and Erik Janzén. Optical identification of Mo related deep level defect in 4H and 6H SiC. In *Materials Science Forum*, volume 615, pages 405–408. Trans Tech Publ, 2009.
- [58] Tom Bosma, Gerrit JJ Lof, Carmem M Gilardoni, Olger V Zwier, Freddie Hendriks, Björn Magnusson, Alexandre Ellison, Andreas Gällström, Ivan G Ivanov, NT Son, et al. Identification and tunable optical coherent control of transition-metal spins in silicon carbide. *npj Quantum Information*, 4(1):1–7, 2018.
- [59] Andreas Gällström, Björn Magnusson, Franziska C Beyer, Adam Gali, NT Son, Stefano Leone, Ivan G Ivanov, Carl G Hemmingsson, Anne Henry, and Erik Janzén. Optical identification and electronic configuration of tungsten in 4H-and 6H-SiC. *Physica B: Condensed Matter*, 407(10):1462–1466, 2012.
- [60] Natasha Tabassum, Vasileios Nikas, Alex E Kaloyeros, Vidya Kaushik, Edward Crawford, Mengbing Huang, and Spyros Gallis. Engineered telecom emission and controlled positioning of Er^{3+} enabled by SiC nanophotonic structures. *Nanophotonics*, 9(6):1425–1437, 2020.
- [61] RA Parker, N Dontschuk, S-I Sato, CT-K Lew, P Reineck, A Nadarajah, T Ohshima, BC Gibson, S Castelletto, JC McCallum, et al. Infrared erbium photoluminescence enhancement in silicon carbide nano-pillars. *Journal of Applied Physics*, 130(14):145101, 2021.
- [62] Sen Yang, Ya Wang, DD Bhaktavatsala Rao, Thai Hien Tran, Ali S Momenzadeh, M Markham, DJ Twitchen, Ping Wang, Wen Yang, Rainer Stöhr, et al. High-fidelity transfer and storage of photon states in a single nuclear spin. *Nature Photonics*, 10(8):507–511, 2016.

- [63] Alexandre Bourassa, Christopher P Anderson, Kevin C Miao, Mykyta Onizhuk, He Ma, Alexander L Crook, Hiroshi Abe, Jawad Ul-Hassan, Takeshi Ohshima, Nguyen T Son, et al. Entanglement and control of single nuclear spins in isotopically engineered silicon carbide. *Nature Materials*, 19(12):1319–1325, 2020.
- [64] D Simin, VA Soltamov, AV Poshakinskiy, AN Anisimov, RA Babunts, DO Tolmachev, EN Mokhov, M Trupke, SA Tarasenko, A Sperlich, et al. All-optical dc nanotesla magnetometry using silicon vacancy fine structure in isotopically purified silicon carbide. *Physical Review X*, 6(3):031014, 2016.
- [65] Yuji Horino, Nobuteru Tsubouchi, Kanenaga Fujii, Toshitake Nakata, and Toshinori Takagi. Simultaneous mass-analyzed positive and negative low-energy ion beam deposition apparatus. *Nuclear Instruments and Methods in Physics Research Section B: Beam Interactions with Materials and Atoms*, 106(1-4):657–661, 1995.
- [66] N Tsubouchi, A Chayahara, Y Mokuno, A Kinomura, and Y Horino. Isotopically-purified Si and ${}^3\text{C}$ -SiC film growth by an ion-beam deposition method. *physica status solidi (a)*, 189(1):169–174, 2002.
- [67] F Sardi, T Kornher, M Widmann, R Kolesov, F Schiller, T Reindl, M Hagel, and J Wrachtrup. Scalable production of solid-immersion lenses for quantum emitters in silicon carbide. *Applied Physics Letters*, 117(2):022105, 2020.
- [68] Marina Radulaski, Matthias Widmann, Matthias Niethammer, Jingyuan Linda Zhang, Sang-Yun Lee, Torsten Rendler, Konstantinos G Lagoudakis, Nguyen Tien Son, Erik Janzen, Takeshi Ohshima, et al. Scalable quantum photonics with single color centers in silicon carbide. *Nano Letters*, 17(3):1782–1786, 2017.
- [69] Daniil M Lukin, Constantin Dory, Melissa A Guidry, Ki Youl Yang, Sattwik Deb Mishra, Rahul Trivedi, Marina Radulaski, Shuo Sun, Dries Vercruysse, Geun Ho Ahn, et al. 4H-silicon-carbide-on-insulator for integrated quantum and nonlinear photonics. *Nature Photonics*, 14(5):330–334, 2020.

- [70] Charles Babin, Rainer Stöhr, Naoya Morioka, Tobias Linkewitz, Timo Steidl, Raphael Wörnle, Di Liu, Erik Hesselmeier, Vadim Vorobyov, Andrej Denisenko, et al. Nanofabricated and integrated colour centres in silicon carbide with high-coherence spin-optical properties. *arXiv preprint arXiv:2109.04737*, 2021.
- [71] Constantin Dory, Dries Vercruysse, Ki Youl Yang, Neil V Sapra, Alison E Rugar, Shuo Sun, Daniil M Lukin, Alexander Y Piggott, Jingyuan L Zhang, Marina Radulaski, et al. Inverse-designed diamond photonics. *Nature Communications*, 10(1):1–7, 2019.
- [72] Michael J Burek, Charles Meuwly, Ruffin E Evans, Mihir K Bhaskar, Alp Sipahigil, Srujan Meesala, Bartholomeus Machielse, Denis D Sukachev, Christian T Nguyen, Jose L Pacheco, et al. Fiber-coupled diamond quantum nanophotonic interface. *Physical Review Applied*, 8(2):024026, 2017.
- [73] David O Bracher, Xingyu Zhang, and Evelyn L Hu. Selective purcell enhancement of two closely linked zero-phonon transitions of a silicon carbide color center. *Proceedings of the National Academy of Sciences*, 114(16):4060–4065, 2017.
- [74] Alexander L Crook, Christopher P Anderson, Kevin C Miao, Alexandre Bourassa, Hope Lee, Sam L Bayliss, David O Bracher, Xingyu Zhang, Hiroshi Abe, Takeshi Ohshima, et al. Purcell enhancement of a single silicon carbide color center with coherent spin control. *Nano Letters*, 20(5):3427–3434, 2020.
- [75] Bong-Shik Song, Shota Yamada, Takashi Asano, and Susumu Noda. Demonstration of two-dimensional photonic crystals based on silicon carbide. *Optics Express*, 19(12):11084–11089, 2011.
- [76] Marina Radulaski, Thomas M Babinec, Sonia Buckley, Armand Rundquist, J Provine, Kassem Alassaad, Gabriel Ferro, and Jelena Vučković. Photonic crystal cavities in cubic (3C) polytype silicon carbide films. *Optics Express*, 21(26):32623–32629, 2013.
- [77] Bong-Shik Song, Takashi Asano, Seungwoo Jeon, Heungjoon Kim, Changxuan Chen, Dongyeon Daniel Kang, and Susumu Noda. Ultrahigh-Q photonic crystal nanocavities based on 4H silicon carbide. *Optica*, 6(8):991–995, 2019.

- [78] Xiyuan Lu, Jonathan Y Lee, Philip X-L Feng, and Qiang Lin. Silicon carbide microdisk resonator. *Optics Letters*, 38(8):1304–1306, 2013.
- [79] Andrew P Magyar, David Bracher, Jonathan C Lee, Igor Aharonovich, and Evelyn L Hu. High quality SiC microdisk resonators fabricated from monolithic epilayer wafers. *Applied Physics Letters*, 104(5):051109, 2014.
- [80] Bong-Shik Song, Seungwoo Jeon, Heungjoon Kim, Dongyeon Daniel Kang, Takashi Asano, and Susumu Noda. High-Q-factor nanobeam photonic crystal cavities in bulk silicon carbide. *Applied Physics Letters*, 113(23):231106, 2018.
- [81] Greg Calusine, Alberto Politi, and David D Awschalom. Silicon carbide photonic crystal cavities with integrated color centers. *Applied Physics Letters*, 105(1):011123, 2014.
- [82] Greg Calusine, Alberto Politi, and David D Awschalom. Cavity-enhanced measurements of defect spins in silicon carbide. *Physical Review Applied*, 6(1):014019, 2016.
- [83] Marina Radulaski, Matthias Widmann, Matthias Niethammer, Jingyuan Linda Zhang, Sang-Yun Lee, Torsten Rendler, Konstantinos G Lagoudakis, Nguyen Tien Son, Erik Janzen, Takeshi Ohshima, et al. Scalable quantum photonics with single color centers in silicon carbide. *Nano Letters*, 17(3):1782–1786, 2017.
- [84] Melissa A Guidry, Ki Youl Yang, Daniil M Lukin, Ashot Markosyan, Joshua Yang, Martin M Fejer, and Jelena Vučković. Optical parametric oscillation in silicon carbide nanophotonics. *Optica*, 7(9):1139–1142, 2020.
- [85] Erika Janitz, Mihir K Bhaskar, and Lilian Childress. Cavity quantum electrodynamics with color centers in diamond. *Optica*, 7(10):1232–1252, 2020.
- [86] Johannes Borregaard, Anders Søndberg Sørensen, and Peter Lodahl. Quantum networks with deterministic spin–photon interfaces. *Advanced Quantum Technologies*, 2(5-6):1800091, 2019.
- [87] Andreas Reiserer and Gerhard Rempe. Cavity-based quantum networks with single atoms and optical photons. *Reviews of Modern Physics*, 87(4):1379, 2015.

- [88] Liudi Jiang and Rebecca Cheung. Impact of Ar addition to inductively coupled plasma etching of SiC in SF₆/O₂. *Microelectronic Engineering*, 73:306–311, 2004.
- [89] JH Choi, L Latu-Romain, Edwige Bano, F Dhalluin, T Chevolleau, and T Baron. Fabrication of SiC nanopillars by inductively coupled SF₆/O₂ plasma etching. *Journal of Physics D: Applied Physics*, 45(23):235204, 2012.
- [90] Karen M Dowling, Elliot H Ransom, and Debbie G Senesky. Profile evolution of high aspect ratio silicon carbide trenches by inductive coupled plasma etching. *Journal of Microelectromechanical Systems*, 26(1):135–142, 2016.
- [91] Mark J Polking, Alan M Dibos, Nathalie P de Leon, and Hongkun Park. Improving defect-based quantum emitters in silicon carbide via inorganic passivation. *Advanced Materials*, 30(4):1704543, 2018.
- [92] Jaime Cardenas, Mian Zhang, Christopher T Phare, Shreyas Y Shah, Carl B Poitras, Biswajeet Guha, and Michal Lipson. High Q SiC microresonators. *Optics Express*, 21(14):16882–16887, 2013.
- [93] Xiyuan Lu, Jonathan Y Lee, Philip X-L Feng, and Qiang Lin. High Q silicon carbide microdisk resonator. *Applied Physics Letters*, 104(18):181103, 2014.
- [94] L Di Cioccio, F Letertre, Y Le Tiec, AM Papon, C Jaussaud, and M Bruel. Silicon carbide on insulator formation by the smart-cut® process. *Materials Science and Engineering: B*, 46(1-3):349–356, 1997.
- [95] David O Bracher and Evelyn L Hu. Fabrication of high-Q nanobeam photonic crystals in epitaxially grown 4H-SiC. *Nano Letters*, 15(9):6202–6207, 2015.
- [96] Michael J Burek, Nathalie P De Leon, Brendan J Shields, Birgit JM Hausmann, Yiwen Chu, Qimin Quan, Alexander S Zibrov, Hongkun Park, Mikhail D Lukin, and Marko Lončar. Free-standing mechanical and photonic nanostructures in single-crystal diamond. *Nano Letters*, 12(12):6084–6089, 2012.

- [97] Haig A Atikian, Pawel Latawiec, Michael J Burek, Young-Ik Sohn, Srujan Meesala, Normand Gravel, Ammar B Kouki, and Marko Lončar. Freestanding nanostructures via reactive ion beam angled etching. *APL Photonics*, 2(5):051301, 2017.
- [98] S Mosor, J Hendrickson, BC Richards, J Sweet, G Khitrova, HM Gibbs, Tomoyuki Yoshie, Axel Scherer, OB Shchekin, and DG Deppe. Scanning a photonic crystal slab nanocavity by condensation of xenon. *Applied Physics Letters*, 87(14):141105, 2005.
- [99] Jingyuan Linda Zhang, Shuo Sun, Michael J Burek, Constantin Dory, Yan-Kai Tzeng, Kevin A Fischer, Yousif Kelaita, Konstantinos G Lagoudakis, Marina Radulaski, Zhi-Xun Shen, et al. Strongly cavity-enhanced spontaneous emission from silicon-vacancy centers in diamond. *Nano Letters*, 18(2):1360–1365, 2018.
- [100] Christopher P Anderson, Alexandre Bourassa, Kevin C Miao, Gary Wolfowicz, Peter J Mintun, Alexander L Crook, Hiroshi Abe, Jawad Ul Hassan, Nguyen T Son, Takeshi Ohshima, et al. Electrical and optical control of single spins integrated in scalable semiconductor devices. *Science*, 366(6470):1225–1230, 2019.
- [101] Samuel J Whiteley, Gary Wolfowicz, Christopher P Anderson, Alexandre Bourassa, He Ma, Meng Ye, Gerwin Koolstra, Kevin J Satzinger, Martin V Holt, F Joseph Heremans, et al. Spin–phonon interactions in silicon carbide addressed by gaussian acoustics. *Nature Physics*, 15(5):490–495, 2019.
- [102] Charles F de las Casas, David J Christle, Jawad Ul Hassan, Takeshi Ohshima, Nguyen T Son, and David D Awschalom. Stark tuning and electrical charge state control of single divacancies in silicon carbide. *Applied Physics Letters*, 111(26):262403, 2017.
- [103] Srujan Meesala, Young-Ik Sohn, Benjamin Pingault, Linbo Shao, Haig A Atikian, Jeffrey Holzgrafe, Mustafa Gündoğan, Camille Stavrakas, Alp Sipahigil, Cleaven Chia, et al. Strain engineering of the silicon-vacancy center in diamond. *Physical Review B*, 97(20):205444, 2018.
- [104] Bartholomeus Machielse, Stefan Bogdanovic, Srujan Meesala, Scarlett Gauthier, Michael J Burek, Graham Joe, Michelle Chalupnik, Young-Ik Sohn, Jeffrey Holz-

- grafe, Ruffin E Evans, et al. Quantum interference of electromechanically stabilized emitters in nanophotonic devices. *Physical Review X*, 9(3):031022, 2019.
- [105] Matthias Widmann, Matthias Niethammer, Dmitry Yu Fedyanin, Igor A Khramtsov, Torsten Rendler, Ian D Booker, Jawad Ul Hassan, Naoya Morioka, Yu-Chen Chen, Ivan G Ivanov, et al. Electrical charge state manipulation of single silicon vacancies in a silicon carbide quantum optoelectronic device. *Nano Letters*, 19(10):7173–7180, 2019.
- [106] Matthias Niethammer, Matthias Widmann, Torsten Rendler, Naoya Morioka, Yu-Chen Chen, Rainer Stöhr, Jawad Ul Hassan, Shinobu Onoda, Takeshi Ohshima, Sang-Yun Lee, et al. Coherent electrical readout of defect spins in silicon carbide by photo-ionization at ambient conditions. *Nature Communications*, 10(1):1–8, 2019.
- [107] Junfeng Wang, Xiaoming Zhang, Yu Zhou, Ke Li, Ziyu Wang, Phani Peddibhotla, Fucui Liu, Sven Bauerdick, Axel Rudzinski, Zheng Liu, et al. Scalable fabrication of single silicon vacancy defect arrays in silicon carbide using focused ion beam. *ACS Photonics*, 4(5):1054–1059, 2017.
- [108] Yu-Chen Chen, Patrick S Salter, Matthias Niethammer, Matthias Widmann, Florian Kaiser, Roland Nagy, Naoya Morioka, Charles Babin, Jürgen Erlekampf, Patrick Berwian, et al. Laser writing of scalable single color centers in silicon carbide. *Nano Letters*, 19(4):2377–2383, 2019.
- [109] H Kraus, D Simin, C Kasper, Y Suda, S Kawabata, W Kada, T Honda, Y Hijikata, T Ohshima, V Dyakonov, et al. Three-dimensional proton beam writing of optically active coherent vacancy spins in silicon carbide. *Nano Letters*, 17(5):2865–2870, 2017.
- [110] Junfeng Wang, Yu Zhou, Xiaoming Zhang, Fucui Liu, Yan Li, Ke Li, Zheng Liu, Guanzhong Wang, and Weibo Gao. Efficient generation of an array of single silicon-vacancy defects in silicon carbide. *Physical Review Applied*, 7(6):064021, 2017.
- [111] CT Nguyen, DD Sukachev, MK Bhaskar, B Machielse, DS Levonian, EN Knall, P Stroganov, C Chia, MJ Burek, R Riedinger, et al. An integrated nanophotonic

- quantum register based on silicon-vacancy spins in diamond. *Physical Review B*, 100(16):165428, 2019.
- [112] Norbert Kalb, Andreas A Reiserer, Peter C Humphreys, Jacob JW Bakermans, Sten J Kamerling, Naomi H Nickerson, Simon C Benjamin, Daniel J Twitchen, Matthew Markham, and Ronald Hanson. Entanglement distillation between solid-state quantum network nodes. *Science*, 356(6341):928–932, 2017.
 - [113] Lu-Cong Lu, Guan-Yu Wang, Bao-Cang Ren, Mei Zhang, and Fu-Guo Deng. Heralded entanglement purification protocol using high-fidelity parity-check gate based on nitrogen-vacancy center in optical cavity. *Chinese Physics B*, 29(1):010305, 2020.
 - [114] William J Munro, Koji Azuma, Kiyoshi Tamaki, and Kae Nemoto. Inside quantum repeaters. *IEEE Journal of Selected Topics in Quantum Electronics*, 21(3):78–90, 2015.
 - [115] Liang Jiang, Jacob M Taylor, Navin Khaneja, and Mikhail D Lukin. Optimal approach to quantum communication using dynamic programming. *Proceedings of the National Academy of Sciences*, 104(44):17291–17296, 2007.
 - [116] Liang Jiang, Jacob M Taylor, Kae Nemoto, William J Munro, Rodney Van Meter, and Mikhail D Lukin. Quantum repeater with encoding. *Physical Review A*, 79(3):032325, 2009.
 - [117] WJ Munro, KA Harrison, AM Stephens, SJ Devitt, and Kae Nemoto. From quantum multiplexing to high-performance quantum networking. *Nature Photonics*, 4(11):792–796, 2010.
 - [118] Austin G Fowler, David S Wang, Charles D Hill, Thaddeus D Ladd, Rodney Van Meter, and Lloyd CL Hollenberg. Surface code quantum communication. *Physical Review Letters*, 104(18):180503, 2010.
 - [119] William J Munro, Ashley M Stephens, Simon J Devitt, Keith A Harrison, and Kae Nemoto. Quantum communication without the necessity of quantum memories. *Nature Photonics*, 6(11):777–781, 2012.

- [120] Sreraman Muralidharan, Jungsang Kim, Norbert Lütkenhaus, Mikhail D Lukin, and Liang Jiang. Ultrafast and fault-tolerant quantum communication across long distances. *Physical Review Letters*, 112(25):250501, 2014.
- [121] Sreraman Muralidharan, Linshu Li, Jungsang Kim, Norbert Lütkenhaus, Mikhail D Lukin, and Liang Jiang. Optimal architectures for long distance quantum communication. *Scientific Reports*, 6(1):1–10, 2016.
- [122] Viktor Ivády, Paul V Klimov, Kevin C Miao, Abram L Falk, David J Christle, Krisztián Szász, Igor A Abrikosov, David D Awschalom, and Adam Gali. High-fidelity bidirectional nuclear qubit initialization in SiC. *Physical Review Letters*, 117(22):220503, 2016.
- [123] Hunter B Banks, Öney O Soykal, Rachael L Myers-Ward, D Kurt Gaskill, TL Reinecke, and Samuel G Carter. Resonant optical spin initialization and readout of single silicon vacancies in 4H-SiC. *Physical Review Applied*, 11(2):024013, 2019.
- [124] Adriana E Lita, Aaron J Miller, and Sae Woo Nam. Counting near-infrared single-photons with 95% efficiency. *Optics Express*, 16(5):3032–3040, 2008.
- [125] Francesco Marsili, Varun B Verma, Jeffrey A Stern, Susanmarie Harrington, Adriana E Lita, Thomas Gerrits, Igor Vayshenker, Burm Baek, Matthew D Shaw, Richard P Mirin, et al. Detecting single infrared photons with 93% system efficiency. *Nature Photonics*, 7(3):210–214, 2013.
- [126] Patrik Rath, Oliver Kahl, Simone Ferrari, Fabian Sproll, Georgia Lewes-Malandrakis, Dietmar Brink, Konstantin Ilin, Michael Siegel, Christoph Nebel, and Wolfram Pernice. Superconducting single-photon detectors integrated with diamond nanophotonic circuits. *Light: Science & Applications*, 4(10):e338–e338, 2015.
- [127] F Martini, A Gaggero, F Mattioli, and R Leoni. Single photon detection with superconducting nanowires on crystalline silicon carbide. *Optics Express*, 27(21):29669–29675, 2019.

- [128] F Martini, A Gaggero, F Mattioli, and R Leoni. Electro-optical characterization of superconducting nanowire single-photon detectors fabricated on 3C silicon carbide. *Journal of Low Temperature Physics*, 199(1):563–568, 2020.
- [129] Koji Azuma, Kiyoshi Tamaki, and Hoi-Kwong Lo. All-photonic quantum repeaters. *Nature Communications*, 6(1):1–7, 2015.
- [130] M Zwerger, W Dür, and HJ Briegel. Measurement-based quantum repeaters. *Physical Review A*, 85(6):062326, 2012.
- [131] M Zwerger, HJ Briegel, and W Dür. Universal and optimal error thresholds for measurement-based entanglement purification. *Physical Review Letters*, 110(26):260503, 2013.
- [132] Donovan Buterakos, Edwin Barnes, and Sophia E Economou. Deterministic generation of all-photonic quantum repeaters from solid-state emitters. *Physical Review X*, 7(4):041023, 2017.
- [133] Sophia E Economou and Pratibha Dev. Spin-photon entanglement interfaces in silicon carbide defect centers. *Nanotechnology*, 27(50):504001, 2016.
- [134] Paul Hilaire, Edwin Barnes, and Sophia E Economou. Resource requirements for efficient quantum communication using all-photonic graph states generated from a few matter qubits. *Quantum*, 5:397, 2021.
- [135] J. M. Raimond, M. Brune, and S. Haroche. Manipulating quantum entanglement with atoms and photons in a cavity. *Rev. Mod. Phys.*, 73:565–582, Aug 2001.
- [136] H Jeff Kimble. Strong interactions of single atoms and photons in cavity QED. *Physica Scripta*, 1998(T76):127, 1998.
- [137] Emmanuelle Peter, Pascale Senellart, David Martrou, Aristide Lemaître, J Hours, JM Gérard, and Jacqueline Bloch. Exciton-photon strong-coupling regime for a single quantum dot embedded in a microcavity. *Physical Review Letters*, 95(6):067401, 2005.

- [138] Jason McKeever, Andreea Boca, A David Boozer, Joseph R Buck, and H Jeff Kimble. Experimental realization of a one-atom laser in the regime of strong coupling. *Nature*, 425(6955):268–271, 2003.
- [139] Andreas Wallraff, David I Schuster, Alexandre Blais, Luigi Frunzio, R-S Huang, Johannes Majer, Sameer Kumar, Steven M Girvin, and Robert J Schoelkopf. Strong coupling of a single photon to a superconducting qubit using circuit quantum electrodynamics. *Nature*, 431(7005):162–167, 2004.
- [140] Sridhar Majety, Victoria A Norman, Liang Li, Miranda Bell, Pranta Saha, and Marina Radulaski. Quantum photonics in triangular-cross-section nanodevices in silicon carbide. *Journal of Physics: Photonics*, 3(3):034008, 2021.
- [141] Michael J Hartmann, Fernando GSL Brandao, and Martin B Plenio. Quantum many-body phenomena in coupled cavity arrays. *Laser & Photonics Reviews*, 2(6):527–556, 2008.
- [142] Bogusz Bujnowski, Justine K Corso, Andrew LC Hayward, Jared H Cole, and Andy M Martin. Supersolid phases of light in extended jaynes-cummings-hubbard systems. *Physical Review A*, 90(4):043801, 2014.
- [143] Robert Raussendorf and Hans J Briegel. A one-way quantum computer. *Physical Review Letters*, 86(22):5188, 2001.
- [144] Robert Raussendorf, Daniel E Browne, and Hans J Briegel. Measurement-based quantum computation on cluster states. *Physical review A*, 68(2):022312, 2003.
- [145] Yuan Liang Lim, Sean D Barrett, Almut Beige, Pieter Kok, and Leong Chuan Kwek. Repeat-until-success quantum computing using stationary and flying qubits. *Physical Review A*, 73(1):012304, 2006.
- [146] Robert Beals, Stephen Brierley, Oliver Gray, Aram W Harrow, Samuel Kutin, Noah Linden, Dan Shepherd, and Mark Stather. Efficient distributed quantum computing. *Proceedings of the Royal Society A: Mathematical, Physical and Engineering Sciences*, 469(2153):20120686, 2013.

- [147] Rodney Van Meter and Simon J Devitt. The path to scalable distributed quantum computing. *Computer*, 49(9):31–42, 2016.
- [148] Michael Varnava, Daniel E Browne, and Terry Rudolph. Loss tolerance in one-way quantum computation via counterfactual error correction. *Physical Review Letters*, 97(12):120501, 2006.
- [149] Yuan Zhan and Shuo Sun. Deterministic generation of loss-tolerant photonic cluster states with a single quantum emitter. *Physical Review Letters*, 125(22):223601, 2020.
- [150] Michael A Nielsen and Christopher M Dawson. Fault-tolerant quantum computation with cluster states. *Physical Review A*, 71(4):042323, 2005.
- [151] Robert Raussendorf, Jim Harrington, and Kovid Goyal. Topological fault-tolerance in cluster state quantum computation. *New Journal of Physics*, 9(6):199, 2007.
- [152] Michael A Nielsen. Optical quantum computation using cluster states. *Physical Review Letters*, 93(4):040503, 2004.
- [153] Emanuel Knill, Raymond Laflamme, and Gerald J Milburn. A scheme for efficient quantum computation with linear optics. *nature*, 409(6816):46–52, 2001.
- [154] S Bose, PL Knight, MB& Plenio, and V Vedral. Proposal for teleportation of an atomic state via cavity decay. *Physical Review Letters*, 83(24):5158, 1999.
- [155] Simon C Benjamin, Brendon W Lovett, and Jason M Smith. Prospects for measurement-based quantum computing with solid state spins. *Laser & Photonics Reviews*, 3(6):556–574, 2009.
- [156] Daniel E Browne and Terry Rudolph. Resource-efficient linear optical quantum computation. *Physical Review Letters*, 95(1):010501, 2005.
- [157] Xi-Lin Wang, Luo-Kan Chen, Wei Li, H-L Huang, Chang Liu, Chao Chen, Y-H Luo, Z-E Su, Dian Wu, Z-D Li, et al. Experimental ten-photon entanglement. *Physical Review Letters*, 117(21):210502, 2016.

- [158] Netanel H Lindner and Terry Rudolph. Proposal for pulsed on-demand sources of photonic cluster state strings. *Physical Review Letters*, 103(11):113602, 2009.
- [159] Sophia E Economou, Netanel Lindner, and Terry Rudolph. Optically generated 2-dimensional photonic cluster state from coupled quantum dots. *Physical Review Letters*, 105(9):093601, 2010.
- [160] Donovan Buterakos, Edwin Barnes, and Sophia E Economou. Deterministic generation of all-photonic quantum repeaters from solid-state emitters. *Physical Review X*, 7(4):041023, 2017.
- [161] Antonio Russo, Edwin Barnes, and Sophia E Economou. Photonic graph state generation from quantum dots and color centers for quantum communications. *Physical Review B*, 98(8):085303, 2018.
- [162] Mercedes Gimeno-Segovia, Terry Rudolph, and Sophia E Economou. Deterministic generation of large-scale entangled photonic cluster state from interacting solid state emitters. *Physical Review Letters*, 123(7):070501, 2019.
- [163] Antonio Russo, Edwin Barnes, and Sophia E Economou. Generation of arbitrary all-photonic graph states from quantum emitters. *New Journal of Physics*, 21(5):055002, 2019.