

Regularisation in Nonperturbative Extensions of Effective Field Theory

Curtis D. Abell,^{1,*} Derek B. Leinweber,¹ Anthony W. Thomas,¹ and Jia-Jun Wu²

¹*Special Research Centre for the Subatomic Structure of Matter (CSSM),
Department of Physics, University of Adelaide, Adelaide, South Australia 5005, Australia*

²*School of Physical Sciences, University of Chinese Academy of
Sciences (UCAS), Beijing 100049, China*

The process of renormalisation in nonperturbative Hamiltonian Effective Field Theory (HEFT) is examined in the Δ -resonance scattering channel. As an extension of effective field theory incorporating the Lüscher formalism, HEFT provides a bridge between the infinite-volume scattering data of experiment and the finite-volume spectrum of energy eigenstates in lattice QCD. HEFT also provides phenomenological insight into the basis-state composition of the finite-volume eigenstates via the state eigenvectors. The Hamiltonian matrix is made finite through the introduction of finite-range regularisation. The extent to which the established features of this regularisation scheme survive in HEFT is examined. In a single-channel πN analysis, fits to experimental phase shifts withstand large variations in the regularisation parameter, Λ , providing an opportunity to explore the sensitivity of the finite-volume spectrum and state composition on the regulator. While the Lüscher formalism ensures the eigenvalues are insensitive to Λ variation in the single-channel case, the eigenstate composition varies with Λ ; the admission of short distance interactions diminishes single-particle contributions to the states. In the two-channel πN , $\pi\Delta$ analysis, Λ is restricted to a small range by the experimental data. Here the inelasticity is particularly sensitive to variations in Λ and its associated parameter set. This sensitivity is also manifest in the finite-volume spectrum for states near the opening of the $\pi\Delta$ scattering channel. Future high-quality lattice QCD results will be able to discriminate Λ , describe the inelasticity, and constrain a description of the basis-state composition of the energy eigenstates. Finally, HEFT has the unique ability to describe the quark-mass dependence of the finite-volume eigenstates. The robust nature of this capability is presented and used to confront current state-of-the-art lattice QCD calculations.

I. INTRODUCTION

The calculation of scattering observables from first principles in lattice QCD simulations is facilitated by an understanding of the impact of the lattice finite volume on the spectrum of observed states. The most prominent method for converting quantities obtained through lattice QCD into physical scattering observables is that developed by Lüscher [1–3]. With only a single open scattering channel, Lüscher’s method can be used to calculate a scattering phase shift from a single eigenstate generated on a finite volume through a relatively straightforward process.

While this process has been generalised to cases such as multiple scattering channels [4–10], and three-body systems [11–13], it requires a parametrisation of the scattering observables and becomes significantly more complicated. Through increases in computational power and algorithmic advances, lattice QCD is now able to consider physical quark masses, yielding, for example, results for the lowest-lying resonance, the $\Delta(1232)$ [14–17].

Hamiltonian Effective Field Theory (HEFT) also allows for the conversion between lattice QCD quantities and physical quantities, and may have advantages for systems involving multiple scattering channels. These advantages have been seen to manifest in studies of resonances such as the Roper [18], and the $\Lambda(1405)$ [19]. Here the parametrisation is performed in constructing the Hamiltonian describing the scattering process. Single and non-interacting multi-particle basis states are then mixed in solving the Hamiltonian system and

insight into the composition of the states is contained in the energy eigenvectors of the Hamiltonian. On multiple occasions [20, 21], it has been shown that by isolating the pole term in the eigenvalue equation for the Hamiltonian of HEFT, one can obtain an identical expression to the Lüscher quantisation up to exponentially suppressed terms in the lattice size L . However insights into the composition of the states through analysis of the eigenvectors is unique to HEFT.

In chiral perturbation theory (χ PT), working within the power-counting regime (PCR), where higher order terms of the chiral expansion make a negligible contribution, the independence of results on the regularisation method is well understood. Consider, the finite-range regularisation (FRR) formalism where a momentum regulator, governed by Λ , is introduced into loop integrals to suppress the effective-field contributions at large momenta. Each Λ -dependent term in the PCR is accompanied by a (Λ -dependent) counter term constrained by phenomenology. In this way the regulator cannot have any impact, provided one works within the PCR [22–24].

In a nonperturbative extension of effective field theory (EFT), the process of renormalisation has a significant impact. The couplings between the basis states are significantly renormalised, introducing a new degree of influence in the calculations. As the regulator changes, the couplings are renormalised as they maintain fits to experimental data. This is different from chiral perturbation theory where the couplings are defined and fixed in the chiral limit. The idea of a power-counting regime is lost as the Hamiltonian models the experimental data. We will illustrate how the role of a single particle basis state can be exchanged for two-particle states within the Hamiltonian, provided the regulator allows strong short-distance attractive interactions.

* Corresponding author: curtis.abell@adelaide.edu.au

However, model independence is not completely lost. The Lüscher formalism embedded within HEFT brings model independence by linking the scattering data to the finite-volume energy levels. We will explore how this relationship is independent of the manner in which the data is modelled via the intermediate Hamiltonian.

Upon examining the quark-mass dependence of non-perturbative HEFT, one finds a useful degree of model-independence for the finite-volume eigenvalues across the range of regulator parameters considered. Without contributions from a bare state however, the correct mass extrapolation cannot be obtained purely through the interaction of two-particle states.

In this work we take the $\Delta(1232)$ as a case study to explore the process of regularisation of the nonperturbative extension of effective field theory, HEFT. As the energy eigenvectors describing the composition of the states are renormalisation dependent, our aim is to understand the extent to which one can obtain insight into the structure of a resonance through the application of HEFT.

We commence our report with a brief review of the FRR formalism in perturbation theory in Sec. II. Our aim here is to present the residual series expansion and connect its role to HEFT. In Sec. III we present the details of the nonperturbative HEFT approach. This is followed in Sec. IV by an analysis of renormalisation in the single πN -channel calculation of the πN phase shifts and the corresponding finite-volume lattice energy levels. It is here the model independence provided by the Lüscher formalism is manifest. While the Hamiltonian and its associated eigenvectors are Λ -dependent, the finite-volume energy eigenvalues are constrained by experimental data. In Sec. V the analysis is extended to the two-channel case, where the $\pi\Delta$ coupled channel is included, giving access to somewhat higher energies and allowing for a comparison with contemporary lattice QCD results. In this case, the inelasticity constrains the regulator parameter and a unique description of the eigenstate composition emerges. We finish with an outline of the conclusions in Sec. VI.

II. FINITE-RANGE REGULARISATION IN PERTURBATION THEORY

The Δ resonance has the formal quark-mass expansion ($m_q \propto m_\pi^2$, [25])

$$M_\Delta = \{a_0^\Lambda + a_2^\Lambda m_\pi^2 + a_4^\Lambda m_\pi^4 + \dots\} + \Sigma_{\pi\Delta}(m_\pi^2, \Lambda) + \Sigma_{\pi N}(m_\pi^2, \Lambda) + \Sigma_{t\Delta}(m_\pi^2, \Lambda). \quad (1)$$

The leading terms in $\{\dots\}$ are referred to as the residual series expansion and it plays a central role in the process of renormalisation. This is indicated by the appearance of the regulator parameter, Λ , as a superscript on the coefficients of the expansion. The quantities $\Sigma(m_\pi^2, \Lambda)$ contain pion loop integrals for the Δ resonance with intermediate states as described by the subscripts, where a subscript t denotes a tadpole term. The loop integrals are regulated by the parameter Λ , which can

appear in a dipole or exponential regulator or as a momentum cutoff in a theta function, etc. These loop integrals generate the leading and next-to-leading non-analytic quark-mass terms for the Δ self energy; they have model-independent coefficients with known values.

The full FRR expansion of Eq. (1) includes an ultra-violet (UV) completion of the chiral expansion which ensures the loop integrals tend to zero for large pion masses. The UV summation depends on both the form of the regularisation function and the regularisation parameter, Λ . As such, FRR provides a model for higher order terms of the chiral expansion, beyond the leading nonanalytic terms.

The integrals can be evaluated analytically. For example, explicit forms for a sharp cutoff regulator are reported in Ref. [26]. To proceed with the process of renormalisation, one then expands the integral results about the chiral limit [27]. One works within the PCR where the leading terms dominate and higher-order terms are suppressed by powers of m_π/Λ .

Working in the heavy-baryon limit for simplicity of presentation, one observes a polynomial analytic in m_π^2 and non-analytic terms

$$\Sigma_{\pi\Delta} = b_0^\Delta \Lambda^3 + b_2^\Delta \Lambda m_\pi^2 + \chi_{\pi\Delta} m_\pi^3 + b_4^\Delta \frac{m_\pi^4}{\Lambda} + \dots, \quad (2)$$

$$\Sigma_{\pi N} = b_0^N \Lambda^3 + b_2^N \Lambda m_\pi^2 + \chi_{\pi N} \frac{m_\pi^4}{\delta M} \log m_\pi + b_4^N \frac{m_\pi^4}{\Lambda} + \dots, \quad (3)$$

$$\Sigma_{t\Delta} = b_2^t \Lambda^2 m_\pi^2 + c_2 \chi_{t\Delta} m_\pi^4 \log m_\pi + b_4^t m_\pi^4 + \dots. \quad (4)$$

Here δM is the Δ - N mass splitting in the chiral limit, $\chi_{\pi\Delta}$, $\chi_{\pi N}$, and $\chi_{t\Delta}$ denote the model independent chiral coefficients of the terms that are nonanalytic in the quark mass, and c_2 is a renormalised low-energy coefficient, discussed in the following. The regulator dependence of the terms polynomial in m_π^2 is explicit.

The process of renormalisation in FRR χ EFT proceeds by combining the renormalisation-scheme dependent coefficients to provide the physical low energy coefficients, denoted as c_i . The Δ energy expansion has the form [27]

$$M_\Delta = c_0 + c_2 m_\pi^2 + \chi_{\pi\Delta} m_\pi^3 + c_4 m_\pi^4 + \left(\frac{\chi_{\pi N}}{\delta M} + c_2 \chi_{t\Delta}\right) m_\pi^4 \log m_\pi + \dots. \quad (5)$$

with the coefficients, c_i , given by

$$c_0 = a_0^\Lambda + b_0^\Delta \Lambda^3 + b_0^N \Lambda^3, \quad (6a)$$

$$c_2 = a_2^\Lambda + b_2^\Delta \Lambda + b_2^N \Lambda + b_2^t \Lambda^2, \quad (6b)$$

$$c_4 = a_4^\Lambda + \frac{b_4^\Delta}{\Lambda} + \frac{b_4^N}{\Lambda} + b_4^t, \text{ etc.} \quad (6c)$$

Strategies for implementing these formal relations in practice are presented in Ref. [27].

In this way, the FRR expansion reproduces chiral perturbation theory in the PCR. Any dependence on the regulator is absorbed by the residual-series coefficients, a_i^Λ . In this way, the coefficients c_i are scheme-independent quantities.

Of course the advantage of the FRR approach becomes apparent as one approaches the extent of the PCR. FRR provides

a model for the small contributions from higher-order terms that are otherwise absent in common massless renormalisation schemes.

The value of c_0 describes the Δ resonance in the chiral limit, and c_2 is related to the sigma term of explicit chiral symmetry breaking. The nonanalytic terms m_π^3 and $m_\pi^4 \log m_\pi$ have known, model-independent coefficients denoted by $\chi_{\pi N}$, $\chi_{\pi\Delta}$ and $\chi_{t\Delta}$. In practice, the coefficients, a_i^Λ , are determined by fitting to lattice QCD results.

We note that the leading nonanalytic tadpole contribution, $c_2 \chi_{t\Delta} m_\pi^4 \log m_\pi$, contains the renormalised coefficient c_2 . This reflects the origin of the tadpole contribution in a term of the chiral Lagrangian proportional to the quark mass. As $c_2 m_\pi^2$ governs the leading quark-mass dependence of the chiral expansion, $c_2 m_\pi^2$ appears as a coefficient of the tadpole term, with the remaining factor of $m_\pi^2 \log m_\pi$ arising in the loop integral.

The value of Λ determines the origin of the physics contributing to the renormalised coefficients, c_i . For small $\Lambda \sim 1$ GeV, the regulated loop integrals do not contain significant short-distance physics and can be associated with pion-cloud contributions. By preventing large momenta from flowing through the effective-field propagators, one avoids large errors that need to be rectified in the residual series.

The residual series coefficients are short-distance-related quantities directly tied to the cutoff as illustrated in Eqs. (6). The contributions are associated with a bare-baryon core contribution. A phenomenologically-motivated value for Λ will leave only small corrections to be contained within the residual series expansion.

Studies of renormalisation in FRR chiral effective field theory have shown the functional form of the cutoff to be unimportant [22–24]. By observing the flow of low-energy coefficients as a functions of the regulator parameter, Λ , [27–30], the scale of the dipole-regulator parameter was determined, $\Lambda \sim 1$ GeV. The phenomenologically motivated value of 0.8 GeV is associated with the induced pseudoscalar form factor of the nucleon [31], the source of the pion cloud. Values varying by ± 0.2 GeV are typically considered to explore alternative resummations of the expansion and inform estimates of the systematic error.

The key advantage of FRR for the extrapolation of lattice QCD results is that it provides a mechanism to exactly preserve the leading nonanalytic terms of chiral perturbation theory, including the values of the model-independent coefficients of the leading nonanalytic terms, while addressing quark masses beyond the PCR. This contrasts other popular approaches that draw on the nonanalytic terms of the expansion, but relegate the model-independent coefficients of these terms to fit parameters. In the absence of FRR, the fit parameters of the nonanalytic terms may differ significantly from the known results of chiral perturbation theory and the extrapolation does not correctly incorporate the known leading nonanalytic behaviour. In contrast, while FRR develops some degree of model dependence in how the loop-integral contributions to the chiral expansion sum to zero as $m_\pi \rightarrow \infty$ it does preserve the correct leading and next-to-leading nonanalytic behaviour of QCD.

In returning our attention to HEFT, it is important to consider where the physics lies in the calculation. If one makes a poor choice for the regulator, short distance physics will not be correctly suppressed in the loop integrals, and the coefficients, a_i^Λ , will need to be large in magnitude to correct and ensure the renormalised coefficients take their scheme-independent physical values. In this case one would need to acknowledge that there is a significant role for the bare-baryon core contribution. Moreover, one might be concerned that the Hamiltonian theory is missing important physics that is put in by hand via the residual-series coefficients. In this case, intuition obtained from the Hamiltonian theory may have relatively poor value.

On the other hand, a good choice for the regulator can allow the residual series coefficients to become small at higher orders, presenting the possibility that the first two or three terms of the residual series are sufficient to describe the results from lattice QCD. Moreover, the Hamiltonian itself contains the correct physics such that insight into the structure of the states obtained from the energy eigenvectors of the theory is more robust.

As one moves from a perturbative EFT to a nonperturbative extension of EFT incorporating the Lüscher formalism, the Hamiltonian will take on a model dependence as it is constrained to fit experimental data. As the regularisation is changed, the coupling parameters are renormalised and optimised to describe the scattering data. Model independence will not be through the consideration of a PCR, but rather through the Lüscher formalism linking scattering data to finite-volume energy levels. Here the Hamiltonian serves to mediate between the infinite and finite-volume worlds. The eigenvectors of the Hamiltonian are model dependent and will evolve with the regularisation parameter. It will be interesting to learn the way in which the composition of the finite-volume energy eigenstates evolves. Finally, the Lüscher formalism only provides model independence at the physical point. As HEFT provides a formalism to link different quark masses, it will be paramount to learn the extent of model dependence in the quark-mass evolution of the finite-volume energy levels.

Finally, we note that when working at a fixed pion mass such as the physical pion mass, the residual series of Eq. (1) sums to a single coefficient. We will refer to this as the bare-baryon mass, $m_\Delta^{(0)}$, and associate it with the bare-baryon basis state.

III. HAMILTONIAN FRAMEWORK

A. Hamiltonian Model

In the rest frame, the Hamiltonian for an interacting system can be represented by the form

$$H = H_0 + H_I, \quad (7)$$

where H_0 is the free, non-interacting Hamiltonian, and H_I is the interaction Hamiltonian. In the HEFT formalism we allow for a single-particle bare-baryon basis state $|B_0\rangle$, which may

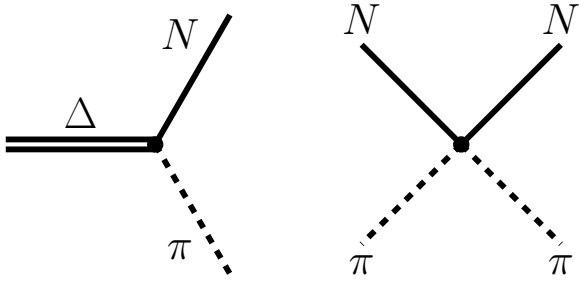


FIG. 1. Self-energy (left) and two-particle interaction (right) contributions to the Δ mass.

be thought of as a quark model state (a state in the P -space in the notation of Ref. [32]). With coupled two-particle channels $|\alpha\rangle$, such as πN and $\pi\Delta$, H_0 can be expressed as

$$H_0 = |B_0\rangle m_{B_0} \langle B_0| + \sum_{\alpha} \int d^3k |\alpha(\mathbf{k})\rangle \left[\sqrt{m_{\alpha_B}^2 + k^2} + \sqrt{m_{\alpha_M}^2 + k^2} \right] \langle \alpha(\mathbf{k})|, \quad (8)$$

where m_{α_B} and m_{α_M} are the baryon and meson masses respectively in channel α , and m_{B_0} is the mass of the bare basis state. In general, H_I is governed by two types of interactions, examples of which are given in Fig. 1. The first, which is denoted by g , represents the vertex interaction between the bare state B_0 , and the two-particle basis states α ,

$$g = \sum_{\alpha} \int d^3k \left\{ |B_0\rangle G_{\alpha}^{B_0}(\mathbf{k}) \langle \alpha(\mathbf{k})| + |\alpha(\mathbf{k})\rangle G_{\alpha}^{B_0 \dagger}(\mathbf{k}) \langle B_0| \right\}, \quad (9)$$

where $G_{\alpha}^{B_0}$ is the momentum-dependent strength of the interaction between the bare state and each two-particle state. The momentum-dependence of these couplings is selected to reproduce the established results of chiral perturbation theory (χ PT). The second type of interaction represents the coupling between two different two-particle basis states α and β with momentum-dependent interaction strength $V_{\alpha\beta}$, and is given by

$$v = \sum_{\alpha\beta} \int d^3k \int d^3k' |\alpha(\mathbf{k})\rangle V_{\alpha\beta}(\mathbf{k}, \mathbf{k}') \langle \beta(\mathbf{k}')|. \quad (10)$$

The interaction Hamiltonian is therefore given by

$$H_I = g + v. \quad (11)$$

B. Finite-Range Regularisation

In order to work within a finite Hilbert space, we require a renormalisation scheme. One such renormalisation scheme

is FRR, which has been shown to reproduce other schemes, such as dimensional regularisation, while in the PCR of χ PT ($m_{\pi} \sim m_{\text{phys}}$) [22].

Finite-range regularisation introduces a regulator, $u(k, \Lambda)$, a function which cuts off the UV contributions at a rate governed by the regulator parameter Λ . While in principle, regulators such as a sharp cutoff can be used, it is desirable to have a smooth regulator which phenomenologically respects the shape of the source. For this study, both a dipole regulator of the form

$$u(k, \Lambda) = \left(1 + \frac{k^2}{\Lambda^2} \right)^{-2}, \quad (12)$$

and a Gaussian regulator of the form

$$u(k, \Lambda) = \exp\left(-\frac{k^2}{\Lambda^2}\right), \quad (13)$$

are considered. As illustrated in Sec. II, the choice of functional form between these or a sharp cutoff is irrelevant in the power counting regime of χ PT.

The FRR expansion contains a resummation of higher-order terms that come into play as one works beyond the PCR, extending the range of utility [22–24]. The resummation ensures the FRR loop-integral contributions are smooth and approach zero for large pion masses, providing a natural explanation for the slow variation with increasing quark mass observed in lattice QCD results. FRR provides a mechanism to exactly preserve the leading nonanalytic terms of chiral perturbation theory, including the values of the model-independent coefficients of the nonanalytic terms, even when working beyond the PCR. As one addresses larger quark masses, Λ can take on a physical role modelling the physical size of the particles [23].

C. Renormalisation of the Coupling

Following the approach outlined in Ref. [33], for a system with a single bare state such as that described in this paper, the full propagator $A(E)$ takes the form

$$A(E) = \frac{1}{E - m_{B_0} - \Sigma(E)}, \quad (14)$$

where $\Sigma(E)$ is the compilation of all self-energy diagrams. In particular $\Sigma(E)$ is taken such that $A(E)$ should contain a pole at the physical mass of the desired resonance. As we are only interested in diagrams which yield dominant contributions near the pole position, we need only consider the region about the resonance, where $m = m_{B_0} + \Sigma(m)$. Therefore $A(E)$ can be rewritten as

$$\begin{aligned} A(E)^{-1} &= E - m - (\Sigma(E) - \Sigma(m)), \\ &= (E - m) \left(1 - \frac{\Sigma(E) - \Sigma(m)}{E - m} \right). \end{aligned} \quad (15)$$

Expanding about the resonance position gives an expression of the form

$$\begin{aligned} A(E)^{-1} &= (E - m) \left(1 - \Sigma'(m) - \frac{\Sigma^R(E)}{E - m} \right), \\ &= (E - m) (1 - \Sigma'(m)) - \Sigma^R(E), \end{aligned} \quad (16)$$

where $\Sigma'(m)$ is the first derivative of $\Sigma(E)$ evaluated at the physical-mass expansion point m , and $\Sigma^R(E)$ is defined to contain all higher-order terms in the self-energy. Finally, defining the renormalised self-energy $\tilde{\Sigma}(E) = \{1 - \Sigma'(m)\}^{-1} \Sigma^R(E)$, the propagator may be expressed as

$$A(E) = \frac{\{1 - \Sigma'(m)\}^{-1}}{E - m - \tilde{\Sigma}(E)}. \quad (17)$$

This form naturally reveals that the overall propagator has been renormalised by a factor of $\{1 - \Sigma'(m)\}^{-1}$, and within the new self-energy the couplings will also be renormalised by the same factor. In a nonperturbative extension of EFT, this renormalisation of the coupling can become significant.

D. Infinite-Volume Scattering

In order to constrain bare state masses and potential coupling strengths, we can fit the scattering phase shifts and inelasticities calculated via the T -matrix. This can be obtained by solving the coupled-channel integral equations,

$$\begin{aligned} T_{\alpha\beta}(k, k'; E) &= \tilde{V}_{\alpha\beta}(k, k', E) \\ &+ \sum_{\gamma} \int dq q^2 \frac{\tilde{V}_{\alpha\gamma}(k, q, E) T_{\gamma\beta}(q, k'; E)}{E - \omega_{\gamma}(q) + i\epsilon}, \end{aligned} \quad (18)$$

where $\omega_{\gamma}(q) = \sqrt{q^2 + m_{\gamma M}^2} + \sqrt{q^2 + m_{\gamma B}^2}$. We have also defined the coupled-channel potential $\tilde{V}_{\alpha\beta}$ for some bare state B_0 as

$$\tilde{V}_{\alpha\beta}(k, k', E) = \frac{G_{\alpha}^{B_0 \dagger}(k) G_{\beta}^{B_0}(k')}{E - m_{B_0}} + V_{\alpha\beta}(k, k'). \quad (19)$$

The phase shifts and inelasticity however are extracted from the unitary S -matrix, which is related to the T -matrix by

$$S_{\alpha\beta}(E) = \delta_{\alpha\beta} - 2i\pi \sqrt{\rho_{\alpha} \rho_{\beta}} T_{\alpha\beta}(k_{\text{on},\alpha}, k_{\text{on},\beta}; E), \quad (20)$$

where $k_{\text{on},\alpha}$ is the on-shell momentum in channel α , and ρ_{α} is defined as

$$\rho_{\alpha} = \frac{\sqrt{k_{\text{on},\alpha}^2 + m_{\alpha M}^2} \sqrt{k_{\text{on},\alpha}^2 + m_{\alpha B}^2}}{E} k_{\text{on},\alpha}. \quad (21)$$

The inelasticity, η_{α} , and phase shift, δ_{α} , are then calculated from

$$S_{\alpha\alpha}(E) = \eta_{\alpha} \exp(2i\delta_{\alpha}). \quad (22)$$

Using this formalism, the position of any poles in the S -matrix can be found by solving for the complex energy E which satisfies $T(k, k'; E)^{-1} = 0$.

E. Finite-Volume Matrix Method

On a three-dimensional, cubic lattice of volume L^3 , the allowed momentum is discretised to

$$\mathbf{k}_{\mathbf{n}} = \frac{2\pi}{L} \mathbf{n}, \quad \mathbf{n} = (n_x, n_y, n_z), \quad (23)$$

where n_x, n_y , and n_z can take any integer values. As a result of this, the integrals over momentum in Eq. (8) to Eq. (10) undergo discretisation of the form

$$\int d^3k \rightarrow \sum_{\mathbf{n} \in \mathbb{Z}^3} \left(\frac{2\pi}{L} \right)^3. \quad (24)$$

For P -wave scattering however, at a sufficiently large L we can approximate spherical symmetry and consider only the degenerate momentum states. For a discussion on the effects of this approximation and partial wave mixing, see Ref. [34]. These degenerate momentum states are labelled k_n , where we have defined the integer $n = n_x^2 + n_y^2 + n_z^2$. We can represent the degeneracy of each k_n by defining a function $C_3(n)$, which counts the number of ways the squared integers n_x^2, n_y^2 , and n_z^2 can sum to each n . Some example values of this function are $C_3(2) = 12$, and $C_3(7) = 0$, as there are no combinations of square integers that sum to 7. Using this definition, the three-dimensional finite sums undergo the transformation

$$\sum_{\mathbf{n} \in \mathbb{Z}^3} \rightarrow \sum_{n \in \mathbb{Z}} C_3(n). \quad (25)$$

As our regulator parameter Λ provides a momentum cut-off, the Hamiltonian matrix can have a finite size. We define k_{max} as the maximum momentum to be considered in the calculation. We seek a value sufficiently high compared to the regulator mass such that variation of k_{max} does not change the Hamiltonian solution. In doing this, we refer to the magnitude of the regulator at k_{max} as u_{min} . The value of u_{min} is chosen to minimise the size of the matrix to reduce computational requirements while ensuring convergence in the evaluation of the contributions from all significant basis states.

A value of $u_{\text{min}} = 10^{-2}$ is selected to balance these two requirements. Reducing the minimum value of the regulator any further significantly increases the size of the Hamiltonian and therefore the computational requirements without providing a notable change to the finite-volume eigenvalues. The effect of varying u_{min} on low-lying energy eigenvalues for a one-channel analysis (described in Sec. IV) is shown in Fig. 2.

Inserting u_{min} into equation Eq. (12) and solving for the resulting k_{max} gives a maximum momentum of

$$k_{\text{max}} = \Lambda \sqrt{u_{\text{min}}^{-\frac{1}{2}} - 1}. \quad (26)$$

This can then be used to solve for the size of the Hamiltonian matrix from Eq. (23),

$$n_{\text{max}} = \left(\frac{k_{\text{max}} L}{2\pi} \right)^2. \quad (27)$$

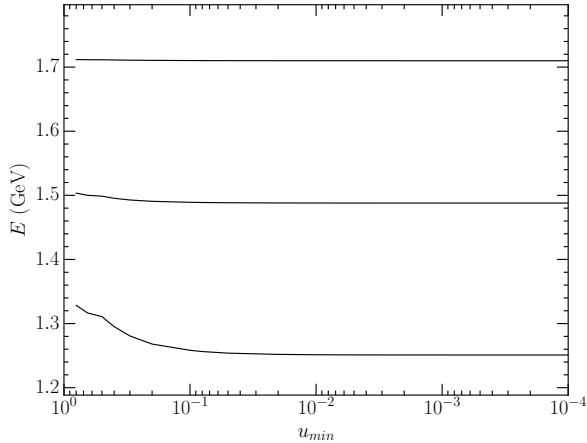


FIG. 2. Dependence of Hamiltonian energy eigenvalues for the one-channel analysis of Sec. IV on u_{\min} , governing the maximum momentum to be considered in constructing the finite-volume Hamiltonian. Our selection of $u_{\min} = 10^{-2}$ ensures a robust consideration of high-momentum basis states regulated by $u(k^2)$.

The same process can be repeated to calculate the size of the Hamiltonian using the Gaussian regulator defined in Eq. (13).

Finally, due to the discretisation process, the potentials in Eq. (9) and Eq. (10) undergo a scaling due to finite-volume factors. These finite-volume potentials are labelled as $\bar{G}_\alpha^{B_0}(k)$ and $\bar{V}_{\alpha\beta}(k, k')$, and the relationship between the finite and infinite volume potentials will be outlined in the next section.

F. Finite-Volume Factors

In order to calculate the scaling factors due to the finite volume, we consider the relationship between poles in the S -matrix, and solutions to the eigenvalue equation of the Hamiltonian. Considering a simple toy system, with a single bare state, and a single two-particle scattering state which only couples to the bare state with strength $G(k)$. This scenario is one typically considered in leading one-loop χ PT calculations. Using the notation defined in Sec. III E, in finite-volume this interaction strength can be written as $\bar{G}(k)$. The Hamiltonian for such a system therefore takes the form

$$H = \begin{pmatrix} m_{B_0} & \bar{G}(k_1) & \bar{G}(k_2) & \dots \\ \bar{G}(k_1) & \omega_\alpha(k_1) & 0 & \dots \\ \bar{G}(k_2) & 0 & \omega_\alpha(k_2) & \ddots \\ \vdots & \vdots & \ddots & \ddots \end{pmatrix}. \quad (28)$$

Due to the sparse nature of this matrix, an exact expression can be written for solutions of the eigenvalue equation $|H - E \mathbb{I}| = 0$, giving

$$E = m_{B_0} - \sum_n \frac{\bar{G}^2(k_n)}{\omega(k_n) - E}. \quad (29)$$

It is worth noting that upon replacing E on the RHS with the renormalised mass m_B , one can make contact with finite-volume χ PT, thus defining the relationship between $G(k)$ and $\bar{G}(k)$.

To define this relationship, we return to infinite-volume. For the simple system defined in this section, the absence of any interactions between different two-particle states means that Eq. (19) reduces to

$$\tilde{V}(k, k'; E) = \frac{G(k) G(k')}{E - m_{B_0}}. \quad (30)$$

For a separable potential such as this, the associated T -matrix is also separable, and is able to be written as

$$T(k, k'; E) = G(k) t(E) G(k'), \quad (31)$$

Substituting this into Eq. (18) therefore gives an expression for $t(E)$ in the form

$$t(E) = \left[m_{B_0} - E - \int_0^\infty dq q^2 \frac{G^2(q)}{E - \omega(q) + i\epsilon} \right]^{-1}. \quad (32)$$

As the S -matrix is proportional to $t(E)$, poles in the S -matrix can be found by solving for $t^{-1}(E) = 0$, giving

$$E = m_{B_0} - \int_0^\infty dq q^2 \frac{G^2(q)}{E - \omega(q) + i\epsilon}. \quad (33)$$

Using the fact that for a spherically symmetric momentum space,

$$\int dq q^2 = \int dq q^2 \int \frac{d\Omega}{4\pi} = \int \frac{d^3q}{4\pi}, \quad (34)$$

we can make use of Eq. (24) and Eq. (25) to obtain an expression for the finite-volume energies in terms of the infinite-volume potentials,

$$E = m_{B_0} - \sum_n \frac{C_3(n)}{4\pi} \left(\frac{2\pi}{L} \right)^3 \frac{G^2(k_n)}{\omega(k_n) - E}. \quad (35)$$

By comparing this expression to Eq. (29), it can be seen that the finite and infinite-volume potentials are related according to

$$\bar{G}^2(k_n) = \frac{C_3(n)}{4\pi} \left(\frac{2\pi}{L} \right)^3 G^2(k_n). \quad (36)$$

Having found this relation, we can therefore return to the general notation for interaction strengths defined in Sec. III A, giving the finite-volume potentials

$$\bar{G}_\alpha^{B_0}(k_n) = \sqrt{\frac{C_3(n)}{4\pi}} \left(\frac{2\pi}{L} \right)^{\frac{3}{2}} G_\alpha^{B_0}(k_n), \quad (37)$$

$$\bar{V}_{\alpha\beta}(k_n, k_m) = \sqrt{\frac{C_3(n)}{4\pi}} \sqrt{\frac{C_3(m)}{4\pi}} \left(\frac{2\pi}{L} \right)^3 V_\beta^\alpha(k_n, k_m). \quad (38)$$

IV. SINGLE CHANNEL ANALYSIS

A. Fitting Experimental Data

In order to generate a finite-volume energy spectrum, we can obtain values for the bare mass and potential coupling strengths by fitting experimental phase shifts. In the simplest case, we can consider the πN system to be described by a single bare state, and with only the πN scattering channel contributing. In this case, we fit to experimental data below the $\pi\Delta$ threshold at approximately 1350 MeV. For the interaction between the bare Δ and the πN scattering state, the coupling from Eq. (9) is taken from Ref. [20], and has the form

$$G_{\pi N}^{\Delta}(k) = \frac{g_{\pi N}^{\Delta}}{m_{\pi}^{\text{phys}}} \frac{k}{\sqrt{\omega_{\pi}(k)}} u(k, \Lambda), \quad (39)$$

where $\omega_{\pi}(k) = \sqrt{k^2 + m_{\pi}^2}$, $u(k, \Lambda)$ is the regulator defined in Eq. (12), and the inclusion of m_{π}^{phys} allows the coupling $g_{\pi N}^{\Delta}$ to be dimensionless.

For the πN - πN interaction of Eq. (10), the separable potential from Ref. [35] is used, which takes the form

$$V_{\pi N, \pi N}(k, k') = \frac{v_{\pi N, \pi N}}{(m_{\pi}^{\text{phys}})^2} \frac{k}{\omega_{\pi}(k)} \frac{k'}{\omega_{\pi}(k')} u(k, \Lambda) u(k', \Lambda). \quad (40)$$

While in principle the regulator parameter in $G_{\pi N}^{\Delta}(k)$ and in $V_{\pi N, \pi N}(k, k')$ can take different values, in this study they will be fixed to the same value to simplify the analysis.

Inserting these into the relativised Lippmann-Schwinger equation from Eq. (18), we can extract the πN phase shift $\delta_{\pi N}$. Using these phase shifts, and choosing $\Lambda = 0.8$ GeV for now, we can fit πN scattering data, such as that from Ref. [36, 37].

The parameter set for this fit can be seen in Table I where a bare state is included, and the phase shifts corresponding to this fit are illustrated in Fig. 3.

Visually, this produces a good fit, and as such it may be surprising that the χ^2 per degree of freedom (DOF) is 18.22. The origin of the large χ^2/DOF value is in the extraordinary statistical precision of the πN scattering data, obtained in a fixed-energy analysis. However, there is additional systematic uncertainty that is not reflected in the statistical error bars. The fixed-energy analysis encounters systematics which give rise to significant fluctuations in the data as a function of energy on the scale of the statistical errors themselves such that the data are incompatible with a smooth curve.

While many authors do not report a χ^2 , we note Meissner *et al.* [39] assigned a relative error of 3% to the scattering data and quote χ^2/DOF values exceeding 0.77 for fits to 1.2 GeV. Similarly in Ref. [40], a 5% error is assigned and χ^2/DOF values exceeding 0.78 for fits to 1.3 GeV are reported. If we take a similar approach, the introduction of 3% uncertainties provides a χ^2/DOF of 0.07 for fits to 1.35 GeV with 23 DOF. Similarly 5% uncertainties provide a χ^2/DOF of 0.02. In this light, our fits are excellent. Indeed the introduction of 1% uncertainties is sufficient to reduce our $\chi^2/\text{DOF} \lesssim 1$.

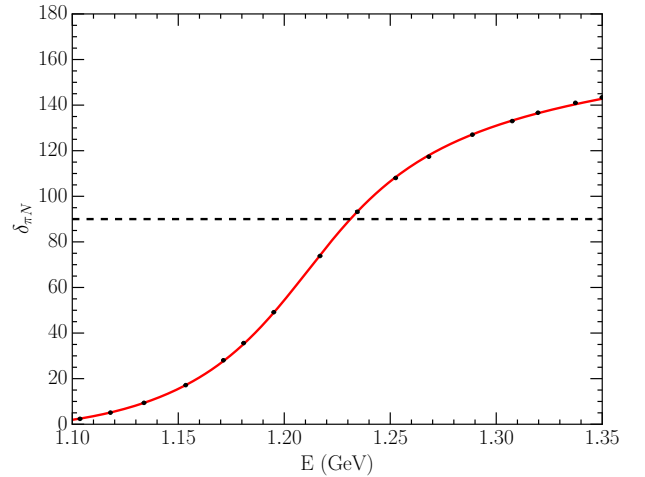


FIG. 3. P -wave πN phase shifts for a system with a bare state, where the solid points are experimental data obtained from Ref. [37, 38], the solid line is the fit using HEFT to the data, and the dashed line represents a phase shift of 90 degrees. The parameter set producing this curve is given by Fit I of Table I, and gives a χ^2/DOF of 18.22.

Empirically, our fits also compare well with the P_{33} results of both Ref. [41] and Ref. [42].

In addition, other quantities such as the pole position can be considered for comparison. As can be seen in Table I, using the 0.8 GeV fit (Fit I) we calculate a pole position of $1.211 - 0.049i$ GeV. This is in excellent agreement with the pole position of the Δ as quoted by the Particle Data Group (PDG)[43], which takes the value of approximately $1.210 - 0.050i$ GeV.

B. Finite-Volume Dependence

Using the parameters found by fitting the scattering data, the matrix Hamiltonian can be constructed. For the single-channel system, the free Hamiltonian from Eq. (8) can be written as

$$H_0 = \text{diag} \left(m_{\Delta}^{(0)}, \omega_{\pi N}(k_1), \omega_{\pi N}(k_2), \dots \right), \quad (41)$$

where $\omega_{\pi N}(k_i) = \sqrt{k^2 + m_{\pi}^2} + \sqrt{k^2 + m_N^2}$. The interaction Hamiltonian from Eq. (11) can be written in matrix form as

$$H_I = \begin{pmatrix} 0 & \bar{G}_{\pi N}^{\Delta}(k_1) & \bar{G}_{\pi N}^{\Delta}(k_2) & \dots \\ \bar{G}_{\pi N}^{\Delta}(k_1) & \bar{V}_{\pi N, \pi N}(k_1, k_1) & \bar{V}_{\pi N, \pi N}(k_1, k_2) & \dots \\ \bar{G}_{\pi N}^{\Delta}(k_2) & \bar{V}_{\pi N, \pi N}(k_2, k_1) & \bar{V}_{\pi N, \pi N}(k_2, k_2) & \dots \\ \vdots & \vdots & \ddots & \vdots \end{pmatrix}, \quad (42)$$

and so the full Hamiltonian can be constructed as $H = H_0 + H_I$. In the simplest possible case where $v_{\pi N, \pi N} = 0$, and therefore the only interaction present is the $\Delta_0 \rightarrow \pi N$ vertex, the eigenvalues of the matrix Hamiltonian can be solved exactly[20]. Solving the eigenvalue equation $|H - E\mathbb{I}| = 0$,

TABLE I. Single-channel fit parameters constrained to the WI08 solution of the $P_{33} \pi N$ scattering data [37, 38]. Fits I-III contain a single-particle basis state $|\Delta_0\rangle$, while Fit IV does not.

Parameter	With $ \Delta_0\rangle$			No $ \Delta_0\rangle$
	Fit I	Fit II	Fit III	Fit IV
$m_\Delta^{(0)} / \text{GeV}$	1.3589	1.4965	1.4700	-
$g_{\pi N}^\Delta$	0.1762	0.0818	0.0101	-
$v_{\pi N, \pi N}$	-0.0286	-0.0238	-0.0090	-0.0029
Λ / GeV	0.8000	1.6000	4.0000	8.0000
DOF	13	13	13	15
χ^2	236.81	230.85	194.68	24373.42
χ^2/DOF	18.22	17.76	14.98	1624.90
$\alpha_2 / \text{GeV}^{-1}$	1.092	0.655	0.370	-
$\alpha_4 / \text{GeV}^{-3}$	-0.832	-0.231	0.375	-
Pole / GeV	$1.211 - 0.049i$	$1.210 - 0.049i$	$1.209 - 0.049i$	$1.205 - 0.045i$

the eigenvalues are found as solutions of

$$E = m_\Delta^{(0)} - \sum_{n=1}^{n_{\max}} \frac{\bar{G}_{\pi N}^\Delta(k_n)^2}{\omega_{\pi N}(k_n) - E}. \quad (43)$$

We note that by taking the limit for this equation where $L, n_{\max} \rightarrow \infty$, and associating the energy E on the right-hand side with the renormalised Δ mass m_Δ , this expression for the eigenvalues is restored to the one-loop correction to the Δ mass,

$$m_\Delta = m_\Delta^{(0)} - \left(\frac{g_{\pi N}^\Delta}{m_\pi^{\text{phys}}} \right)^2 \int_0^\infty \frac{k'^4 u(k', \Lambda)^2 dk'}{\omega_\pi(k') [m_\Delta - \omega_{\pi N}(k') + i\epsilon]}. \quad (44)$$

We use a numerical routine to solve for the eigenmodes of H . Varying the lattice volume L , we can generate the finite-volume energy spectrum for this system, as seen in Fig. 4. In order to observe the contributions from the single-particle basis state, $|\Delta_0\rangle$, to the energy eigenvalues, it is convenient to highlight the states which have the largest contribution from $|\Delta_0\rangle$. This can be seen in Fig. 5, where the three different highlighting methods show the states with the first, second and third highest probabilities for the single-particle $|\Delta_0\rangle$ basis-state contribution.

In Sec. IV D, these states will be identified as eigenstates having the largest overlap with lattice QCD eigenstates excited by three-quark interpolating fields, and therefore can be considered the states which are first, second and third most likely to be observed in a lattice QCD calculation with three-quark operators.

C. Dipole Regulator Dependence

The incorporation of the Lüscher formalism within HEFT ensures the eigenvalues of the Hamiltonian in HEFT will be Λ

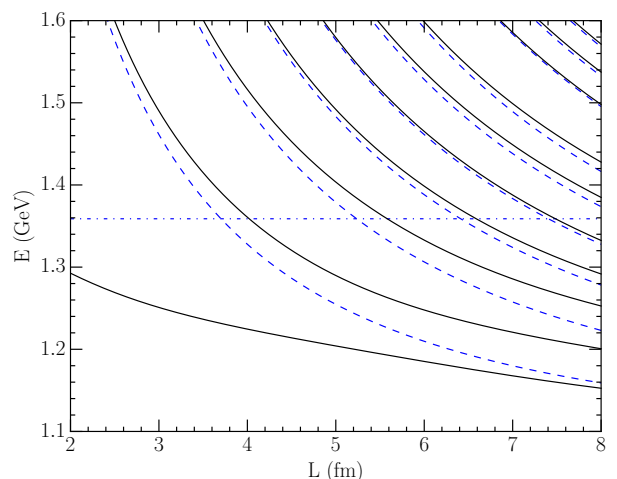


FIG. 4. Lattice volume dependence of the energy eigenvalues of the Hamiltonian. The solid lines represent the energy eigenvalues following from Fit I of Table I. The horizontal dot-dashed line is the bare mass and the curved dashed lines are the non-interacting πN basis states at $k = 2\pi/L, 2\sqrt{2}\pi/L, \dots$

independent provided the experimental data is described accurately by the Hamiltonian model. To test this we fit the scattering data for values of Λ varying from 0.6 GeV to 8.0 GeV for a dipole form factor. The upper limit selected here is interesting as one can describe the experimental data reasonably well in the vicinity of the resonance region without a single-particle basis state as illustrated in Fig. 6.

Using each fit to the experimental data for $E \lesssim 1350$ MeV, we can then solve for the eigenvalues of the finite-volume Hamiltonian and plot the lowest lying states to check for any Λ -dependence of these states.

Indeed, as we see in Fig. 7, the lowest lying states on both

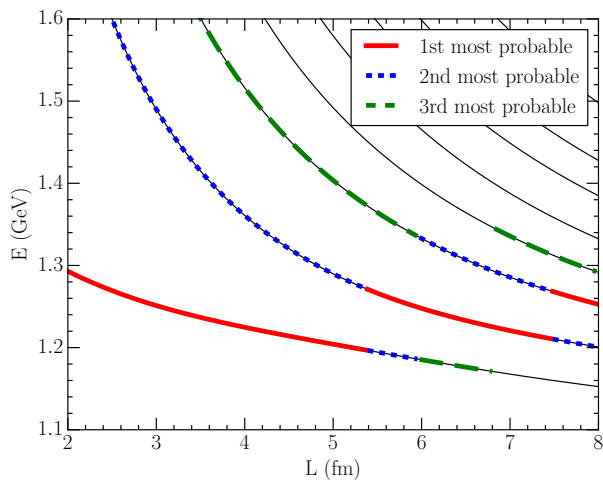


FIG. 5. Lattice volume dependence of the energy eigenvalues of the Hamiltonian from Fit I of Table I. The solid (red), short-dashed (blue) and long-dashed (green) highlights on the eigenvalues correspond to the states with the largest, second-largest and third-largest contribution from the bare basis state $|\Delta_0\rangle$ respectively.

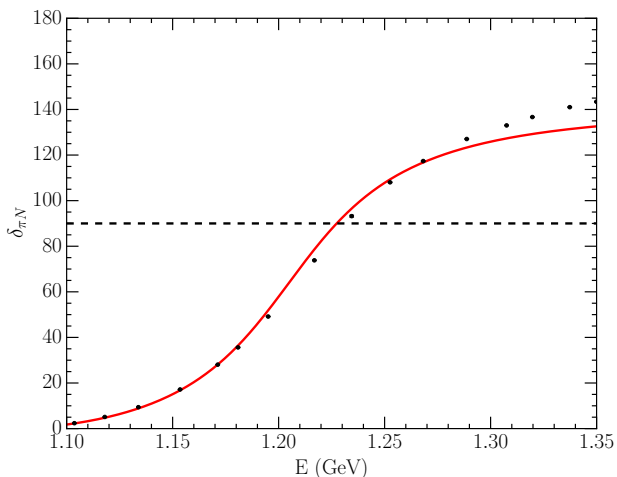


FIG. 6. P -wave πN phase shifts for a system with no single-particle state, where the solid points are experimental data obtained from Ref. [37, 38], the solid line is the fit using HEFT to the data, and the dashed line represents a phase shift of 90 degrees. The parameter set producing this curve is given by Fit IV of Table I.

lattice volumes are Λ -independent provided that these eigenstates lie within $E \lesssim 1350$ MeV, where the theory is constrained to fit the phase shift data.

While there is no observable Λ -dependence for the eigenvalues in the energy region where the HEFT has been constrained by data, we are also interested in how the regulator parameter could affect the physical interpretation of the lattice QCD results.

In particular, it is of interest to see how the location of the state dominated by the single-particle basis state, $|\Delta_0\rangle$, is affected by Λ . This can be investigated by illustrating the values of the eigenvectors from the Hamiltonian matrix. As the

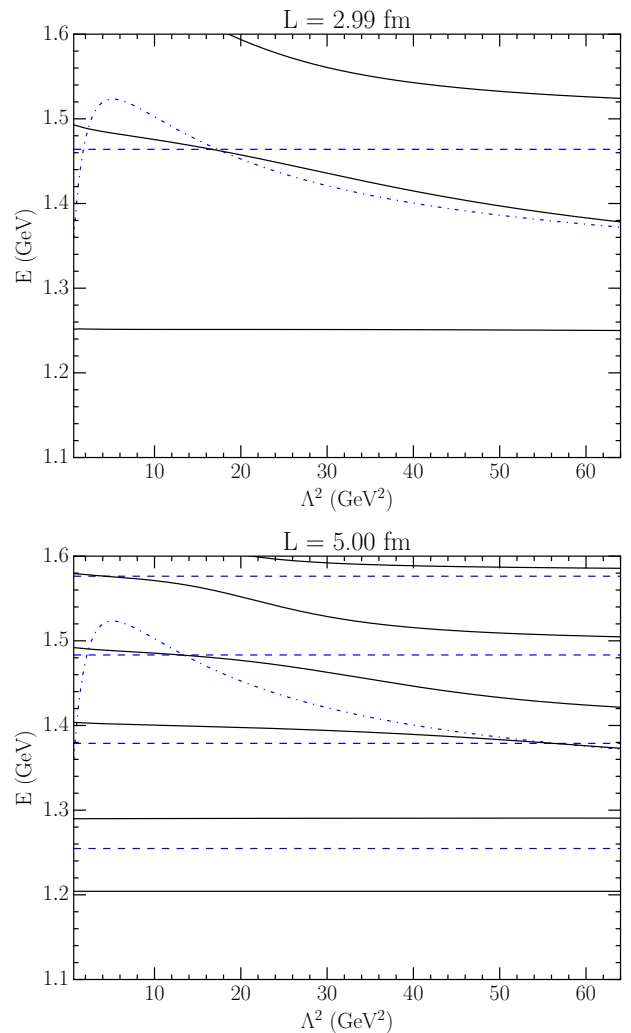


FIG. 7. Dependence of the lowest lying eigenvalues of the finite-volume Hamiltonian on the regulator parameter Λ for two different lattice sizes, where Λ is varying from 0.6 to 8.0 GeV. The solid (black) lines are the eigenvalues, the horizontal dashed (blue) lines are πN basis states, and the curved dot-dashed (blue) line is the mass of the bare Δ . The Hamiltonian was constrained to experimental data with $E \lesssim 1350$ MeV.

eigenvectors represent the contribution of each basis state to the final eigenstate, we can plot these as a function of Λ to observe how the $|\Delta_0\rangle$ contribution to each eigenstate depends on the regulator parameter.

In Fig. 8 and Fig. 9, we show the Λ -dependence of the two lowest lying eigenstates for two different lattice volumes. It is clear that unlike the eigenvalues, the eigenvectors have a strong Λ -dependence and, in fact, the position of the state which is dominated by the bare Δ is not always Λ -independent. This is particularly clear at smaller lattice volumes, where the bare contribution to the ground state decreases as Λ increases. For the larger volume at $L = 5.0$ fm, the first excited state varies between being associated with the the single-particle contribution and the bare state contribution, and is more stable to Λ variation.

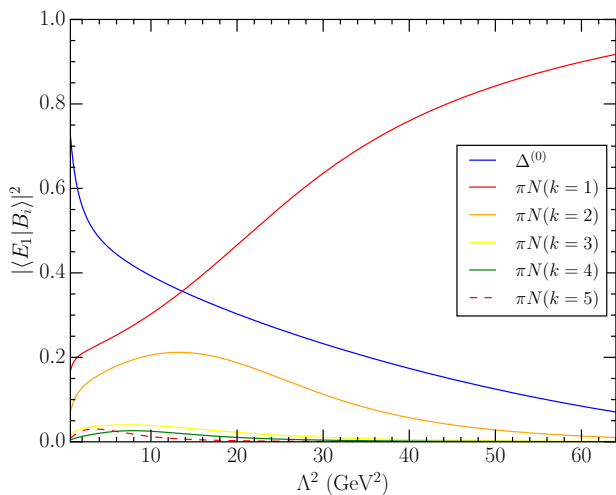


FIG. 8. Dependence of the energy-eigenstate basis-state structure on the regulator parameter Λ , where Λ is varying from 0.6 to 8.0 GeV, for a lattice size of $L = 2.99$ fm. Only the ground state is shown, as all higher eigenstates lie above the fitting threshold of $E = 1350$ MeV and thus are not physically constrained.

Probing the Λ dependence of these eigenvectors also shows how, as Λ increases, the contribution from the bare Δ becomes distributed throughout the higher eigenstates, rather than being concentrated in the ground state. As can be seen in Table I, the strength of the coupling $g_{\pi N}^{\Delta}$ required to describe the scattering data at large values of Λ significantly decreases, and indeed it seems as though a bare Δ may not be required at all. In fact, with a very large regulator parameter, the scattering data can be fit just as well with and without a bare state [44, 45]. It was found that $\Lambda = 8.0$ GeV is the smallest value of Λ which gives a good description of the data. This fit is labelled Fit IV in Table I, and is illustrated in Fig. 6. Here we only have $v_{\pi N \pi N}$ as a free parameter, the value of which can be found in Table I.

Comparing Fig. 3 and Fig. 6, both fits give a good description of the data near the resonance position, though the inclusion of a single-particle basis state improves the description of the data at higher energies.

While these two scenarios can reproduce scattering data at the physical pion mass, an important strength of HEFT lies in its capacity to address and interpret lattice QCD results in the region beyond the physical pion mass. By observing the pion mass dependence of these states in lattice QCD versus the predictions of HEFT for different choices of interactions, one can obtain some insight into which system of interactions, and hence which physical picture, best describes the Δ .

D. Comparison with lattice QCD

To generalise these finite-volume energies to larger-than-physical pion masses, we take the pion mass dependence of the bare state to vary in the standard manner including terms

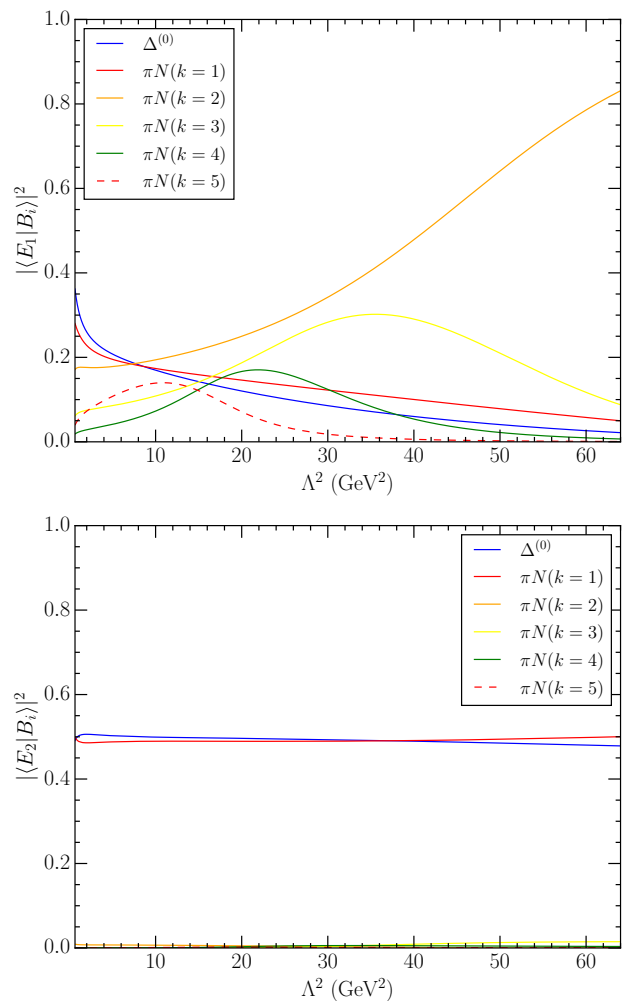


FIG. 9. Dependence of the energy-eigenstate basis-state structure on the regulator parameter Λ , where Λ is varying from 0.6 to 8.0 GeV, for a lattice size of $L = 5$ fm. The two lowest-lying energy eigenstates of the finite-volume Hamiltonian are investigated. The upper plot shows the eigenvectors for the ground state, while the lower plot shows the first excited state.

to order m_{π}^4 , taking the form

$$m_{\Delta}^{(0)} = m_{\Delta}^{(0)} \Big|_{\text{phys}} + \alpha_2 \left(m_{\pi}^2 - m_{\pi}^2 \Big|_{\text{phys}} \right) + \alpha_4 \left(m_{\pi}^4 - m_{\pi}^4 \Big|_{\text{phys}} \right). \quad (45)$$

The values for the α_2 and α_4 are found by performing a two-parameter fit to lattice QCD results for the ground state Δ at a lattice size of $L = 2.99$ fm, as given by the PACS-CS Collaboration [14]. At this volume the ground state is dominated by the three-quark-like bare state, as can be seen in Fig. 5.

In considering pion masses away from the chiral limit, we adopt the approach of χ PT where couplings are fixed and variation with pion mass is contained within the higher-order terms of the expansion [46]. Chiral limit couplings are approximated by our analysis of scattering data necessarily at the physical point.

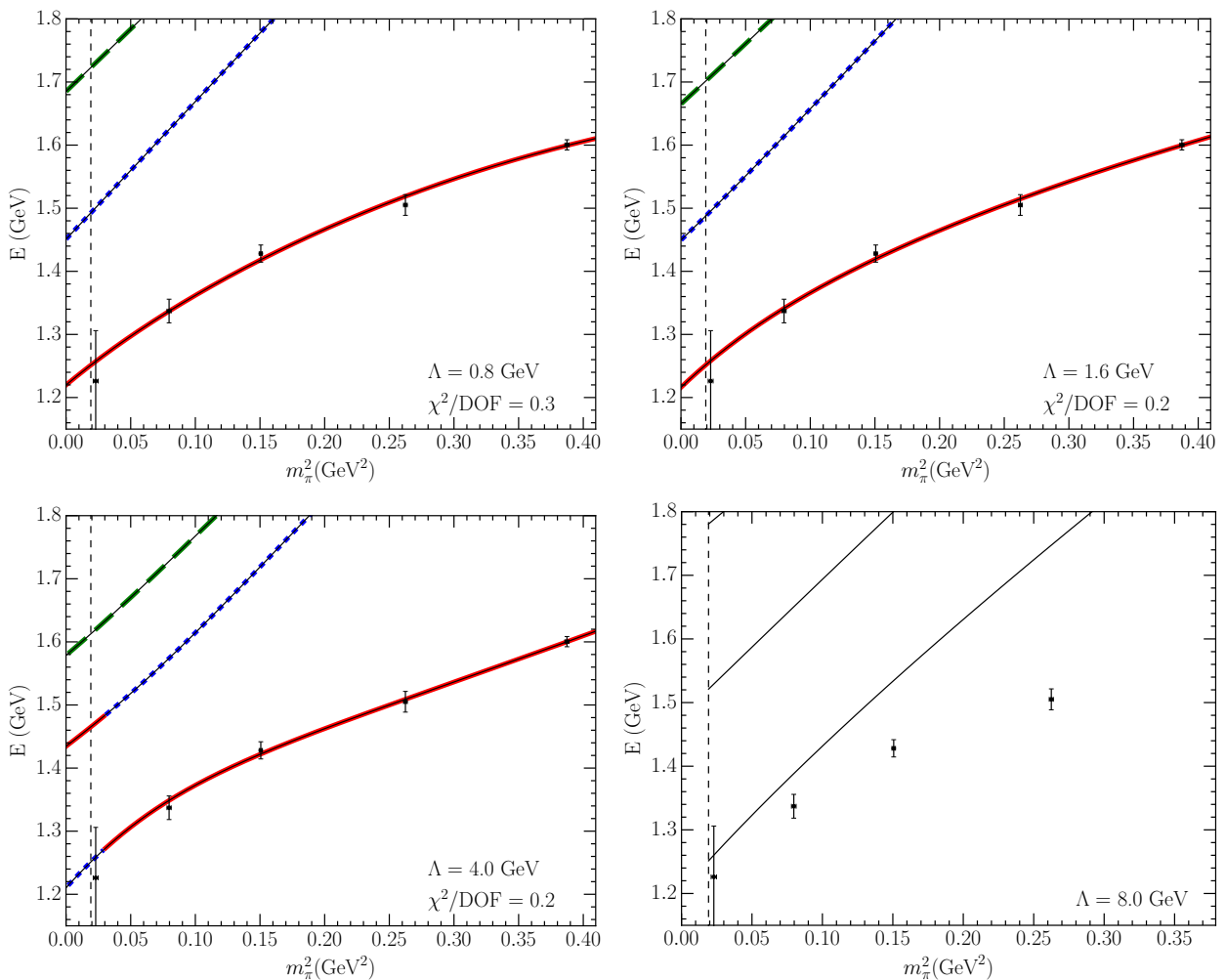


FIG. 10. Pion mass dependence of the finite-volume HEFT eigenvalues at $L = 2.99$ fm for increasing values of the regulator parameter Λ . No bare basis state is present for $\Lambda = 8.0$ GeV. The parameters for these fits are given by their corresponding entries in Table I. The solid black curves illustrate the finite-volume energy levels predicted by HEFT from fits to experimental phase shifts. These lines are dressed by solid (red), short-dashed (blue) and long-dashed (green) highlights indicating states with the largest, second-largest and third-largest contribution from the bare basis state $|\Delta_0\rangle$ respectively. Lattice QCD results for lowest-lying Δ masses, denoted by the (black) points, are from the PACS-CS collaboration [14]. The quoted χ^2/DOF for each plot are for the lowest-lying energy eigenvalue with respect to the PACS-CS data points. As these lattice results follow from local three-quark operators, they are expected to lie on a solid (red) energy eigenstate in the first case and perhaps on a short-dashed (blue) energy eigenstate when it is the lowest lying state of the spectrum. The vertical dashed (black) line illustrates the physical pion mass.

We begin by considering $\Lambda = 0.8$ GeV and constraining α_2 and α_4 by a fit to the lattice QCD results. The fit value is reported in Table I and the fit is illustrated in the upper-left panel of Fig. 10. This process is repeated for $\Lambda = 1.6$ and $\Lambda = 4.0$. With the simple residual series of Eq. (45), the lattice QCD data is described almost equally well with any of the three regulator parameters selected.

In the bottom-right panel of Fig. 10, the $\Lambda = 8.0$ GeV case is demonstrated. As shown in Fig. 6, at 8 GeV a bare state is no longer required to describe the experimental scattering data. As a result, there is no opportunity for residual-series contributions, and the pion-mass extrapolation is performed without a bare mass. As demonstrated here, without a bare state the correct energy eigenvalue is only obtained at the

physical point, and a system without a bare state is completely unsuitable for any extrapolations from the physical point. This is in agreement with conclusions from other analyses such as Ref. [47], where as shown in Fig. 2, the P_{33} scattering data is unable to be reproduced without the introduction of an explicit degree of freedom for the $\Delta(1232)$.

To further illustrate the robust nature of the pion-mass extrapolations away from the physical point, we superpose results for four different values of the regulator parameter in Fig. 11. While $\Lambda = 4.0$ GeV is not physically motivated, the variation in the curves remains small.

In summary, a wide range of values for the regulator parameter Λ are able to give the correct pion-mass extrapolation in accordance with the lattice QCD data from PACS-CS.

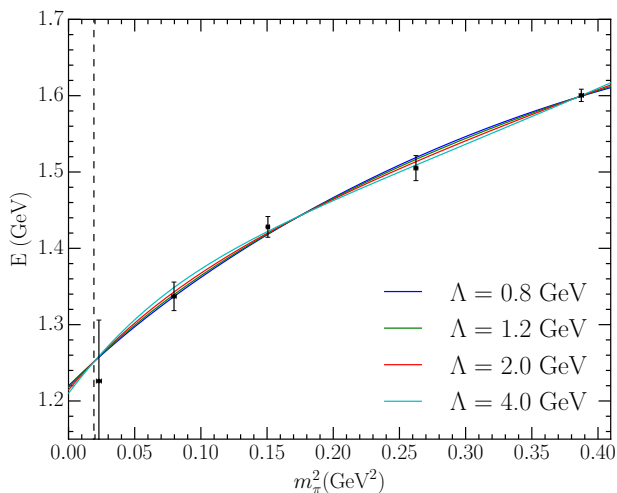


FIG. 11. Pion mass dependence of the lowest-lying finite-volume HEFT eigenvalue at $L = 2.99$ fm using a dipole regulator, where the data points are the PACS-CS data. Several parameter sets corresponding with each value of Λ are overlapped, each with a corresponding bare mass expansion fit to the PACS-CS data.

As there is no preference between these different values to be found in comparison with lattice QCD, there is a freedom to choose a value for Λ which suits other requirements. A value of $\Lambda = 0.8$ GeV is both in accord with findings from other models, such as the cloudy bag model [32, 45], and is small enough such that computational requirements are minimised.

E. Gaussian Regulator Dependence

As a simple test of the model-dependence of HEFT, the analysis using a dipole regulator can be repeated in part using a Gaussian regulator, as defined in Eq. (13). Beginning with $\Lambda = 0.8$ GeV, a similar quality description of the experimental scattering data can be obtained, as seen in Fig. 12, with a χ^2/DOF of 18.8.

Again, we note that if we follow Refs. [39] and [40] and assign a 3% or 5% uncertainty to the experimental scattering data, our fit is shown to provide a superior description of the experimental scattering data. Whereas Refs. [39] and [40] report χ^2/DOF values exceeding 0.77, our fit provides smaller values. The introduction of 3% uncertainties provides a χ^2/DOF of 0.08 for fits to 1.35 GeV with 23 DOF. Similarly 5% uncertainties provide a χ^2/DOF of 0.03. Again, the introduction of 1% uncertainties is sufficient to reduce our $\chi^2/\text{DOF} \lesssim 1$.

As shown in Fig. 13, varying Λ over a modest range of 0.8 GeV to 2.4 GeV, the ground-state energy is similarly invariant as demanded by the Lüscher formalism contained within HEFT. By comparing with Fig. 7 it is clear that within the fitting region of $E \leq 1350$ MeV, both Gaussian and dipole functional forms are equivalent.

Finally, by extending to unphysical pion masses and comparing with the PACS-CS data at $L = 2.99$ fm, it can be seen

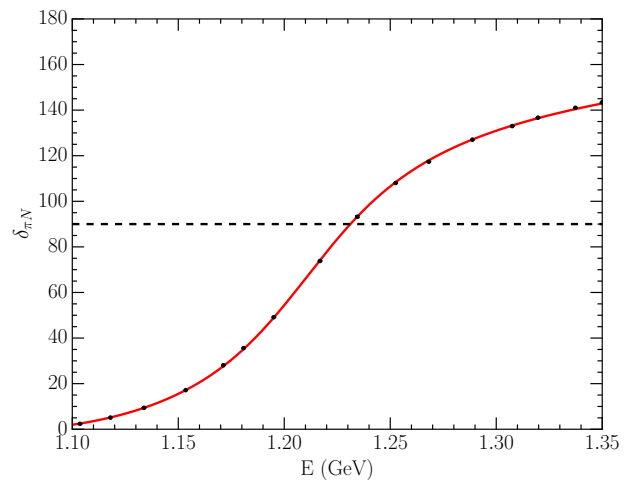


FIG. 12. P -wave πN phase shifts for a Gaussian regulator, where the solid points are experimental data obtained from Ref. [37, 38], the solid line is the fit using HEFT to the data, and the dashed line represents a phase shift of 90 degrees. A Gaussian regulator with $\Lambda = 0.8$ GeV gives a χ^2/DOF of 18.8.

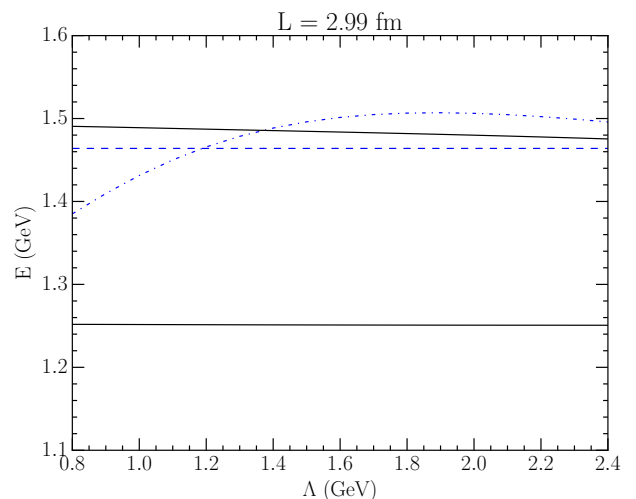


FIG. 13. Dependence of the lowest lying eigenvalues of the finite-volume Hamiltonian on Λ for a Gaussian regulator at $L = 2.99$ fm. The solid (black) lines are the eigenvalues, the horizontal dashed (blue) line is the $\pi N(k = 1)$ basis state, and the curved dot-dashed (blue) line is the mass of the bare Δ . The Hamiltonian was constrained to experimental data with $E \lesssim 1350$ MeV.

in Fig. 14 that a Gaussian form factor is able to obtain a similarly good description of the lattice QCD data, with χ^2/DOFs ranging from 0.2 - 0.4. In light of the model-independence demonstrated, this study will only utilise a dipole regulator for the forthcoming analysis.

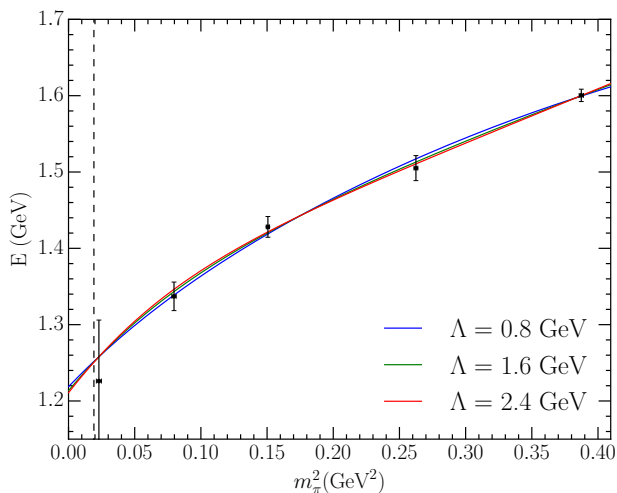


FIG. 14. Pion mass dependence of the lowest-lying finite-volume HEFT eigenvalue at $L = 2.99$ fm using a Gaussian regulator, where the data points are the PACS-CS data. Four parameter sets corresponding to each value of Λ are overlapped, each with a corresponding bare mass expansion fit to the PACS-CS data.

V. TWO-CHANNEL ANALYSIS

A. Fitting Experimental Data

The power of the constraints provided by experimental scattering data on the predictions of HEFT via the Lüscher formalism is manifest in Fig. 7. And while this model independence applies only at the physical point, Figs. 11 and 14 illustrate only a subtle model dependence in describing the quark-mass dependence of the finite-volume energies. Thus, it is desirable to extend the energy range considered beyond the $\pi\Delta$ threshold in an effort to describe excitations of the Δ , in addition to the lowest lying resonance. To proceed, we will conduct a similar analysis including higher energies by introducing a second scattering channel, a $\pi\Delta$ channel.

Previously we were able to describe the scattering data to 1350 MeV with a πN scattering channel. To describe the data up to 1650 MeV, we require the next $\pi\Delta$ scattering channel to account for inelasticity beyond the $\pi\Delta$ threshold. To describe the interactions in the $\pi\Delta$ channel, we use the same functional form as Eq. (39) to describe the $\Delta^{(0)} \rightarrow \pi\Delta$ interaction, and the same potential as Eq. (40) to describe the $\pi\Delta \rightarrow \pi\Delta$ and $\pi\Delta \rightarrow \pi N$ interactions. This introduces three new fit parameters for the system: $g_{\pi\Delta}^{\Delta}$, $v_{\pi N\pi\Delta}$, and $v_{\pi\Delta\pi\Delta}$.

In fitting the experimental data, we must reproduce both the πN phase shift $\delta_{\pi N}$, and the inelasticity η . Unlike the single-channel case, the increased number of parameters and the inclusion of the inelasticity make it difficult to fit the data for larger values of Λ . Further difficulty is introduced by the absence of phase shift data in the $\pi\Delta$ channel. Variation in the parameters is more unstable, and good fits to the scattering data above approximately $\Lambda = 1.2$ GeV are elusive.

For the SAID data up to 1650 MeV, we are able to obtain fits between $\Lambda = 0.8$ GeV and $\Lambda = 1.2$ GeV with a signifi-

TABLE II. Two-channel fit parameters constrained to πN scattering data up to 1650 MeV. Here, Λ is fixed for each of the two fits while all other parameters are allowed to vary.

Parameter	Fit V	Fit VI
$m_{\Delta}^{(0)} / \text{GeV}$	1.3837	1.4405
$g_{\pi N}^{\Delta}$	0.1286	0.1041
$g_{\pi\Delta}^{\Delta}$	0.1324	0.0171
$v_{\pi N, \pi N}$	-0.0103	-0.0233
$v_{\pi N, \pi\Delta}$	-0.0811	-0.0220
$v_{\pi\Delta, \pi\Delta}$	-0.0015	-0.0645
Λ / GeV	0.8000	1.2000
DOF	27	27
χ^2	304.29	377.67
χ^2 / DOF	11.27	13.99
$\alpha_2 / \text{GeV}^{-1}$	0.893	0.636
$\alpha_4 / \text{GeV}^{-3}$	-0.481	-0.089
Pole 1 / GeV	$1.210 - 0.049i$	$1.211 - 0.049i$
Pole 2 / GeV	$1.434 - 0.207i$	$1.449 - 0.053i$

cantly reduced χ^2 compared to the single-channel case. The fit parameters at these two limits for Λ are presented in Table II.

Again, our fits provide an excellent description of the experimental scattering data. Following Refs. [39] and [40] and assigning a 3% or 5% uncertainty to the scattering data, we find the introduction of 3% uncertainties provides a χ^2/DOF of 0.26 for fits to 1.65 GeV with 50 DOF. Similarly 5% uncertainties provide a χ^2/DOF of 0.10. This contrasts Refs. [39] and [40] where they report χ^2/DOF values exceeding 0.77 for fits constrained within 1.3 GeV.

While both fits generate a pole at approximately the PDG pole position of $1.210 - 0.050i$ GeV, they are not able to describe the scattering data equally well. It is also worth noting that a second pole was found for each of the two sets of fit parameters, though with significantly different values for the imaginary components of each pole. These values are somewhat comparable to the PDG pole position for the $\Delta(1600)$ at $(1.510 \pm 0.050) - (0.135 \pm 0.035)i$ GeV [43], though the imaginary component of the second pole for Fit VI is considerably smaller.

As illustrated in Fig. 15, both fits are able to describe the scattering phase shifts up to 1650 MeV; however, only the smaller value of $\Lambda = 0.8$ GeV is able to give a good description of the inelasticity.

In order to observe the effect these differing fits have on the corresponding lattice energy levels, we explore the lattice volume and Λ dependence of the finite-volume eigenmodes in the next two sections.

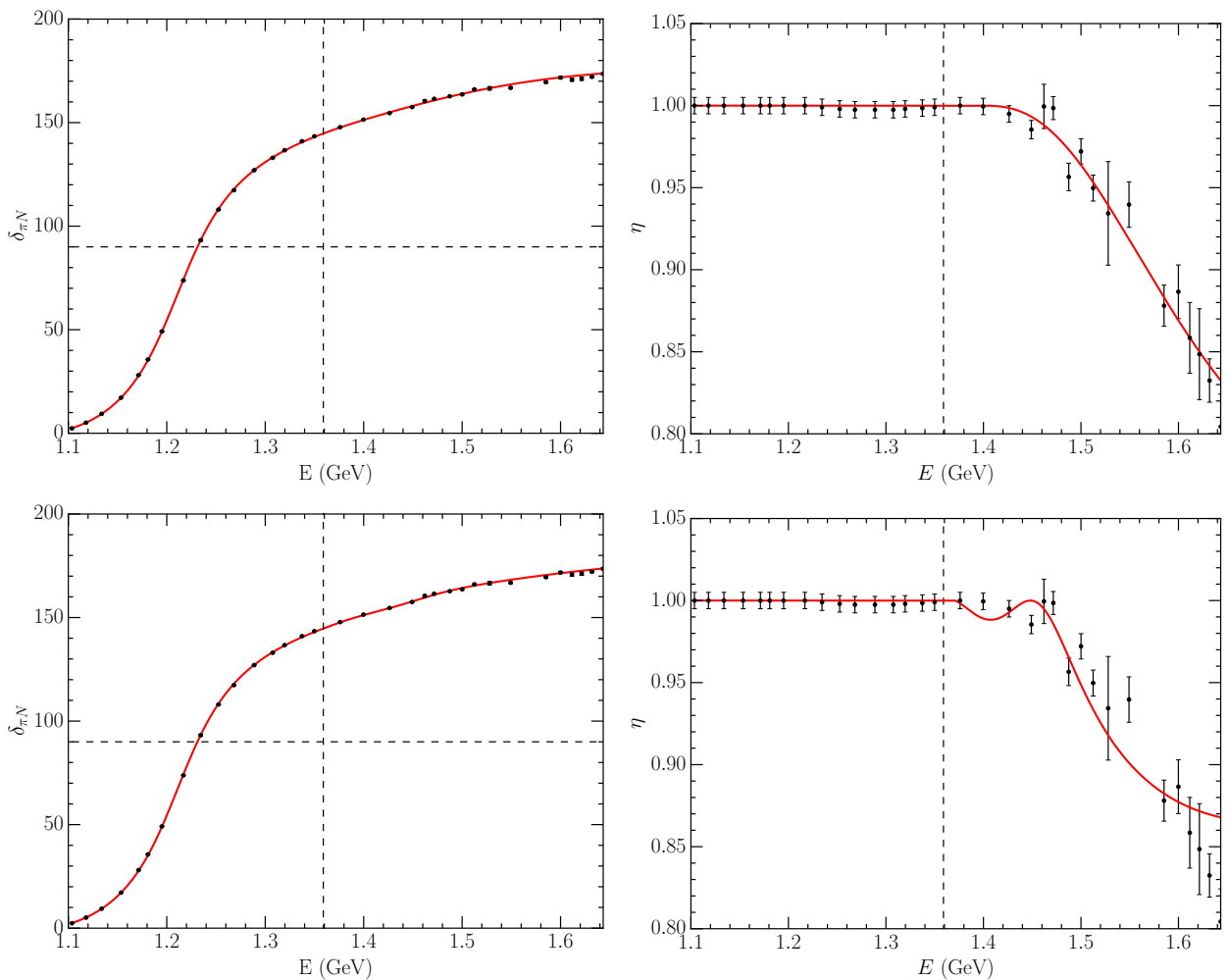


FIG. 15. P -wave πN phase shifts and inelasticities. The solid points are experimental data obtained from Ref. [37, 38]. The solid (red) curve is the fit of HEFT to the scattering data. The horizontal dashed line highlights a phase shift of 90 degrees, while the vertical dashed line illustrates the position of the $\pi\Delta$ threshold. The upper plots illustrate the best fit when the regulator parameter $\Lambda = 0.8$ GeV (Fit V), while the lower plots illustrate the best fit when the regulator parameter $\Lambda = 1.2$ GeV (Fit VI). Only phenomenologically motivated values associated with the induced pseudoscalar form factor of a baryon are able to give a good description of the inelasticity.

B. Finite-Volume Dependence

Adding an additional channel to the Hamiltonian matrix only requires an additional row/column for each channel at each momentum k_n . Therefore the free Hamiltonian takes the form

$$H_0 = \text{diag} \left(m_\Delta^{(0)}, \omega_{\pi N}(k_1), \omega_{\pi\Delta}(k_1), \omega_{\pi N}(k_2), \omega_{\pi\Delta}(k_2), \dots \right). \quad (46)$$

Similarly, we can write the interaction Hamiltonian as

$$H_I = \begin{pmatrix} 0 & \bar{G}_{\pi N}^\Delta(k_1) & \bar{G}_{\pi\Delta}^\Delta(k_1) & \dots \\ \bar{G}_{\pi N}^\Delta(k_1) & \bar{V}_{\pi N, \pi N}(k_1, k_1) & \bar{V}_{\pi N, \pi\Delta}(k_1, k_1) & \dots \\ \bar{G}_{\pi\Delta}^\Delta(k_1) & \bar{V}_{\pi\Delta, \pi N}(k_1, k_1) & \bar{V}_{\pi\Delta, \pi\Delta}(k_1, k_1) & \dots \\ \vdots & \vdots & \ddots & \vdots \end{pmatrix}. \quad (47)$$

Taking the Hamiltonian and solving the eigenvalue equation for varying lattice lengths, L , we can generate the finite-volume spectra seen in Fig. 16 and Fig. 17 for $\Lambda = 0.8$ GeV.

Below the $\pi\Delta$ threshold of approximately 1350 MeV, the two-channel finite-volume spectrum has the same form as the single-channel spectrum, which is to be expected as both the single-channel fit and the two-channel fit perform equally well below the $\pi\Delta$ threshold. Above this threshold, however, mixing between πN and $\pi\Delta$ basis states results in avoided level crossings. These are apparent in the energy eigenvalues above the $\pi\Delta$ threshold of 1350 MeV. For the smaller volumes where the states are forced to interact in the finite volume, the energy gaps are significant, and can be used to infer scattering observables from the finite-volume spectrum.

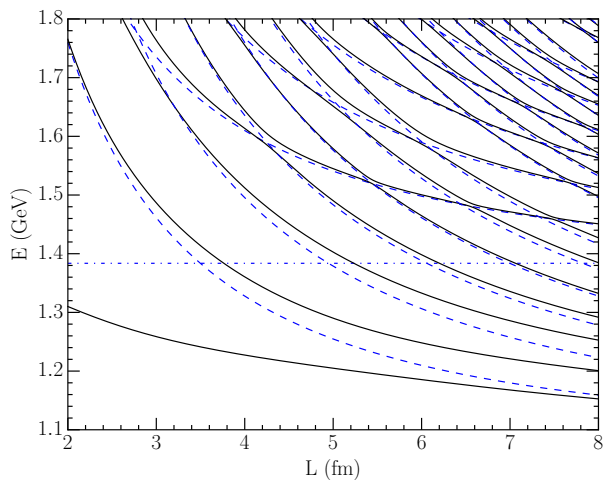


FIG. 16. Two-channel lattice volume dependence of the energy eigenvalues of the Hamiltonian for the fit to experimental data with $\Lambda = 0.8$ GeV. The solid lines represent the energy eigenvalues. The horizontal dot-dashed line is the bare mass and the curved dashed lines are the πN and $\pi\Delta$ scattering states at $k = (n_x^2 + n_y^2 + n_z^2)^{1/2} 2\pi/L$.

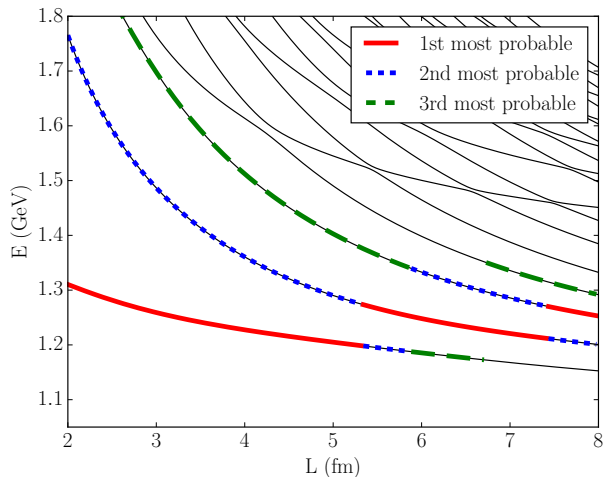


FIG. 17. Two-channel lattice volume dependence of the energy eigenvalues of the Hamiltonian for the fit to experimental data with $\Lambda = 0.8$ GeV. The solid (red), short-dashed (blue) and long-dashed (green) highlights on the energy eigenvalues correspond to the states with the largest, second-largest and third-largest contribution from the bare Δ basis state respectively.

C. Regulator Parameter Dependence

As in the single-channel analysis reported in Sec. IV C, we proceed to understand how this finite-volume spectrum depends on the choice of the regulator parameter Λ , albeit over a smaller range of Λ . The range of Λ considered isn't a problem however, as using our single-channel results to guide us, we expect that optimal results will be obtained in the physically-motivated region around $\Lambda = 0.8$ GeV for a dipole form factor.

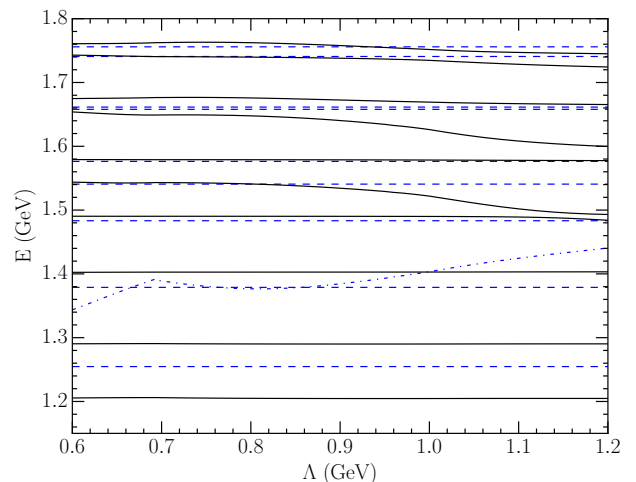
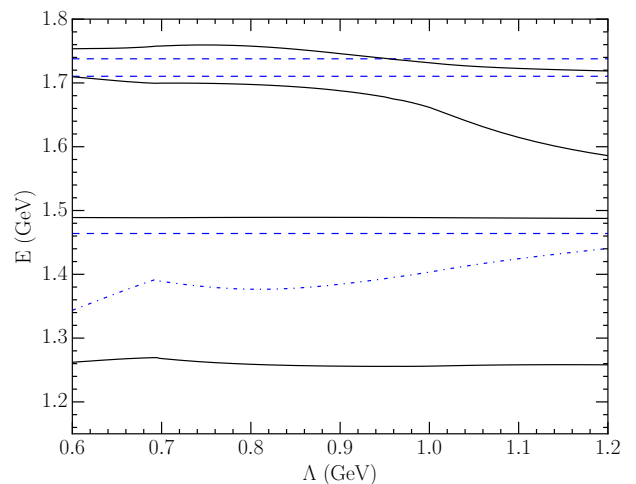


FIG. 18. Regulator parameter, Λ , dependence of the energy eigenvalues of the two scattering-channel HEFT finite-volume energy levels for the 2.99 fm lattice (top) and the 5.0 fm lattice (bottom). The solid (black) lines illustrate the energy eigenvalues, the thin horizontal dashed (blue) lines are the non-interacting energy levels of the πN and $\pi\Delta$ basis states, and the thin dash-dot (blue) curve is the mass of the bare Δ basis state.

The results obtained by solving for the eigenvalues of the Hamiltonian with Λ varying from 0.8 GeV to 1.2 GeV are presented in Fig. 18. Here, for both $L = 2.99$ fm and $L = 5.0$ fm, we see that, unlike the single-channel case, we observe a Λ dependence of the energy eigenvalues within the range of energies considered in fitting the scattering data, this time to 1650 MeV.

On the 3 fm lattice, the third state drops below 1650 MeV for large Λ . On the 5 fm lattice, both the fifth and seventh states display a strong Λ dependence. Thus, high quality lattice QCD simulations covering several low-lying states hold the potential to constrain Λ and its associated parameter set. Thus it is possible in principle to predict the inelasticity from lattice QCD simulations.

Indeed, it is the lack of a complete experimental data set that prevents HEFT from maintaining model independence via the Lüscher formalism. The presence of multiple open,

coupled channels constrained by data from only one scattering channel leaves the Hamiltonian model unconstrained. This time, variation in Λ leads to different roles for the scattering channels in describing the πN scattering data. As we will see, lattice QCD can provide the additional information required to constrain the Hamiltonian.

As in the single-channel case, it is of interest to analyse how the eigenvectors describing the composition of the energy eigenstates vary with Λ . Although we have an additional channel, the overall behaviour of the eigenvectors is similar to that observed in the single channel case. Fig. 19 illustrates the Λ dependence of the composition. As Λ increases, enhanced short-distance mixing between the basis states replaces contributions from the bare state.

However, given that the experimental inelasticities can only be described with $\Lambda \sim 0.8$ GeV – in accord with phenomenologically motivated values associated with the induced pseudoscalar form factor of a baryon – we turn our attention to variation of the composition over the range $0.6 \leq \Lambda \leq 1.0$ GeV. Over this range, the composition of the energy eigenstates shows very little dependence on the regulator parameter. Thus, physical insight into the meson-baryon rescattering contributions to the energy eigenstates can be extracted.

D. Pion Mass Dependence of the Finite-Volume Spectrum

In the single-channel system, we were able to demonstrate that for $\Lambda \lesssim 4$ GeV where a bare basis state is included, the reproduction of the lattice QCD results was largely independent of choice of Λ . In the two-channel case, we have already found that increasing Λ to only 1.2 GeV results in a poorer description of the experimental inelasticity. Still, it is desirable to explore how variation of the regulator parameter and the ability to reproduce the inelasticity manifests in the pion mass dependence of the spectrum.

Results for two values of Λ are presented in Fig. 20. As in the single-channel system, both values of Λ are able to produce the correct pion-mass extrapolation for the lowest-lying state, despite the difficulties in fitting the inelasticity.

Thus to resolve a dependence relevant to the inelasticity, one must look to higher states in the spectrum, more sensitive to the opening of $\pi\Delta$ channel. The second excited state shows a large degree of variance with respect to the parameter set used. As the scattering phase shifts are well-reproduced for $E \leq 1650$ MeV, this parameter dependence is associated with the varying success in describing the inelasticity as presented in Fig. 15. As such, the consideration of the first three energy levels in lattice QCD for a lattice size of ~ 3 fm and a pion mass near the physical regime should be sufficient to constrain the parameters to predict both the πN phase shift and the inelasticity. On larger volumes ~ 5 fm, it was the fifth and seventh states that showed a sensitivity to the inelasticity.

Figure 21 serves to demonstrate more generally the spectral-dependence arising from the choice of Λ , and its associated parameter set for a 3 fm lattice. With sufficient high-quality lattice QCD results, the Λ variation will be constrained such that there is a unique Hamiltonian and a unique set of

Hamiltonian eigenvectors describing the eigenstate composition.

E. Comparison with Contemporary lattice QCD Results

In recent years, advances in lattice QCD have allowed for several new studies of the $\Delta(1232)$. Modern analyses include two-particle momentum-projected interpolating fields designed to more directly access the two-particle scattering states. Utilising our two-channel fit with $\Lambda = 0.8$ GeV (Fit V of Table II), comparison can be made between the finite-volume energy eigenvalues calculated in HEFT and contemporary lattice QCD results. Figure 22 provides a comparison of the HEFT predictions developed herein with lattice QCD results from the CLS consortium [15, 16].

From the ensemble labelled D200, with $m_\pi = 0.2$ GeV and $L = 4.16$ fm, points corresponding with the three lowest-lying states are provided. HEFT is able to predict them within one standard deviation. Moreover, HEFT correctly predicts the large increase in the scattering state energy relative to the non-interacting state for the first excitation. Considering the eigenvectors, the lowest-lying state is dominated by the bare basis state, while the second state is dominated by the $\pi N(k=1)$ basis state with smaller mixing of other nearby basis states. This composition agrees with the lattice QCD results where the first excitation couples strongly to momentum projected two-particle πN interpolators. We also note that only one of the two states reported in Hg for the second excitation is associated with $J = 3/2$ [48]. The lowest-lying state from HEFT also agrees with the one state available from the N401 ensemble with $m_\pi = 0.28$ GeV and $L = 3.7$ fm.

VI. CONCLUSION

We have examined the process of renormalisation in non-perturbative Hamiltonian Effective Field Theory (HEFT). As a nonperturbative extension of effective field theory incorporating the Lüscher formalism, HEFT provides a bridge between the infinite-volume scattering data of experiment and the finite-volume spectrum of energy eigenstates in lattice QCD.

HEFT brings the insight of experimental data to the finite-volume of the lattice through the parametrisation of a Hamiltonian built on a basis of non-interacting multiparticle states. Through a process of constraining Hamiltonian parameters to scattering data, and then solving for the eigenmodes of a finite-volume matrix Hamiltonian, one obtains finite-volume energy eigenvalues and eigenvectors describing the composition of the finite volume states. A key question is to ascertain the regularisation-scheme dependence of these eigenvectors.

Using the FRR scheme, an expression for the S -matrix was obtained by solving the coupled-channel, Bethe-Salpeter equations, and the phase shifts and inelasticities for the system were then extracted. These quantities were fit to the SAID Partial-Wave Analysis Facility experimental scattering

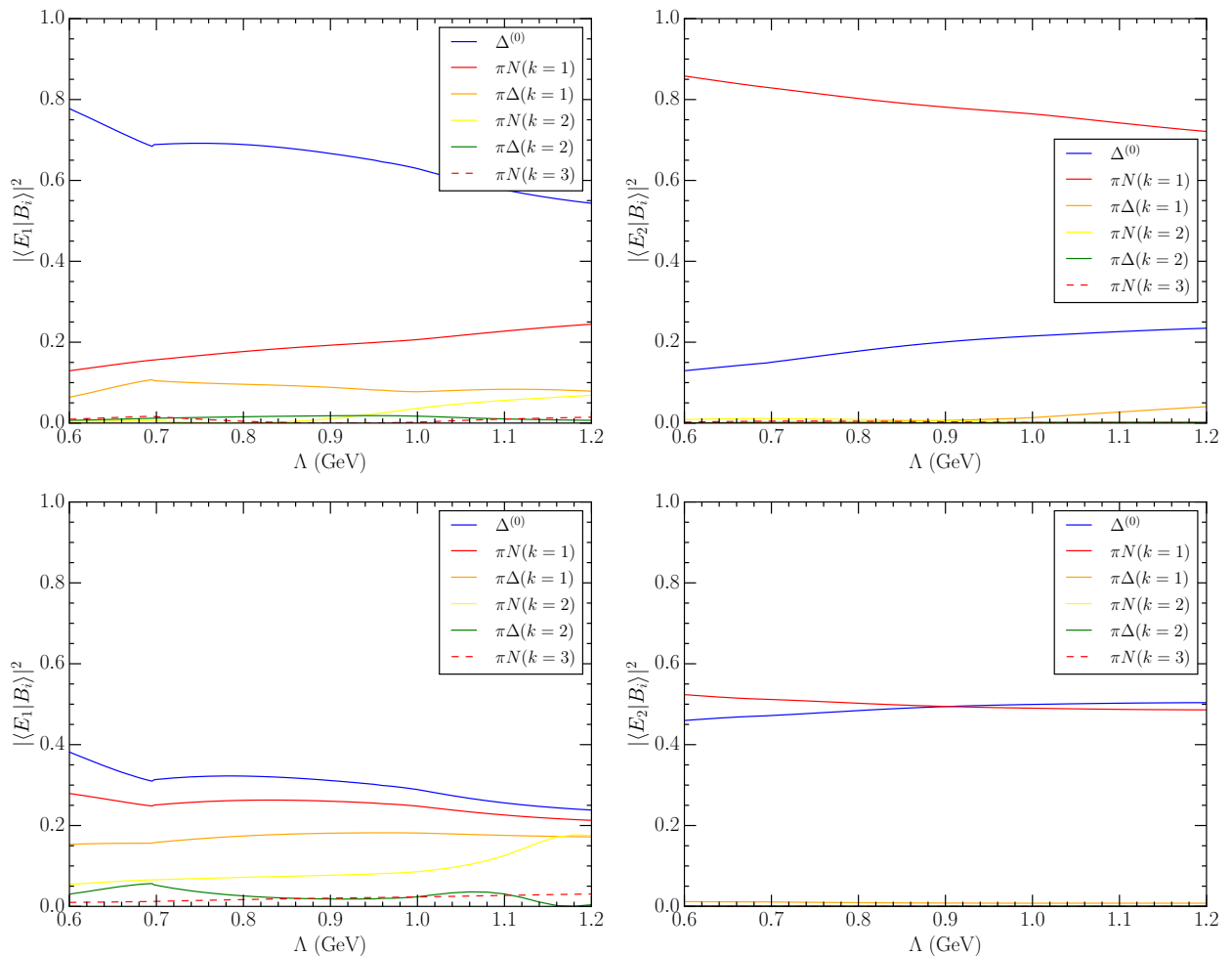


FIG. 19. Regulator parameter, Λ , dependence of the eigenvectors describing the composition of the two lowest lying energy eigenstates in the two-channel case with πN and $\pi\Delta$ scattering channels. The top two plots present results for a lattice volume of 2.99 fm, whereas the bottom two panels are for $L = 5.0$ fm. The left plot shows the eigenvectors for the lowest-lying state, while the right plot shows the next energy eigenstate. The bare basis states contribute most strongly to the lowest energy eigenstate at 2.99 fm. At 5 fm, the lowest state is only just dominated by the bare basis state, with a strong contribution from many scattering states, while the first excited eigenstate is an approximately equal mixing of the bare state and the $\pi N(k = 1)$ scattering state.

data [37, 38] by adjusting the parameters of the Hamiltonian. These optimised parameters then serve as inputs for a Hamiltonian matrix model. By solving the eigenvalue equation for this Hamiltonian the finite-volume energy eigenvalues and eigenvectors describing the composition of the finite volume states were resolved.

We considered the P -wave, $I(J^P) = \frac{3}{2}(\frac{3}{2}^+)$ Δ resonance channel. A simple description of the Δ is to consider only the mixing of a bare Δ with a two-particle πN state. Considering a basic system such as this allowed for the development of intuition into the results of HEFT. By using a dipole regulator and considering values for the regulator parameter ranging from $\Lambda = 0.8$ GeV to $\Lambda = 8.0$ GeV, we were able to fit the scattering data with varying degrees of success. These fits produced a pole in agreement with the value listed by the Particle Data Group. By solving the Hamiltonian matrix for this system at varying lattice sizes L , a finite-volume energy

spectrum was found.

We recall that the Lüscher method of relating phase shifts to eigenvalues measured in lattice QCD is model independent. Furthermore, it has been proven that the relationship between phase shifts and energy levels produced by HEFT and the Lüscher method are identical up to corrections of order $\exp(-m_\pi L)$. Thus the energy levels produced by the HEFT method are model independent within the energy range over which the experimental phase shifts are reproduced. This has been demonstrated in the single-channel analysis of Sec. IV.

While the eigenvalues of single-channel matrix Hamiltonian constrained to experimental scattering data do not depend on the regulator parameter Λ , the eigenvectors of the Hamiltonian do show a significant dependence on Λ . As Λ increases and short-distance interactions are allowed between the effective fields, the bare basis state contribution to low-lying finite-volume states decreases, implying that a bare basis state may

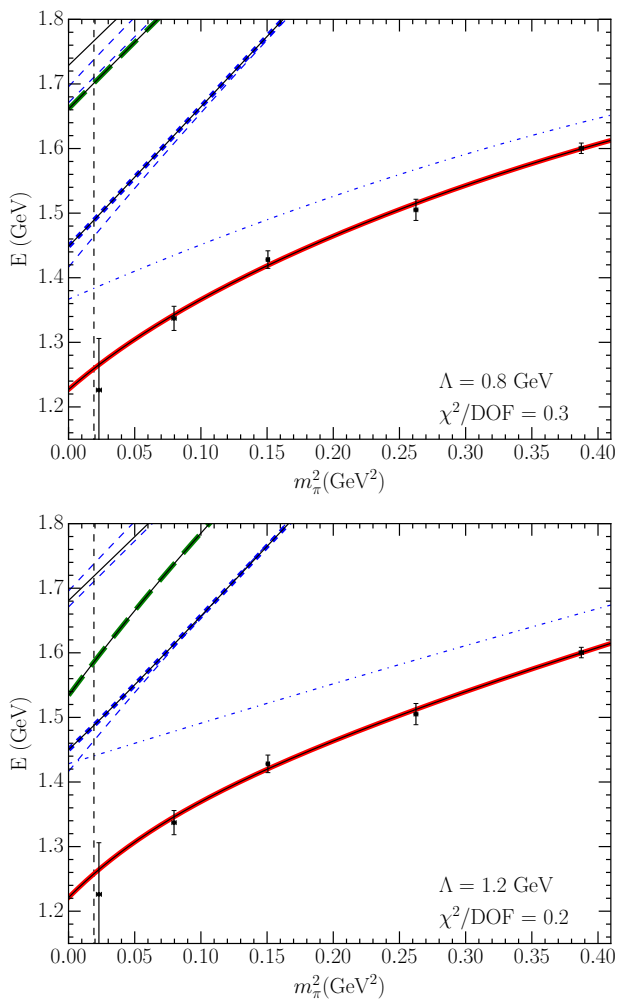


FIG. 20. Pion mass dependence of the finite-volume HEFT energy eigenvalues for $\Lambda = 0.8$ GeV (top) and $\Lambda = 1.2$ GeV (bottom) for the PACS-CS lattice length $L = 2.99$ fm. The vertical dashed (black) line denotes the physical pion mass. The thin diagonal (blue) dashed lines show the two-particle non-interacting energies and the thin more-horizontal (blue) dot-dash line illustrates the bare basis state mass. The solid (black) points are the lowest lying Δ energies from lattice QCD [14]. The solid black curves illustrate the finite-volume energy levels predicted by HEFT from fits to experimental phase shifts and inelasticities. These lines are dressed by solid (red), short-dashed (blue) and long-dashed (green) highlights indicating states with the largest, second-largest and third-largest contribution from the bare basis state $|\Delta_0\rangle$ respectively. As the PACS-CS results follow from local three-quark operators, they are expected to lie on a solid (red) energy eigenstate. The quoted χ^2/DOF are for the lowest-lying energy eigenvalue with respect to the PACS-CS data points.

not be necessary for a description of the Δ resonance. To resolve the validity of this conjecture, the pion mass dependence of the HEFT was examined.

Extending HEFT beyond the physical pion mass allows for a direct comparison to lattice QCD calculations available at many pion masses. In performing this comparison, it was revealed that by utilising a quadratic form for the bare mass

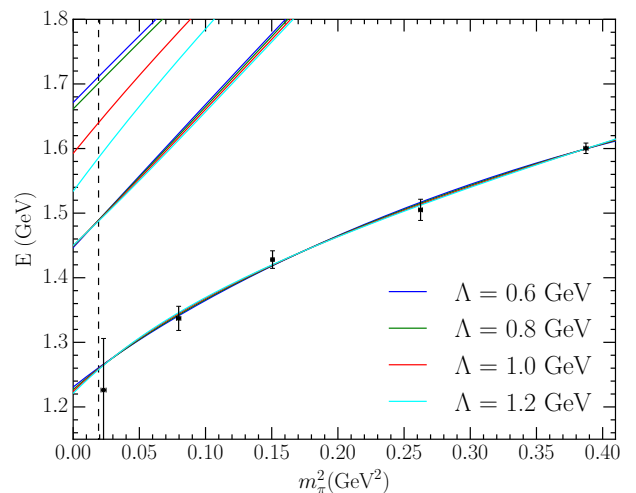


FIG. 21. Two-channel Pion mass dependence of the three lowest-lying finite-volume HEFT eigenvalues at $L = 2.99$ fm using a dipole regulator, where the data points are the PACS-CS data. Four parameter sets corresponding to each value of Λ are displayed, each with a corresponding bare mass expansion fit to the PACS-CS data.

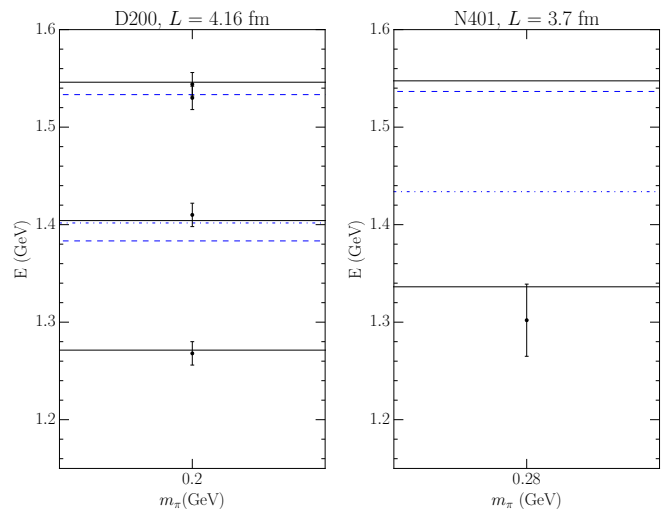


FIG. 22. Comparison between the energy eigenvalues calculated in HEFT constrained by scattering data and the PACS-CS results for the quark-mass dependence (solid black lines) and lattice QCD data from the CLS consortium (data points) for ensembles D200 (left) [16], and N401 (right) [15]. The dashed blue lines denote non-interacting basis states, while the dot-dashed blue line is the mass of the bare basis state.

extrapolation, any value of $\Lambda \lesssim 4$ GeV is able to reproduce the lattice QCD data well. In addition, independence on the choice between Gaussian and dipole regulators is observed. However, without a bare state, although the scattering data was able to be reproduced in the resonance region, the lattice QCD data was not reproduced away from the physical point.

Having gained intuition into the structure of the Δ in the simple single-channel case, the more complicated two-channel system was considered, allowing the scattering data

to be described at higher energies and introducing an inelasticity for consideration. While the scattering phase shifts could be described for various values of Λ , an accurate description of the inelasticity required a value of Λ consistent with phenomenologically motivated values associated with the induced pseudoscalar form factor of a baryon.

Thus consideration of the two-channel case has made it clear that nonperturbative HEFT does not enjoy the same freedom in selecting a regulator as in χ PT. Whereas any value of Λ is admissible in the power counting regime of χ PT (which is usually regarded to include the physical pion mass), in the two-channel HEFT case the regulator and its associated parameter set contains the physics necessary to describe the inelasticity. Λ must take physically motivated values to enable a description of the inelasticity.

By considering the pion mass dependence of the spectra generated by different regulator parameters, and comparing them to lattice QCD results, it becomes clear that future high-precision lattice QCD results for excited states near the opening of the $\pi\Delta$ channel will be able to constrain the Hamiltonian and make predictions for both the πN phase shift and the inelasticity. Finally, comparison was made with contemporary lattice QCD results from the CLS consortium for the Δ spectrum. Agreement was observed for all the eigenstates available.

Future work should consider the effects of moving frames on the Δ system in HEFT [49] in order to compare with a larger range of recent lattice QCD results [15, 16]. Additionally, the understanding of the roles of the bare mass and regulator parameters will prove useful for the study of new areas of interest such as the odd-parity nucleon resonances, where recent research [50] has indicated that two bare states may be required to adequately describe the system.

ACKNOWLEDGEMENTS

D.B.L. thanks Albert Kong for discussions in the early phase of this research and the organisers of the July 2019 CERN Workshop “Advances in Lattice Gauge Theory” where many of the questions addressed herein were first posed. The authors would also like to thank Colin Morningstar for helpful discussions on the nature of the states observed in lattice QCD. This research was supported by the Australian Government Research Training Program Scholarship, and with supercomputing resources provided by the Phoenix HPC service at the University of Adelaide. This research was undertaken with the assistance of resources from the National Computational Infrastructure (NCI), provided through the National Computational Merit Allocation Scheme, and supported by the Australian Government through Grant No. LE190100021 and the University of Adelaide Partner Share. This research was supported by the Australian Research Council through ARC Discovery Project Grants Nos. DP180100497 (A.W.T.) and DP190102215 and DP210103706 (D.B.L.). J.-J. Wu was supported by the Fundamental Research Funds for the Central Universities, by the National Key R&D Program of China under Contract No. 2020YFA0406400, and by the Key Re-

search Program of the Chinese Academy of Sciences, Grant NO. XDPB15.

- [1] M. Lüscher. Volume dependence of the energy spectrum in massive quantum field theories I. Stable particle states. *Communications in Mathematical Physics*, 104(2):177–206, June 1986.
- [2] M. Lüscher. Volume dependence of the energy spectrum in massive quantum field theories II. Scattering states. *Communications in Mathematical Physics*, 105(2):153–188, June 1986.
- [3] Martin Lüscher. Two-particle states on a torus and their relation to the scattering matrix. *Nuclear Physics B*, 354(2):531–578, May 1991.
- [4] Song He, Xu Feng, and Chuan Liu. Two particle states and the S-matrix elements in multi-channel scattering. *JHEP*, 07:011, 2005.
- [5] Michael Lage, Ulf-G. Meissner, and Akaki Rusetsky. A Method to measure the antikaon-nucleon scattering length in lattice QCD. *Physics Letters*, B681:439–443, 2009.
- [6] V. Bernard, M. Lage, U. G. Meissner, and A. Rusetsky. Scalar mesons in a finite volume. *JHEP*, 01:019, 2011.
- [7] Peng Guo, Jozef Dudek, Robert Edwards, and Adam P. Szczepaniak. Coupled-channel scattering on a torus. *Physical Review*, D88(1):014501, 2013.
- [8] B. Hu, R. Molina, M. Döring, and A. Alexandru. Two-flavor Simulations of the $\rho(770)$ and the Role of the $\bar{K}K$ Channel. *Physical Review Letters*, 117(12):122001, September 2016.
- [9] Ning Li and Chuan Liu. Generalized Lüscher Formula in Multi-channel Baryon-Meson Scattering. *Physical Review D*, 87(1):014502, January 2013.
- [10] Maxwell T. Hansen and Stephen R. Sharpe. Multiple-channel generalization of Lellouch-Lüscher formula. *PoS, LATTICE2012*:127, 2012.
- [11] M. Döring, H.-W. Hammer, M. Mai, J.-Y. Pang, A. Rusetsky, and J. Wu. Three-body spectrum in a finite volume: The role of cubic symmetry. *Physical Review D*, 97(11):114508, June 2018.
- [12] Maxwell T. Hansen and Stephen R. Sharpe. Lattice QCD and Three-particle Decays of Resonances. *Annual Review of Nuclear and Particle Science*, 69(1):65–107, October 2019.
- [13] Tyler D. Blanton, Fernando Romero-López, and Stephen R. Sharpe. $I = 3$ three-pion scattering amplitude from lattice QCD. *Physical Review Letters*, 124(3):032001, January 2020.
- [14] S. Aoki et al. 2+1 Flavor Lattice QCD toward the Physical Point. *Phys. Rev. D*, 79:034503, 2009.
- [15] Christian Walther Andersen, John Bulava, Ben Hörz, and Colin Morningstar. Elastic $I = 3/2$ p -wave nucleon-pion scattering amplitude and the $\Delta(1232)$ resonance from $N_f=2+1$ lattice QCD. *Phys. Rev.*, D97(1):014506, 2018.
- [16] Colin Morningstar, John Bulava, Andrew D. Hanlon, Ben Hörz, Daniel Mohler, Amy Nicholson, Sarah Skinner, and André Walker-Loud. Progress on Meson-Baryon Scattering. *PoS, LATTICE2021*:170, 2022.
- [17] Giorgio Silvi et al. P -wave nucleon-pion scattering amplitude in the $\Delta(1232)$ channel from lattice QCD. *Phys. Rev. D*, 103(9):094508, 2021.
- [18] Jia-jun Wu, Derek B. Leinweber, Zhan-wei Liu, and Anthony W. Thomas. Structure of the Roper Resonance from Lattice QCD Constraints. *Phys. Rev. D*, 97(9):094509, 2018.
- [19] Jonathan M. M. Hall, Waseem Kamleh, Derek B. Leinweber, Benjamin J. Menadue, Benjamin J. Owen, Anthony W. Thomas, and Ross D. Young. Lattice QCD Evidence that the $\Lambda(1405)$ Resonance is an Antikaon-Nucleon Molecule. *Phys. Rev. Lett.*, 114(13):132002, 2015.
- [20] J. M. M. Hall, A. C. P. Hsu, D. B. Leinweber, A. W. Thomas, and R. D. Young. Finite-volume matrix Hamiltonian model for a $\Delta \rightarrow N\pi$ system. *Phys. Rev. D*, 87(9):094510, 2013.
- [21] Jia-Jun Wu, T.-S. H. Lee, A. W. Thomas, and R. D. Young. Finite-volume Hamiltonian method for coupled channel interactions in lattice QCD. *Physical Review C*, 90(5):055206, November 2014.
- [22] Ross Daniel Young, Derek Bruce Leinweber, and Anthony William Thomas. Convergence of chiral effective field theory. *Prog. Part. Nucl. Phys.*, 50:399–417, 2003.
- [23] Derek Bruce Leinweber, Anthony William Thomas, and Ross Daniel Young. Physical nucleon properties from lattice QCD. *Phys. Rev. Lett.*, 92:242002, 2004.
- [24] Derek Bruce Leinweber, Anthony William Thomas, and Ross Daniel Young. Power counting regime of chiral extrapolation and beyond. *PoS, LAT2005*:048, 2006.
- [25] Murray Gell-Mann, R. J. Oakes, and B. Renner. Behavior of current divergences under $SU(3) \times SU(3)$. *Phys. Rev.*, 175:2195–2199, 1968.
- [26] Derek Bruce Leinweber, Anthony William Thomas, Kazuo Tsushima, and Stewart Victor Wright. Baryon masses from lattice QCD: Beyond the perturbative chiral regime. *Phys. Rev. D*, 61:074502, 2000.
- [27] J. M. M. Hall, D. B. Leinweber, and R. D. Young. Power Counting Regime of Chiral Effective Field Theory and Beyond. *Phys. Rev. D*, 82:034010, 2010.
- [28] J.M.M. Hall, F.X. Lee, D.B. Leinweber, K.F. Liu, N. Mathur, R.D. Young, and J.B. Zhang. Chiral extrapolation beyond the power-counting regime. *Phys. Rev. D*, 84:114011, 2011.
- [29] J.M.M. Hall, D.B. Leinweber, and R.D. Young. Chiral extrapolations for nucleon magnetic moments. *Phys. Rev. D*, 85:094502, 2012.
- [30] J.M.M. Hall, D.B. Leinweber, and R.D. Young. Chiral extrapolations for nucleon electric charge radii. *Phys. Rev. D*, 88(1):014504, 2013.
- [31] Pierre A. M. Guichon, Gerald A. Miller, and Anthony William Thomas. The Axial Form-factor of the Nucleon and the Pion - Nucleon Vertex Function. *Phys. Lett. B*, 124:109–112, 1983.
- [32] Anthony William Thomas. Chiral Symmetry and the Bag Model: A New Starting Point for Nuclear Physics. *Adv. Nucl. Phys.*, 13:1–137, 1984.
- [33] Gerald A. Miller, Anthony William Thomas, and S. Theberge. Pionic Corrections in the MIT Bag Model. *Comments Nucl. Part. Phys.*, 10(3):101–108, 1981.
- [34] Yan Li, Jia-Jun Wu, Curtis D. Abell, Derek B. Leinweber, and Anthony W. Thomas. Partial Wave Mixing in Hamiltonian Effective Field Theory. *Phys. Rev. D*, 101(11):114501, 2020.
- [35] Zhan-Wei Liu, Waseem Kamleh, Derek B. Leinweber, Finn M. Stokes, Anthony W. Thomas, and Jia-Jun Wu. Hamiltonian effective field theory study of the $\mathbf{N}^*(1535)$ resonance in lattice QCD. *Physical Review Letters*, 116(8):082004, February 2016.
- [36] Richard A. Arndt, John M. Ford, and L. David Roper. PION - NUCLEON PARTIAL WAVE ANALYSIS TO 1100-MeV. *Phys. Rev. D*, 32:1085, 1985.
- [37] R. L. Workman, R. A. Arndt, W. J. Briscoe, M. W. Paris, and I. I. Strakovsky. Parameterization dependence of T matrix poles and eigenphases from a fit to πN elastic scattering data. *Phys. Rev. C*, 86:035202, 2012.

- [38] INS Data Analysis Center. <http://gwdac.phys.gwu.edu/>. Online, Solution W108.
- [39] Nadia Fettes, Ulf-G. Meissner, and Sven Steininger. Pion - nucleon scattering in chiral perturbation theory. 1. Isospin symmetric case. *Nucl. Phys. A*, 640:199–234, 1998.
- [40] Ulf-G. Meissner and J. A. Oller. Chiral unitary meson baryon dynamics in the presence of resonances: Elastic pion nucleon scattering. *Nucl. Phys. A*, 673:311–334, 2000.
- [41] B. Juliá -Díaz, T.-S. H. Lee, A. Matsuyama, and T. Sato. Dynamical coupled-channel model of πn scattering in the $w \leq 2$ geV nucleon resonance region. *Physical Review C*, 76(6), dec 2007.
- [42] T. Sato and T. S. H. Lee. Dynamical Models of the Excitations of Nucleon Resonances. *J. Phys. G*, 36:073001, 2009.
- [43] Particle Data Group. Review of Particle Physics*. *Progress of Theoretical and Experimental Physics*, 2020(8), 08 2020. 083C01.
- [44] Gerald A. Miller, Anthony William Thomas, and S. Theberge. Pion - Nucleon Scattering in the Cloudy Bag Model. *Phys. Lett. B*, 91:192–195, 1980.
- [45] S. Theberge, Anthony William Thomas, and Gerald A. Miller. The Cloudy Bag Model. 1. The (3,3) Resonance. *Phys. Rev. D*, 22:2838, 1980. [Erratum: *Phys.Rev.D* 23, 2106 (1981)].
- [46] Judith A. McGovern and Michael C. Birse. On the absence of fifth order contributions to the nucleon mass in heavy baryon chiral perturbation theory. *Phys. Lett. B*, 446:300–305, 1999.
- [47] X.-L. Ren, E. Epelbaum, J. Gegelia, and Ulf-G. Meißner. Meson-baryon scattering in resummed baryon chiral perturbation theory using time-ordered perturbation theory. *The European Physical Journal C*, 80(5), may 2020.
- [48] C. Morningstar. private communication, June 2022.
- [49] Yan Li, Jia-jun Wu, Derek B. Leinweber, and Anthony W. Thomas. Hamiltonian effective field theory in elongated or moving finite volume. *Phys. Rev. D*, 103(9):094518, 2021.
- [50] Finn M. Stokes, Waseem Kamleh, and Derek B. Leinweber. Elastic Form Factors of Nucleon Excitations in Lattice QCD. *Phys. Rev. D*, 102(1):014507, 2020.