

INSPIRATION HUNTER FOR PICTURE DESIGN VIA CUT-TRANSFORM-PASTE

GULCE BAL BOZKURT and SIBEL TARI

Middle East Technical University, Ankara; stari@metu.edu.tr

Abstract

The digital era transformed design paradigms, blurring borders among exploration, ideation, and construction. Crowd generated big digital data emerged as a new material. There appears to be a need for new content creation tools which do not ignore complex interaction among traditionally separate stages and roles. To address this need in picture design, we present an open-source platform called *Inspiration Hunter*. It facilitates ideation via search-edit by supplying infinitely many dynamic possibilities available through the web without leaving the content creation environment, hence, seamlessly integrates exploration, ideation, and construction. User experiences show that the platform successfully enables reuse of web data both as a conceptual stimulant and as a material available for cut-transform-paste. Extending grammar-based approach to shape design, Inspiration Hunter mediates data-enabled collaborative creativity beyond common intention, time or space.

Keywords and phrases: Reuse; Data-enabled picture design; ideation; shape grammars; software

1. Introduction

Today, modern design involves activities that were not traditionally considered as part of designing. Several works promote “constructing/making” as an integral part of the design process. The digital technology in particular seems to alter paradigms, practices, materials and roles. Digital data seems to emerge as a new material. The concept of design as purposeful and goal-oriented manipulation of symbolic representations is giving way to interaction, imitation, collaboration in an endless iteration.

In this emerging setting, Inspiration Hunter is a contemporary platform for picture design, extending the seminal work of shape grammars (Stiny, 2008). In particular, it extends the capability of a content creation tool by providing services that link the content creation tool to a web-based search engine. Its users can integrate retrieved images to their design via cut-transform-paste without having to leave their content creation environment. In addition to pose and color changes, the transform operations also includes style transformations facilitated by the Inspiration Hunter using its style adaptation modules. We believe that seamless integration of the inspiration source to the content creation tool is important so that users and designers can represent ideas visually with ease. In their extensive investigation on the effect of stimuli representation on ideation, Sarkar and Chakrabarti (2008) observe that designers represent ideas predominantly nonverbally when triggered nonverbally, and verbally when triggered verbally. Hence, supporting the importance of pictorial trigger in pictorial design.

As the web search engine (the inspiration source), we chose Google Images (Smith, 2010) because it is the most widespread user interface to search visual references from the web. Since 2010, the interface allows search

via image in addition to search via keywords. Over 10 billion indexed images feed the Google search engine. Hence, designers can explore the practically limitless source of Google Images using their current design or scribbles, any image from Google, an image patch or some text specifying a concept. Google Reverse Image Search Engine is not transparent; any result might pop up. For example, given an image of a bird as a query, the engine returns not only similar birds but also completely irrelevant objects sharing the texture or color distribution of the query image (Figure 1).




Figure 1: Given a bird image as a query (a), both relevant and irrelevant results might pop up (b); we consider this surprise factor a blissful source for divergence

We see this as a blessing than a blight. This is because uninteresting ideas may contribute to the generation of interesting ones. Among others, several recent studies (Sawyer, 2018; Harrison, Earl, & Eckert, 2015; Goucher-Lambert & Cagan, 2019) reviewed in the Literature section support this view. Therefore, while taking advantage of massive amount of content,

we deliberately avoid data analytics and filtration criteria. Note that in contemporary work on shape grammars, the filtration is also achieved as a result of iterative seeing and doing, where possible parts/shapes are captured either parametrically, e.g., Ensari and Özkar (2018); Grasl and Economou (2013); Keles, Özkar, and Tari (2010); Prats, Earl, Garner, and Jowers (2006) or via implicit codings Keles, Özkar, and Tari (2012). In contrast, the possibilities in our picture design framework is chance-based samplings from practically limitless ever-changing dynamic source.

The rest of the paper is organized as follows: In §2 we discuss supporting work from recent literature. In §3, we describe general features of the system; implementation details are given in §Appendix A. Copyright and crediting issues are discussed in §4 and user experiences along with sample results are demonstrated in §5.

A demo of the Inspiration Hunter is provided as a supplementary *mp4* file *inspvideo.mp4* accompanying this paper.

The complete software will be made publicly available as a part of this article.

2. Literature

Contemporary studies speak of creative design as divergent and unpredictable process intertwined with the physical act of constructing. For example, in an interesting recent empirical study based on an interview with MFA students in painting programs complemented with studio observations, Sawyer (2018) reports that the creative process seems to be wandering, unpredictable, nonlinear and embedded in the process of constructing. A further interesting observation reported by Sawyer (2018) is that his empirical

study fails to provide any evidence that could suggest that an attempt to be original may play a role in the creative processes of the subjects. In a similar vein, in the context of shape grammars based computational design, Harrison et al. (2015) report that unsuccessful modifications were often more useful for positively identifying essential relationships than successful ones. Goucher-Lambert and Cagan (2019) explore whether inspirational stimuli can come from unlikely resources such as crowd generated data. Furthermore, again in the context of shape and making grammars, researchers in the last decade promote constructing as an integral part of the design process; addressing the complex interplay between design and construction, e.g. Knight and Vardouli (2015); Gürsoy and Özkar (2015); El-Zanfaly (2015).

Lastly, as we mentioned in the Introduction, Sarkar and Chakrabarti (2008) extensively investigate the effect of stimuli representation on ideation. They compare six different representations including image and video. Their results not only indicate that the image is the most effective representation outperforming even the video but also highlights the importance of nonverbal trigger if the designers are to represent ideas nonverbally.

3. System Overview

The default content creation environment for Inspiration Hunter is Adobe Photoshop or Illustrator, which are widely used by both amateurs and professionals. In 2011, Adobe Systems released a service called Creative Cloud which allows users to access application software in the Creative Suite. Nevertheless, following the implementation details provided in §Appendix A, modifications can be made to adapt the platform to another content creation tool that allows users to access application software to extend its

functionality. For example, GIMP - GNU Image Manipulation Program.

The system has two layers: server and client. The main functionality resides in the server layer which is stored in a remote server independent of the personal computer of the designers (will be referred as platform users). Without delving into technical details, it is important to note that we used the so called *client-server architecture*. This is mainly because we want platform users to be blind to our development platform, resource requirements or future updates. They are able to use Inspiration Hunter in their own personal computers without being obliged to have or prepare a special platform. For example, they are able to use a service that we have developed using Java without needing Java in their personal computers. Likewise, computationally loaded services such as style transfer can run on their personal computer even if their computers do not have Graphical Processing Units. Yet another motivation for client-server architecture is reusability: With client-server separation, our interfaces can also be used by systems other than Inspiration Hunter.

A platform user's PC should contain our custom-built extension to Adobe Creative Cloud. These include image download, image-based hunt, keyword-based hunt, transferring the style of a selected image to the active image document, and applying known artistic styles to the current design.

Our extensions make it possible for platform users to search the web without leaving their design environment. Each time, they may pick a result and reload it as a query. They may cut a piece, maybe a color patch, and reload it as a query instead of describing a color with its name. During the process, a new concept might pop up possibly motivating a user to enrich the search with a keyword. Examples are discussed in §5.

Platform users do not need to upload or save their current design. The system handles this process in the background. By clicking an image among the retrieved search results, users can download a selected image which is then automatically opened as a new document. We emphasize that whenever an image is downloaded, the system automatically removes all the associated metadata and renames the file using the system timestamp. This is important because when a downloaded image is used for a new hunt, the retrievals will be purely visual-based unless users themselves purposely enrich the hunt with textual keywords.

The image-based hunt interface is illustrated in Figure 2. Just by clicking the blue refresh button in Figure 2 (a) and the system retrieves similar images and displays them as shown in Figure 2 (b). Style adaptation is achieved using Neural Style Transfer (§Appendix A.2). We strongly suggest readers to view accompanying supplementary video *inspvideo.mp4*.

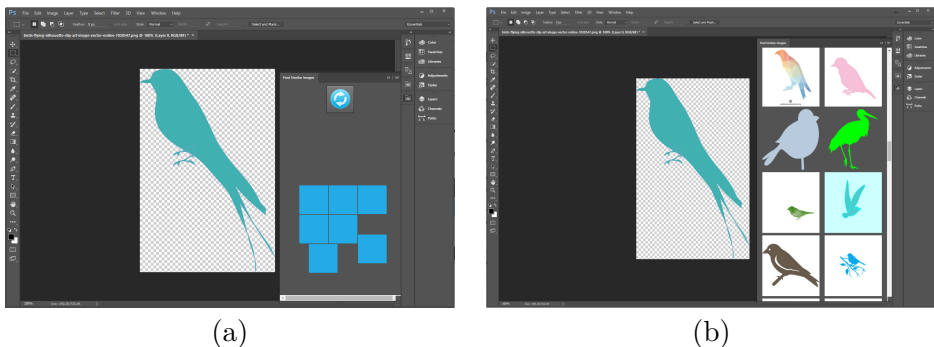


Figure 2: Image-based search interface

4. Crediting and Copyright

Under fair use law, it is acceptable to reuse some material if the purpose is for education, scholarship or research. Transformative use is a later addition

to fair use law. A work is considered transformative if it uses the copyrighted material in completely new or unexpected ways. Non-profit purposes further favor fair use. Though it is platform users' responsibility to adhere to the terms of current copyright laws, Inspiration Hunter provides two services to reduce their workload (whether the purpose is non-profit or for-profit).

Firstly, the web page address for the downloaded image and access time information is displayed as a text (See §Appendix B). Depending on the nature of their use, platform users can copy this information to give proper credit/citation or to contact for permission. Secondly, during the search platform users can select among several label options such as *reuse with modification*, *reuse*, *noncommercial reuse with modification*, *noncommercial reuse*, and *not filtered by license*. The default for Google search is to bring all types of photos with all types of usage rights. However, it may be important to eliminate some photos and use filters to organize retrieval results based on reuse purpose. This is especially useful if the product is intended as for-profit and the platform user prefers to avoid copyright violation risk.

5. Platform User Experience Test and Sample Results

We tested Inspiration Hunter with the help of volunteer platform users. All users are instructed to produce their content by forming collages via cut-transform-paste from the content offered by the system rather than generating from scratch.

5.1. Tests Using Style Adaptation Tool. We provided users with a *Clockwork Orange* logo (the top left in Figure 3) and suggested them to reuse this logo in their final product. Users are encouraged to use the style adaptation tool. Final products are shown in the second row of Figure 3.

The first user who designed a poster for a milk advertisement had watched the movie *A Clockwork Orange* whereas the other user had not. We note that this logo was also retrieved by Inspiration Hunter as a response to a sequence of image hunts starting with the scribbled squares by the authors (the top right in Figure 3). Design process details are given in § 5.1.1 and § 5.1.2.



Figure 3: Two cut-transform-paste designs (bottom row) diverging from the same starting point (top row)

5.1.1. A Clockwork Orange - I. The evolution of the design is depicted in Figure 4. The user did a keyword-based search by using *hat icon* as the keyword. In the meantime, she cut a circular section (1). Among the retrievals to her keyword-based search, she picked the hat shown in (2)




Figure 4: A Clockwork Orange - I

and replaced the original hat with the new one. In the meantime, she also simplified the eye yielding (3). After performing style transfer, she decided to design a coin and formed (5) and used it for image-based search. The search results did not include any coin-like images so she gave up the coin design idea. Among the retrieval results, she noticed an image showing Alex holding a glass of milk (11).

This was a key moment: She decided to design a milk brand and use the coin-like form as the new brand's logo. Hence, at the next step, she queried with the keyword *milk in bottle*. She cut a bootle and pasted the logo on the bottle (7). She used the keyword-based search again to find a more aesthetic bootle. She picked a new bottle (8). She continued search using keywords

milk in glass and *table* selecting (9) and (10). She used keyword *clockwork orange* and selected a text. She liked the font of the text, hence, downloaded it. She combined all digital material on the collage, manually inserting a text *Milk for adults* (13). She later revised the text content and its font using previously downloaded fonts. She decided to change the background layer. She took the background of (15) as shown in (16) and applied it to the active collage. Then she changed the opacity yielding (17). She applied style transfer (18) and changed the font (19). Finally, she decreased the opacity yielding the final product as shown in Figure 3.

5.1.2. A Clockwork Orange - II. The evolution of the design is depicted in Figure 5. The user started by applying a style change yielding (1). Using (1) as a probe retrieved (2). The central content from (2) is cut and pasted resulting in (3). Using (3) as a query, the user retrieved (4). Then he used the death goddess's purple eye to replace the single eye in the active collage yielding (5). Search with (5) retrieved (6), a Jim Kreskin poster. He replaced evolved clockwork orange from the active collage to the bottom right corner of the Kreskin poster where there is a suitable space under the rainbow yielding the new active collage shown in (7). After applying style change as shown in (8), the evolved clockwork orange reminded him the Rick character from *Rick and Morty*. At this stage, he used keyword-based hunt using *Rick* and *Morty* as keywords, which retrieved (9). He transferred the style of the retrieved image using the style of the active collage yielding (10). He cut the one-eyed round face (Morty) and pasted it on the active collage (11). Using the new collage as a query retrieved (12), a *Visit Mordor* poster. Finally, he cut the text *Visit Mordor* and pasted it in a curved form along the rainbow, yielding the final product as shown in Figure 3.

This user experience exhibits a quite interesting source of divergence and convergence with the evolved clockwork orange reminding the user completely unrelated cartoon character (Figure 6).



Figure 5: A Clockwork Orange - II

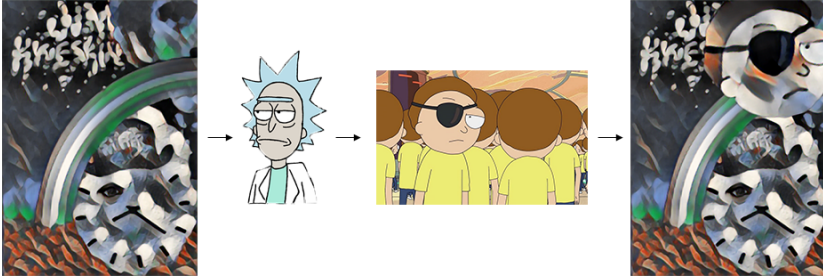


Figure 6: Divergence and convergence through user's perception

5.2. Tests without Using Style Adaptation Tool. In addition to turning off style adaptation tool, users are asked to start with a keyword-based search. Design process details are given in § 5.2.1 and § 5.3 and the final products are in Figures 7 and 8

5.2.1. Desert Monster. The evolution of the design is depicted in Figure 9. The user separately queried with the keywords *Lara Croft* and *desert*.



Figure 7: Desert Monster: A cut-transform-paste design produced using Inspiration Hunter without style adaptation tool



Figure 8: Butterfly: A cut-transform-paste design produced using Inspiration Hunter without style adaptation tool

Among retrievals to his keyword-based hunts, he picked a Tomb Raider scene (1) and a desert image (2). After cut-transform-paste operations, he

inserted mirrored Lara Croft on the desert image, yielding (3). In the next step, he used the cut Lara Croft (4) as a query image for image-based hunt. Among the retrievals came a bush-like black and white tree (5). He pasted it on the collage (6) and then used the new collage for the next query that returned a walking nomad woman (7). He cut the woman's upper body and pasted it in a sitting position on one of the camels of the desert scene (8). He then used the active collage for a new query. Among the retrievals, he picked a red desert rose (9) and pasted its multiple copies on the collage (10). Then he formed a new query image by removing the background desert image from the collage (11). Quite an unexpected outcome, a purple cartoon creature, squid appeared. Wonderfully surprised, he simply placed this creature on his last collage, naming his design as *Desert Monster*.

The squid popped up in response to an image-based query shown in Figure 10 (a), which is the eleventh step in the process. In Figure 10 (b), notice the shawl of the woman: Its color is similar to the color of the squid; its shape, when rotated 180 degrees, is quite similar to the shape of the head of the squid. This might have triggered the retrieval of the squid. Of course, the user did not pay attention to why this purple cartoon creature popped up among retrievals.

5.3. User Experience: Butterfly. The evolution of the design is depicted in Figure 11. The user started with a keyword-based search using *butterfly* as the keyword. Among retrievals, he picked a technicolor butterfly (1). Using Photoshop tools, he constructed a background image mimicking the colors of the butterfly on which the butterfly is pasted (2). He then queried using the active collage in (2) and picked the image in (3): a monarch on a purple flower. After cut-transform-paste, he used the modified




Figure 9: Desert Monster



Figure 10: Retrieval of the purple squid

collage in (4) for another image-based query. He integrated a query result, daisy field in (5), as a background and used the new collage for the next image-based query which retrieved a purple flower tree forest image (7). He pasted (7) on the current collage and used the resulting image (8) for the next query. Unsatisfied with the retrievals, he switched to a keyword-based search to introduce some blue tone. He used *sea* as the keyword and picked the sea image shown in (9). He made a new keyword-based search using *air* as the keyword. Nonetheless, he decided to use the previous result of the *sea* keyword query shown in (9) query to cut and paste both the sea and sky (10). He continued with an image-based search using the active collage (10) and retrieved a field of yellow dandelion flowers (11).

He formed a new background by removing the upper transparent layer, making the daisy field layer transparent and adding the dandelion field as a bottom layer as shown in (12). He also removed the purple tree. The resulting collage (12) is used for another image-based search which returned the landscape in (13). From (13), he cut the mountain region and pasted it on the collage forming (14). Image-based search with the active collage (14) retrieved a dolphin (15). He placed the dolphin as the last element to his collage (16) and finalizing the content after removing the initial technicolor butterfly. Notice how some removed elements (initial butterfly, the purple tree) shaped the design and contributed to the color harmony even though they are not included in the final product.

6. Conclusion

Reported user experiences showed that Inspiration Hunter supports reuse of existing material (crowd-generated big data on the web) in new and




Figure 11: Butterfly

unexpected ways. Thus, it is a step towards data-enabled, iterative, imitative, open and collaborative creativity in picture design.

A future improvement is to place server side operations on a cloud to boost reusability. This is especially useful for technically-apt platform users who wish to add their custom features, without needing to re-develop existing services. Server side maintenance and management should be assigned to cloud to reduce the effort to maintain the system.

References

- El-Zanfaly, D. (2015). [I3] Imitation, Iteration and Improvisation: Embodied interaction in making and learning. *Design Studies*, 41, 79–109. doi: 10.1016/j.destud.2015.09.002
- Englard, B. (2016). *Waffle*. Retrieved from <https://github.com/benglard/waffle>
- Ensari, E., & Özkar, M. (2018). Shape computations with nurb curves. *Artificial Intelligence for Engineering Design, Analysis and Manufacturing*, 32(3), 282–294. doi: 10.1017/S0890060417000592
- Goucher-Lambert, K., & Cagan, J. (2019). Crowdsourcing inspiration: Using crowd generated inspirational stimuli to support designer ideation. *Design Studies*, 61, 1–29. Retrieved from <https://linkinghub.elsevier.com/retrieve/pii/S0142694X19300018> doi: 10.1016/j.destud.2019.01.001
- Grasl, T., & Economou, A. (2013). From topologies to shapes: Parametric shape grammars implemented by graphs. *Environment and Planning B: Planning and Design*(5), 905–922.
- Gürsoy, B., & Özkar, M. (2015). Visualizing making: Shapes, materials, and actions. *Design Studies*, 41, 29–50. doi: 10.1016/j.destud.2015.08.007
- Harrison, L., Earl, C., & Eckert, C. (2015). Exploratory making: Shape, structure and motion. *Design Studies*, 41(A), 51–78. doi: 10.1016/j.destud.2015.08.003
- Johnson, J. (2015). *neural-style*. Retrieved from <https://github.com/jcjohnson/neural-style>
- Keles, H. Y., Özkar, M., & Tari, S. (2010). Embedding shapes without predefined parts. *Environment and Planning B: Planning and Design*,

37, 664–681.

- Keles, H. Y., Özkar, M., & Tari, S. (2012). Weighted shapes for embedding perceived wholes. *Environment and Planning B: Planning and Design*, 39, 360–375.
- Knight, T., & Vardouli, T. (2015). Making grammars: From computing with shapes to computing with things. *Design Studies*, 41(A), 1–7.
- Prats, M., Earl, C., Garner, S., & Jowers, I. (2006). Shape exploration of designs in a style: Toward generation of product designs. *Artificial Intelligence for Engineering Design, Analysis and Manufacturing*, 20(3), 201–215. doi: 10.1017/S0890060406060173
- Sarkar, P., & Chakrabarti, A. (2008). The effect of representation of triggers on design outcomes. *Artificial Intelligence for Engineering Design, Analysis and Manufacturing*, 22(2), 101–116. doi: 10.1017/S0890060408000073
- Sawyer, R. K. (2018). How Artists Create: An Empirical Study of MFA Painting Students. *Journal of Creative Behavior*, 52(2), 127–141. doi: 10.1002/jocb.136
- Smith, N. (2010). *Ooh! Ahh! Google Images presents a nicer way to surf the visual web.* Google Official Blog. Retrieved from <https://googleblog.blogspot.com/2010/07/ooh-ahh-google-images-presents-nicer.html>
- Stiny, G. (2008). *Shape: talking about seeing and doing.* The MIT Press.

Appendix A. Implementation Details

The system architecture is depicted in Figure A.12. We used Representational State Transfer (REST) architectural style for client-server communication. The advantage is that clients do not need to know the content or prepare a special configuration. We used Java’s REST libraries for the case of image hunt and Waffle for the case of style adaptation. Web services that satisfy requirements of REST style commonly use stateless HTTP protocol (which is a web protocol) and its standard methods such as GET, POST, PUT, DELETE. All requests sent from the client to the server are POST requests. We have developed web services that take clients’ requests as an image or text, pass them to the server, and then return JavaScript Object Notation objects.

Our custom-built extension to Adobe Creative Cloud that reside in the personal computer of the platform user is developed using the Common Extensibility Platform, a scripting platform that enables developers to extend the functionality of Adobe applications. A Common Extensibility Platform (CEP) script sends an input expressing the client’s request to the server layer and waits for the resulting images (either a set of inspirational images or styles applied via various style transfer processes). There is a respective server layer for each custom-built new application programming interfaces (API) that we have developed for each of the CEP scripts.

Below, in two subsections, we highlight key implementation challenges and how we addressed them.

Appendix A.1. Image Hunt. To perform image hunt tasks, the server layer has to communicate with Google Images (which is on a cloud). Un-

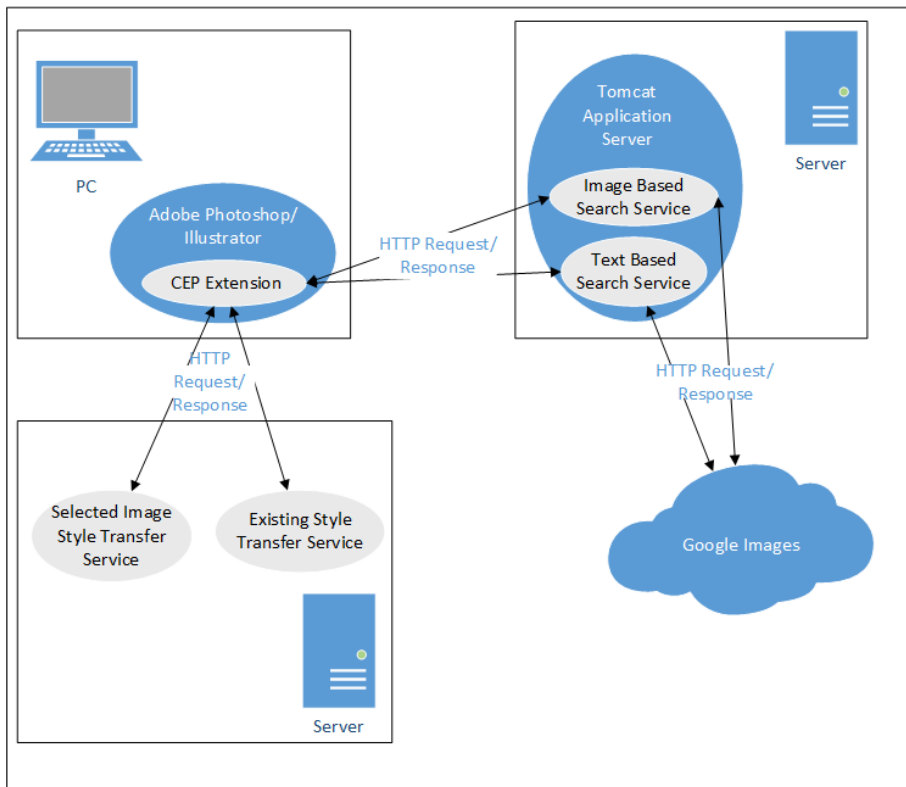


Figure A.12: System Architecture

fortunately, Google does not provide any application programming interface for image-based search. Moreover, the application programming interface for the text-based search is no longer supported. Hence, we had to develop APIs with which we can send an image or keyword to Google images and receive the resulting search results using the plain HTTP protocol.

This process is a bit tricky. For uploading an image, the server layer API needs to send an HTTP POST request to the Google Reverse Image Search Engine. But the Google Reverse Image Search Engine does not allow/accept any POST requests. Hence, our API sends an HTTP GET

request which includes an image link. Of course, the linked images should be stored on a publicly accessible server in order to give permission to the Google Reverse Image Search Engine access to the link. Once the API sends the request with the image link, the Reverse Image Search Engine returns a response containing an HTML context. This is the same result one would get if the Google Images were searched using a regular web browser. That is, the returned context consists of components that are understandable to humans only if they are interpreted by a web browser. Hence, the server layer should have a parsing capability in order to extract image data from the respective components. The parsing process is based on selecting the correct HTML components which contain image links of query results. Each component has an id number and this number is used for determining the component with the image link. A Java HTML Parser library (JSoup) is used to retrieve the content of the component with the given id. After extracting the resulted image links, our image-based API creates a JavaScript Object Notation array with these links and returns back to the client layer. To give more insight, let us examine image-based search in detail. Once the platform user clicks refresh button on the user interface at the client layer (our custom-built extension to Adobe), an event is fired for reading the active document and exporting it as PNG image. Adobe's own Common Extensibility Platform readily provides necessary built-in functions to perform these operations. After exporting the current design as a PNG image, custom-built extension reads this image in binary format by using Node.js and transforms it to a binary string to create an appropriate input for the request. The client layer later sends this input to server layer and waits for a response. If the server returns a response of which status is 200,

it means that the operation is successful. In that case, the response also includes a JavaScript Object Notation array of resulted image links. The client layer then parses the array and renders these images to the platform user. If the server returns a response with a status different than 200, which means an error occurred, the client layer shows nothing to the platform user. This is the picture from the client-side point of view. Now, let us examine what happens on the server side. Once the client server sends an input in the form of a binary string as explained above, the server layer image-based search application programming interface (a java web application which runs under Apache Tomcat on a remote server) accepts the image. The image-based search application programming interface acts like a restful service; once the data transmission is complete, it gets ready for querying the Google Reverse Search Engine. Recall that Google Reverse Search Engine does not provide any interface for this search. Hence, our interface sends a request to Google Reverse Search Engine and parse the returned response as detailed before.

Appendix A.2. Style Adaptation. For style adaptation, we employ Neural Style Transfer, a publicly available neural network code (Johnson, 2015). Unfortunately, there is no web interface for Neural Style Transfer that can respond to client requests. Hence, client-server communication should be again supplied by our system. We use Waffle ((England, 2016), a communication framework for Torch applications. Waffle can listen to POST requests and return JavaScript Object Notation (JSON) objects. Currently, there are two APIs that we have developed using Waffle: Selected Image Style API and Existing Style API. The first one takes two images (style image and content image) as input for transferring the style of the style

image to the content image. The second API takes only the content image as input and uses one of the pre-coded styles. It is for applying known artistic styles to the content image.

The client (via our Adobe Common Extensibility Platform scripts) sends POST requests that contain images coded via JavaScript Object Notation. Server layer APIs listen to POST requests and return the results to the client.

Appendix B. Links to visuals

A Clockwork Orange - I.

- <https://thenounproject.com/term/bowler-hat/145955/>
- <https://datamarcos.blogspot.com/2016/01/blog-agromarcos-consumo-leite-em.html>
- <http://bop-protocol.org/ontario/how-to-get-limes-out-of-beer-bottles.php>
- https://newvitruvian.com/explore/glass-clipart-transparent-background/#gal_post_57_glass-clipart-transparent-background-13.jpg
- <https://www.furniturerow.com/fr/Oak-Express/Colors-Dining-Table/prod2220107/>
- https://j-toy.ru/wa-data/public/shop/products/50/37/3750/images/13505/a_clockwork_orange_rah_action_figure__alex_delarge__cm-6.280x0.jpg
- <https://www.brandsoftheworld.com/logo/clockwork-orange>

- https://www.ivoox.com/dia-3-banda-sonora-audios-mp3_rf_23530039_1.html

A Clockwork Orange - II.

- <http://mariafresa.net/single/2331123.html>
- <https://www.kisspng.com/png-partners-in-health-health-care-health-system-medic-1069801/>
- <https://www.tasmeemme.com/en/store-items/people-together-%7Bwith-hand-up/?item=1035208970>
- <https://www.gograph.com/photo/teamwork-gg69426752.html>
- <https://tr.pinterest.com/pin/388998486549179153/>
- <https://gamesageddon.com/stock/media?id=99786289>
- <https://foryourimages.com/items/search/smile%20seeing?page=70>
- <https://tr.pinterest.com/pin/797840890210087783/>
- <https://designtwerks.wordpress.com/2013/11/01/adobe-illustrator-tutorial-create-a-death-goddess-inspired-by-mexicos-day-of-the-dead/>
- <https://tr.pinterest.com/pin/290693350919712167/>
- https://twitter.com/rick_nmortyc137/status/993572579167293449
- https://www.threadless.com/product/6174/Visit_Mordor/style_design

Desert Monster.

- <https://iccup.com/community/thread/1349092.html>
- <https://www.forient.ch/category/news>
- <http://blackbackgroundhd.blogspot.com/2013/08/black-emo-background-free-download.html>
- <https://www.shutterstock.com/search/village+worker>
- <https://www.tutsela.com/wp-content/uploads/2018/04/?DA>
- <https://www.deviantart.com/urielperez/art/wallpaper-pulpo-87853650>

Butterfly.

- <http://www.mulierchile.com/butterfly.html/9>
- <https://www.flickr.com/photos/icemanphotos/9569650958/in/%7Dgallery-28521388@N06-72157634519011271/>
- <https://www.needpix.com/photo/143217/daisy-flower-meadow-flowers-nature-plant-summer-meadow-garden-bloom>
- <https://za.pinterest.com/pin/543106036283664867>
- <https://wallpaperaccess.com/ocean>
- <http://backgrounds4k.net/dandelion/>
- <http://markinternational.info/hawaii-background-wallpaper/222797280.html>
- <http://markinternational.info/freewallpaper/224060209.html>