

Study of the inter-species interactions in an ultracold dipolar mixture

C. Politi,^{1,2} A. Trautmann,^{1,*} P. Ilzhöfer,^{1,2,†} G. Durastante,^{1,2} M. J. Mark,^{1,2} M. Modugno,^{3,4} and F. Ferlaino^{1,2,‡}

¹*Institut für Quantenoptik und Quanteninformation,
Österreichische Akademie der Wissenschaften, Innsbruck, Austria*

²*Institut für Experimentalphysik, Universität Innsbruck, Austria*

³*Department of Physics, University of the Basque Country UPV/EHU, 48080 Bilbao, Spain*

⁴*IKERBASQUE, Basque Foundation for Science, 48013 Bilbao, Spain*

(Dated: January 23, 2022)

We experimentally and theoretically investigate the influence of the dipole-dipole interactions (DDIs) on the total inter-species interaction in an erbium-dysprosium mixture. By rotating the dipole orientation we are able to tune the effect of the long-range and anisotropic DDI, and therefore the in-trap clouds displacement. We present a theoretical description for our binary system based on an extended Gross-Pitaevskii (eGP) theory, including the single-species beyond mean-field terms, and we predict a lower and an upper bound for the inter-species scattering length a_{12} . Our work is a first step towards the investigation of the experimentally unexplored dipolar miscibility-immiscibility phase diagram and the realization of quantum droplets and supersolid states with heteronuclear dipolar mixtures.

INTRODUCTION

The ability to tune the interparticle interactions, the geometry and dimensionality of the system, and the possibility of adding complexity in a controlled manner, has made ultracold atomic gases a great platform for studying a plethora of physical phenomena that would be otherwise hard to achieve [1]. Combining two atomic species gives even further opportunities for investigating the effects arising from the interplay between the intra- and inter-species interactions, as polarons [2, 3], heteronuclear quantum droplets [4–6], solitons [7], and ultracold molecules [8].

Heteronuclear mixtures are typically realized by combining contact-interacting atomic species (see alkali-alkali mixtures e.g. [9–15]). Recently, experiments were able to produce novel types of ultracold mixtures where either one or both mixture components are long-range interacting (lanthanide) atomic species [16, 17]. In particular, the realization of Er-Dy dipolar quantum mixtures is attracting great interest, driven by the possibility of creating new quantum phases even more exotic than the one achieved in contact-interacting mixtures [1] or in single-species dipolar gases [18]. Several theory works reported on the study of miscibility in dipolar condensates [19–22], vortex lattice formation [23, 24] and on binary quantum droplets realized with dipolar mixtures [25–27].

In heteronuclear Bose-Bose mixtures, the phenomena mentioned above rely quite strongly on the miscibility-immiscibility conditions. These conditions define whether the two components mix together with the center of masses overlapping at the trap center or whether they are in a phase-separated state where the two center of masses are pushed away from each other. The miscibility-immiscibility phase diagram depends on the contact intra-species scattering lengths, a_{11} , a_{22} , and dipolar lengths, a_{dd}^1 , a_{dd}^2 and the inter-species scatter-

ing lengths a_{12} and dipolar lengths a_{dd}^{12} . While a_{dd}^{12} can be calculated analytically, a_{12} is unknown and its determination relies on experimental measurements.

In this work, we prepare ultracold degenerate mixtures of erbium and dysprosium, and experimentally investigate the effect of the mean-field dipole-dipole interactions on the total inter-species interaction by tracing the center-of-mass displacement for different dipole orientations. We present a theoretical description for our system, including the single-species beyond mean-field terms, which reproduces qualitatively well the experiment. By matching theory and experiment, we define a lower and upper bound for the inter-species scattering length a_{12} .

THEORY

Here we consider a binary mixture of dipolar condensates of ^{164}Dy and ^{166}Er atoms confined in a harmonic potential, in the presence of a magnetic field \mathbf{B} aligned along an arbitrary direction in space. The system can be described in terms of an extended Gross-Pitaevskii energy functional $E = E_{\text{MF}} + E_{\text{dd}} + E_{\text{LHY}}$ with

$$E_{\text{MF}} = \sum_{i=1}^2 \int \left[\frac{\hbar^2}{2m_i} |\nabla \psi_i(\mathbf{r})|^2 + V_i(\mathbf{r}) |\psi_i(\mathbf{r})|^2 \right] d\mathbf{r} + \sum_{i,j=1}^2 \frac{g_{ij}}{2} \int n_i(\mathbf{r}) n_j(\mathbf{r}) d\mathbf{r}, \quad (1)$$

$$E_{\text{dd}} = \sum_{i,j=1}^2 \frac{C_{ij}^{\text{dd}}}{2} \iint n_i(\mathbf{r}) V_{\text{dd}}(\mathbf{r} - \mathbf{r}') n_j(\mathbf{r}') d\mathbf{r} d\mathbf{r}', \quad (2)$$

and the single-species Lee-Huang-Yang (LHY) correction for the two components

$$E_{\text{LHY}} = \frac{256\sqrt{\pi}}{15} \sum_{i=1}^2 \frac{\hbar^2 a_{ii}^{5/2}}{m_i} \left(1 + \frac{3}{2} \epsilon_{\text{dd},i}^2 \right) \int n_i(\mathbf{r})^{5/2} d\mathbf{r}, \quad (3)$$

where $n_i(\mathbf{r}) = |\psi_i(\mathbf{r})|^2$ represents the density of each condensate, $V_i(\mathbf{r}) = (m_i/2) \sum_{\alpha=x,y,z} \omega_{\alpha,i}^2 r_\alpha^2 + m_i g z$ includes the harmonic trapping and gravity potentials, $g_{ij} = 2\pi\hbar^2 a_{ij}(m_i + m_j)/(m_i m_j)$ is the contact interaction strength, $V_{\text{dd}}(\mathbf{r}) = (1 - 3\cos^2\theta)/(4\pi r^3)$ the (bare) dipole-dipole potential, $C_{ij}^{\text{dd}} \equiv \mu_0 d_i d_j$ its strength, d_i the modulus of the dipole moment \mathbf{d}_i of each species, \mathbf{r} the distance between the dipoles, and θ the angle between the vector \mathbf{r} and the dipole axis, $\cos\theta = \mathbf{d} \cdot \mathbf{r}/(dr)$ [28]. In the following we identify species 1 with the Er condensate, and species 2 with the Dy condensate (we have also omitted the reference to the mass number, for easiness of notations). As described later on, the orientation of the magnetic dipoles is varied along arbitrary directions through an external magnetic field \mathbf{B} .

Then, for each set of parameters the ground state of the system is obtained by minimizing the energy functional $E[\psi_1, \psi_2]$ by means of a conjugate algorithm, see e.g. Refs. [28–30]. In the numerical code the double integral appearing in Eq. (2) is mapped into Fourier space where it can be conveniently computed using fast Fourier transform (FFT) algorithms, after regularization [31]. The LHY correction in Eq. (3) is obtained from the expression for homogeneous 3D dipolar condensates under the local-density approximation [32, 33].

Finally, we remark that the intra-species scattering lengths are given as input to the theory and, although the value for Er has been measured accurately to be $a_{11} = 83(3) a_0$ at the magnetic field we are working at [34], the intra-species scattering length for Dy, a_{22} , still lacks an accurate determination. Several works have reported different values ranging from $60 a_0$ to $100 a_0$ [35, 36]. As in these experiments no signs of supersolid or droplet states have been observed [37], we set $a_{22} = 95 a_0$ for which the ground state is an unmodulated BEC, at our atom numbers and trap frequencies. Since $a_{11} > a_{\text{dd}}^1$ while $a_{22} \leq a_{\text{dd}}^2$, with $a_{\text{dd}}^i = C_{ii}^{\text{dd}} m_i / (12\pi\hbar^2)$ the dipolar length, we expect Eq. (3) to be more relevant for Dy than for Er.

EXPERIMENT

Our experiment starts with a degenerate mixture of ^{166}Er and ^{164}Dy , similar to Ref. [17]. In brief, after cooling the atomic clouds in a dual-species magneto optical trap [38], we start the evaporative cooling by loading the mixture into a single-beam optical dipole trap at 1064 nm, which propagates horizontally (y-axis); see reference frame in Fig. 1a. After about 600 ms, the power of

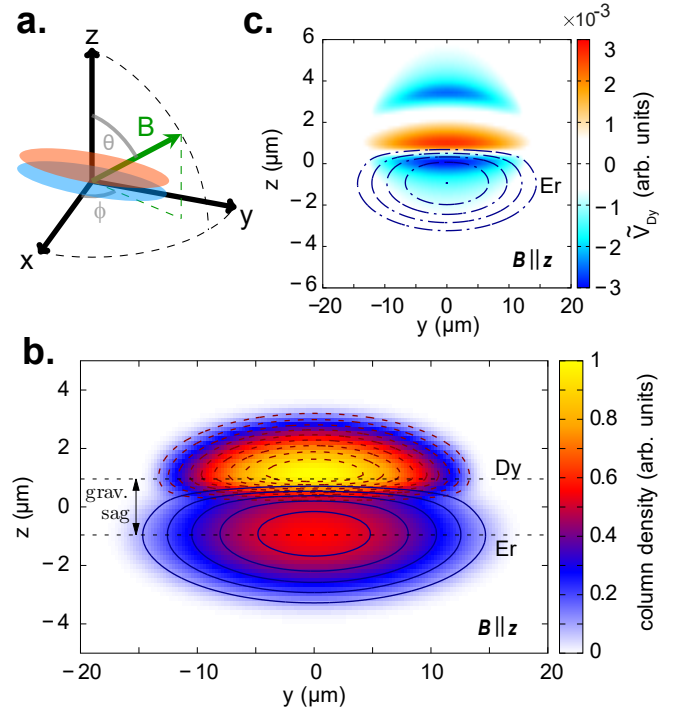


FIG. 1. Trap geometry, ground-state column density and dipole potential. **a.** Illustration of the geometry of our ^{164}Dy (red ellipse) and ^{166}Er (blue ellipse) mixture. The orientation of the magnetic field is defined by the angles ϕ and θ . The imaging beam propagates in the horizontal plane, at an angle of 45° with respect to the y-axis (not shown). **b.** Ground-state column density for an imbalanced mixture with $N_{\text{Dy}} = 1.3 \times 10^4$, $N_{\text{Er}} = 4.9 \times 10^4$, $a_{12} = 100 a_0$. Dashed and filled lines show the iso-density contour levels for Dy and Er, respectively. For comparison, the in-trap displacement due to the gravitational sag for a non-interacting mixture is also shown (black dashed lines). We set $z=0$ at the center of the gravitational sag. **c.** Heat map of the dipole potential produced by the Dy condensate (parameters below), $\tilde{V}_{\text{Dy}}(\mathbf{r}) \equiv \int V_{\text{dd}}(\mathbf{r} - \mathbf{r}') n_{\text{Dy}}(\mathbf{r}') d\mathbf{r}'$, in the $x = 0$ -plane. Here the magnetic field points along the z-axis. The dotted-dashed lines represent the iso-density contour levels of the Er component, indicating that in this regime the inter-species dipolar interaction is predominantly attractive.

a second trapping beam, propagating vertically along the direction of gravity (z-axis), is linearly ramped up to form a crossed optical dipole trap (cODT). Here, the evaporation further proceeds for about 5 s. We perform the evaporation at a magnetic field of $B = 2.028$ G, pointing along the z-axis, which allows an efficient cooling of both species.

The final harmonic trap has a cigar-like shape, axially elongated along the y-axis, with frequencies $\omega_{x,y,z} = 2\pi \times (96(1), 18(1), 150(5)) \text{ s}^{-1}$, and $\omega_{x,y,z} = 2\pi \times (104(1), 18(1), 165(5)) \text{ s}^{-1}$ for Er and Dy, respectively. The trapping frequencies of the two species slightly differ. This is due to the small difference in their mass and atomic polarizability [39, 40]. In a

harmonic trap, each species experiences a shift of its center-of-mass (COM) position along the z -axis due to gravity. This effect is known as gravitational sag [41–43]. For mixtures, the differential gravitational sag between the components is given by $\Delta z_{\text{grav}} = g(1/\omega_{z1}^2 - 1/\omega_{z2}^2)$, which for our Er-Dy mixture is $\Delta z_{\text{grav}} = 1.9(1) \mu\text{m}$ with Er shifted downwards more than Dy; see Fig. 1a. Such gravitational sag favors phase separation along the z -axis, reducing the inter-species overlap density. In presence of inter-species interactions, the vertical distance of the clouds' centers is not only determined by the gravitational sag but also by their mutual mean-field attraction or repulsion [13, 15, 44, 45], quantified by the mean-field shift Δz_{MF} . For dipolar mixtures, Δz_{MF} is determined by the interplay between the dipolar and contact inter-species interactions, as we will discuss later. The total vertical in-trap displacement is thus $\Delta z = \Delta z_{\text{grav}} + \Delta z_{\text{MF}}$.

Figure 1b exemplarily shows calculations of the 2D ground-state column density of an imbalanced mixture for $\mathbf{B} \parallel \mathbf{z}$ and $a_{12} = 100 a_0$. In this configuration, a COM shift is clearly visible, which exceeds the gravitational sag, indicating a total repulsive mean-field interaction between the components. To understand the role of the DDI, it is interesting to calculate the effective potential generated by one species (e.g. Dy), $\tilde{V}_{\text{Dy}}(\mathbf{r}) \equiv \int V_{\text{dd}}(\mathbf{r} - \mathbf{r}') n_{\text{Dy}}(\mathbf{r}') d\mathbf{r}'$, felt by the other species (e.g. Er). Such effective potentials are most relevant in the region where the two species overlap (beside a long-range tail from the DDI). As shown in Fig. 1c, for our trap geometry and dipole orientation, Er experiences a dominant attractive DDI generated by Dy, which is however weaker than the repulsive inter-species contact interaction for $a_{12} = 100 a_0$.

To experimentally study the inter-species mean-field shift, we selectively remove either one of the two species and follow the COM dynamics of the remaining species towards its new equilibrium position in the trap [17]. Figure 2 illustrates our protocol. After preparing our trapped Bose-Bose Er-Dy mixture with $\mathbf{B} \parallel \mathbf{z}$, we first adiabatically rotate the magnetic field in 120 ms to the desired orientation (i.e. changing θ and ϕ) and let the mixture equilibrate for 50 ms. We then selectively remove either Er or Dy by shining a resonant light pulse, operating on either of the two strong atomic transitions (401 nm (421 nm) for Er (Dy)). We have checked that this resonant pulse of 3-ms duration does not affect the remaining species. Finally, we hold the remaining species in trap for a variable time, t_h , and probe the system with standard absorption imaging after a time-of-flight (TOF) expansion of $t_{\text{TOF}} = 26$ ms.

After the selective removal of either of the two species, the remaining species is out of equilibrium and the cloud COM starts to oscillate around its new equilibrium position, given by the dipole-trap minimum in presence of gravity. Figure 3 a(b) exemplarily shows the vertical

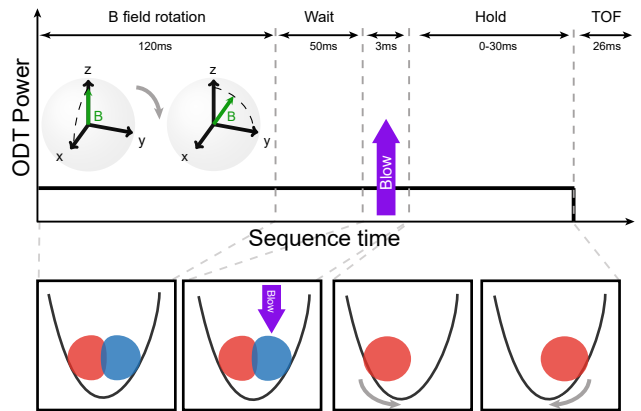


FIG. 2. **Experimental protocol.** After preparing our Er-Dy mixture with $\mathbf{B} \parallel \mathbf{z}$, the magnetic field is rotated to an arbitrary direction, defined by θ and ϕ , in 120 ms. The atomic clouds are held in trap for 50 ms to reach equilibrium, before either of the species is removed with resonant light. The remaining cloud is held for a variable hold time, t_h . The cloud is then released from the trap and imaged with standard absorption imaging after a TOF expansion of $t_{\text{TOF}} = 26$ ms. We prepare imbalanced mixtures with condensed atom numbers N_C in the range $[1 - 3] \times 10^4$ and $[4 - 6] \times 10^4$ for Dy and Er, respectively [31].

COM position, Z_i [31], measured after TOF, for Dy (Er) after removing Er (Dy) and for two different dipole orientations.

The amplitude of the observed oscillation is directly connected to the inter-species mean-field shift experienced by the atoms in trap. Within the assumption of ballistic expansion, which is justified in the weakly interacting regime, $Z_i(t_h, t_{\text{TOF}}) = z_i(t_h) + \dot{z}_i(t_h)t_{\text{TOF}} + gt_{\text{TOF}}^2/2$, where $z_i(t_h) = \Delta z_{\text{MF},i} \cos(\omega_i t_h) + \Delta z_{\text{grav}}$ is the in-trap COM position. The oscillation frequency ω_i is the trap frequency along the z -axis.

By combining the previous equations, one gets the following expression

$$Z_i(t_h, t_{\text{TOF}}) = \Delta z_{\text{MF},i} \cos(\omega_i t_h) - \Delta z_{\text{MF},i} \omega_i \sin(\omega_i t_h) t_{\text{TOF}} + z_{\text{off}}, \quad (4)$$

where $z_{\text{off}} = \Delta z_{\text{grav}} + gt_{\text{TOF}}^2/2$. We fit Eq. (4) to the experimental data for the two magnetic field orientations with the mean-field shift $\Delta z_{\text{MF},i}$, ω_i , and z_{off} being free fitting parameters.

RESULTS

Figure 3 shows important information on the inter-species interactions. First, by comparing the dynamics of the two species, we observe that the oscillations are counter-phase. The Dy cloud starts moving downwards towards the trap center, whereas the Er one moves upwards, confirming a total repulsive inter-species interac-

tion for this geometry. Second, we see a clear difference in the oscillation amplitude between Dy and Er. This is due to the fact that the mixture is imbalanced with Er being the majority species, and therefore the mean-field shift caused by Er on Dy is larger. Finally, for each species, the oscillation amplitude strongly depends on the magnetic field orientation. This behaviour can not be simply explained by the anisotropy of the DDI. For $\mathbf{B} \parallel \mathbf{z}$, the DDI is more attractive over the inter-species overlap region than for \mathbf{B} in the xy-plane, $\mathbf{B} \in \mathbf{xy}$. Hence, one would expect $\Delta z_{\text{MF},z} < \Delta z_{\text{MF},xy}$, contrasting the observations.

The additional effect to account for is the magnetostriction [46] of each species, i.e. a cloud elongation along the magnetization direction caused by the single-species DDI. For $\mathbf{B} \parallel \mathbf{z}$, the two clouds elongate along the z-axis, thus increasing the inter-species overlap density; see Fig. 1b. This increased overlap activates a back action on the strength of the repulsive contact interaction, which acquires a larger weight, leading to an increased repulsion between the clouds. On the contrary, for $\mathbf{B} \in \mathbf{xy}$, the clouds elongate horizontally thereby minimizing the overlap density and therefore the inter-species repulsion. The slight difference in frequency observed for the two magnetic-field orientations is due to the presence of small residual magnetic-field gradients [31].

To get further insight into the anisotropy of the inter-species interactions, we repeat the above measurement for various dipole orientations, set by the angles θ and ϕ . As before, we perform two sets of measurements: we probe the out-of-equilibrium dynamics of Dy after removing Er and viceversa. To enhance the amplitude of the COM oscillations of one species (Dy), we perform measurements with imbalanced mixtures, where Er is the majority species with condensed atom numbers in the range $[4 - 6] \times 10^4$, while the Dy cloud contains about $[1 - 3] \times 10^4$ [31].

Figure 4 summarizes our results. It shows both the measured and calculated mean-field shift $\Delta z_{\text{MF},i}$ for each plane of rotation for Dy (red points) and Er (blue points). We observe that $\Delta z_{\text{MF},i}$ has a maximum for $\mathbf{B} \parallel \mathbf{z}$ and decreases when approaching the horizontal plane. The gray lines show the theory results for an inter-species scattering length $a_{12} = 100 a_0$ and for our experimental parameters, i.e. atom numbers and trap frequencies. We chose $a_{12} = 100 a_0$ as it describes best the experimental data. The gray shaded area takes into account the experimental uncertainty on the estimation of the atom number.

The theory curves agree qualitatively with the experimental observations. In particular, experiment and theory are in good agreement for $\mathbf{B} \parallel \mathbf{z}$, while they start to deviate for $\mathbf{B} \in \mathbf{xy}$. The small mismatch can be due to the presence of residual vertical magnetic-field gradients, which are not taken into account in the theory. These can cause a systematic shift of the trap frequencies to

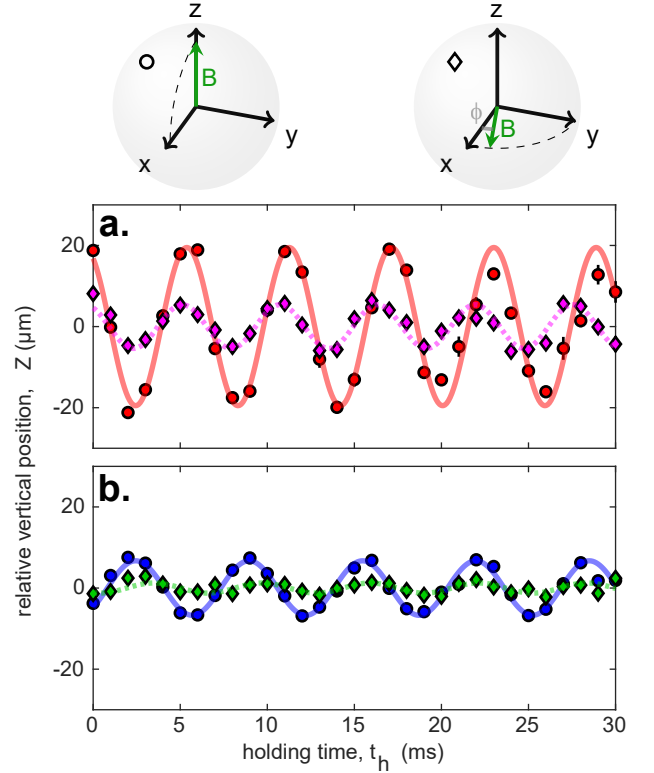


FIG. 3. **COM oscillations after removal of either one of the species.** **a.** Vertical COM position of Dy after removing Er and **(b)** viceversa. The vertical position Z_i is recorded after a TOF expansion of 26ms, as a function of the holding time. The offset z_{off} has been subtracted to facilitate comparison. The measurements are repeated for two magnetic field orientations: $\mathbf{B} \parallel \mathbf{z} - \theta = 0^\circ, \phi = 0^\circ$ – (circles) and $\mathbf{B} \in \mathbf{xy} - \theta = 90^\circ, \phi = 15^\circ$ – (diamonds). The atom numbers are $N_{\text{Dy}} = 1.3(2) \times 10^4$, $N_{\text{Er}} = 4.9(7) \times 10^4$ and $N_{\text{Dy}} = 3.1(5) \times 10^4$, $N_{\text{Er}} = 4.7(5) \times 10^4$ for $\mathbf{B} \parallel \mathbf{z}$ and $\mathbf{B} \in \mathbf{xy}$, respectively. The error bars reported represent the standard error on the mean over three experimental trials, and are mostly smaller than the markers. We fit Eq. (4) to the data for $\mathbf{B} \parallel \mathbf{z}$ (filled lines) and $\mathbf{B} \in \mathbf{xy}$ (dotted lines).

higher values when going from $\mathbf{B} \parallel \mathbf{z}$ to $\mathbf{B} \in \mathbf{xy}$ thereby reducing the gravitational sag [31]. Furthermore, while our Dy ground-state calculations predict the transition to a macrodroplet at $a_{22} = 95 a_0$ for $\mathbf{B} \parallel \mathbf{y}$, and a further reduction of the overlap density, in the experiment we observe a stable Dy BEC. Previous works have also shown a quantitative mismatch between theory and experiment in predicting the macrodroplet transition, suggesting the need of refined models and an accurate determination of a_{22} [33, 34, 47].

The overall behaviour shown in Fig. 4 can be explained by the effect of the magnetostriction on the inter-species overlap density. In fact, as discussed earlier, for magnetic field orientations in the horizontal plane, the clouds are elongated horizontally along the direction of \mathbf{B} thereby minimizing the density overlap and the inter-species re-

pulsion. Whereas, when orienting the magnetic field along the vertical direction, the magnetostriction leads to an increase of the density overlap and therefore of the inter-species repulsion, which overcomes the attractive DDI. The system undergoes a transition to a state where the two components are pushed aside, maximising the in-trap displacement (see Fig. 1b).

For a magnetic field orientation along the z-axis, we perform ground-state calculations varying the inter-species scattering length a_{12} and calculate the Er-Dy mean-field displacement as a function of a_{12} . The results are shown in Fig. 5. The mean-field displacement increases with a_{12} owing to the fact that Dy (a.) is pushed away from Er (b.). Figure 5c shows the Dy (red) and Er (blue) density cuts along $y = 0$, for $a_{12} = 30 a_0$ (filled lines), $a_{12} = 100 a_0$ (dashed lines) and $a_{12} = 200 a_0$ (dotted lines). The repulsive interaction between the species leads to a decrease of the density overlap when going to higher a_{12} . We compare the theory results with the experimentally measured mean-field shift at $[\theta = 0^\circ, \phi = 90^\circ]$, and by performing a χ^2 -analysis we are able to estimate the inter-species scattering length to be, $a_{12} = 110 [-70, +240] a_0$ [31]. From our ground-state calculations, when choosing $a_{12} < 30 a_0$ the repulsive contribution of the contact interactions to the mean-field shift is not enough to overcome the attractive contribution from the DDI (see Fig. 1c) leading to a collapse of both species. In this regime, it might be necessary to include the inter-species LHY term as done in [25, 26].

CONCLUSIONS AND OUTLOOK

In conclusion, we have experimentally investigated the effect of the DDI on the total inter-species interaction by tracing the mean-field in-trap displacement between the species. We have presented a theoretical description for our Er-Dy mixture, including the single-species beyond mean-field corrections, which qualitatively describes well our system and allows us to predict an inter-species scattering length on the order of $a_{12} = 100 a_0$. By changing the magnetic field orientation from the horizontal plane to the vertical direction, we were able to observe a transition to a state in which the two components are pushed apart by the dominant mean-field repulsive interaction. Future studies will focus on the use of inter-species Feshbach resonances, recently reported in our group [48], to reach the conditions in which one or both components exhibit a phase transition to a quantum droplet or supersolid regime. As an example, Fig. 6 shows that the onset of a supersolid phase in the Dy component can be induced by increasing the inter-species contact scattering length a_{12} .

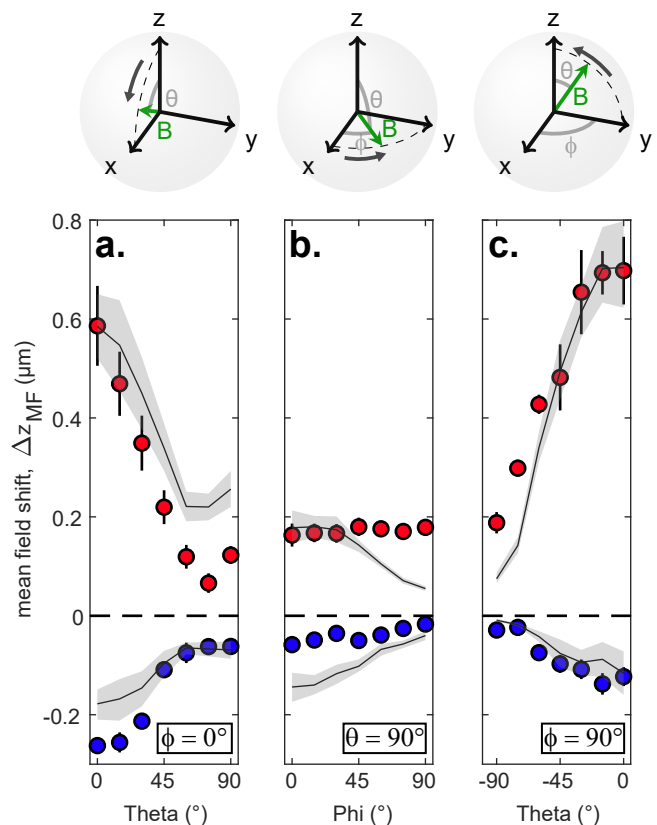


FIG. 4. **Mean-field displacement and theory prediction.** Experimental estimation of the mean-field displacement $\Delta z_{MF,i}$ for Dy (red points) and Er (blue points), as a function of the magnetic field orientation. **a.** $\theta = [0^\circ, 90^\circ]$, $\phi = 0^\circ$. **b.** $\phi = [0^\circ, 90^\circ]$, $\theta = 90^\circ$. **c.** $\theta = [0^\circ, 90^\circ]$, $\phi = 90^\circ$. Theory prediction for an inter-species scattering length $a_{12} = 100 a_0$ (gray lines). The gray shaded area takes into account the experimental uncertainty on the estimation of the atom number. The error bars in $\Delta z_{MF,i}$ correspond to the statistical uncertainty from the fit. The mismatch between the data points at $\theta = 0^\circ$ in **a.** and **c.** is due to different atom numbers [31].

ACKNOWLEDGMENTS

We thank Maximilian Sohmen for the experimental support and for valuable discussions. We thank Rick van Bijnen for theoretical support. We also thank Lauriane Chomaz, Matthew Norcia, Lauritz Klaus and the Innsbruck Erbium team for fruitful discussions. This work is financially supported through an ERC Consolidator Grant (RARE, No. 681432), an NFRI grant (MIRARE, No. ÖAW0600) of the Austrian Academy of Science, the QuantERA grant MAQS by the Austrian Science Fund FWF No. I4391-N, and the DFG/FWF via FOR 2247/PI2790. M.M. acknowledges support by the Spanish Ministry of Science, Innovation and Universities and the European Regional Development Fund FEDER through Grant No. PGC2018-101355-B-I00

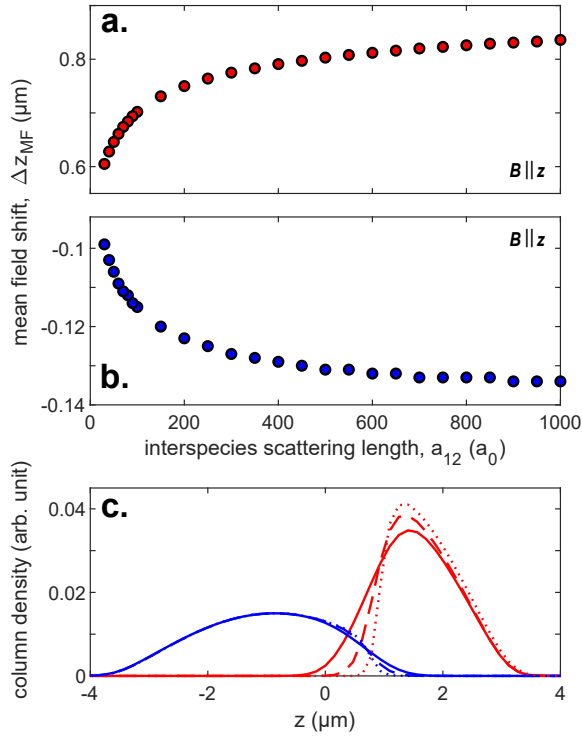


FIG. 5. **Calculated mean-field displacement as a function of a_{12} .** Calculated mean-field displacement for Dy (a.) and Er (b.) as a function of the inter-species scattering length a_{12} . The magnetic field is oriented along the z -axis. c. In-trap density cut along $y = 0$ for Dy (red) and Er (blue), for $a_{12} = 30 a_0$ (filled lines), $a_{12} = 100 a_0$ (dashed lines) and $a_{12} = 200 a_0$ (dotted lines). Here $N_{\text{Dy}} = 0.8 \times 10^4$ and $N_{\text{Er}} = 5.9 \times 10^4$.

(MCIU/AEI/FEDER, UE), and by the Basque Government through Grant No. IT986-16. We also acknowledge the Innsbruck Laser Core Facility, financed by the Austrian Federal Ministry of Science, Research and Economy.

* Present address: Physikalisches Institut, Auf der Morgenstelle 14 (D-Bau), 72076 Tübingen, Germany

† Present address: 5. Physikalisches Institut und Center for Integrated Quantum Science and Technology, Universität Stuttgart, Pfaffenwaldring 57, 70569 Stuttgart, Germany

‡ Correspondence should be addressed to Francesca.Ferlaino@uibk.ac.at

- [1] I. Bloch, J. Dalibard, and W. Zwerger, Many-body physics with ultracold gases, *Rev. Mod. Phys.* **80**, 885 (2008).
- [2] M.-G. Hu, M. J. Van de Graaff, D. Kedar, J. P. Corson, E. A. Cornell, and D. S. Jin, Bose polarons in the strongly interacting regime, *Phys. Rev. Lett.* **117**, 055301 (2016).
- [3] N. B. Jørgensen, L. Wacker, K. T. Skalmstang, M. M. Parish, J. Levinsen, R. S. Christensen, G. M. Bruun, and J. J. Arlt, Observation of attractive and repulsive polarons in a bose-einstein condensate, *Phys. Rev. Lett.*

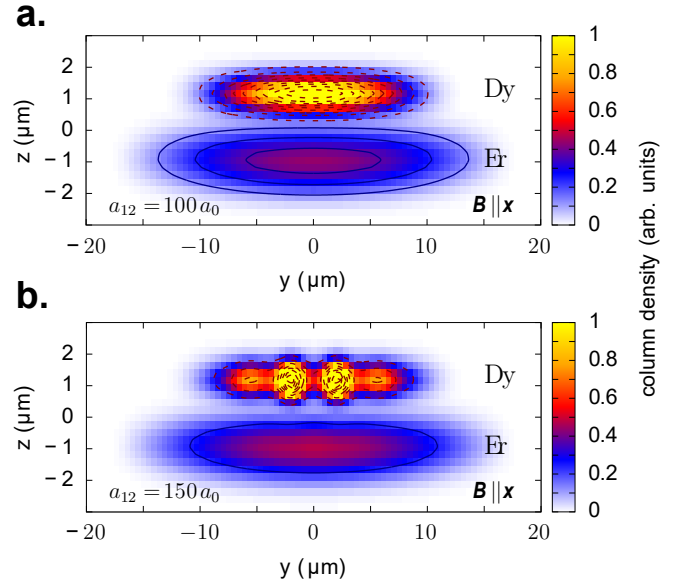


FIG. 6. **Calculation of an interaction-induced supersolidity.** Ground-state configurations for an imbalanced dipolar mixture with the magnetic field pointing along the x -axis, for two different values of the inter-species scattering length: a. $a_{12} = 100 a_0$, b. $a_{12} = 150 a_0$. Dashed and filled lines show the iso-density contour levels for Dy and Er, respectively. Here $N_{\text{Dy}} = 1.2 \times 10^4$, $N_{\text{Er}} = 6 \times 10^4$, $a_{11} = 83 a_0$ and $a_{22} = 95 a_0$.

[117, 055302 \(2016\)](#).

- [4] D. S. Petrov, Quantum mechanical stabilization of a collapsing bose-bose mixture, *Phys. Rev. Lett.* **115**, 155302 (2015).
- [5] C. R. Cabrera, L. Tanzi, J. Sanz, B. Naylor, P. Thomas, P. Cheiney, and L. Tarruell, Quantum liquid droplets in a mixture of bose-einstein condensates, *Science* **359**, 301 (2018).
- [6] C. D'Errico, A. Burchianti, M. Prevedelli, L. Salasnich, F. Ancilotto, M. Modugno, F. Minardi, and C. Fort, Observation of quantum droplets in a heteronuclear bosonic mixture, *Phys. Rev. Research* **1**, 033155 (2019).
- [7] B. J. DeSalvo, K. Patel, G. Cai, and C. Chin, Observation of fermion-mediated interactions between bosonic atoms, *Nature* **568**, 61–64 (2019).
- [8] K. K. Voges, P. Gersema, M. Meyer zum Alten Borgloh, T. A. Schulze, T. Hartmann, A. Zenesini, and S. Ospelkaus, Ultracold gas of bosonic $^{23}\text{Na}^{39}\text{K}$ ground-state molecules, *Phys. Rev. Lett.* **125**, 083401 (2020).
- [9] G. Modugno, G. Ferrari, G. Roati, R. J. Brecha, A. Simoni, and M. Inguscio, Bose-einstein condensation of potassium atoms by sympathetic cooling, *Science* **294**, 1320 (2001).
- [10] Z. Hadzibabic, C. A. Stan, K. Dieckmann, S. Gupta, M. W. Zwierlein, A. Görlitz, and W. Ketterle, Two-species mixture of quantum degenerate bose and fermi gases, *Phys. Rev. Lett.* **88**, 160401 (2002).
- [11] M. Mudrich, S. Kraft, K. Singer, R. Grimm, A. Mosk, and M. Weidemüller, Sympathetic cooling with two atomic species in an optical trap, *Phys. Rev. Lett.* **88**, 253001 (2002).

- [12] C. Silber, S. Günther, C. Marzok, B. Deh, P. W. Courteille, and C. Zimmermann, Quantum-degenerate mixture of fermionic lithium and bosonic rubidium gases, *Phys. Rev. Lett.* **95**, 170408 (2005).
- [13] D. J. McCarron, H. W. Cho, D. L. Jenkin, M. P. Köppinger, and S. L. Cornish, Dual-species bose-einstein condensate of ^{87}Rb and ^{133}Cs , *Phys. Rev. A* **84**, 011603 (2011).
- [14] J. W. Park, C.-H. Wu, I. Santiago, T. G. Tiecke, S. Will, P. Ahmadi, and M. W. Zwierlein, Quantum degenerate bose-fermi mixture of chemically different atomic species with widely tunable interactions, *Phys. Rev. A* **85**, 051602 (2012).
- [15] L. Wacker, N. B. Jørgensen, D. Birkmose, R. Horchani, W. Ertmer, C. Klempt, N. Winter, J. Sherson, and J. J. Arlt, Tunable dual-species bose-einstein condensates of ^{39}K and ^{87}Rb , *Phys. Rev. A* **92**, 053602 (2015).
- [16] C. Ravensbergen, V. Corre, E. Soave, M. Kreyer, E. Kirilov, and R. Grimm, Production of a degenerate fermi-fermi mixture of dysprosium and potassium atoms, *Phys. Rev. A* **98**, 063624 (2018).
- [17] A. Trautmann, P. Ilzhöfer, G. Durastante, C. Politi, M. Sohmen, M. J. Mark, and F. Ferlaino, Dipolar Quantum Mixtures of Erbium and Dysprosium Atoms, *Phys. Rev. Lett.* **121**, 213601 (2018).
- [18] M. A. Norcia and F. Ferlaino, New opportunities for interactions and control with ultracold lanthanides, (2021), [arXiv:2108.04491 \[cond-mat.quant-gas\]](https://arxiv.org/abs/2108.04491).
- [19] R. M. Wilson, C. Ticknor, J. L. Bohn, and E. Timmermans, Roton immiscibility in a two-component dipolar bose gas, *Phys. Rev. A* **86**, 033606 (2012).
- [20] R. K. Kumar, P. Muruganandam, L. Tomio, and A. Gammal, Miscibility in coupled dipolar and non-dipolar bose-einstein condensates, *Journal of Physics Communications* **1**, 035012 (2017).
- [21] K.-T. Xi, T. Byrnes, and H. Saito, Fingering instabilities and pattern formation in a two-component dipolar bose-einstein condensate, *Phys. Rev. A* **97**, 023625 (2018).
- [22] R. K. Kumar, L. Tomio, and A. Gammal, Spatial separation of rotating binary bose-einstein condensates by tuning the dipolar interactions, *Phys. Rev. A* **99**, 043606 (2019).
- [23] R. K. Kumar, L. Tomio, B. A. Malomed, and A. Gammal, Vortex lattices in binary bose-einstein condensates with dipole-dipole interactions, *Phys. Rev. A* **96**, 063624 (2017).
- [24] R. K. Kumar, L. Tomio, and A. Gammal, Vortex patterns in rotating dipolar bose-einstein condensate mixtures with squared optical lattices, *Journal of Physics B: Atomic, Molecular and Optical Physics* **52**, 025302 (2018).
- [25] R. N. Bisset, L. A. P. n. Ardila, and L. Santos, Quantum droplets of dipolar mixtures, *Phys. Rev. Lett.* **126**, 025301 (2021).
- [26] J. C. Smith, D. Baillie, and P. B. Blakie, Quantum droplet states of a binary magnetic gas, *Phys. Rev. Lett.* **126**, 025302 (2021).
- [27] J. C. Smith, P. B. Blakie, and D. Baillie, Approximate theories for binary magnetic quantum droplets, (2021), [arXiv:2107.09818 \[cond-mat.quant-gas\]](https://arxiv.org/abs/2107.09818).
- [28] S. Ronen, D. C. E. Bortolotti, and J. L. Bohn, Bogoliubov modes of a dipolar condensate in a cylindrical trap, *Phys. Rev. A* **74**, 013623 (2006).
- [29] W. H. Press, S. A. Teukolsky, W. T. Vetterling, and B. P. Flannery, *Numerical Recipes: The Art of Scientific Computing*, 3rd ed. (Cambridge University Press, USA, 2007).
- [30] M. Modugno, L. Pricoupenko, and Y. Castin, Bose-einstein condensates with a bent vortex in rotating traps, *The European Physical Journal D - Atomic, Molecular, Optical and Plasma Physics* **22**, 235 (2003).
- [31] See supplemental material.
- [32] F. Wächtler and L. Santos, Ground-state properties and elementary excitations of quantum droplets in dipolar Bose-Einstein condensates, *Physical Review A* **94**, 043618 (2016).
- [33] M. Schmitt, M. Wenzel, F. Böttcher, I. Ferrier-Barbut, and T. Pfau, Self-bound droplets of a dilute magnetic quantum liquid, *Nature (London)* **539**, 259 (2016).
- [34] L. Chomaz, S. Baier, D. Petter, M. J. Mark, F. Wächtler, L. Santos, and F. Ferlaino, Quantum-fluctuation-driven crossover from a dilute Bose-Einstein condensate to a macrodroplet in a dipolar quantum fluid, *Phys. Rev. X* **6**, 041039 (2016).
- [35] Y. Tang, A. Sykes, N. Q. Burdick, J. L. Bohn, and B. L. Lev, s -wave scattering lengths of the strongly dipolar bosons ^{162}Dy and ^{164}Dy , *Phys. Rev. A* **92**, 022703 (2015).
- [36] I. Ferrier-Barbut, M. Wenzel, F. Böttcher, T. Langen, M. Isoard, S. Stringari, and T. Pfau, Scissors mode of dipolar quantum droplets of dysprosium atoms, *Phys. Rev. Lett.* **120**, 160402 (2018).
- [37] L. Chomaz, D. Petter, P. Ilzhöfer, G. Natale, A. Trautmann, C. Politi, G. Durastante, R. M. W. van Bijnen, A. Patscheider, M. Sohmen, M. J. Mark, and F. Ferlaino, Long-lived and transient supersolid behaviors in dipolar quantum gases, *Phys. Rev. X* **9**, 021012 (2019).
- [38] P. Ilzhöfer, G. Durastante, A. Patscheider, A. Trautmann, M. J. Mark, and F. Ferlaino, Two-species five-beam magneto-optical trap for erbium and dysprosium, *Phys. Rev. A* **97**, 023633 (2018).
- [39] J. H. Becher, S. Baier, K. Aikawa, M. Lepers, J.-F. Wyart, O. Dulieu, and F. Ferlaino, Anisotropic polarizability of erbium atoms, *Phys. Rev. A* **97**, 012509 (2018).
- [40] C. Ravensbergen, V. Corre, E. Soave, M. Kreyer, S. Tzanova, E. Kirilov, and R. Grimm, Accurate determination of the dynamical polarizability of dysprosium, *Phys. Rev. Lett.* **120**, 223001 (2018).
- [41] M. Modugno, F. Ferlaino, F. Riboli, G. Roati, G. Modugno, and M. Inguscio, Mean-field analysis of the stability of a k -rb fermi-bose mixture, *Phys. Rev. A* **68**, 043626 (2003).
- [42] A. H. Hansen, A. Y. Khramov, W. H. Dowd, A. O. Jamiison, B. Plotkin-Swing, R. J. Roy, and S. Gupta, Production of quantum-degenerate mixtures of ytterbium and lithium with controllable interspecies overlap, *Phys. Rev. A* **87**, 013615 (2013).
- [43] F. Wang, X. Li, D. Xiong, and D. Wang, A double species ^{23}Na and ^{87}Rb bose-einstein condensate with tunable miscibility via an interspecies feshbach resonance, *Journal of Physics B: Atomic, Molecular and Optical Physics* **49**, 015302 (2015).
- [44] S. B. Papp, J. M. Pino, and C. E. Wieman, Tunable miscibility in a dual-species bose-einstein condensate, *Phys. Rev. Lett.* **101**, 040402 (2008).
- [45] K. L. Lee, N. B. Jørgensen, I.-K. Liu, L. Wacker, J. J. Arlt, and N. P. Proukakis, Phase separation and dynamics of two-component bose-einstein condensates, *Phys. Rev. A* **94**, 013602 (2016).

- [46] J. Stuhler, A. Griesmaier, T. Koch, M. Fattori, T. Pfau, S. Giovanazzi, P. Pedri, and L. Santos, Observation of dipole-dipole interaction in a degenerate quantum gas, [*Phys. Rev. Lett.* **95**, 150406 \(2005\)](#).
- [47] F. Böttcher, M. Wenzel, J.-N. Schmidt, M. Guo, T. Langen, I. Ferrier-Barbut, T. Pfau, R. Bombín, J. Sánchez-Baena, J. Boronat, and F. Mazzanti, Dilute dipolar quantum droplets beyond the extended gross-pitaevskii equation, [*Phys. Rev. Research* **1**, 033088 \(2019\)](#).
- [48] G. Durastante, C. Politi, M. Sohmen, P. Ilzhöfer, M. J. Mark, M. A. Norcia, and F. Ferlaino, Feshbach resonances in an erbium-dysprosium dipolar mixture, [*Phys. Rev. A* **102**, 033330 \(2020\)](#).
- [49] We notice that the expression in Eq. (A8) of Ref. [28] can be used only if $n(\mathbf{r})$ is even under parity in the three spatial directions, namely when $\tilde{n}(-\mathbf{k}) = \tilde{n}(\mathbf{k})$.
- [50] H. Li, J.-F. m. c. Wyart, O. Dulieu, and M. Lepers, Anisotropic optical trapping as a manifestation of the complex electronic structure of ultracold lanthanide atoms: The example of holmium, [*Phys. Rev. A* **95**, 062508 \(2017\)](#).
- [51] P. Young, *Everything You Wanted to Know About Data Analysis and Fitting but Were Afraid to Ask* (Springer International Publishing, 2015).

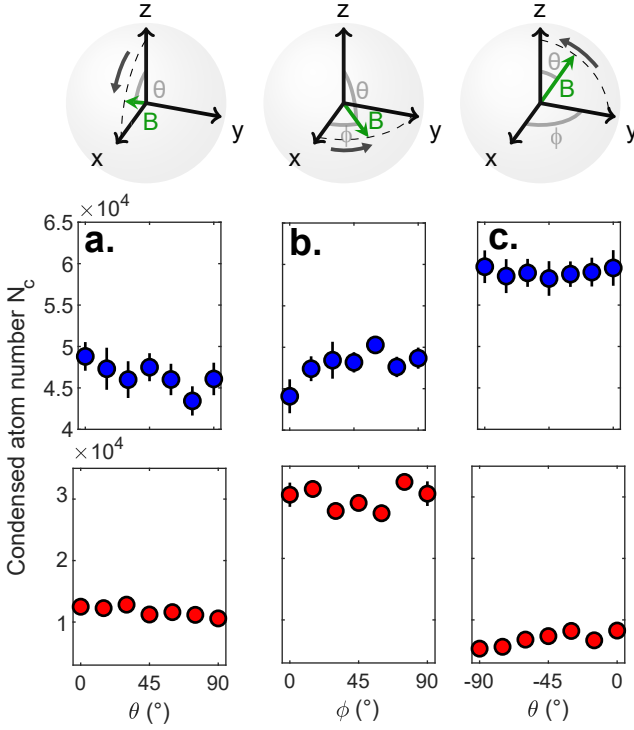


FIG. S1. **Condensed atom numbers as a function of the magnetic field orientation.** Measured atom numbers in the BEC for Dy (red points) and Er (blue points) related to the measurement shown in Fig. 4 of the main text. The magnetic field is oriented in the XZ-plane (a.), in the XY-plane (b.), and in the YZ plane (c.). The error bars reported represent the standard error on the mean over three experimental trials.

Supplemental Material

Atom number and vertical COM position

After each experimental sequence – described in Fig. 2 – we release the clouds and perform absorption imaging after a TOF expansion of 26 ms. We measure the condensed atom number for each species after subtracting the thermal part by fitting a symmetric 2D Gaussian to the wings of the density distribution. We then fit an asymmetric Gaussian to the remaining density distribution to extract the vertical COM position Z_i . Figure S1 shows the measured condensed atom numbers N_C of Dy (red points) and Er (blue points), related to the results presented in Fig. 4 of the main text. These atom numbers are given as input to the theory for each value of θ and ϕ .

Dipolar energy: Fourier representation and regularization

Here we outline the method used for calculating the double integral in Eq. (2), following the standard approach introduced in Ref. [28]. As anticipated, we start by rewriting the above integral in Fourier space. In particular, we make use of the Parseval theorem [29], $\int g(\mathbf{x})h^*(\mathbf{x})d\mathbf{x} = \int \tilde{g}(\mathbf{k})\tilde{h}^*(\mathbf{k})d\mathbf{k}$, where $\tilde{g}(\mathbf{k}) \equiv FT[g](\mathbf{k})$ and $\tilde{h}^*(\mathbf{k}) \equiv \{FT[h](\mathbf{k})\}^*$. Then, by defining $f \equiv h^*$ and recalling that $FT[f^*](\mathbf{k}) = f^*(-\mathbf{k})$, we have $\tilde{h}^*(\mathbf{k}) = \{FT[f^*](\mathbf{k})\}^* = f(-\mathbf{k})$, so that

$$E_{dd} = \frac{1}{2} \int \tilde{n}_i^*(\mathbf{k}) \tilde{V}_{dd}(\mathbf{k}) \tilde{n}_j(\mathbf{k}) d\mathbf{k}, \quad (5)$$

where we have used the fact that $n_i(\mathbf{r})$ is real, which implies $\tilde{n}_i(-\mathbf{k}) = \tilde{n}_i^*(\mathbf{k})$ [49]. At this point it is worth to recall that the use of the FT implicitly entails a periodic system, and this brings along an unwanted effect: the long range dipolar interactions can couple the system to virtual periodic replica. Such a coupling is obviously unphysical, and it can be cured by limiting the range of the dipolar interaction within a sphere of radius R (contained inside the computational box of size L), namely multiplying $V_{dd}(\mathbf{r})$ by the Heaviside step function $\Theta(R - r)$, with $R \leq L/2$. The corresponding FT is [28]

$$\tilde{V}_{dd}^{\text{cut}}(\mathbf{k}) = 4\pi \left(1 + 3 \frac{\cos(Rk)}{R^2 k^2} - 3 \frac{\sin(Rk)}{R^3 k^3} \right) \left(\cos^2 \alpha - \frac{1}{3} \right). \quad (6)$$

Estimation of the residual magnetic field gradient.

To evaluate the residual magnetic field gradient we measure the COM position of Er and Dy as a function of the TOF and for different values of the magnetic field. In this way, we are able to extract the correction to the gravitational acceleration g due to residual magnetic field gradients. When \mathbf{B} is oriented along the z-axis we measure an increase in g of about 2% for Dy and 1% for Er. The presence of these residual magnetic field gradients along the direction of gravity leads to a slight decrease of the trap frequencies (see Fig. 3 in the main text) when orienting \mathbf{B} from the XY-plane to the z-axis. The tensorial polarizability [39, 50] could also cause a shift of the trap frequencies when changing the orientation of the magnetic field, but these are negligible in our case.

Estimation of the inter-species scattering length.

From the calculated mean-field shift as a function of the inter-species scattering length, shown in Fig. 5 of the main text, we can estimate the value of a_{12} that

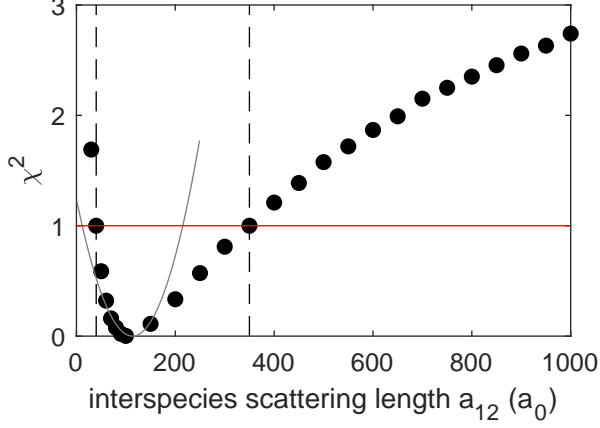


FIG. S2. **χ^2 -distribution of the mean-field shift.** χ^2 -distribution for our Er-Dy mean-field shift (black points). We estimate the inter-species scattering length to be $a_{12} = 110 [-70, +240] a_0$, by locally doing a Gaussian fit around the minimum of the distribution (gray line) and by defining the lower and upper bounds as the values at which $\chi^2 = 1$ (black dashed lines).

best represents the experimental results and its confidence interval. To do that, we perform a χ^2 -analysis for the mean-field shift at $[\theta = 0^\circ, \phi = 90^\circ]$, with $\chi^2 = (\Delta z_{\text{MF}} - \Delta z_{\text{MF}}^{\text{th}})^2 / \sigma_{\Delta z_{\text{MF}}}^2$, where $\Delta z_{\text{MF}}^{\text{th}}$ is the theoretically calculated in-trap mean-field displacement, and Δz_{MF} and $\sigma_{\Delta z_{\text{MF}}}$ the experimental value and its statistical error. By fitting a Gaussian around the minimum of the distribution and by defining its confidence interval as the range in which $\chi^2 < 1$ [51], we estimate $a_{12} = 110 [-70, +240] a_0$.